

Magny-Cours 4.411 m

### Motul French Round, 3-5 September 2021

### Chronological Analysis Race 1

Start at 15:40'45.571

**1 / 4**

1° 77 D. AEGERTER (1'41.279)							
Lap	Seg.1	Seg.2	Seg.3	Seg.4	Lap Time	km/h	Local Time
1		22.714	23.087	26.068	1'42.750	252,3	15:42'28.321
2	31.116	22.515	22.840	25.867	1'42.338	254,7	15:44'10.659
3	30.937	22.493	22.792	25.861	1'42.083	254,7	15:45'52.742
4	30.861	22.231	22.876	25.756	1'41.724	255,3	15:47'34.466
5	30.937	22.339	22.835	25.641	1'41.752	254,7	15:49'16.218
6	30.795	<b>22.170</b>	<b>22.670</b>	25.644	<b>1'41.279</b>	255,3	15:50'57.497
7	<b>30.764</b>	22.256	22.760	25.661	1'41.441	255,9	15:52'38.938
8	30.816	22.296	22.953	25.706	1'41.771	<b>256,5</b>	15:54'20.709
9	30.835	22.232	22.878	25.682	1'41.627	<b>256,5</b>	15:56'02.336
10	30.893	22.538	22.805	25.703	1'41.939	255,9	15:57'44.275
11	30.833	22.269	22.748	<b>25.632</b>	1'41.482	255,9	15:59'25.757
12	30.881	22.304	22.829	25.809	1'41.823	<b>256,5</b>	16:01'07.580
Race Time 20'22.009							

1						22.854	23.140	26.320	1'43.387	254,1	15:42'28.958
2	30.872					22.843	22.966	25.930	1'42.611	260,2	15:44'11.569
3	30.627					22.591	22.692	25.921	1'41.831	255,3	15:45'53.400
4	<b>30.574</b>					22.471	<b>22.672</b>	25.880	1'41.597	260,2	15:47'34.997
5	30.683					22.266	22.929	25.714	1'41.592	257,1	15:49'16.589
6	31.395					22.416	22.803	25.847	1'42.461	260,9	15:50'59.050
7	31.102					22.518	22.875	26.297	1'42.792	253,5	15:52'41.842
8	30.712					22.366	22.710	<b>25.697</b>	1'41.485	261,5	15:54'23.327
9	30.841					22.364	22.813	25.780	1'41.798	<b>262,1</b>	15:56'05.125
10	30.897					<b>22.158</b>	22.706	25.770	1'41.531	259,0	15:57'46.656
11	30.770					22.189	22.746	25.725	<b>1'41.430</b>	260,9	15:59'28.086
12	30.922					22.176	22.726	26.018	1'41.842	257,8	16:01'09.928
Race Time 20'24.357											

2° 4 S. ODENDAAL (1'41.305)							
Lap	Seg.1	Seg.2	Seg.3	Seg.4	Lap Time	km/h	Local Time
1		23.274	22.985	26.490	1'44.662	248,3	15:42'30.233
2	30.653	22.537	22.813	26.016	1'42.019	254,7	15:44'12.252
3	30.660	22.484	22.693	<b>25.782</b>	1'41.619	255,9	15:45'53.871
4	30.587	22.380	22.657	26.343	1'41.967	257,8	15:47'35.838
5	30.713	22.358	<b>22.538</b>	26.135	1'41.744	255,9	15:49'17.582
6	30.741	22.261	22.710	25.980	1'41.692	259,0	15:50'59.274
7	30.842	22.235	22.898	26.230	1'42.205	254,1	15:52'41.479
8	30.668	22.317	22.667	25.798	1'41.450	258,4	15:54'22.929
9	30.600	22.178	22.780	25.912	1'41.470	256,5	15:56'04.399
10	30.659	22.185	22.590	25.897	1'41.331	257,1	15:57'45.730
11	<b>30.498</b>	22.186	22.773	25.848	<b>1'41.305</b>	<b>260,2</b>	15:59'27.035
12	30.869	<b>22.127</b>	22.568	25.850	1'41.414	256,5	16:01'08.449
Race Time 20'22.878							

6° 94 F. CARICASULO (1'41.456)								
Lap	Seg.1	Seg.2	Seg.3	Seg.4	Lap Time	km/h	Local Time	
1			22.893	23.260	26.487	1'44.169	248,3	15:42'29.740
2	30.975		22.909	23.210	25.993	1'43.087	252,9	15:44'12.827
3	30.661		22.543	22.863	25.968	1'42.035	260,2	15:45'54.862
4	30.749		22.408	22.863	25.830	1'41.850	258,4	15:47'36.712
5	30.708		22.497	22.942	26.038	1'42.185	255,9	15:49'18.897
6	<b>30.598</b>		22.363	22.704	25.791	<b>1'41.456</b>	258,4	15:41'00.353
7	30.667		22.311	22.775	26.340	1'42.093	257,8	15:52'42.446
8	30.703		22.630	22.707	25.816	1'41.856	254,1	15:54'24.302
9	30.757		22.196	22.850	26.129	1'41.932	<b>262,1</b>	15:56'06.234
10	31.011		22.366	22.732	25.762	1'41.871	254,1	15:57'48.105
11	30.881		22.315	<b>22.635</b>	<b>25.725</b>	1'41.556	259,6	15:59'29.661
12	30.870		<b>22.171</b>	22.735	26.100	1'41.876	259,0	16:01'11.537
Race Time 20'25.966								

3° 16 J. CLUZEL (1'41.548)							
Lap	Seg.1	Seg.2	Seg.3	Seg.4	Lap Time	km/h	Local Time
1		22.836	23.042	26.303	1'43.177	250,6	15:42'28.748
2	30.811	22.718	22.713	26.134	1'42.376	259,6	15:44'11.124
3	<b>30.615</b>	22.500	22.792	25.952	1'41.859	<b>262,1</b>	15:45'52.983
4	30.687	22.380	22.789	25.981	1'41.837	259,0	15:47'34.820
5	30.829	22.526	22.858	25.873	1'42.086	259,0	15:49'16.906
6	30.962	22.418	22.760	<b>25.711</b>	1'41.851	255,3	15:50'58.757
7	30.814	22.334	22.845	25.791	1'41.784	255,9	15:52'40.541
8	30.824	22.305	22.804	25.712	1'41.645	256,5	15:54'22.186
9	30.850	<b>22.161</b>	22.772	25.765	<b>1'41.548</b>	257,8	15:56'03.734
10	30.885	22.223	22.747	25.808	1'41.663	256,5	15:57'45.397
11	30.739	22.534	22.721	25.788	1'41.782	256,5	15:59'27.179
12	30.835	22.358	<b>22.587</b>	25.809	1'41.589	260,2	16:01'08.768
Race Time 20'23.197							

7° 5 P. OETTL (1'41.787)								
Lap	Seg.1	Seg.2	Seg.3	Seg.4	Lap Time	km/h	Local Time	
1			22.725	23.208	26.309	1'43.578	251,7	15:42'29.149
2	30.836		22.526	22.787	26.083	1'42.232	254,7	15:44'11.381
3	30.627		22.658	22.929	25.940	1'42.154	255,3	15:45'53.535
4	<b>30.578</b>		22.560	<b>22.740</b>	25.949	1'41.827	257,1	15:47'35.362
5	30.608		22.436	22.838	26.596	1'42.478	258,4	15:49'17.840
6	30.801		22.449	22.749	25.910	1'41.909	259,6	15:50'59.749
7	30.603		22.677	22.790	26.449	1'42.519	255,3	15:52'42.268
8	30.751		22.491	22.832	<b>25.797</b>	1'41.871	256,5	15:54'24.139
9	30.670		<b>22.322</b>	22.879	26.441	1'42.312	<b>260,2</b>	15:56'06.451
10	30.806		22.514	22.895	25.884	1'42.099	254,7	15:57'48.550
11	30.912		22.420	22.882	25.960	1'42.174	257,8	15:59'30.724
12	30.707		22.365	22.802	25.913	<b>1'41.787</b>	257,8	16:01'12.511
Race Time 20'26.940								

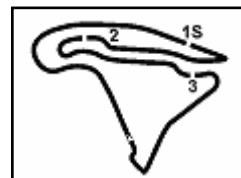
4° 81 M. GONZALEZ (1'41.420)							
Lap	Seg.1	Seg.2	Seg.3	Seg.4	Lap Time	km/h	Local Time
1		22.778	23.102	26.204	1'43.004	256,5	15:42'28.575
2	30.926	22.528	22.884	26.052	1'42.390	260,2	15:44'10.965
3	30.745	22.621	22.817	26.052	1'42.235	257,8	15:45'53.200
4	30.709	22.371	22.685	26.598	1'42.363	261,5	15:47'35.563
5	30.756	22.319	22.672	26.605	1'42.352	259,6	15:49'17.915
6	30.611	22.218	22.730	26.066	1'41.625	262,8	15:50'59.540
7	30.590	22.405	22.820	26.294	1'42.109	260,9	15:52'41.649
8	30.667	22.288	22.698	<b>25.814</b>	1'41.467	<b>264,1</b>	15:54'23.116
9	<b>30.580</b>	22.290	22.630	25.920	<b>1'41.420</b>	262,8	15:56'04.536
10	30.730	22.202	22.650	25.839	1'41.421	260,9	15:57'45.957
11	30.609	<b>22.192</b>	22.751	25.897	1'41.449	262,1	15:59'27.406
12	30.613	22.402	<b>22.623</b>	25.892	1'41.530	262,8	16:01'08.936
Race Time 20'23.365							

8° 61 C. ONCU (1'41.748)								
Lap	Seg.1	Seg.2	Seg.3	Seg.4	Lap Time	km/h	Local Time	
1			23.084	23.026	26.268	1'44.057	247,1	15:42'29.628
2	<b>30.640</b>		22.540	22.681	26.546	1'42.407	253,5	15:44'12.035
3	30.948		22.513	22.771	25.932	1'42.164	257,1	15:45'54.199
4	30.744		<b>22.274</b>	<b>22.637</b>	26.139	1'41.794	259,0	15:47'35.993
5	30.799		22.413	22.695	26.200	1'42.107	256,5	15:49'18.100
6	30.743		22.443	22.643	26.062	1'41.891	257,8	15:50'59.991
7	30.668		22.478	22.740	26.773	1'42.659	251,2	15:52'42.650
8	30.834		22.475	22.805	<b>25.928</b>	1'42.042	<b>261,5</b>	15:54'24.692
9	30.889		22.363	22.733	26.043	1'42.028	259,6	15:56'06.720
10	30.870		22.467	22.748	26.067	1'42.152	258,4	15:57'48.872
11	30.785		22.389	22.793	26.152	1'42.119	255,3	15:59'30.991
12	30.764		22.310	22.670	26.004	<b>1'41.748</b>	255,9	16:01'12.739
Race Time 20'27.168								

5° 29 L. BERNARDI (1'41.430)											
Lap	Seg.1	Seg.2	Seg.3	Seg.4	Lap Time	km/h	Local Time				
1						23.425	23.179	26.493	1'45.341	244,3	15:42'30.912
2	30.810					22.770	22.979	26.259	1'42.818	259,6	15:44'13.730

9° 3 R. DE ROSA (1'41.732)											
Lap	Seg.1	Seg.2	Seg.3	Seg.4	Lap Time	km/h	Local Time				
1						23.425	23.179	26.493	1'45.341	244,3	15:42'30.912
2	30.810					22.770	22.979	26.259	1'42.818	259,6	15:44'13.730

04/09/2021 P = Pits In/Out - C = Lap Time Cancelled



### Motul French Round, 3-5 September 2021

### Chronological Analysis Race 1

Magny-Cours 4.411 m

Start at 15:40'45.571

2 / 4

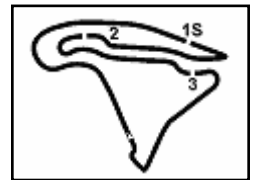
Lap	Seg.1	Seg.2	Seg.3	Seg.4	Lap Time	km/h	Local Time
3	30.729	22.843	<b>22.686</b>	25.830	1'42.088	254,1	15:45'55.818
4	30.661	22.482	22.751	26.041	1'41.935	256,5	15:47'37.753
5	30.638	22.474	22.822	26.019	1'41.953	253,5	15:49'19.706
6	30.684	<b>22.346</b>	22.774	26.175	1'41.979	257,1	15:51'01.685
7	<b>30.562</b>	22.619	22.803	26.198	1'42.182	255,3	15:52'43.867
8	30.590	22.490	22.904	27.076	1'43.060	253,5	15:54'26.927
9	30.775	22.424	22.796	25.869	1'41.864	259,6	15:56'08.791
10	30.793	22.370	22.810	<b>25.759</b>	<b>1'41.732</b>	257,1	15:57'50.523
11	30.779	22.522	22.701	25.769	1'41.771	255,3	15:59'32.294
12	30.744	22.384	22.728	25.995	1'41.851	<b>260,2</b>	16:01'14.145
Race Time 20'28.574							
14° 40 U. ORRADRE (1'42.327)							
Lap	Seg.1	Seg.2	Seg.3	Seg.4	Lap Time	km/h	Local Time
1		23.403	23.301	26.956	1'46.274	230,8	15:42'31.845
2	31.080	23.191	23.012	26.275	1'43.558	252,9	15:44'15.403
3	30.936	22.911	22.788	<b>25.868</b>	1'42.503	247,7	15:45'57.906
4	30.964	22.673	22.962	25.951	1'42.550	254,7	15:47'40.456
5	31.241	22.551	22.839	26.035	1'42.666	253,5	15:49'23.122
6	31.044	22.648	<b>22.744</b>	25.891	<b>1'42.327</b>	255,3	15:51'05.449
7	31.006	22.606	23.103	26.337	1'43.052	244,3	15:52'48.501
8	30.956	<b>22.452</b>	23.023	26.292	1'42.723	<b>260,9</b>	15:54'31.224
9	31.065	22.759	22.958	25.901	1'42.683	246,0	15:56'13.907
10	31.120	22.555	22.969	25.941	1'42.585	254,1	15:57'56.492
11	31.106	22.683	22.984	25.978	1'42.751	246,6	15:59'39.243
12	<b>30.879</b>	22.661	22.881	26.062	1'42.483	248,8	16:01'21.726
Race Time 20'36.155							
15° 38 H. SOOMER (1'42.152)							
Lap	Seg.1	Seg.2	Seg.3	Seg.4	Lap Time	km/h	Local Time
1		23.497	23.312	26.677	1'46.374	246,0	15:42'31.945
2	30.976	22.795	22.974	26.259	1'43.004	260,2	15:44'14.949
3	31.213	23.394	23.170	26.171	1'43.948	258,4	15:45'58.897
4	31.056	22.718	23.019	26.154	1'42.947	257,8	15:47'41.844
5	30.902	22.547	22.874	25.997	1'42.320	<b>261,5</b>	15:49'24.164
6	30.837	22.552	<b>22.774</b>	<b>25.989</b>	<b>1'42.152</b>	<b>260,2</b>	15:51'06.316
7	<b>30.827</b>	22.433	22.987	26.184	1'42.431	260,2	15:52'48.747
8	30.843	22.628	23.124	27.118	1'43.713	<b>261,5</b>	15:54'32.460
9	31.249	22.522	23.069	26.356	1'43.196	258,4	15:56'15.656
10	31.009	22.691	23.071	26.260	1'43.031	258,4	15:57'58.687
11	31.149	22.647	23.061	26.113	1'42.970	255,9	15:59'41.657
12	31.043	<b>22.426</b>	23.023	26.215	1'42.707	257,8	16:01'24.364
Race Time 20'38.793							
16° 22 F. FULIGNI (1'42.349)							
Lap	Seg.1	Seg.2	Seg.3	Seg.4	Lap Time	km/h	Local Time
1		23.343	23.282	26.741	1'45.907	247,7	15:42'31.478
2	31.197	22.532	22.901	26.227	1'42.857	258,4	15:44'14.335
3	31.042	22.785	23.045	25.968	1'42.840	257,1	15:45'57.175
4	<b>30.969</b>	22.625	22.870	26.077	1'42.541	259,0	15:47'39.716
5	31.184	22.357	<b>22.857</b>	<b>25.951</b>	<b>1'42.349</b>	257,1	15:49'22.065
6	31.291	22.501	22.995	26.118	1'42.905	256,5	15:51'04.970
7	31.276	22.399	23.092	26.090	1'42.857	257,1	15:52'47.827
8	31.234	22.350	23.077	26.133	1'42.794	254,7	15:54'30.621
9	31.446	23.307	23.373	26.135	1'44.261	246,6	15:56'14.882
10	31.099	22.319	23.076	28.091	1'44.585	257,1	15:57'59.467
11	31.238	<b>22.307</b>	22.942	26.052	1'42.539	257,8	15:59'42.006
12	31.028	22.360	22.991	26.329	1'42.708	<b>259,6</b>	16:01'24.714
Race Time 20'39.143							
17° 24 L. TACCINI (1'42.871)							
Lap	Seg.1	Seg.2	Seg.3	Seg.4	Lap Time	km/h	Local Time
1		23.526	23.323	26.807	1'46.961	239,5	15:42'32.532
2	31.227	22.776	23.104	26.850	1'43.957	251,2	15:44'16.489
3	31.775	22.680	23.229	26.536	1'44.220	252,9	15:46'00.709
4	31.422	<b>22.529</b>	22.943	26.041	1'42.935	254,1	15:47'43.644
5	31.229	22.815	22.946	26.122	1'43.112	255,3	15:49'26.756
6	<b>30.961</b>	22.659	<b>22.845</b>	26.406	<b>1'42.871</b>	257,8	15:51'09.627
7	31.083	24.158	23.516	<b>25.940</b>	1'44.697	254,1	15:52'54.324
8	31.033	22.710	23.079	26.062	1'42.884	<b>259,0</b>	15:54'37.208

04/09/2021 P = Pits In/Out - C = Lap Time Cancelled

These data/results cannot be reproduced, stored and/or transmitted in whole or in part by any manner of electronic, mechanical, photocopying, recording, broadcasting or otherwise now known or herein after developed without the previous express consent by the copyright owner, except for reproduction in daily press and regular printed publications on sale to the public within 60 days of the event related to those data/results and always provided that copyright symbol appears together as follows below.

© DORNA WSBK ORGANIZATION Srl 2021





## Motul French Round, 3-5 September 2021

### Chronological Analysis Race 1

Magny-Cours 4.411 m

Start at 15:40'45.571

3 / 4

9	31.181	22.750	23.053	26.175	1'43.159	251,7	15:56'20.367	12	31.582	22.714	<b>23.362</b>	<b>26.115</b>	<b>1'43.773</b>	<b>256,5</b>	16:01'42.694
10	31.464	22.795	23.114	26.109	1'43.482	254,1	15:58'03.849								Race Time 20'57.123
11	31.417	22.539	23.311	26.123	1'43.390	255,3	15:59'47.239								
12	31.367	22.663	23.104	26.545	1'43.679	255,9	16:01'30.918								
								Race Time 20'45.347							

18° 25 M. BRENNER (1'42.960)															
Lap	Seg.1	Seg.2	Seg.3	Seg.4	Lap Time	km/h	Local Time								
1		23.458	23.344	26.569	1'46.058	244,9	15:42'31.629								
2	31.145	23.151	22.976	26.347	1'43.619	<b>259,6</b>	15:44'15.248								
3	<b>31.026</b>	23.169	22.958	26.157	1'43.310	<b>259,6</b>	15:45'58.558								
4	31.103	23.558	23.554	26.141	1'44.356	257,8	15:47'42.914								
5	31.075	22.813	<b>22.935</b>	26.137	1'42.960	257,8	15:49'25.874								
6	31.121	22.665	23.082	26.597	1'43.465	256,5	15:51'09.339								
7	31.141	23.704	23.455	<b>26.127</b>	1'44.427	258,4	15:52'53.766								
8	31.228	22.627	23.037	26.297	1'43.189	255,9	15:54'36.955								
9	31.328	22.645	23.038	26.707	1'43.718	253,5	15:56'20.673								
10	31.228	23.049	22.977	26.370	1'43.624	256,5	15:58'04.297								
11	31.384	22.629	23.044	26.547	1'43.604	257,8	15:59'47.901								
12	31.289	<b>22.407</b>	22.991	26.477	1'43.164	259,0	16:01'31.065								
								Race Time 20'45.494							

19° 31 D. VALLE (1'43.022)															
Lap	Seg.1	Seg.2	Seg.3	Seg.4	Lap Time	km/h	Local Time								
1		24.568	23.629	26.941	1'48.785	230,3	15:42'34.356								
2	31.521	23.077	23.295	26.123	1'44.016	252,9	15:44'18.372								
3	31.245	<b>22.556</b>	23.192	26.307	1'43.300	256,5	15:46'01.672								
4	31.208	22.752	<b>23.015</b>	<b>26.047</b>	1'43.022	250,0	15:47'44.694								
5	31.302	22.756	23.139	26.148	1'43.345	252,9	15:49'28.039								
6	31.259	22.753	23.183	26.507	1'43.702	<b>257,1</b>	15:51'11.741								
7	31.331	23.124	23.170	26.169	1'43.794	246,6	15:52'55.535								
8	<b>31.203</b>	22.630	23.089	26.369	1'43.291	255,9	15:54'38.826								
9	31.346	22.557	23.261	26.085	1'43.249	255,3	15:56'22.075								
10	31.315	22.737	23.106	26.095	1'43.253	255,3	15:58'05.328								
11	31.251	22.595	23.230	26.317	1'43.393	<b>257,1</b>	15:59'48.721								
12	31.372	22.616	23.193	26.321	1'43.502	253,5	16:01'32.223								
								Race Time 20'46.652							

20° 96 D. SANCHIS MARTINEZ (1'42.633)															
Lap	Seg.1	Seg.2	Seg.3	Seg.4	Lap Time	km/h	Local Time								
1		23.903	23.398	33.336	1'54.493	224,1	15:42'40.064								
2	31.743	22.695	23.046	26.029	1'43.513	254,7	15:44'23.577								
3	31.281	22.556	23.089	26.323	1'43.249	256,5	15:46'06.826								
4	31.341	22.443	23.008	25.983	1'42.775	255,9	15:47'49.601								
5	31.217	22.712	23.021	26.082	1'43.032	<b>260,2</b>	15:49'32.633								
6	31.344	22.534	22.919	<b>25.836</b>	1'42.633	256,5	15:51'15.266								
7	<b>31.206</b>	22.732	23.116	25.921	1'42.975	255,3	15:52'58.241								
8	31.475	<b>22.439</b>	23.084	26.185	1'43.183	255,9	15:54'41.424								
9	31.318	22.750	23.061	26.026	1'43.155	255,3	15:56'24.579								
10	31.380	22.640	<b>22.882</b>	25.895	1'42.797	254,1	15:58'07.376								
11	31.282	22.554	22.969	25.840	1'42.645	257,1	15:59'50.021								
12	31.404	22.528	23.164	26.327	1'43.423	256,5	16:01'33.444								
								Race Time 20'47.873							

21° 6 M. HERRERA (1'43.773)							
Lap	Seg.1	Seg.2	Seg.3	Seg.4	Lap Time	km/h	Local Time
1		24.383	23.761	27.006	1'49.143	220,4	15:42'34.714
2	<b>31.393</b>	23.226	23.533	26.702	1'44.854	250,6	15:44'19.568
3	31.518	22.973	23.421	26.276	1'44.188	254,7	15:46'03.756
4	31.460	22.945	23.411	26.366	1'44.182	251,7	15:47'47.938
5	31.722	22.830	23.600	26.246	1'44.398	253,5	15:49'32.336
6	31.693	22.959	23.484	26.317	1'44.453	242,2	15:51'16.789
7	31.653	22.998	23.751	26.287	1'44.689	252,9	15:53'01.478
8	31.609	22.822	23.591	26.968	1'44.990	255,9	15:54'46.468
9	31.596	<b>22.671</b>	23.430	26.288	1'43.985	252,3	15:56'30.453
10	31.605	22.871	23.472	26.294	1'44.242	252,3	15:58'14.695
11	31.624	22.853	23.591	26.158	1'44.226	254,1	15:59'58.921

22° 71 C. BERGMAN (1'42.658)															
Lap	Seg.1	Seg.2	Seg.3	Seg.4	Lap Time	km/h	Local Time								
1		24.561	23.332	45.418	2'06.148	247,1	15:42'51.719								
2	31.443	22.677	22.859	26.158	1'43.137	253,5	15:44'34.856								
3	31.078	22.618	<b>22.840</b>	26.225	1'42.761	255,9	15:46'17.617								
4	31.107	22.598	22.856	26.137	1'42.698	256,5	15:48'00.315								
5	31.185	22.569	22.895	26.248	1'42.897	255,9	15:49'43.212								
6	31.160	22.549	22.955	26.081	1'42.745	255,9	15:51'25.957								
7	<b>30.879</b>	22.632	23.217	26.617	1'43.345	258,4	15:53'09.302								
8	31.109	22.508	22.865	26.387	1'42.869	258,4	15:54'52.171								
9	31.245	<b>22.448</b>	22.895	26.070	1'42.658	255,3	15:56'34.829								
10	31.292	22.475	22.891	26.230	1'42.888	255,9	15:58'17.717								
11	31.081	22.565	22.992	<b>26.021</b>	1'42.659	<b>259,0</b>	16:00'00.376								
12	31.218	22.839	23.473	26.934	1'44.464	256,5	16:01'44.840								
								Race Time 20'59.269							

23° 2 L. MONTELLA (1'44.071)															
Lap	Seg.1	Seg.2	Seg.3	Seg.4	Lap Time	km/h	Local Time								
1		23.841	23.603	26.986	1'48.532	217,3	15:42'34.103								
2	31.718	23.306	23.467	26.841	1'45.332	255,3	15:44'19.435								
3	31.686	23.109	23.290	26.738	1'44.823	252,9	15:46'04.258								
4	<b>31.312</b>	22.889	24.266	26.589	1'45.056	255,3	15:47'49.314								
5	31.457	22.967	23.322	26.550	1'44.296	253,5	15:49'33.610								
6	32.005	23.461	23.322	<b>26.411</b>	1'45.199	252,3	15:51'18.809								
7	31.351	22.926	23.320	26.618	1'44.215	255,3	15:53'03.024								
8	31.541	22.804	23.276	26.450	1'44.071	254,7	15:54'47.095								
9	31.452	22.694	23.341	26.622	1'44.109	255,3	15:56'31.204								
10	31.505	22.816	<b>23.247</b>	26.560	1'44.128	253,5	15:58'15.332								
11	31.990	<b>22.687</b>	23.596	26.514	1'44.787	252,9	16:00'00.119								
12	31.427	22.775	23.466	27.261	1'44.929	<b>256,5</b>	16:01'45.048								
								Race Time 20'59.477							

24° 69 E. MONTERO HUERTA (1'45.200)															
Lap	Seg.1	Seg.2	Seg.3	Seg.4	Lap Time	km/h	Local Time								
1		24.302	23.784	27.246	1'49.737	230,3	15:42'35.308								
2	32.103	23.093	23.564	27.041	1'45.801	247,1	15:44'21.109								
3	32.142	23.134	23.644	27.196	1'46.116	<b>251,2</b>	15:46'07.225								
4	32.148	23.134	23.699	26.999	1'45.980	<b>251,2</b>	15:47'53.205								
5	32.133	23.123	<b>23.481</b>	26.715	1'45.452	247,7	15:49'38.657								
6	32.007	22.972	23.531	<b>26.690</b>	1'45.200	247,7	15:51'23.857								
7	<b>31.936</b>	22.979	23.759	27.281	1'45.955	249,4	15:53'09.812								
8	31.958	23.159	23.616	27.164	1'45.897	248,8	15:54'55.709								
9	32.199	23.121	24.120	26.848	1'46.288	247,1	15:56'41.997								
10	32.224	23.155	24.216	27.144	1'46.739	245,5	15:58'28.736								
11	32.350	23.029	23.708	26.836	1'45.923	246,0	16:00'14.659								
12	32.062	<b>22.846</b>	23.568	27.083	1'45.559	248,3	16:02'00.218								
								Race Time 21'14.647							

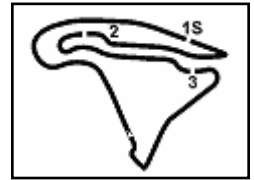
RET 66 N. TUULI (1'41.973)															
Lap	Seg.1	Seg.2	Seg.3	Seg.4	Lap Time	km/h	Local Time								
1		22.891	23.235	26.339	1'43.778	250,6	15:42'29.349								
2	30.832	22.762	22.834	26.759	1'43.187	255,9	15:44'12.536								
3	30.767	22.546	<b>22.709</b>	<b>25.951</b>	<b>1'41.973</b>	251,7	15:45'54.509								
4	<b>30.702</b>	22.553	22.806	25.953	1'42.014	256,5	15:47'36.523								
5	30.768	22.513	22.969	25.979	1'42.229	<b>257,8</b>	15:49'18.752								
6	30.812	22.597	22.799	26.099	1'42.307	245,5	15:51'01.059								
7	30.829	22.504	22.875	26.130	1'42.338	257,1	15:52'43.397								
								Race Time 11'57.826							

RET 95 V. TAKALA (1'42.660)							
Lap	Seg.1	Seg.2	Seg.3	Seg.4	Lap Time	km/h	Local Time
1		23.454	23.286	26.688	1'46.578	238,9	15:42'32.149
2	31.192	22.898	23.114	26.225	1'43.429	259,0	15:44'15.578
3	<b>31.055</b>	23.126	23.125	27.295	1'44.601	<b>260,9</b>	15:46'00.179

04/09/2021 P = Pits In/Out - C = Lap Time Cancelled

These data/results cannot be reproduced, stored and/or transmitted in whole or in part by any manner of electronic, mechanical, photocopying, recording, broadcasting or otherwise now known or herein after developed without the previous express consent by the copyright owner, except for reproduction in daily press and regular printed publications on sale to the public within 60 days of the event related to those data/results and always provided that copyright symbol appears together as follows below.

© DORNA WSBK ORGANIZATION Srl 2021



Magny-Cours 4.411 m

4 / 4

## Motul French Round, 3-5 September 2021

### Chronological Analysis Race 1

Start at 15:40'45.571

4	31.698	22.510	22.829	26.177	1'43.214	257,1	15:47'43.393
5	31.401	22.727	<b>22.747</b>	<b>26.034</b>	1'42.909	258,4	15:49'26.302
6	31.087	<b>22.484</b>	22.944	26.145	<b>1'42.660</b>	257,8	15:51'08.962
7	31.071			33.903	2'44.995P	257,1	15:53'53.957
Race Time 13'08.386							

RET 56 P. SEBESTYEN (1'42.632)							
Lap	Seg.1	Seg.2	Seg.3	Seg.4	Lap Time	km/h	Local Time
1		23.162	23.123	26.643	1'45.077	251,2	15:42'30.648
2	30.993	22.647	22.960	<b>26.242</b>	1'42.842	<b>261,5</b>	15:44'13.490
3	<b>30.902</b>	23.110	22.772	26.245	1'43.029	256,5	15:45'56.519
4	30.954	<b>22.623</b>	<b>22.711</b>	26.344	<b>1'42.632</b>	259,6	15:47'39.151
5	46.709	30.449	27.636	33.189	2'17.983P	150,8	15:49'57.134
Race Time 9'11.563							

RET 55 G. HENDRA PRATAMA (1'43.765)							
Lap	Seg.1	Seg.2	Seg.3	Seg.4	Lap Time	km/h	Local Time
1		23.932	23.632	26.579	1'47.229	243,8	15:42'32.800
2	<b>31.410</b>	22.785	23.297	<b>26.273</b>	<b>1'43.765</b>	250,6	15:44'16.565
Race Time 3'30.994							

RET 20 V. FALCONE							
Lap	Seg.1	Seg.2	Seg.3	Seg.4	Lap Time	km/h	Local Time
1					6'33.020P		15:47'18.591
Race Time 6'33.020							

04/09/2021 P = Pits In/Out - C = Lap Time Cancelled

These data/results cannot be reproduced, stored and/or transmitted in whole or in part by any manner of electronic, mechanical, photocopying, recording, broadcasting or otherwise now known or herein after developed without the previous express consent by the copyright owner, except for reproduction in daily press and regular printed publications on sale to the public within 60 days of the event related to those data/results and always provided that copyright symbol appears together as follows below.

© DORNA WSBK ORGANIZATION Srl 2021