

## Motul French Round, 3-5 September 2021 Results Race 1

Magny-Cours 4.411 m

Laps 13 = 57,343 Km - Time of Race 24'38.263 - Avg. 139,647 km/h

1 / 2

Pos	Grid	No.	Rider	Nat	Team	Bike	LL	Gap	Rel.	Fastest Lap	Speed		
1	1	99	A. HUERTAS	ESP	MTM Kawasaki	Kawasaki Ninja 400	13			1'53.276	191,2	1'52.918	198,9
2	2	69	T. BOOTH-AMOS	GBR	Fusport - Rt Motorsports by SKM Kawasaki	Kawasaki Ninja 400	13	0.588	0.588	1'52.927	198,5	1'53.316	198,9
3	4	46	S. DI SORA	FRA	Leader Team Flembbo	Kawasaki Ninja 400	13	0.810	0.222	1'53.152	199,3	1'53.417	196,7
4	6	20	D. LOUREIRO	RSA	Fusport - Rt Motorsports by SKM Kawasaki	Kawasaki Ninja 400	13	3.564	2.754	1'53.023	197,8	1'53.703	200,0
5	13	88	D. MOGEDA	ESP	Team#109 Kawasaki	Kawasaki Ninja 400	13	3.711	0.147	1'53.126	202,2	1'54.089	203,4
6	5	58	I. IGLESIAS	ESP	SMW Racing	Kawasaki Ninja 400	13	8.307	4.596	1'53.025	201,5	1'53.528	200,4
7	8	80	G. MASTROLUCA	ITA	ProGP Racing	Yamaha YZF-R3	13	13.013	4.706	1'53.433	202,2	1'53.830	198,5
8	12	72	V. STEEMAN	NED	Freudenberg KTM WorldSSP Team	KTM RC 390 R	13	13.330	0.317	1'54.099	198,2	1'54.076	198,5
9	21	87	T. KAWAKAMI	BRA	AD78 Team Brasil by MS Racing	Yamaha YZF-R3	13	13.544	0.214	1'53.930	197,8	1'54.668	195,3
10	7	73	J. PEREZ GONZALEZ	ESP	Accolade Smrz Racing	Kawasaki Ninja 400	13	13.640	0.096	1'53.904	197,4	1'53.786	198,2
11	17	83	M. KAWAKAMI	BRA	AD78 Team Brasil by MS Racing	Yamaha YZF-R3	13	15.979	2.339	1'54.055	197,1	1'54.395	194,6
12	18	17	K. MEUFFELS	NED	MTM Kawasaki	Kawasaki Ninja 400	13	18.380	2.401	1'52.981	204,5	1'54.491	202,6
13	16	11	A. CARRASCO	ESP	Kawasaki Provec WorldSSP300	Kawasaki Ninja 400	13	18.643	0.263	1'53.991	204,2	1'54.387	199,3
14	20	77	R. BIJMAN	NED	Machado CAME SBK	Yamaha YZF-R3	13	18.757	0.114	1'54.158	196,7	1'54.638	198,5
15	14	25	D. BERTA VINALES	ESP	Vinales Racing Team	Yamaha YZF-R3	13	19.009	0.252	1'53.505	202,6	1'54.242	200,0
16	26	59	A. ZANCA	ITA	Kawasaki GP Project	Kawasaki Ninja 400	13	25.549	6.540	1'54.905	199,3	1'54.787	198,9
17	32	26	M. GENNAI	ITA	Team BRcorse	Yamaha YZF-R3	13	25.663	0.114	1'54.358	201,9	1'55.392	199,3
18	29	44	C. STANGE	GER	2R Racing	Kawasaki Ninja 400	13	25.817	0.154	1'54.652	197,8	1'55.225	199,3
19	42	85	K. SABATUCCI	ITA	Kawasaki GP Project	Kawasaki Ninja 400	13	25.919	0.102	1'53.946	196,4	1'54.870	199,6
20	23	41	M. GARCIA	ESP	Prodina Team WorldSSP300	Kawasaki Ninja 400	13	26.070	0.151	1'54.490	200,7	1'54.741	199,6
21	31	52	O. KONIG	CZE	Movisio by MIE	Kawasaki Ninja 400	13	27.154	1.084	1'54.821	199,3	1'55.274	197,1
22	25	93	M. GAGGI	ITA	Biblion Yamaha Motoxrcing	Yamaha YZF-R3	13	29.775	2.621	1'55.021	198,2	1'54.786	194,9
23	33	23	S. MARKARIAN	FRA	Leader Team Flembbo	Kawasaki Ninja 400	13	31.612	1.837	1'54.799	204,5	1'55.497	197,1
24	35	35	Y. SAIZ MARQUEZ	ESP	Vinales Racing Team	Yamaha YZF-R3	13	31.760	0.148	1'55.013	198,5	1'56.015	194,9
25	3	1	J. BUIS	NED	MTM Kawasaki	Kawasaki Ninja 400	13	44.034	12.274	1'53.152	202,2	1'53.410	200,0
26	37	62	A. NEGRIER	FRA	Alexy Moto Racing	Yamaha YZF-R3	13	49.611	5.577	1'56.674	197,1	1'56.316	194,9
27	36	63	D. PONCET	FRA	PMT Evolution	Kawasaki Ninja 400	13	49.749	0.138	1'56.248	196,7	1'56.224	195,3
28	39	55	A. FRAPPOLA	ITA	Chiodo Moto Racing	Kawasaki Ninja 400	13	49.979	0.230	1'55.834	198,5	1'57.885	193,5
29	34	15	A. COPPOLA	ITA	Team Trasimeno	Yamaha YZF-R3	13	50.388	0.409	1'55.980	194,9	1'55.603	196,7
30	41	18	I. OFFER	GBR	SMW Racing	Kawasaki Ninja 400	13	1'23.142	32.754	1'59.075	195,3	1'59.383	189,8
31	P40	22	J. ROMERO	ARG	SMW Racing	Kawasaki Ninja 400	13	1'32.366	9.224	1'58.538	198,9	1'58.057	194,6

-----Not Classified-----

RET	10	61	Y. OKAYA	JPN	MTM Kawasaki	Kawasaki Ninja 400	10	3 Laps		1'53.280	200,7	1'53.854	199,6
RET	9	54	B. SOFUOGLU	TUR	Biblion Yamaha Motoxrcing	Yamaha YZF-R3	9	4 Laps		1'52.961	196,7	1'53.840	195,7
RET	30	21	V. PEREZ SELFA	ESP	Machado CAME SBK	Yamaha YZF-R3	9	4 Laps		1'54.678	201,5	1'55.226	195,7
RET	38	79	A. QUINET	FRA	Machado CAME SBK	Yamaha YZF-R3	9	4 Laps		1'56.434	197,8	1'56.350	200,4
RET	28	28	Y. RUIZ	ESP	Yamaha MS Racing	Yamaha YZF-R3	8	5 Laps		1'52.980	198,9	1'55.152	195,3
RET	27	53	P. SVOBODA	CZE	WRP Wepol Racing	Yamaha YZF-R3	8	5 Laps		1'54.978	201,1	1'55.136	194,2
RET	15	19	V. RODRIGUEZ NUNEZ	ESP	Accolade Smrz Racing	Kawasaki Ninja 400	6	7 Laps		1'53.924	198,9	1'54.348	200,4
RET	19	7	J. GIMBERT	FRA	OUTDO TPR Team Pedercini Racing	Kawasaki Ninja 400	5	8 Laps		1'54.525	196,0	1'54.559	198,9
RET	24	2	A. CARRION	ESP	Kawasaki GP Project	Kawasaki Ninja 400	2	11 Laps		1'54.604	199,6	1'54.785	203,0
RET	22	43	H. KHOURI	AUS	Fusport - Rt Motorsports by SKM Kawasaki	Kawasaki Ninja 400	2	11 Laps		1'54.941	199,6	1'54.729	198,9
RET	11	64	H. DE CANCELLIS	FRA	Prodina Team WorldSSP300	Kawasaki Ninja 400	1	12 Laps			199,6	1'53.920	200,4

AIR	Humidity:	59%	Temp:	26°C
TRACK	Condition:	Dry	Temp:	36°C

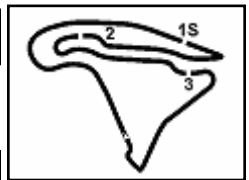
Records	Pole (SP)	2021	A.Huertas	1'52.918	140,63 Km/h
	Race (RC)	2019	S.Deroue	1'54.065	139,22 Km/h
	All Times (FP2)	2021	A.Huertas	1'52.859	140,70 Km/h
Race Fastest Lap	(New Record)	Lap 12	T.Booth-Amos	1'52.927	140,62 Km/h

04/09/2021 12:46 The results are provisional until the end of the time limit for protests and appeals and the completion of the technical checks.

These data/results cannot be reproduced, stored and/or transmitted in whole or in part by any manner of electronic, mechanical, photocopying, recording, broadcasting or otherwise now known or herein after developed without the previous express consent by the copyright owner, except for reproduction in daily press and regular printed publications on sale to the public within 60 days of the event related to those data/results and always provided that copyright symbol appears together as follows below.

© DORNA WSBK ORGANIZATION Srl 2021





## Motul French Round, 3-5 September 2021 Results Race 1

LAP LEADERS					
No.	Rider	From	To	Laps	Total
99	A. HUERTAS	1	4	4	
46	S. DI SORA	5	5	1	1
99	A. HUERTAS	6	13	8	12

TOTAL LEADER LAPS					
No.	Rider	Laps	No.	Rider	Laps
99	A. HUERTAS	34	54	B. SOFUOGLU	3
69	T. BOOTH-AMOS	32	61	Y. OKAYA	2
72	V. STEEMAN	16	11	A. CARRASCO	1
1	J. BUIS	14	46	S. DI SORA	1
64	H. DE CANCELLIS	9	52	O. KONIG	1
17	K. MEUFFELS	4			
10	U. ORRADRE	3			

### Race Highlights

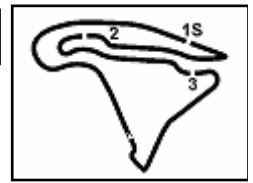
Time	No. Rider	Description
12.43.10		Warm-up Lap Start
12.46.12		Start
12.49.08	64 De Cancellis	Technical Problem - Turn 7
12.49.40	64 De Cancellis	Not Actively Competing
12.50.58	43 Khouri	Crashed - Turn 5
12.50.58	2 Carrion	Crashed - Turn 5
12.51.22	2 Carrion	Not Actively Competing
12.51.28	43 Khouri	Not Actively Competing
12.52.43	22 Romero	Double Long Lap Penalty - Jump Start
12.52.43	25 Berta Vinales	Double Long Lap Penalty - Jump Start
12.56.42	7 Gimbert	Crashed - Turn 5
12.56.56	7 Gimbert	Not Actively Competing
12.58.11	19 Rodriguez Nunez	Crashed - Turn 3
12.58.27	19 Rodriguez Nunez	Not Actively Competing
13.00.51	25 Berta Vinales	1xLLP Penalty Completed
13.02.13		2/3 of Race Distance Completed
13.02.25	28 Ruiz	Technical Problem - Turn 5
13.02.39	28 Ruiz	Not Actively Competing
13.02.45	25 Berta Vinales	2xLLP Penalty Completed
13.03.10	53 Svoboda	Technical Problem - Turn 8
13.03.41	53 Svoboda	Not Actively Competing
13.04.22	79 Quinet	Technical Problem - Turn 1
13.04.31	22 Romero	Ride Through
13.04.44	79 Quinet	Not Actively Competing
13.04.53	1 Buis	Crashed - Turn 13
13.04.53	54 Sofuoglu	Crashed - Turn 13
13.05.09	1 Buis	Re-joined
13.05.49	54 Sofuoglu	Not Actively Competing
13.05.57		Incident Involving 1 and 54 will be investigated after the race
13.06.31	61 Okaya	Crashed - Turn 7
13.06.41	17 Meuffels	On the Gravel - Re-Joined - Turn 7
13.07.08	61 Okaya	Not Actively Competing
13.10.33	21 Perez Selfa	Not Actively Competing
13.10.39	35 Saiz Marquez	Stop - Technical Problem
13.13.19	62 Negrier	Crashed - Turn 6
13.14.00		Podium confirmed
13.22.25		End Of Session
13.55.45	22 Romero	Penalized by 18" - Unable to complete LLP + Ride Through

04/09/2021      Start      End      The results are provisional until the end of the time limit for protests and appeals and the completion of the technical checks.

These data/results cannot be reproduced, stored and/or transmitted in whole or in part by any manner of electronic, mechanical, photocopying, recording, broadcasting or otherwise now known or herein after developed without the previous express consent by the copyright owner, except for reproduction in daily press and regular printed publications on sale to the public within 60 days of the event related to those data/results and always provided that copyright symbol appears together as follows below.

© DORNA WSBK ORGANIZATION Srl 2021





Magny-Cours 4.411 m

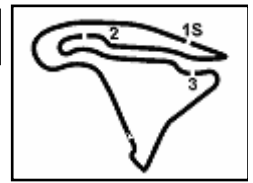
1 / 2

## Motul French Round, 3-5 September 2021 Championship Standings

Points	Points From First	Points From Previous	May 23		June 13		July 25		August 8		September 5		September 19		September 26		October 3	
			ARAGON	MISANO	ASSEN	MOST	MAGNY-COURS	BARCELONA	JEREZ	PORTIMAO								
<b>1 HUERTAS</b> Adrian (ESP)	<b>154</b>		25 16	25 6	25 11	10 11	25											
			1 2	1 1	1 1	1 1	1											
<b>2 BOOTH-AMOS</b> Tom (GBR)	<b>138</b>	16	20 25	20	25	8 20	20											
			2 1	2 2	2 2	2 2	2											
<b>3 DI SORA</b> Samuel (FRA)	<b>93</b>	61 45	11 8	16	13 16	13	16											
			5 5	8 6	3 3	3 4	3											
<b>4 BUIS</b> Jeffrey (NED)	<b>86</b>	68 7	10 4	9	16 13	9 25												
			6 8	11 9	6 4	4 3	4											
<b>5 STEEMAN</b> Victor (NED)	<b>71</b>	83 15		2 7	8 8	25 13	8											
				21 18	15 13	7 5	5											
<b>6 DE CANCELLIS</b> Hugo (FRA)	<b>62</b>	92 9	4 9	16	20	7 6												
			12 9	5 8	11 6	6 6	6											
<b>7 MEUFFELS</b> Koen (NED)	<b>58</b>	96 4	8	5 4	20 7	2 8	4											
			8 11	12 12	8 7	8 8	7											
<b>8 OKAYA</b> Yuta (JPN)	<b>57</b>	97 1	16 13	13	10	5												
			3 4	3 3	4 4	5 7	8											
<b>9 KAWAKAMI</b> Meikon (BRA)	<b>48</b>	106 9	6	11 20	6	5												
			13	9 5	8 8	9 9	9											
<b>10 CARRASCO</b> Ana (ESP)	<b>46</b>	108 2	5 11	1 25	1	3												
			11 7	9 3	4 8	9 9	10											
<b>11 LOUREIRO</b> Dorren (RSA)	<b>44</b>	110 2	1 5	11	9 5	13												
			15 13	18 12	12 12	14 17	11											
<b>12 CARRION</b> Alejandro (ESP)	<b>41</b>	113 3			5	20 16												
					26 26	16 11	12											
<b>13 KAWAKAMI</b> Ton (BRA)	<b>41</b>	113 0	9 10	4	7 2	2 7												
			7 5	6 9	10 11	12 14	12											
<b>14 ORRADRE</b> Unai (ESP)	<b>39</b>	115 2	13 20		6													
			4 3	4 7	6 10	11 12	14											
<b>15 KONIG</b> Oliver (CZE)	<b>37</b>	117 2		8	3	16 10												
				20	17 18	15 13	15											
<b>16 GENNAI</b> Mirko (ITA)	<b>34</b>	120 3		10	9	6 9												
				13 15	19 16	16 14	16											
<b>17 SOFUOGLU</b> Bahattin (TUR)	<b>32</b>	122 2		10	11	11												
				15	13 14	12 16	17											
<b>18 MASTROLUCA</b> Gabriele (ITA)	<b>31</b>	123 1		13	4	5 9												
				14	16 17	19 18	18											
<b>19 IERACI</b> Bruno (ITA)	<b>21</b>	133 10	6 7	8														
			10 9	7 11	13 14	18 19	19											
<b>20 PEREZ GONZALEZ</b> Jose Luis (ESP)	<b>18</b>	136 3	3	5		4 6												
			16	20 20	23 23	20 21	20											
<b>21 RODRIGUEZ NUNEZ</b> Victor (ESP)	<b>13</b>	141 5		6		7												
				18 24	25 25	26 20	21											
<b>22 IGLESIAS</b> Inigo (ESP)	<b>12</b>	142 1	2			10												
			14 17	21 25	27 28	29 30	22											
<b>23 KHOURI</b> Harry (AUS)	<b>12</b>	142 0	7		4	1												
			9 12	15 22	17 18	21 21	22											
<b>24 MOGEDA</b> Daniel (ESP)	<b>11</b>	143 1				11												
						24												

04/09/2021 First Line: Championship Standings - Second Line: Ranking Progression  
 These data/results cannot be reproduced, stored and/or transmitted in whole or in part by any manner of electronic, mechanical, photocopying, recording, broadcasting or otherwise now known or herein after developed without the previous express consent by the copyright owner, except for reproduction in daily press and regular printed publications on sale to the public within 60 days of the event related to those data/results and always provided that copyright symbol appears together as follows below.  
 © DORNA WSBK ORGANIZATION Srl 2021





Magny-Cours 4.411 m

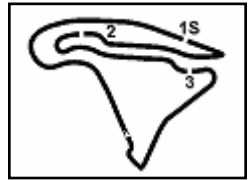
2 / 2

## Motul French Round, 3-5 September 2021 Championship Standings

	Points	Points From First	Points From Previous	May 23 ARAGON	June 13 MISANO	July 25 ASSEN	August 8 MOST	September 5 MAGNY-COURS	September 19 BARCELONA	September 26 JEREZ	October 3 PORTIMAO								
25 <b>SABATUCCI</b> Kevin (ITA)	10	144	1			10	19 20	22 23	25										
26 <b>PALAZZI</b> Filippo Maria (ITA)	10	144	0		7 3 15 15	19 20	22 23	25											
27 <b>PEREZ SELFA</b> Vicente (ESP)	9	145	1		9 14 18	22 22	24 25	27											
28 <b>SVOBODA</b> Petr (CZE)	7	147	2			3 27	4 28 26	28											
29 <b>GARCIA</b> Marc (ESP)	7	147	0	3 1 13 15	3 15 22	24 24	25 26	28											
30 <b>BIJMAN</b> Ruben (NED)	6	148	1		1 28	31 32	3 27 28	2 30											
31 <b>NUNEZ ROLDAN</b> Oscar (ESP)	3	151	3				3 29	31											
32 <b>COPPOLA</b> Alfonso (ITA)	2	152	1			2 27 28	29 30	32											
33 <b>BRIANTI</b> Thomas (ITA)	2	152	0		2 25	27 28	29 30	32											
34 <b>MILLAN GOMEZ</b> Alex (ESP)	2	152	0	2 17	21 25	27 28	29 30	32											
35 <b>BERTA VINALES</b> Dean (ESP)	1	153	1					1 35											
36 <b>STANGE</b> Christian (GER)	1	153	0				1 33 34	35											
37 <b>GIMBERT</b> Johan (FRA)	1	153	0		1 31 32	33 34	35												

04/09/2021 First Line: Championship Standings - Second Line: Ranking Progression  
 These data/results cannot be reproduced, stored and/or transmitted in whole or in part by any manner of electronic, mechanical, photocopying, recording, broadcasting or otherwise now known or herein after developed without the previous express consent by the copyright owner, except for reproduction in daily press and regular printed publications on sale to the public within 60 days of the event related to those data/results and always provided that copyright symbol appears together as follows below.  
 © DORNA WSBK ORGANIZATION Srl 2021





Magny-Cours 4.411 m

1 / 4

## Motul French Round, 3-5 September 2021

### Lap Chart Race 1

Lap	Lap												
	1	2	3	4	5	6	7	8	9	10	11	12	13
1	99	99	99	99	46	99	99	99	99	99	99	99	99
2	1	69	69	69	99	54	54	54	54	69	69	69	69
3	69	46	46	46	54	46	69	1	1	46	46	46	46
4	46	1	1	54	69	61	46	46	69	61	88	88	20
5	58	58	54	1	61	69	1	69	61	88	20	20	88
6	20	61	61	61	1	1	61	61	46	20	58	58	58
7	61	54	58	58	88	88	88	20	20	17	80	80	80
8	88	20	88	88	20	58	58	28	88	58	73	73	72
9	54	88	20	20	58	20	28	58	17	80	83	72	87
10	73	73	73	17	17	17	20	88	58	73	87	87	73
11	80	72	72	73	28	28	17	17	80	83	72	83	83
12	72	80	17	28	80	80	80	80	83	87	17	11	17
13	64	17	80	80	73	73	25	83	73	72	11	17	11
14	83	87	28	72	19	25	73	73	72	11	25	25	77
15	7	19	87	19	87	87	83	72	87	77	77	77	25
16	87	83	19	87	72	19	87	87	11	25	26	26	59
17	17	28	83	83	25	83	72	25	77	41	44	44	26
18	19	7	25	25	83	72	11	11	25	44	59	59	44
19	25	25	7	11	11	11	77	77	21	26	41	85	85
20	28	2	77	7	7	77	21	21	41	59	52	41	41
21	21	43	11	77	77	21	44	41	44	52	85	52	52
22	41	21	23	21	21	44	41	44	26	85	93	93	93
23	43	41	21	44	44	41	59	26	59	93	35	35	23
24	77	77	44	41	41	52	52	59	52	35	23	23	35
25	2	23	41	52	52	59	26	52	93	23	1	1	1
26	93	11	52	59	59	26	93	93	85	1	63	62	62
27	52	44	59	26	26	93	53	85	35	55	55	15	63
28	11	52	26	93	93	53	85	53	23	63	62	55	55
29	23	93	93	53	53	85	35	35	55	62	15	63	15
30	44	26	53	23	23	23	23	23	63	15	22	22	22
31	26	59	62	62	85	35	15	63	62	22	18	18	18
32	35	15	63	63	35	55	55	62	15	18			
33	62	62	35	35	62	62	63	15	79				
34	15	53	85	85	55	63	62	55	22				
35	59	63	15	15	63	15	79	79	18				
36	53	55	55	55	15	79	22	22					
37	79	79	79	79	79	22	18	18					
38	63	35	22	22	22	18							
39	55	85	18	18	18								
40	22	22											
41	18	18											
42	85												

Final Result		
1	<b>99 A. HUERTAS</b>	Laps 13
2	<b>69 T. BOOTH-AMOS</b>	0.588
3	<b>46 S. DI SORA</b>	0.810
4	<b>20 D. LOUREIRO</b>	3.564
5	<b>88 D. MOGEDA</b>	3.711
6	<b>58 I. IGLESIAS</b>	8.307
7	<b>80 G. MASTROLUCA</b>	13.013
8	<b>72 V. STEEMAN</b>	13.330
9	<b>87 T. KAWAKAMI</b>	13.544
10	<b>73 J. PEREZ GONZALEZ</b>	13.640
11	<b>83 M. KAWAKAMI</b>	15.979
12	<b>17 K. MEUFFELS</b>	18.380
13	<b>11 A. CARRASCO</b>	18.643
14	<b>77 R. BIJMAN</b>	18.757
15	<b>25 D. BERTA VINALES</b>	19.009
16	<b>59 A. ZANCA</b>	25.549
17	<b>26 M. GENNAI</b>	25.663
18	<b>44 C. STANGE</b>	25.817
19	<b>85 K. SABATUCCI</b>	25.919
20	<b>41 M. GARCIA</b>	26.070
21	<b>52 O. KONIG</b>	27.154
22	<b>93 M. GAGGI</b>	29.775
23	<b>23 S. MARKARIAN</b>	31.612
24	<b>35 Y. SAIZ MARQUEZ</b>	31.760
25	<b>1 J. BUIS</b>	44.034
26	<b>62 A. NEGRIER</b>	49.611
27	<b>63 D. PONCET</b>	49.749
28	<b>55 A. FRAPPOLA</b>	49.979
29	<b>15 A. COPPOLA</b>	50.388
30	<b>22 J. ROMERO</b>	1'14.366
31	<b>18 I. OFFER</b>	1'23.142
RET	<b>61 Y. OKAYA</b>	3 Laps
RET	<b>54 B. SOFUOGLU</b>	4 Laps
RET	<b>21 V. PEREZ SELFA</b>	4 Laps
RET	<b>79 A. QUINET</b>	4 Laps
RET	<b>28 Y. RUIZ</b>	5 Laps
RET	<b>53 P. SVOBODA</b>	5 Laps
RET	<b>19 V. RODRIGUEZ NUNE</b>	7 Laps
RET	<b>7 J. GIMBERT</b>	8 Laps
RET	<b>2 A. CARRION</b>	11 Laps
RET	<b>43 H. KHOURI</b>	11 Laps
RET	<b>64 H. DE CANCELLIS</b>	12 Laps

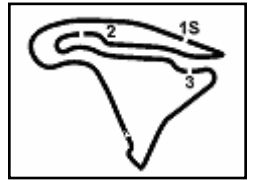
04/09/2021

These data/results cannot be reproduced, stored and/or transmitted in whole or in part by any manner of electronic, mechanical, photocopying, recording, broadcasting or otherwise now known or herein after developed without the previous express consent by the copyright owner, except for reproduction in daily press and regular printed publications on sale to the public within 60 days of the event related to those data/results and always provided that copyright symbol appears together as follows below.

© DORNA WSBK ORGANIZATION Srl 2021







Magny-Cours 4.411 m

## Motul French Round, 3-5 September 2021

### Lap Chart Race 1

2 / 4

#### Lap 1

1	99	A.Huertas	1'53.525
2	1	J.Buis	0.319
3	69	T.Booth-Amos	0.676
4	46	S.Di Sora	1.070
5	58	I.Iglesias	1.183
6	20	D.Loureiro	1.437
7	61	Y.Okaya	1.784
8	88	D.Mogeda	2.111
9	54	B.Sofuoglu	2.370
10	73	J.Perez Gonzalez	2.578
11	80	G.Mastroluca	2.714
12	72	V.Steeman	2.984
13	64	H.De Cancellis	3.116
14	83	M.Kawakami	3.199
15	7	J.Gimbert	3.335
16	87	T.Kawakami	3.525
17	17	K.Meuffels	3.666
18	19	V.Rodriguez Nunez	3.901
19	25	D.Berta Vinales	4.093
20	28	Y.Ruiz	4.255
21	21	V.Perez Sella	4.363
22	41	M.Garcia	4.628
23	43	H.Khouri	4.775
24	77	R.Bijman	4.828
25	2	A.Carrion	4.950
26	93	M.Gaggi	5.335
27	52	O.Konig	5.569
28	11	A.Carrasco	5.786
29	23	S.Markarian	6.111
30	44	C.Stange	6.223
31	26	M.Gennai	6.325
32	35	Y.Saiz Marquez	6.697
33	62	A.Negrier	6.925
34	15	A.Coppola	7.125
35	59	A.Zanca	7.274
36	53	P.Svoboda	7.476
37	79	A.Quinet	7.918
38	63	D.Poncet	8.096
39	55	A.Frappola	8.387
40	22	J.Romero	8.725
41	18	I.Offer	9.152
42	85	K.Sabatucci	10.430

31	59	A.Zanca	8.450
32	15	A.Coppola	9.343
33	62	A.Negrier	9.595
34	53	P.Svoboda	10.018
35	63	D.Poncet	10.283
36	55	A.Frappola	11.390
37	79	A.Quinet	11.500
38	35	Y.Saiz Marquez	11.706
39	85	K.Sabatucci	11.880
40	22	J.Romero	13.202
41	18	I.Offer	15.017

#### Lap 3

1	99	A.Huertas	5'41.235
2	69	T.Booth-Amos	0.259
3	46	S.Di Sora	0.390
4	1	J.Buis	0.720
5	54	B.Sofuoglu	1.058
6	61	Y.Okaya	1.590
7	58	I.Iglesias	2.044
8	88	D.Mogeda	2.261
9	20	D.Loureiro	2.395
10	73	J.Perez Gonzalez	3.273
11	72	V.Steeman	3.919
12	17	K.Meuffels	4.098
13	80	G.Mastroluca	4.239
14	28	Y.Ruiz	4.462
15	87	T.Kawakami	4.753
16	19	V.Rodriguez Nunez	4.916
17	83	M.Kawakami	5.005
18	25	D.Berta Vinales	5.767
19	7	J.Gimbert	6.418
20	77	R.Bijman	6.669
21	11	A.Carrasco	7.323
22	23	S.Markarian	8.040
23	21	V.Perez Sella	8.187
24	44	C.Stange	8.381
25	41	M.Garcia	8.657
26	52	O.Konig	9.023
27	59	A.Zanca	10.294
28	26	M.Gennai	10.608
29	93	M.Gaggi	11.088
30	53	P.Svoboda	12.106
31	62	A.Negrier	12.620
32	63	D.Poncet	12.905
33	35	Y.Saiz Marquez	13.779
34	85	K.Sabatucci	14.189
35	15	A.Coppola	14.640
36	55	A.Frappola	14.763
37	79	A.Quinet	15.514
38	22	J.Romero	18.845
39	18	I.Offer	21.193

#### Lap 4

1	99	A.Huertas	7'34.861
2	69	T.Booth-Amos	0.277
3	46	S.Di Sora	0.409
4	54	B.Sofuoglu	0.715
5	1	J.Buis	1.003
6	61	Y.Okaya	1.244
7	58	I.Iglesias	2.435
8	88	D.Mogeda	2.666
9	20	D.Loureiro	2.885
10	17	K.Meuffels	3.985
11	73	J.Perez Gonzalez	4.190
12	28	Y.Ruiz	4.226
13	80	G.Mastroluca	4.626
14	72	V.Steeman	5.057
15	19	V.Rodriguez Nunez	5.214
16	87	T.Kawakami	5.412
17	83	M.Kawakami	5.493
18	25	D.Berta Vinales	5.679
19	11	A.Carrasco	7.860
20	7	J.Gimbert	7.974
21	77	R.Bijman	8.105

22	21	V.Perez Sella	9.696
23	44	C.Stange	9.849
24	41	M.Garcia	10.520
25	52	O.Konig	10.788
26	59	A.Zanca	11.616
27	26	M.Gennai	11.929
28	93	M.Gaggi	12.483
29	53	P.Svoboda	13.842
30	23	S.Markarian	14.825
31	62	A.Negrier	15.700
32	63	D.Poncet	15.867
33	35	Y.Saiz Marquez	16.074
34	85	K.Sabatucci	16.204
35	15	A.Coppola	17.001
36	55	A.Frappola	17.285
37	79	A.Quinet	18.369
38	22	J.Romero	24.275
39	18	I.Offer	26.993

#### Lap 5

1	46	S.Di Sora	9'29.133
2	99	A.Huertas	0.085
3	54	B.Sofuoglu	0.366
4	69	T.Booth-Amos	0.722
5	61	Y.Okaya	0.869
6	1	J.Buis	1.041
7	88	D.Mogeda	2.056
8	20	D.Loureiro	2.308
9	58	I.Iglesias	2.589
10	17	K.Meuffels	3.243
11	28	Y.Ruiz	3.451
12	80	G.Mastroluca	3.787
13	73	J.Perez Gonzalez	4.080
14	19	V.Rodriguez Nunez	4.953
15	87	T.Kawakami	5.070
16	72	V.Steeman	5.449
17	25	D.Berta Vinales	5.656
18	83	M.Kawakami	5.765
19	11	A.Carrasco	7.897
20	7	J.Gimbert	8.227
21	77	R.Bijman	8.396
22	21	V.Perez Sella	10.134
23	44	C.Stange	10.299
24	41	M.Garcia	10.738
25	52	O.Konig	11.337
26	59	A.Zanca	12.629
27	26	M.Gennai	12.813
28	93	M.Gaggi	13.234
29	53	P.Svoboda	14.548
30	23	S.Markarian	16.180
31	85	K.Sabatucci	16.912
32	35	Y.Saiz Marquez	17.241
33	62	A.Negrier	18.506
34	55	A.Frappola	18.847
35	63	D.Poncet	19.017
36	15	A.Coppola	19.210
37	79	A.Quinet	20.764
38	22	J.Romero	28.998
39	18	I.Offer	31.796

#### Lap 6

1	99	A.Huertas	11'22.807
2	54	B.Sofuoglu	0.691
3	46	S.Di Sora	0.874
4	61	Y.Okaya	1.106
5	69	T.Booth-Amos	1.336
6	1	J.Buis	1.501
7	88	D.Mogeda	1.697
8	58	I.Iglesias	1.940
9	20	D.Loureiro	2.310
10	17	K.Meuffels	2.550
11	28	Y.Ruiz	2.757
12	80	G.Mastroluca	4.778
13	73	J.Perez Gonzalez	5.176
14	25	D.Berta Vinales	5.487

#### Lap 7

1	99	A.Huertas	13'16.519
2	54	B.Sofuoglu	0.315
3	69	T.Booth-Amos	1.145
4	46	S.Di Sora	1.280
5	1	J.Buis	1.569
6	61	Y.Okaya	1.923
7	88	D.Mogeda	2.081
8	58	I.Iglesias	2.215
9	28	Y.Ruiz	2.347
10	20	D.Loureiro	2.598
11	17	K.Meuffels	2.845
12	80	G.Mastroluca	6.085
13	25	D.Berta Vinales	6.403
14	73	J.Perez Gonzalez	6.756
15	83	M.Kawakami	7.051
16	87	T.Kawakami	7.389
17	72	V.Steeman	7.612
18	11	A.Carrasco	9.888
19	77	R.Bijman	10.119
20	21	V.Perez Sella	12.741
21	44	C.Stange	12.911
22	41	M.Garcia	13.251
23	59	A.Zanca	15.269
24	52	O.Konig	15.530
25	26	M.Gennai	15.825
26	93	M.Gaggi	16.360
27	53	P.Svoboda	18.594
28	85	K.Sabatucci	19.233
29	35	Y.Saiz Marquez	20.161
30	23	S.Markarian	21.344
31	15	A.Coppola	24.575
32	55	A.Frappola	24.721
33	63	D.Poncet	25.030
34	62	A.Negrier	25.232
35	79	A.Quinet	27.309
36	22	J.Romero	39.746
37	18	I.Offer	43.837

#### Lap 8

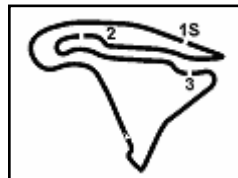
1	99	A.Huertas	15'10.116
2	54	B.Sofuoglu	0.605
3	1	J.Buis	1.124
4	46	S.Di Sora	1.220
5	69	T.Booth-Amos	1.460
6	61	Y.Okaya	1.856
7	20	D.Loureiro	2.024
8	28	Y.Ruiz	2.152
9	58	I.Iglesias	2.412
10	88	D.Mogeda	2.556

04/09/2021

These data/results cannot be reproduced, stored and/or transmitted in whole or in part by any manner of electronic, mechanical, photocopying, recording, broadcasting or otherwise now known or herein after developed without the previous express consent by the copyright owner, except for reproduction in daily press and regular printed publications on sale to the public within 60 days of the event related to those data/results and always provided that copyright symbol appears together as follows below.

© DORNA WSBK ORGANIZATION Srl 2021





Magny-Cours 4.411 m

## Motul French Round, 3-5 September 2021

### Lap Chart Race 1

3 / 4

11	17	K.Meuffels	2.757	10	73	J.Perez Gonzalez	10.209	18	59	A.Zanca	24.000
12	80	G.Mastroluca	6.728	11	83	M.Kawakami	10.442	19	85	K.Sabatucci	24.358
13	83	M.Kawakami	7.623	12	87	T.Kawakami	10.738	20	41	M.Garcia	24.625
14	73	J.Perez Gonzalez	7.810	13	72	V.Steeman	11.178	21	52	O.Konig	25.442
15	72	V.Steeman	8.304	14	11	A.Carrasco	13.879	22	93	M.Gaggi	27.754
16	87	T.Kawakami	8.529	15	77	R.Bijman	14.069	23	35	Y.Saiz Marquez	30.308
17	25	D.Berta Vinales	10.562	16	25	D.Berta Vinales	15.706	24	23	S.Markarian	30.867
18	11	A.Carrasco	10.963	17	41	M.Garcia	18.854	25	1	J.Buis	41.823
19	77	R.Bijman	11.110	18	44	C.Stange	19.335	26	62	A.Negrier	45.700
20	21	V.Perez Selfa	14.282	19	26	M.Gennai	19.803	27	15	A.Coppola	45.847
21	41	M.Garcia	14.798	20	59	A.Zanca	20.463	28	55	A.Frappola	46.075
22	44	C.Stange	14.934	21	52	O.Konig	21.265	29	63	D.Poncet	46.105
23	26	M.Gennai	16.586	22	85	K.Sabatucci	22.836	30	22	J.Romero	1'09.117
24	59	A.Zanca	16.847	23	93	M.Gaggi	23.468	31	18	I.Offer	1'16.865
25	52	O.Konig	17.051	24	35	Y.Saiz Marquez	26.075				
26	93	M.Gaggi	18.481	25	23	S.Markarian	26.929				
27	85	K.Sabatucci	20.301	26	1	J.Buis	30.764				
28	53	P.Svoboda	20.643	27	55	A.Frappola	37.689				
29	35	Y.Saiz Marquez	21.857	28	63	D.Poncet	37.970				
30	23	S.Markarian	22.817	29	62	A.Negrier	38.555				
31	63	D.Poncet	28.649	30	15	A.Coppola	38.859				
32	62	A.Negrier	28.884	31	22	J.Romero	57.173				
33	15	A.Coppola	29.036	32	18	I.Offer	1'03.248				
34	55	A.Frappola	29.283								
35	79	A.Quinet	30.791								
36	22	J.Romero	45.025								
37	18	I.Offer	49.838								

#### Lap 13

1	99	A.Huertas	24'38.263
2	69	T.Booth-Amos	0.588
3	46	S.Di Sora	0.810
4	20	D.Loureiro	3.564
5	88	D.Mogeda	3.711
6	58	I.Iglesias	8.307
7	80	G.Mastroluca	13.013
8	72	V.Steeman	13.330
9	87	T.Kawakami	13.544
10	73	J.Perez Gonzalez	13.640
11	83	M.Kawakami	15.979
12	17	K.Meuffels	18.380
13	11	A.Carrasco	18.643
14	77	R.Bijman	18.757
15	25	D.Berta Vinales	19.009
16	59	A.Zanca	25.549
17	26	M.Gennai	25.663
18	44	C.Stange	25.817
19	85	K.Sabatucci	25.919
20	41	M.Garcia	26.070
21	52	O.Konig	27.154
22	93	M.Gaggi	29.775
23	23	S.Markarian	31.612
24	35	Y.Saiz Marquez	31.760
25	1	J.Buis	44.034
26	62	A.Negrier	49.611
27	63	D.Poncet	49.749
28	55	A.Frappola	49.979
29	15	A.Coppola	50.388
30	22	J.Romero	1'14.366
31	18	I.Offer	1'23.142

#### Lap 11

1	99	A.Huertas	20'50.591
2	69	T.Booth-Amos	0.903
3	46	S.Di Sora	1.565
4	88	D.Mogeda	2.344
5	20	D.Loureiro	2.568
6	58	I.Iglesias	4.318
7	80	G.Mastroluca	11.228
8	73	J.Perez Gonzalez	11.475
9	83	M.Kawakami	11.633
10	87	T.Kawakami	11.922
11	72	V.Steeman	12.222
12	17	K.Meuffels	15.662
13	11	A.Carrasco	16.108
14	25	D.Berta Vinales	16.362
15	77	R.Bijman	16.579
16	26	M.Gennai	21.176
17	44	C.Stange	21.297
18	59	A.Zanca	21.881
19	41	M.Garcia	23.403
20	52	O.Konig	23.647
21	85	K.Sabatucci	23.990
22	93	M.Gaggi	25.245
23	35	Y.Saiz Marquez	28.151
24	23	S.Markarian	28.994
25	1	J.Buis	38.242
26	63	D.Poncet	41.586
27	55	A.Frappola	41.782
28	62	A.Negrier	42.061
29	15	A.Coppola	42.380
30	22	J.Romero	1'03.340
31	18	I.Offer	1'10.204

#### Lap 12

1	99	A.Huertas	22'44.169
2	69	T.Booth-Amos	0.252
3	46	S.Di Sora	1.233
4	88	D.Mogeda	2.427
5	20	D.Loureiro	2.639
6	58	I.Iglesias	6.183
7	80	G.Mastroluca	12.693
8	73	J.Perez Gonzalez	12.914
9	72	V.Steeman	13.278
10	87	T.Kawakami	13.415
11	83	M.Kawakami	13.540
12	11	A.Carrasco	17.426
13	17	K.Meuffels	17.646
14	25	D.Berta Vinales	17.885
15	77	R.Bijman	18.060
16	26	M.Gennai	23.163
17	44	C.Stange	23.286

#### Lap 9

1	99	A.Huertas	17'03.392
2	54	B.Sofuoglu	1.333
3	1	J.Buis	1.506
4	69	T.Booth-Amos	1.750
5	61	Y.Okaya	1.907
6	46	S.Di Sora	2.036
7	20	D.Loureiro	2.285
8	88	D.Mogeda	2.406
9	17	K.Meuffels	2.588
10	58	I.Iglesias	2.770
11	80	G.Mastroluca	8.231
12	83	M.Kawakami	8.872
13	73	J.Perez Gonzalez	9.099
14	72	V.Steeman	9.491
15	87	T.Kawakami	9.641
16	11	A.Carrasco	12.142
17	77	R.Bijman	12.441
18	25	D.Berta Vinales	14.534
19	21	V.Perez Selfa	16.432
20	41	M.Garcia	16.784
21	44	C.Stange	17.164
22	26	M.Gennai	18.257
23	59	A.Zanca	18.794
24	52	O.Konig	19.303
25	93	M.Gaggi	21.114
26	85	K.Sabatucci	21.744
27	35	Y.Saiz Marquez	23.930
28	23	S.Markarian	25.213
29	55	A.Frappola	32.723
30	63	D.Poncet	32.906
31	62	A.Negrier	33.219
32	15	A.Coppola	33.523
33	79	A.Quinet	34.720
34	22	J.Romero	51.044
35	18	I.Offer	56.883

#### Lap 10

1	99	A.Huertas	18'56.855
2	69	T.Booth-Amos	1.542
3	46	S.Di Sora	1.725
4	61	Y.Okaya	2.292
5	88	D.Mogeda	2.524
6	20	D.Loureiro	2.722
7	17	K.Meuffels	2.965
8	58	I.Iglesias	3.095
9	80	G.Mastroluca	9.735

04/09/2021

These data/results cannot be reproduced, stored and/or transmitted in whole or in part by any manner of electronic, mechanical, photocopying, recording, broadcasting or otherwise now known or herein after developed without the previous express consent by the copyright owner, except for reproduction in daily press and regular printed publications on sale to the public within 60 days of the event related to those data/results and always provided that copyright symbol appears together as follows below.

© DORNA WSBK ORGANIZATION Srl 2021



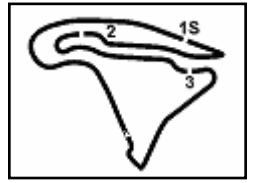
Official Fuel Supplier



Official Tyre Supplier



Official Timekeeper



Magny-Cours 4.411 m

4 / 4

## Motul French Round, 3-5 September 2021

### Lap Chart Race 1

#### Race Pace Comparison

	99 Her	69 Boo	46 DiS	20 Lou	88 Mog	58 Igl	80 Mas	72 Ste	87 KaT	73 PeG	83 KaM	17 Meu	11 CaA	77 Bij
1	1'53.525	1'54.201	1'54.595	1'54.962	1'55.636	1'54.708	1'56.239	1'56.509	1'57.050	1'56.103	1'56.724	1'57.191	1'59.311	1'58.353
2	1'54.061	1'53.691	1'53.447	1'54.549	1'54.019	1'53.850	1'54.941	1'54.546	1'54.527	1'54.501	1'55.461	1'54.218	1'55.256	1'55.393
3	1'53.649	1'53.602	1'53.583	1'54.119	1'53.841	1'54.721	1'54.294	<b>1'54.099</b>	1'54.411	<b>1'53.904</b>	<b>1'54.055</b>	1'53.924	<b>1'53.991</b>	<b>1'54.158</b>
4	1'53.626	1'53.644	1'53.645	1'54.116	1'54.031	1'54.017	1'54.013	1'54.764	1'54.285	1'54.543	1'54.114	1'53.513	1'54.163	1'55.062
5	1'54.357	1'54.717	1'53.863	1'53.695	1'53.662	1'54.426	<b>1'53.433</b>	1'54.664	<b>1'53.930</b>	1'54.162	1'54.544	1'53.530	1'54.309	1'54.563
6	1'53.589	1'54.288	1'54.548	1'53.676	1'53.315	<b>1'53.025</b>	1'54.665	1'54.905	1'54.482	1'54.770	1'54.194	<b>1'52.981</b>	1'54.608	1'54.541
7	1'53.712	1'53.521	1'54.118	1'54.000	1'54.096	1'53.987	1'55.019	1'54.644	1'55.223	1'55.292	1'54.478	1'54.007	1'54.769	1'54.568
8	1'53.597	1'53.912	1'53.537	<b>1'53.023</b>	1'54.072	1'53.794	1'54.240	1'54.289	1'54.737	1'54.651	1'54.169	1'53.509	1'54.672	1'54.588
9	<b>1'53.276</b>	1'53.566	1'54.092	1'53.537	<b>1'53.126</b>	1'53.634	1'54.779	1'54.463	1'54.388	1'54.565	1'54.525	1'53.107	1'54.455	1'54.607
10	1'53.463	1'53.255	<b>1'53.152</b>	1'53.900	1'53.581	1'53.788	1'54.967	1'55.150	1'54.560	1'54.573	1'55.033	1'53.840	1'55.200	1'55.091
11	1'53.736	1'53.097	1'53.576	1'53.582	1'53.556	1'54.959	1'55.229	1'54.780	1'54.920	1'55.002	1'54.927	2'06.433	1'55.965	1'56.246
12	1'53.578	<b>1'52.927</b>	1'53.246	1'53.649	1'53.661	1'55.443	1'55.043	1'54.634	1'55.071	1'55.017	1'55.485	1'55.562	1'54.896	1'55.059
13	1'54.094	1'54.430	1'53.671	1'55.019	1'55.378	1'56.218	1'54.414	1'54.146	1'54.223	1'54.820	1'56.533	1'54.828	1'55.311	1'54.791

	25 Ber	59 Zan	26 Gen	44 Sta	85 Sab	41 Gar	52 Kon	93 Gag	23 Mar	35 Sai	1 Bui	62 Neg	63 Pon	55 Fra
1	1'57.618	2'00.799	1'59.850	1'59.748	2'03.955	1'58.153	1'59.094	1'58.860	1'59.636	2'00.222	1'53.844	2'00.450	2'01.621	2'01.912
2	1'55.115	1'55.237	1'55.476	1'54.945	1'55.511	1'55.442	1'55.887	1'56.345	<b>1'54.799</b>	1'59.070	1'54.454	1'56.731	<b>1'56.248</b>	1'57.064
3	1'54.269	1'55.493	1'56.517	1'54.923	1'55.958	1'56.297	1'55.277	1'57.118	1'54.840	1'55.722	1'53.657	<b>1'56.674</b>	1'56.271	1'57.022
4	1'53.538	1'54.948	1'54.947	1'55.094	1'55.641	1'55.489	1'55.391	<b>1'55.021</b>	2'00.411	1'55.921	1'53.909	1'56.706	1'56.588	1'56.148
5	1'54.249	1'55.285	1'55.156	1'54.722	1'54.980	<b>1'54.490</b>	<b>1'54.821</b>	1'55.023	1'55.627	1'55.439	1'54.310	1'57.078	1'57.422	<b>1'55.834</b>
6	<b>1'53.505</b>	1'55.121	1'55.227	<b>1'54.652</b>	1'54.769	1'54.977	1'55.703	1'55.129	1'56.114	1'55.293	1'54.134	1'56.901	1'56.574	1'56.368
7	1'54.628	<b>1'54.905</b>	1'55.171	1'55.346	1'54.938	1'54.922	1'55.876	1'55.383	1'56.436	<b>1'55.013</b>	1'53.780	1'57.211	1'56.825	1'56.892
8	1'57.756	1'55.175	<b>1'54.358</b>	1'55.620	1'54.665	1'55.144	1'55.118	1'55.718	1'55.070	1'55.293	<b>1'53.152</b>	1'57.249	1'57.216	1'58.159
9	1'57.248	1'55.223	1'54.947	1'55.506	1'54.719	1'55.262	1'55.528	1'55.909	1'55.672	1'55.349	1'53.658	1'57.611	1'57.533	1'56.716
10	1'54.635	1'55.132	1'55.009	1'55.634	1'54.555	1'55.533	1'55.425	1'55.817	1'55.179	1'55.608	2'22.721	1'58.799	1'58.527	1'58.429
11	1'54.392	1'55.154	1'55.109	1'55.698	1'54.890	1'58.285	1'56.118	1'55.513	1'55.801	1'55.812	2'01.214	1'57.242	1'57.352	1'57.829
12	1'55.101	1'55.697	1'55.565	1'55.567	<b>1'53.946</b>	1'54.800	1'55.373	1'56.087	1'55.451	1'55.735	1'57.159	1'57.217	1'58.097	1'57.871
13	1'55.218	1'55.643	1'56.594	1'56.625	1'55.655	1'55.539	1'55.806	1'56.115	1'54.839	1'55.546	1'56.305	1'58.005	1'57.738	1'57.998

	15 Cop	22 Rom	18 Off	61 Oka	54 Sof	21 PeS	79 Qui	28 Rui	53 Svo	19 Rod	7 Gim	2 Car	43 Kho	64 DeC
1	2'00.650	2'02.250	2'02.677	1'55.309	1'55.895	1'57.888	2'01.443	1'57.780	2'01.001	1'57.426	1'56.860	1'58.475	1'58.300	1'56.641
2	1'56.279	<b>1'58.538</b>	1'59.926	1'53.717	1'53.437	1'55.567	1'57.643	1'54.514	1'56.603	1'54.661	1'55.643	<b>1'54.604</b>	<b>1'54.941</b>	
3	1'58.946	1'59.292	1'59.825	1'53.799	<b>1'52.961</b>	1'55.967	1'57.663	1'53.403	1'55.737	1'54.064	1'55.150			
4	1'55.987	1'59.056	1'59.426	<b>1'53.280</b>	1'53.283	1'55.135	1'56.481	1'53.390	1'55.362	<b>1'53.924</b>	1'55.182			
5	1'56.481	1'58.995	<b>1'59.075</b>	1'53.897	1'53.923	1'54.710	1'56.667	1'53.497	<b>1'54.978</b>	1'54.011	<b>1'54.525</b>			
6	1'56.771	1'59.133	1'59.815	1'53.911	1'53.999	<b>1'54.678</b>	<b>1'56.434</b>	<b>1'52.980</b>	1'55.539	1'54.903				
7	<b>1'55.980</b>	1'59.001	1'59.612	1'54.529	1'53.336	1'55.315	1'57.497	1'53.302	1'55.893					
8	1'58.058	1'58.876	1'59.598	1'53.530	1'53.887	1'55.138	1'57.079	1'53.402	1'55.646					
9	1'57.763	1'59.295	2'00.321	1'53.327	1'54.004	1'55.426	1'57.205							
10	1'58.799	1'59.592	1'59.828	1'53.848										
11	1'57.257	1'59.903	2'00.692											
12	1'57.045	1'59.355	2'00.239											
13	1'58.635	1'59.343	2'00.371											

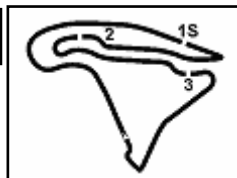
04/09/2021

These data/results cannot be reproduced, stored and/or transmitted in whole or in part by any manner of electronic, mechanical, photocopying, recording, broadcasting or otherwise now known or herein after developed without the previous express consent by the copyright owner, except for reproduction in daily press and regular printed publications on sale to the public within 60 days of the event related to those data/results and always provided that copyright symbol appears together as follows below.

© DORNA WSBK ORGANIZATION Srl 2021







## Motul French Round, 3-5 September 2021 Best Sectors & Speed Race 1

### RESULTS

Pos	Rank	Name	Motorcycle	Laps	Time
1	99	A. HUERTAS	Kawasaki Ninja 400	13	
2	69	T. BOOTH-AMOS	Kawasaki Ninja 400		0.588
3	46	S. DI SORA	Kawasaki Ninja 400		0.810
4	20	D. LOUREIRO	Kawasaki Ninja 400		3.564
5	88	D. MOGEDA	Kawasaki Ninja 400		3.711
6	58	I. IGLESIAS	Kawasaki Ninja 400		8.307
7	80	G. MASTROLUCA	Yamaha YZF-R3		13.013
8	72	V. STEEMAN	KTM RC 390 R		13.330
9	87	T. KAWAKAMI	Yamaha YZF-R3		13.544
10	73	J. PEREZ GONZALEZ	Kawasaki Ninja 400		13.640
11	83	M. KAWAKAMI	Yamaha YZF-R3		15.979
12	17	K. MEUFFELS	Kawasaki Ninja 400		18.380
13	11	A. CARRASCO	Kawasaki Ninja 400		18.643
14	77	R. BIJMAN	Yamaha YZF-R3		18.757
15	25	D. BERTA VINALES	Yamaha YZF-R3		19.009
16	59	A. ZANCA	Kawasaki Ninja 400		25.549
17	26	M. GENNAI	Yamaha YZF-R3		25.663
18	44	C. STANGE	Kawasaki Ninja 400		25.817
19	85	K. SABATUCCI	Kawasaki Ninja 400		25.919
20	41	M. GARCIA	Kawasaki Ninja 400		26.070
21	52	O. KONIG	Kawasaki Ninja 400		27.154
22	93	M. GAGGI	Yamaha YZF-R3		29.775
23	23	S. MARKARIAN	Kawasaki Ninja 400		31.612
24	35	Y. SAIZ MARQUEZ	Yamaha YZF-R3		31.760
25	1	J. BUIS	Kawasaki Ninja 400		44.034
26	62	A. NEGRIER	Yamaha YZF-R3		49.611
27	63	D. PONCET	Kawasaki Ninja 400		49.749
28	55	A. FRAPPOLA	Kawasaki Ninja 400		49.979
29	15	A. COPPOLA	Yamaha YZF-R3		50.388
30	22	J. ROMERO	Kawasaki Ninja 400		1'14.366
31	18	I. OFFER	Kawasaki Ninja 400		1'23.142
RET	61	Y. OKAYA	Kawasaki Ninja 400	3	Laps
RET	54	B. SOFUOGLU	Yamaha YZF-R3	4	Laps
RET	21	V. PEREZ SELFA	Yamaha YZF-R3	4	Laps
RET	79	A. QUINET	Yamaha YZF-R3	4	Laps
RET	28	Y. RUIZ	Yamaha YZF-R3	5	Laps
RET	53	P. SVOBODA	Yamaha YZF-R3	5	Laps
RET	19	V. RODRIGUEZ NUNEZ	Kawasaki Ninja 400	7	Laps
RET	7	J. GIMBERT	Kawasaki Ninja 400	8	Laps
RET	2	A. CARRION	Kawasaki Ninja 400	11	Laps
RET	43	H. KHOURI	Kawasaki Ninja 400	11	Laps
RET	64	H. DE CANCELLIS	Kawasaki Ninja 400	12	Laps

### SPEED

Pos	Rank	Name	Motorcycle	Speed
1	17	K. MEUFFELS	Kawasaki Ninja 400	204,5
2	23	S. MARKARIAN	Kawasaki Ninja 400	204,5
3	11	A. CARRASCO	Kawasaki Ninja 400	204,2
4	25	D. BERTA VINALES	Yamaha YZF-R3	202,6
5	80	G. MASTROLUCA	Yamaha YZF-R3	202,2
6	1	J. BUIS	Kawasaki Ninja 400	202,2
7	88	D. MOGEDA	Kawasaki Ninja 400	202,2
8	26	M. GENNAI	Yamaha YZF-R3	201,9
9	58	I. IGLESIAS	Kawasaki Ninja 400	201,5
10	21	V. PEREZ SELFA	Yamaha YZF-R3	201,5
11	53	P. SVOBODA	Yamaha YZF-R3	201,1
12	61	Y. OKAYA	Kawasaki Ninja 400	200,7
13	41	M. GARCIA	Kawasaki Ninja 400	200,7
14	43	H. KHOURI	Kawasaki Ninja 400	199,6
15	2	A. CARRION	Kawasaki Ninja 400	199,6
16	64	H. DE CANCELLIS	Kawasaki Ninja 400	199,6
17	59	A. ZANCA	Kawasaki Ninja 400	199,3
18	52	O. KONIG	Kawasaki Ninja 400	199,3
19	46	S. DI SORA	Kawasaki Ninja 400	199,3
20	19	V. RODRIGUEZ NUNEZ	Kawasaki Ninja 400	198,9
21	28	Y. RUIZ	Yamaha YZF-R3	198,9
22	22	J. ROMERO	Kawasaki Ninja 400	198,9
23	55	A. FRAPPOLA	Kawasaki Ninja 400	198,5
24	35	Y. SAIZ MARQUEZ	Yamaha YZF-R3	198,5
25	69	T. BOOTH-AMOS	Kawasaki Ninja 400	198,5
26	72	V. STEEMAN	KTM RC 390 R	198,2
27	93	M. GAGGI	Yamaha YZF-R3	198,2
28	87	T. KAWAKAMI	Yamaha YZF-R3	197,8
29	44	C. STANGE	Kawasaki Ninja 400	197,8
30	79	A. QUINET	Yamaha YZF-R3	197,8
31	20	D. LOUREIRO	Kawasaki Ninja 400	197,8
32	73	J. PEREZ GONZALEZ	Kawasaki Ninja 400	197,4
33	83	M. KAWAKAMI	Yamaha YZF-R3	197,1
34	62	A. NEGRIER	Yamaha YZF-R3	197,1
35	63	D. PONCET	Kawasaki Ninja 400	196,7
36	77	R. BIJMAN	Yamaha YZF-R3	196,7
37	54	B. SOFUOGLU	Yamaha YZF-R3	196,7
38	85	K. SABATUCCI	Kawasaki Ninja 400	196,4
39	7	J. GIMBERT	Kawasaki Ninja 400	196,0
40	18	I. OFFER	Kawasaki Ninja 400	195,3
41	15	A. COPPOLA	Yamaha YZF-R3	194,9
42	99	A. HUERTAS	Kawasaki Ninja 400	191,2

04/09/2021

These data/results cannot be reproduced, stored and/or transmitted in whole or in part by any manner of electronic, mechanical, photocopying, recording, broadcasting or otherwise now known or herein after developed without the previous express consent by the copyright owner, except for reproduction in daily press and regular printed publications on sale to the public within 60 days of the event related to those data/results and always provided that copyright symbol appears together as follows below.

© DORNA WSBK ORGANIZATION Srl 2021



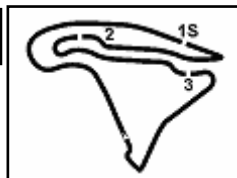
Official Fuel Supplier



Official Tyre Supplier



Official Timekeeper



## Motul French Round, 3-5 September 2021 Best Sectors & Speed Race 1

SEG. 1			SEG. 2			SEG. 3			SEG. 4						
1	46	S. DI SORA	34.791	1	69	T. BOOTH-AMOS	24.631	1	28	Y. RUIZ	24.796	1	99	A. HUERTAS	27.733
2	17	K. MEUFFELS	34.840	2	17	K. MEUFFELS	24.682	2	69	T. BOOTH-AMOS	24.865	2	20	D. LOUREIRO	27.926
3	61	Y. OKAYA	34.879	3	88	D. MOGEDA	24.754	3	54	B. SOFUOGLU	24.871	3	69	T. BOOTH-AMOS	27.929
4	28	Y. RUIZ	34.908	4	46	S. DI SORA	24.837	4	58	I. IGLESIAS	24.889	4	88	D. MOGEDA	27.954
5	1	J. BUIS	34.923	5	20	D. LOUREIRO	24.840	5	99	A. HUERTAS	24.919	5	17	K. MEUFFELS	27.983
6	58	I. IGLESIAS	34.959	6	73	J. PEREZ GONZALEZ	24.843	6	46	S. DI SORA	24.930	6	1	J. BUIS	27.992
7	25	D. BERTA VINALES	34.961	7	99	A. HUERTAS	24.847	7	61	Y. OKAYA	24.958	7	46	S. DI SORA	27.996
8	88	D. MOGEDA	34.964	8	54	B. SOFUOGLU	24.854	8	1	J. BUIS	24.960	8	28	Y. RUIZ	28.066
9	20	D. LOUREIRO	34.970	9	28	Y. RUIZ	24.892	9	80	G. MASTROLUCA	24.961	9	44	C. STANGE	28.089
10	69	T. BOOTH-AMOS	34.971	10	61	Y. OKAYA	24.909	10	88	D. MOGEDA	24.980	10	54	B. SOFUOGLU	28.101
11	19	V. RODRIGUEZ NUNEZ	35.033	11	58	I. IGLESIAS	24.956	11	20	D. LOUREIRO	24.992	11	58	I. IGLESIAS	28.102
12	54	B. SOFUOGLU	35.058	12	85	K. SABATUCCI	24.970	12	17	K. MEUFFELS	25.009	12	26	M. GENNAI	28.125
13	43	H. KHOURI	35.072	13	25	D. BERTA VINALES	24.991	13	73	J. PEREZ GONZALEZ	25.018	13	80	G. MASTROLUCA	28.136
14	23	S. MARKARIAN	35.119	14	1	J. BUIS	24.994	14	72	V. STEEMAN	25.021	14	73	J. PEREZ GONZALEZ	28.147
15	80	G. MASTROLUCA	35.132	15	80	G. MASTROLUCA	25.002	15	25	D. BERTA VINALES	25.042	15	25	D. BERTA VINALES	28.163
16	83	M. KAWAKAMI	35.154	16	7	J. GIMBERT	25.010	16	83	M. KAWAKAMI	25.049	16	83	M. KAWAKAMI	28.184
17	87	T. KAWAKAMI	35.173	17	72	V. STEEMAN	25.027	17	87	T. KAWAKAMI	25.083	17	85	K. SABATUCCI	28.193
18	99	A. HUERTAS	35.214	18	83	M. KAWAKAMI	25.034	18	26	M. GENNAI	25.098	18	77	R. BIJMAN	28.202
19	11	A. CARRASCO	35.233	19	77	R. BIJMAN	25.040	19	77	R. BIJMAN	25.111	19	11	A. CARRASCO	28.221
20	64	H. DE CANCELLIS	35.259	20	87	T. KAWAKAMI	25.069	20	52	O. KONIG	25.125	20	87	T. KAWAKAMI	28.232
21	72	V. STEEMAN	35.265	21	26	M. GENNAI	25.083	21	21	V. PEREZ SELFA	25.157	21	61	Y. OKAYA	28.254
22	21	V. PEREZ SELFA	35.274	22	19	V. RODRIGUEZ NUNEZ	25.085	22	44	C. STANGE	25.164	22	41	M. GARCIA	28.261
23	2	A. CARRION	35.274	23	11	A. CARRASCO	25.090	23	19	V. RODRIGUEZ NUNEZ	25.205	23	19	V. RODRIGUEZ NUNEZ	28.269
24	41	M. GARCIA	35.288	24	23	S. MARKARIAN	25.120	24	43	H. KHOURI	25.213	24	21	V. PEREZ SELFA	28.287
25	77	R. BIJMAN	35.315	25	35	Y. SAIZ MARQUEZ	25.138	25	11	A. CARRASCO	25.225	25	72	V. STEEMAN	28.328
26	73	J. PEREZ GONZALEZ	35.346	26	21	V. PEREZ SELFA	25.153	26	59	A. ZANCA	25.225	26	59	A. ZANCA	28.359
27	7	J. GIMBERT	35.401	27	41	M. GARCIA	25.159	27	93	M. GAGGI	25.229	27	7	J. GIMBERT	28.371
28	59	A. ZANCA	35.437	28	53	P. SVOBODA	25.225	28	41	M. GARCIA	25.253	28	53	P. SVOBODA	28.376
29	85	K. SABATUCCI	35.467	29	43	H. KHOURI	25.293	29	85	K. SABATUCCI	25.297	29	43	H. KHOURI	28.434
30	44	C. STANGE	35.527	30	52	O. KONIG	25.307	30	15	A. COPPOLA	25.321	30	23	S. MARKARIAN	28.461
31	52	O. KONIG	35.544	31	44	C. STANGE	25.334	31	7	J. GIMBERT	25.343	31	35	Y. SAIZ MARQUEZ	28.483
32	26	M. GENNAI	35.573	32	93	M. GAGGI	25.336	32	35	Y. SAIZ MARQUEZ	25.347	32	93	M. GAGGI	28.522
33	35	Y. SAIZ MARQUEZ	35.745	33	59	A. ZANCA	25.354	33	2	A. CARRION	25.373	33	52	O. KONIG	28.528
34	93	M. GAGGI	35.776	34	15	A. COPPOLA	25.370	34	23	S. MARKARIAN	25.374	34	2	A. CARRION	28.552
35	53	P. SVOBODA	35.785	35	2	A. CARRION	25.405	35	53	P. SVOBODA	25.408	35	79	A. QUINET	28.683
36	63	D. PONCET	35.815	36	63	D. PONCET	25.451	36	62	A. NEGRIER	25.490	36	55	A. FRAPPOLA	28.693
37	55	A. FRAPPOLA	35.826	37	79	A. QUINET	25.465	37	55	A. FRAPPOLA	25.507	37	63	D. PONCET	28.699
38	15	A. COPPOLA	35.895	38	55	A. FRAPPOLA	25.468	38	64	H. DE CANCELLIS	25.553	38	15	A. COPPOLA	28.760
39	62	A. NEGRIER	35.997	39	62	A. NEGRIER	25.476	39	63	D. PONCET	25.712	39	62	A. NEGRIER	28.810
40	79	A. QUINET	36.164	40	22	J. ROMERO	25.958	40	79	A. QUINET	25.824	40	64	H. DE CANCELLIS	29.030
41	18	I. OFFER	36.705	41	64	H. DE CANCELLIS	26.031	41	22	J. ROMERO	25.981	41	22	J. ROMERO	29.120
42	22	J. ROMERO	37.026	42	18	I. OFFER	26.053	42	18	I. OFFER	26.452	42	18	I. OFFER	29.270

04/09/2021

These data/results cannot be reproduced, stored and/or transmitted in whole or in part by any manner of electronic, mechanical, photocopying, recording, broadcasting or otherwise now known or herein after developed without the previous express consent by the copyright owner, except for reproduction in daily press and regular printed publications on sale to the public within 60 days of the event related to those data/results and always provided that copyright symbol appears together as follows below.

© DORNA WSBK ORGANIZATION Srl 2021



Official Fuel Supplier

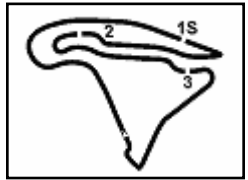


FICR PERUGIA TIMING

Official Tyre Supplier



Official Timekeeper



## Motul French Round, 3-5 September 2021

### Chronological Analysis Race 1

Magny-Cours 4.411 m

Start at 12:46'08.571

1 / 5

1° 99 A. HUERTAS (1'53.276)							
Lap	Seg.1	Seg.2	Seg.3	Seg.4	Lap Time	km/h	Local Time
1		25.137	25.110	28.064	1'53.525	185,2	12:48'02.096
2	35.805	25.286	25.078	27.892	1'54.061	189,5	12:49'56.157
3	35.811	24.970	24.993	27.875	1'53.649	187,8	12:51'49.806
4	35.779	24.955	24.969	27.923	1'53.626	<b>191,2</b>	12:53'43.432
5	35.743	25.052	24.936	28.626	1'54.357	188,5	12:55'37.789
6	35.675	24.954	25.005	27.955	1'53.589	188,5	12:57'31.378
7	35.963	24.881	<b>24.919</b>	27.949	1'53.712	187,2	12:59'25.090
8	35.785	24.899	25.061	27.852	1'53.597	189,1	13:01'18.687
9	35.742	<b>24.847</b>	24.954	<b>27.733</b>	<b>1'53.276</b>	187,5	13:03'11.963
10	35.758	24.890	24.922	27.893	1'53.463	189,8	13:05'05.426
11	35.849	24.914	25.046	27.927	1'53.736	187,2	13:06'59.162
12	35.679	24.894	25.022	27.983	1'53.578	189,5	13:08'52.740
13	35.954	24.979	25.054	28.107	1'54.094	187,8	13:10'46.834
							Race Time 24'38.263

Race Time 24'41.827

2° 69 T. BOOTH-AMOS (1'52.927)							
Lap	Seg.1	Seg.2	Seg.3	Seg.4	Lap Time	km/h	Local Time
1		25.356	25.452	28.174	1'54.201	186,9	12:48'02.772
2	35.210	25.110	25.371	28.000	1'53.691	196,0	12:49'56.463
3	35.559	25.091	25.018	27.934	1'53.602	189,8	12:51'50.065
4	35.595	25.051	25.009	27.989	1'53.644	190,5	12:53'43.709
5	35.518	25.433	25.035	28.731	1'54.717	191,5	12:55'38.426
6	35.014	25.353	25.014	28.907	1'54.288	192,5	12:57'32.714
7	<b>34.971</b>	25.344	25.056	28.150	1'53.521	197,4	12:59'26.235
8	35.341	25.317	25.078	28.176	1'53.912	193,9	13:01'20.147
9	35.077	25.039	25.052	28.398	1'53.566	<b>198,5</b>	13:03'13.713
10	34.974	25.091	25.256	27.934	1'53.255	198,2	13:05'06.968
11	35.465	24.838	<b>24.865</b>	<b>27.929</b>	1'53.097	191,8	13:07'00.065
12	35.256	<b>24.631</b>	25.021	28.019	<b>1'52.927</b>	193,5	13:08'52.992
13	35.769	25.158	25.018	28.485	1'54.430	190,8	13:10'47.422
							Race Time 24'38.851

5° 88 D. MOGEDA (1'53.126)							
Lap	Seg.1	Seg.2	Seg.3	Seg.4	Lap Time	km/h	Local Time
1		25.760	25.336	28.635	1'55.636	198,9	12:48'04.207
2	35.278	25.483	25.043	28.215	1'54.019	196,0	12:49'58.226
3	<b>34.964</b>	25.531	25.182	28.164	1'53.841	196,7	12:51'52.067
4	35.214	25.286	<b>24.980</b>	28.551	1'54.031	192,2	12:53'46.098
5	35.317	25.246	25.145	<b>27.954</b>	1'53.662	191,2	12:55'39.760
6	35.556	<b>24.754</b>	25.046	27.959	1'53.315	193,5	12:57'33.075
7	35.229	25.720	25.006	28.141	1'54.096	197,1	12:59'27.171
8	35.423	25.339	25.051	28.259	1'54.072	192,5	13:01'21.243
9	35.013	24.971	24.983	28.159	<b>1'53.126</b>	<b>202,2</b>	13:03'14.369
10	35.038	25.209	25.182	28.152	1'53.581	196,4	13:05'07.950
11	35.158	24.889	25.155	28.354	1'53.556	197,8	13:07'01.506
12	35.484	24.798	25.185	28.194	1'53.661	192,9	13:08'55.167
13	35.688	25.344	25.374	28.972	1'55.378	191,2	13:10'50.545
							Race Time 24'41.974

3° 46 S. DI SORA (1'53.152)							
Lap	Seg.1	Seg.2	Seg.3	Seg.4	Lap Time	km/h	Local Time
1		25.846	25.239	28.231	1'54.595	189,1	12:48'03.166
2	34.875	25.110	25.395	28.067	1'53.447	198,9	12:49'56.613
3	35.419	25.183	24.985	<b>27.996</b>	1'53.583	188,8	12:51'50.196
4	35.484	25.177	24.936	28.048	1'53.645	188,5	12:53'43.841
5	35.354	25.320	<b>24.930</b>	28.259	1'53.863	189,8	12:55'37.704
6	35.794	25.428	24.957	28.369	1'54.548	188,8	12:57'32.252
7	35.340	25.546	25.030	28.202	1'54.118	192,9	12:59'26.370
8	35.192	25.167	25.036	28.142	1'53.537	191,8	13:01'19.907
9	35.091	25.593	25.001	28.407	1'54.092	196,7	13:03'13.999
10	<b>34.791</b>	25.373	24.981	28.007	<b>1'53.152</b>	<b>199,3</b>	13:05'07.151
11	35.230	24.985	25.200	28.161	1'53.576	192,2	13:07'00.727
12	35.414	<b>24.837</b>	24.975	28.020	1'53.246	192,5	13:08'53.973
13	35.334	24.873	24.978	28.486	1'53.671	192,9	13:10'47.644
							Race Time 24'39.073

6° 58 I. IGLESIAS (1'53.025)							
Lap	Seg.1	Seg.2	Seg.3	Seg.4	Lap Time	km/h	Local Time
1		25.775	25.325	28.410	1'54.708	193,5	12:48'03.279
2	35.144	25.250	25.179	28.277	1'53.850	194,2	12:49'57.129
3	35.811	25.683	25.100	28.127	1'54.721	188,5	12:51'51.850
4	35.413	25.405	25.021	28.178	1'54.017	192,9	12:53'45.867
5	35.554	25.385	25.193	28.294	1'54.426	197,4	12:55'40.293
6	35.078	<b>24.956</b>	<b>24.889</b>	<b>28.102</b>	<b>1'53.025</b>	196,7	12:57'33.318
7	35.143	25.497	25.159	28.188	1'53.987	196,0	12:59'27.305
8	35.213	25.134	25.185	28.262	1'53.794	194,6	13:01'21.099
9	<b>34.959</b>	25.386	24.985	28.304	1'53.634	201,1	13:03'14.733
10	35.283	25.162	24.976	28.367	1'53.788	198,2	13:05'08.521
11	35.107	26.070	25.594	28.188	1'54.959	<b>201,5</b>	13:07'03.480
12	36.090	25.412	25.596	28.345	1'55.443	189,5	13:08'58.923
13	36.178	25.581	25.717	28.742	1'56.218	188,8	13:10'55.141
							Race Time 24'46.570

4° 20 D. LOUREIRO (1'53.023)							
Lap	Seg.1	Seg.2	Seg.3	Seg.4	Lap Time	km/h	Local Time
1		25.565	25.737	28.320	1'54.962	187,5	12:48'03.533
2	35.194	25.205	25.458	28.692	1'54.549	194,9	12:49'58.082
3	35.163	25.188	25.390	28.378	1'54.119	<b>197,8</b>	12:51'52.201
4	35.240	25.035	25.353	28.488	1'54.116	196,7	12:53'46.317
5	35.242	25.189	25.124	28.140	1'53.695	196,7	12:55'40.012
6	35.565	25.073	25.112	<b>27.926</b>	1'53.676	196,0	12:57'33.688
7	35.320	25.165	25.311	28.204	1'54.000	197,4	12:59'27.688
8	<b>34.970</b>	24.884	<b>24.992</b>	28.177	<b>1'53.023</b>	196,0	13:01'20.711
9	35.265	<b>24.840</b>	25.022	28.410	1'53.537	193,9	13:03'14.248
10	35.176	24.994	25.162	28.568	1'53.900	197,4	13:05'08.148
11	35.068	24.899	25.144	28.471	1'53.582	196,7	13:07'01.730
12	35.286	24.901	25.146	28.316	1'53.649	193,2	13:08'55.379
13	35.511	25.421	25.365	28.722	1'55.019	192,5	13:10'50.398

7° 80 G. MASTROLUCA (1'53.433)							
Lap	Seg.1	Seg.2	Seg.3	Seg.4	Lap Time	km/h	Local Time
1		26.006	25.489	29.429	1'56.239	192,5	12:48'04.810
2	35.481	25.582	25.254	28.624	1'54.941	198,9	12:49'59.751
3	35.293	25.344	25.309	28.348	1'54.294	195,3	12:51'54.045
4	<b>35.132</b>	25.114	25.306	28.461	1'54.013	<b>202,2</b>	12:53'48.058
5	35.334	<b>25.002</b>	<b>24.961</b>	<b>28.136</b>	<b>1'53.433</b>	197,8	12:55'41.491
6	35.349	25.052	25.346	28.918	1'54.665	194,9	12:57'36.156
7	36.274	25.140	25.165	28.440	1'55.019	188,8	12:59'31.175
8	35.778	25.070	25.137	28.255	1'54.240	196,4	13:01'25.415
9	35.764	25.427	25.128	28.460	1'54.779	189,5	13:03'20.194
10	36.063	25.263	25.135	28.506	1'54.967	188,5	13:05'15.161
11	36.156	25.302	25.373	28.398	1'55.229	186,9	13:07'10.390
12	36.079	25.136	25.351	28.477	1'55.043	188,8	13:09'05.433
13	35.975	25.036	25.164	28.239	1'54.414	188,8	13:10'59.847
							Race Time 24'51.276

8° 72 V. STEEMAN (1'54.099)							
Lap	Seg.1	Seg.2	Seg.3	Seg.4	Lap Time	km/h	Local Time
1		26.030	25.450	29.272	1'56.509	<b>198,2</b>	12:48'05.080
2	<b>35.265</b>	25.454	25.123	28.704	1'54.546	197,8	12:49'59.626
3	35.435	25.233	25.103	<b>28.328</b>	<b>1'54.099</b>	195,3	12:51'53.725
4	35.369	25.400	25.333	28.662	1'54.764	195,3	12:53'48.489
5	35.475	25.340	25.306	28.543	1'54.664	194,9	12:55'43.153
6	35.304	25.418	25.316	28.867	1'54.905	<b>198,2</b>	12:57'38.058
7	35.510	25.138	25.224	28.772	1'54.644	195,3	12:59'32.702
8	35.425	<b>25.027</b>	25.212	28.625	1'54.289	196,0	13:01'26.991
9	35.387	25.261	25.368	28.447	1'54.463	196,7	13:03'21.454
10	35.583	25.757	25.188	28.622	1'55.150	194,9	13:05'16.604
11	35.651	25.334	25.368	28.427	1'54.780	192,5	13:07'11.384

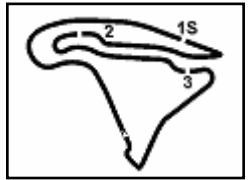
04/09/2021

P = Pits In/Out - C = Lap Time Cancelled

These data/results cannot be reproduced, stored and/or transmitted in whole or in part by any manner of electronic, mechanical, photocopying, recording, broadcasting or otherwise now known or herein after developed without the previous express consent by the copyright owner, except for reproduction in daily press and regular printed publications on sale to the public within 60 days of the event related to those data/results and always provided that copyright symbol appears together as follows below.

© DORNA WSBK ORGANIZATION Srl 2021





## Motul French Round, 3-5 September 2021

### Chronological Analysis Race 1

Magny-Cours 4.411 m

Start at 12:46'08.571

2 / 5

12	35.282	25.528	25.286	28.538	1'54.634	195,3	13:09'06.018	11	35.192			28.512	2'06.433	199,3	13:07'14.824
13	35.451	25.291	<b>25.021</b>	28.383	1'54.146	191,8	13:11'00.164	12	35.929	25.387	25.783	28.463	1'55.562	192,2	13:09'10.386
								13	35.552	25.317	25.308	28.651	1'54.828	194,6	13:11'05.214
								Race Time 24'51.593							

9° 87 T. KAWAKAMI (1'53.930)							
Lap	Seg.1	Seg.2	Seg.3	Seg.4	Lap Time	km/h	Local Time
1		26.013	25.739	29.023	1'57.050	197,4	12:48'05.621
2	35.447	25.521	25.212	28.347	1'54.527	197,1	12:50'00.148
3	35.233	25.290	25.338	28.550	1'54.411	<b>197,8</b>	12:51'54.559
4	35.286	25.154	25.282	28.563	1'54.285	194,9	12:53'48.844
5	<b>35.173</b>	25.143	25.290	28.324	<b>1'53.930</b>	196,4	12:55'42.774
6	35.412	25.589	25.249	<b>28.232</b>	1'54.482	192,2	12:57'37.256
7	35.430	25.463	25.657	28.673	1'55.223	193,5	12:59'32.479
8	35.368	<b>25.069</b>	25.260	29.040	1'54.737	194,6	13:01'27.216
9	35.377	25.268	25.269	28.474	1'54.388	196,0	13:03'21.604
10	35.399	25.628	25.197	28.336	1'54.560	197,4	13:05'16.164
11	35.425	25.672	25.451	28.372	1'54.920	192,5	13:07'11.084
12	35.509	25.718	25.336	28.508	1'55.071	189,1	13:09'06.155
13	35.339	25.393	<b>25.083</b>	28.408	1'54.223	194,6	13:11'00.378
Race Time 24'51.807							

13° 11 A. CARRASCO (1'53.991)							
Lap	Seg.1	Seg.2	Seg.3	Seg.4	Lap Time	km/h	Local Time
1		25.776	25.640	31.796	1'59.311	<b>204,2</b>	12:48'07.882
2	35.374	25.399	25.509	28.974	1'55.256	201,1	12:50'03.138
3	35.363	25.110	<b>25.225</b>	28.293	<b>1'53.991</b>	198,9	12:51'57.129
4	<b>35.233</b>	25.242	25.227	28.461	1'54.163	202,2	12:53'51.292
5	35.612	25.152	25.324	<b>28.221</b>	1'54.309	195,3	12:55'45.601
6	35.726	25.158	25.363	28.361	1'54.608	194,6	12:57'40.209
7	35.919	25.172	25.312	28.366	1'54.769	192,9	12:59'34.978
8	35.841	<b>25.090</b>	25.351	28.390	1'54.672	193,5	13:01'29.650
9	35.471	25.212	25.412	28.360	1'54.455	199,6	13:03'24.105
10	35.835	25.324	25.523	28.518	1'55.200	193,2	13:05'19.305
11	36.453	25.626	25.537	28.349	1'55.965	183,4	13:07'15.270
12	35.537	25.248	25.809	28.302	1'54.896	197,8	13:09'10.166
13	35.752	25.553	25.291	28.715	1'55.311	192,5	13:11'05.477
Race Time 24'56.906							

10° 73 J. PEREZ GONZALEZ (1'53.904)							
Lap	Seg.1	Seg.2	Seg.3	Seg.4	Lap Time	km/h	Local Time
1		26.108	25.554	29.024	1'56.103	196,0	12:48'04.674
2	35.620	25.663	25.024	28.194	1'54.501	193,5	12:49'59.175
3	35.591	24.929	25.190	28.194	<b>1'53.904</b>	191,2	12:51'53.079
4	35.763	25.069	<b>25.018</b>	28.693	1'54.543	191,5	12:53'47.622
5	35.507	25.160	25.235	28.260	1'54.162	<b>197,4</b>	12:55'41.784
6	<b>35.346</b>	<b>24.843</b>	25.449	29.132	1'54.770	<b>197,4</b>	12:57'36.554
7	35.953	25.542	25.447	28.350	1'55.292	192,5	12:59'31.846
8	35.478	25.458	25.278	28.437	1'54.651	194,2	13:01'26.497
9	35.705	25.502	25.061	28.297	1'54.565	193,2	13:03'21.062
10	35.772	25.360	25.247	28.194	1'54.573	190,8	13:05'15.635
11	35.928	25.176	25.703	28.195	1'55.002	190,1	13:07'10.637
12	35.976	25.401	25.339	28.301	1'55.017	187,5	13:09'05.654
13	35.866	25.543	25.264	<b>28.147</b>	1'54.820	188,5	13:11'00.474
Race Time 24'51.903							

14° 77 R. BIJMAN (1'54.158)							
Lap	Seg.1	Seg.2	Seg.3	Seg.4	Lap Time	km/h	Local Time
1		26.530	25.420	29.441	1'58.353	194,9	12:48'06.924
2	35.997	25.483	25.185	28.728	1'55.393	<b>196,7</b>	12:50'02.317
3	<b>35.315</b>	25.386	25.255	<b>28.202</b>	<b>1'54.158</b>	<b>196,7</b>	12:51'56.475
4	35.704	<b>25.040</b>	25.695	28.623	1'55.062	190,1	12:53'51.537
5	35.580	25.248	25.355	28.380	1'54.563	194,9	12:55'46.100
6	35.636	25.368	25.198	28.339	1'54.541	192,2	12:57'40.641
7	35.528	25.378	25.221	28.441	1'54.568	190,8	12:59'35.209
8	35.706	25.213	25.199	28.470	1'54.588	195,3	13:01'29.797
9	35.683	25.153	25.404	28.367	1'54.607	194,6	13:03'24.404
10	35.806	25.289	25.403	28.593	1'55.091	191,8	13:05'19.495
11	36.279	25.743	25.507	28.717	1'56.246	183,7	13:07'15.741
12	35.597	25.126	25.652	28.684	1'55.059	193,9	13:09'10.800
13	35.417	25.504	<b>25.111</b>	28.759	1'54.791	196,0	13:11'05.591
Race Time 24'57.020							

11° 83 M. KAWAKAMI (1'54.055)							
Lap	Seg.1	Seg.2	Seg.3	Seg.4	Lap Time	km/h	Local Time
1		26.128	25.605	28.994	1'56.724	196,7	12:48'05.295
2	35.386	26.001	25.288	28.786	1'55.461	193,9	12:50'00.756
3	35.525	25.214	<b>25.049</b>	28.267	<b>1'54.055</b>	196,7	12:51'54.811
4	<b>35.154</b>	25.189	25.241	28.530	1'54.114	194,6	12:53'48.925
5	35.564	25.205	25.157	28.618	1'54.544	194,2	12:55'43.469
6	35.176	25.381	25.212	28.425	1'54.194	196,7	12:57'37.663
7	35.546	<b>25.034</b>	25.497	28.401	1'54.478	193,5	12:59'32.141
8	35.244	25.233	25.328	28.364	1'54.169	196,0	13:01'26.310
9	35.819	25.303	25.219	<b>28.184</b>	1'54.525	190,5	13:03'20.835
10	35.976	25.542	25.255	28.260	1'55.033	189,1	13:05'15.868
11	35.687	25.355	25.607	28.278	1'54.927	190,8	13:07'10.795
12	35.815	25.832	25.304	28.534	1'55.485	184,3	13:09'06.280
13	35.360	26.420	25.677	29.076	1'56.533	<b>197,1</b>	13:11'02.813
Race Time 24'54.242							

15° 25 D. BERTA VINALES (1'53.505)							
Lap	Seg.1	Seg.2	Seg.3	Seg.4	Lap Time	km/h	Local Time
1		26.155	25.795	28.824	1'57.618	201,1	12:48'06.189
2	35.023	26.305	25.337	28.450	1'55.115	<b>202,6</b>	12:50'01.304
3	35.217	25.732	25.157	<b>28.163</b>	1'54.269	201,1	12:51'55.573
4	35.192	<b>24.991</b>	<b>25.042</b>	28.313	1'53.538	199,3	12:53'49.111
5	35.208	25.129	25.242	28.670	1'54.249	<b>202,6</b>	12:55'43.360
6	<b>34.961</b>	25.114	25.127	28.303	<b>1'53.505</b>	202,2	12:57'36.865
7	35.502	25.490	25.068	28.568	1'54.628	191,8	12:59'31.493
8	35.386	25.314	28.575	28.481	1'57.756	193,5	13:01'29.249
9	35.721	25.170	28.056	28.301	1'57.248	193,2	13:03'26.497
10	35.651	25.221	25.420	28.343	1'54.635	193,2	13:05'21.132
11	35.555	25.169	25.287	28.381	1'54.392	193,2	13:07'15.524
12	35.298	25.427	25.788	28.588	1'55.101	197,8	13:09'10.625
13	35.405	25.578	25.326	28.909	1'55.218	193,2	13:11'05.843
Race Time 24'57.272							

12° 17 K. MEUFFELS (1'52.981)							
Lap	Seg.1	Seg.2	Seg.3	Seg.4	Lap Time	km/h	Local Time
1		26.159	25.619	28.964	1'57.191	198,5	12:48'05.762
2	35.118	25.251	25.177	28.672	1'54.218	202,2	12:49'59.980
3	35.321	25.248	25.066	28.289	1'53.924	203,0	12:51'53.904
4	35.106	25.034	25.012	28.361	1'53.513	201,5	12:53'47.417
5	35.489	25.002	25.056	<b>27.983</b>	1'53.530	195,3	12:55'40.947
6	35.175	<b>24.682</b>	25.094	28.030	<b>1'52.981</b>	198,9	12:57'33.928
7	34.971	25.360	25.506	28.170	1'54.007	198,2	12:59'27.935
8	<b>34.840</b>	25.309	25.090	28.270	1'53.509	<b>204,5</b>	13:01'21.444
9	34.852	25.011	<b>25.009</b>	28.235	1'53.107	203,4	13:03'14.551
10	35.113	25.066	25.152	28.509	1'53.840	199,6	13:05'08.391

16° 59 A. ZANCA (1'54.905)							
Lap	Seg.1	Seg.2	Seg.3	Seg.4	Lap Time	km/h	Local Time
1		27.006	26.872	29.359	2'00.799	<b>199,3</b>	12:48'09.370
2	35.690	25.657	25.372	28.518	1'55.237	196,7	12:50'04.607
3	35.617	26.292	<b>25.225</b>	<b>28.359</b>	1'55.493	198,2	12:52'00.100
4	35.594	25.394	25.412	28.548	1'54.948	195,7	12:53'55.048
5	<b>35.437</b>	25.783	25.544	28.521	1'55.285	198,9	12:55'50.333
6	35.540	25.509	25.461	28.611	1'55.121	196,7	12:57'45.454
7	35.454	25.519	25.459	28.473	<b>1'54.905</b>	193,5	12:59'40.359
8	35.676	<b>25.354</b>	25.649	28.496	1'55.175	193,5	13:01'35.534
9	35.992	25.583	25.245	28.403	1'55.223	193,2	13:03'30.757

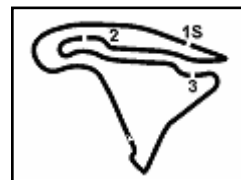
04/09/2021 P = Pits In/Out - C = Lap Time Cancelled

These data/results cannot be reproduced, stored and/or transmitted in whole or in part by any manner of electronic, mechanical, photocopying, recording, broadcasting or otherwise now known or herein after developed without the previous express consent by the copyright owner, except for reproduction in daily press and regular printed publications on sale to the public within 60 days of the event related to those data/results and always provided that copyright symbol appears together as follows below.

© DORNA WSBK ORGANIZATION Srl 2021







## Motul French Round, 3-5 September 2021

### Chronological Analysis Race 1

Magny-Cours 4.411 m

Start at 12:46'08.571

3 / 5

10	35.699	25.576	25.231	28.626	1'55.132	192,9	13:05'25.889	9	35.708	25.640	25.617	28.297	1'55.262	192,5	13:03'28.747
11	35.518	25.630	25.405	28.601	1'55.154	198,2	13:07'21.043	10	35.597	25.327	26.206	28.403	1'55.533	192,2	13:05'24.280
12	35.830	25.686	25.621	28.560	1'55.697	192,5	13:09'16.740	11	36.059	25.398	25.355	31.473	1'58.285	186,9	13:07'22.565
13	35.523	25.712	25.602	28.806	1'55.643	197,1	13:11'12.383	12	35.720	<b>25.159</b>	25.373	28.548	1'54.800	191,5	13:09'17.365
								13	<b>35.288</b>	25.669	25.889	28.693	1'55.539	198,9	13:11'12.904
								Race Time 25'03.812							
Race Time 25'04.333															

17° 26 M. GENNAI (1'54.358)							
Lap	Seg.1	Seg.2	Seg.3	Seg.4	Lap Time	km/h	Local Time
1		26.354	25.977	29.800	1'59.850	<b>201,9</b>	12:48'08.421
2	35.787	25.550	25.455	28.684	1'55.476	198,5	12:50'03.897
3	35.630	26.579	25.446	28.862	1'56.517	198,9	12:52'00.414
4	36.079	25.266	25.222	28.380	1'54.947	193,5	12:53'55.367
5	36.145	25.152	25.259	28.590	1'55.156	192,9	12:55'50.511
6	35.799	25.415	25.190	28.823	1'55.227	195,7	12:57'45.744
7	36.153	25.572	25.208	28.238	1'55.171	190,5	12:59'40.915
8	<b>35.573</b>	<b>25.083</b>	25.268	28.434	<b>1'54.358</b>	195,3	13:01'35.273
9	36.276	25.306	25.240	<b>28.125</b>	1'54.947	194,9	13:03'30.220
10	36.176	25.390	25.127	28.316	1'55.009	190,8	13:05'25.229
11	35.814	25.168	<b>25.098</b>	29.029	1'55.109	189,8	13:07'20.338
12	36.423	25.383	25.397	28.362	1'55.565	188,2	13:09'15.903
13	36.332	25.845	25.724	28.693	1'56.594	188,8	13:11'12.497
Race Time 25'03.926							

21° 52 O. KONIG (1'54.821)							
Lap	Seg.1	Seg.2	Seg.3	Seg.4	Lap Time	km/h	Local Time
1		26.408	25.954	28.945	1'59.094	196,4	12:48'07.665
2	35.578	25.725	25.408	29.176	1'55.887	193,2	12:50'03.552
3	<b>35.544</b>	25.785	25.381	28.567	1'55.277	<b>199,3</b>	12:51'58.829
4	35.603	25.466	25.759	28.563	1'55.391	194,2	12:53'54.220
5	35.665	25.381	<b>25.125</b>	28.650	<b>1'54.821</b>	<b>199,3</b>	12:55'49.041
6	35.992	25.530	25.305	28.876	1'55.703	193,2	12:57'44.744
7	36.271	25.587	25.402	28.616	1'55.876	191,2	12:59'40.620
8	35.920	<b>25.307</b>	25.263	28.628	1'55.118	194,2	13:01'35.738
9	35.890	25.605	25.505	<b>28.528</b>	1'55.528	195,7	13:03'31.266
10	35.951	25.407	25.501	28.566	1'55.425	191,5	13:05'26.691
11	36.245	25.529	25.456	28.888	1'56.118	186,9	13:07'22.809
12	35.871	25.391	25.475	28.636	1'55.373	192,5	13:09'18.182
13	36.220	25.519	25.496	28.571	1'55.806	188,8	13:11'13.988
Race Time 25'05.417							

18° 44 C. STANGE (1'54.652)							
Lap	Seg.1	Seg.2	Seg.3	Seg.4	Lap Time	km/h	Local Time
1		26.514	26.242	29.469	1'59.748	<b>197,8</b>	12:48'08.319
2	<b>35.527</b>	25.566	25.359	28.493	1'54.945	197,4	12:50'03.264
3	35.847	25.497	25.226	28.353	1'54.923	194,6	12:51'58.187
4	35.595	25.893	25.251	28.355	1'55.094	196,7	12:53'53.281
5	35.622	25.478	<b>25.164</b>	28.458	1'54.722	191,8	12:55'48.003
6	35.950	25.359	25.254	<b>28.089</b>	<b>1'54.652</b>	192,5	12:57'42.655
7	35.877	25.355	25.467	28.647	1'55.346	188,2	12:59'38.001
8	35.922	25.696	25.751	28.251	1'55.620	189,5	13:01'33.621
9	35.735	25.588			1'55.506	189,5	13:03'29.127
10	36.019	25.419	25.798	28.398	1'55.634	191,2	13:05'24.761
11	36.360	<b>25.334</b>	25.291	28.713	1'55.698	193,5	13:07'20.459
12	36.299	25.508	25.498	28.262	1'55.567	185,2	13:09'16.026
13	36.203	25.800	25.685	28.937	1'56.625	190,5	13:11'12.651
Race Time 25'04.080							

22° 93 M. GAGGI (1'55.021)							
Lap	Seg.1	Seg.2	Seg.3	Seg.4	Lap Time	km/h	Local Time
1		26.549	25.853	28.911	1'58.860	197,1	12:48'07.431
2	35.826	25.995	25.442	29.082	1'56.345	<b>198,2</b>	12:50'03.776
3	35.822	27.262	25.431	28.603	1'57.118	197,1	12:52'00.894
4	35.847	25.414	<b>25.229</b>	28.531	<b>1'55.021</b>	196,7	12:53'55.915
5	35.872	25.381	25.241	28.529	1'55.023	195,7	12:55'50.938
6	35.784	25.474	25.319	28.552	1'55.129	196,0	12:57'46.067
7	<b>35.776</b>	25.523	25.523	28.561	1'55.383	193,5	12:59'41.450
8	36.078	<b>25.336</b>	25.679	28.625	1'55.718	192,2	13:01'37.168
9	36.244	25.521	25.454	28.690	1'55.909	190,5	13:03'33.077
10	36.367	25.351	25.577	<b>28.522</b>	1'55.817	188,5	13:05'28.894
11	36.028	25.370	25.278	28.837	1'55.513	191,5	13:07'24.407
12	36.270	25.588	25.520	28.709	1'56.087	189,1	13:09'20.494
13	36.390	25.472	25.495	28.758	1'56.115	188,5	13:11'16.609
Race Time 25'08.038							

19° 85 K. SABATUCCI (1'53.946)							
Lap	Seg.1	Seg.2	Seg.3	Seg.4	Lap Time	km/h	Local Time
1		25.338	25.920	28.422	2'03.955	190,5	12:48'12.526
2	35.990	25.562	25.430	28.529	1'55.511	<b>196,4</b>	12:50'08.037
3	36.120	25.949	25.376	28.513	1'55.958	193,9	12:52'03.995
4	35.836	25.025	25.367	29.413	1'55.641	193,9	12:53'59.636
5	35.902	25.077	25.513	28.488	1'54.980	192,5	12:55'54.616
6	35.938	25.042	25.505	28.284	1'54.769	195,7	12:57'49.385
7	36.161	25.103	25.370	28.304	1'54.938	190,1	12:59'44.323
8	35.873	25.006	25.540	28.246	1'54.665	194,2	13:01'38.988
9	36.051	25.081	25.394	<b>28.193</b>	1'54.719	192,5	13:03'33.707
10	35.707	25.135	25.490	28.223	1'54.555	195,3	13:05'28.262
11	36.158	25.113	25.303	28.316	1'54.890	190,5	13:07'23.152
12	<b>35.467</b>	<b>24.970</b>	<b>25.297</b>	28.212	<b>1'53.946</b>	196,0	13:09'17.098
13	35.563	25.488	25.767	28.837	1'55.655	191,2	13:11'12.753
Race Time 25'04.182							

23° 23 S. MARKARIAN (1'54.799)							
Lap	Seg.1	Seg.2	Seg.3	Seg.4	Lap Time	km/h	Local Time
1		26.460	26.017	29.246	1'59.636	<b>204,5</b>	12:48'08.207
2	<b>35.119</b>	25.215	25.706	28.759	<b>1'54.799</b>	201,1	12:50'03.006
3	35.623	25.249	25.468	28.500	1'54.840	201,1	12:51'57.846
4	35.667	26.203	25.579	32.962	2'00.411	194,9	12:53'58.257
5	35.872	25.316	25.483	28.956	1'55.627	192,9	12:55'53.884
6	36.357	25.587	25.462	28.708	1'56.114	189,1	12:57'49.998
7	35.646	25.166	27.085	28.539	1'56.436	193,5	12:59'46.434
8	35.718	<b>25.120</b>	25.566	28.666	1'55.070	193,2	13:01'41.504
9	35.859	25.235	25.995	28.583	1'55.672	191,5	13:03'37.176
10	35.981	25.320	25.417	<b>28.461</b>	1'55.179	191,2	13:05'32.355
11	35.792	26.019	<b>25.374</b>	28.616	1'55.801	193,5	13:07'28.156
12	35.764	25.208	25.674	28.805	1'55.451	193,5	13:09'23.607
13	35.645	25.142	25.435	28.617	1'54.839	192,5	13:11'18.446
Race Time 25'09.875							

20° 41 M. GARCIA (1'54.490)							
Lap	Seg.1	Seg.2	Seg.3	Seg.4	Lap Time	km/h	Local Time
1		26.876	25.485	28.793	1'58.153	<b>200,7</b>	12:48'06.724
2	35.510	25.783	25.476	28.673	1'55.442	198,2	12:50'02.166
3	35.486	27.066	25.264	28.481	1'56.297	196,0	12:51'58.463
4	<b>35.288</b>	26.007	25.744	28.450	1'55.489	198,9	12:53'53.952
5	35.617	25.231	<b>25.253</b>	28.389	<b>1'54.490</b>	196,0	12:55'48.442
6	35.499	25.885	25.332	<b>28.261</b>	1'54.977	193,5	12:57'43.419
7	35.647	25.187	25.410	28.678	1'54.922	193,5	12:59'38.341
8	35.549	25.502	25.761	28.332	1'55.144	193,2	13:01'33.485

24° 35 Y. SAIZ MARQUEZ (1'55.013)							
Lap	Seg.1	Seg.2	Seg.3	Seg.4	Lap Time	km/h	Local Time
1		26.234	25.915	29.433	2'00.222	194,6	12:48'08.793
2	36.164	27.342	26.447	29.117	1'59.070	197,4	12:50'07.863
3	36.364	25.400	25.403	28.555	1'55.722	196,4	12:52'03.585
4	35.894	25.280	<b>25.347</b>	29.400	1'55.921	194,2	12:53'59.506
5	36.004	25.462	25.394	28.579	1'55.439	192,5	12:55'54.945
6	<b>35.745</b>	25.391	25.352	28.805	1'55.293	<b>198,5</b>	12:57'50.238
7	35.825	<b>25.138</b>	25.495	28.555	<b>1'55.013</b>	194,2	12:59'45.251

04/09/2021

P = Pits In/Out - C = Lap Time Cancelled

These data/results cannot be reproduced, stored and/or transmitted in whole or in part by any manner of electronic, mechanical, photocopying, recording, broadcasting or otherwise now known or herein after developed without the previous express consent by the copyright owner, except for reproduction in daily press and regular printed publications on sale to the public within 60 days of the event related to those data/results and always provided that copyright symbol appears together as follows below.

© DORNA WSBK ORGANIZATION Srl 2021

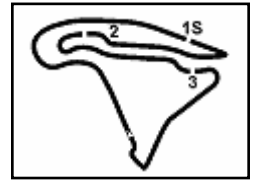


Official Fuel Supplier



FKR PERGOIA TIMING





Magny-Cours 4.411 m

## Motul French Round, 3-5 September 2021

### Chronological Analysis Race 1

4 / 5

Start at 12:46'08.571

8	36.172	25.247	25.391	<b>28.483</b>	1'55.293	190,8	13:01'40.544	7	36.798	25.686	25.639	28.769	1'56.892	183,1	12:59'49.811		
9	36.025	25.209	25.608	28.507	1'55.349	191,2	13:03'35.893	8	36.495	26.298	26.039	29.327	1'58.159	184,6	13:01'47.970		
10	36.246	25.318	25.465	28.579	1'55.608	188,5	13:05'31.501	9	36.126	25.944	25.953	<b>28.693</b>	1'56.716	192,9	13:03'44.686		
11	36.429	25.324	25.378	28.681	1'55.812	186,5	13:07'27.313	10	37.321	26.168	26.049	28.891	1'58.429	179,7	13:05'43.115		
12	36.256	25.290	25.564	28.625	1'55.735	188,5	13:09'23.048	11	37.028	25.879	25.862	29.060	1'57.829	186,9	13:07'40.944		
13	36.298	25.350	25.400	28.498	1'55.546	190,1	13:11'18.594	12	36.645	26.052	25.715	29.459	1'57.871	185,6	13:09'38.815		
								Race Time	25'10.023	13	36.450	25.742	26.100	29.706	1'57.998	185,2	13:11'36.813
								Race Time	25'28.242								

25° 1 J. BUIS (1'53.152)															
Lap	Seg.1	Seg.2	Seg.3	Seg.4	Lap Time	km/h	Local Time								
1		25.556	25.129	<b>27.992</b>	1'53.844	191,8	12:48'02.415								
2	35.556	25.409	25.271	28.218	1'54.454	191,2	12:49'56.869								
3	35.249	25.241	25.054	28.113	1'53.657	196,7	12:51'50.526								
4	35.349	25.125	<b>24.960</b>	28.475	1'53.909	197,4	12:53'44.435								
5	35.102	25.512	25.039	28.657	1'54.310	199,3	12:55'38.745								
6	<b>34.923</b>	25.574	25.296	28.341	1'54.134	200,0	12:57'32.879								
7	34.959	25.511	25.007	28.303	1'53.780	<b>202,2</b>	12:59'26.659								
8	34.940	<b>24.994</b>	25.099	28.119	<b>1'53.152</b>	200,0	13:01'19.811								
9	35.137	25.056	25.083	28.382	1'53.658	198,2	13:03'13.469								
10	35.193	25.282	24.993	28.253	2'22.721	194,9	13:05'36.190								
11	36.165	28.043	27.359	29.647	2'01.214	192,2	13:07'37.404								
12	36.146	26.002	26.155	28.856	1'57.159	191,8	13:09'34.563								
13	36.184	25.586	25.666	28.869	1'56.305	191,5	13:11'30.868								
								Race Time	25'22.297						

29° 15 A. COPPOLA (1'55.980)															
Lap	Seg.1	Seg.2	Seg.3	Seg.4	Lap Time	km/h	Local Time								
1		26.401	26.366	29.238	2'00.650	192,5	12:48'09.221								
2	35.895	25.874	25.370	29.140	1'56.279	194,6	12:50'05.500								
3	36.581	27.794	25.531	29.040	1'58.946	187,8	12:52'04.446								
4	36.329	<b>25.370</b>	25.472	28.816	1'55.987	<b>194,9</b>	12:54'00.433								
5	36.051	25.371	<b>25.321</b>	29.738	1'56.481	193,5	12:55'56.914								
6	37.093	25.407	25.354	28.917	1'56.771	190,8	12:57'53.685								
7	36.005	25.618	25.597	<b>28.760</b>	<b>1'55.980</b>	188,8	12:59'49.665								
8	36.696	25.980	26.044	29.338	1'58.058	183,7	13:01'47.723								
9	36.453	26.119	26.120	29.071	1'57.763	186,5	13:03'45.486								
10	36.541	26.606	26.152	29.500	1'58.799	180,6	13:05'44.285								
11	36.113	25.801	26.074	29.269	1'57.257	192,2	13:07'41.542								
12	36.136	25.640	25.932	29.337	1'57.045	189,1	13:09'38.587								
13	36.677	26.127	25.871	29.960	1'58.635	184,0	13:11'37.222								
								Race Time	25'28.651						

26° 62 A. NEGRIER (1'56.674)															
Lap	Seg.1	Seg.2	Seg.3	Seg.4	Lap Time	km/h	Local Time								
1		26.078	26.163	29.323	2'00.450	194,6	12:48'09.021								
2	<b>35.997</b>	25.917	25.700	29.117	1'56.731	<b>197,1</b>	12:50'05.752								
3	36.345	25.945	<b>25.490</b>	28.894	<b>1'56.674</b>	190,1	12:52'02.426								
4	36.218	25.784	25.585	29.119	1'56.706	193,5	12:53'59.132								
5	36.366	25.765	25.615	29.332	1'57.078	191,8	12:55'56.210								
6	36.535	<b>25.476</b>	25.773	29.117	1'56.901	192,2	12:57'53.111								
7	36.699	25.877	25.825	<b>28.810</b>	1'57.211	186,9	12:59'50.322								
8	36.030	25.937	25.988	29.294	1'57.249	189,1	13:01'47.571								
9	36.461	26.331	25.951	28.869	1'57.611	191,8	13:03'45.182								
10	36.848	26.440	26.302	29.209	1'58.799	178,2	13:05'43.981								
11	36.436	25.956	25.838	29.012	1'57.242	186,9	13:07'41.223								
12	36.408	25.892	25.664	29.253	1'57.217	188,2	13:09'38.440								
13	36.883	26.147	25.706	29.269	1'58.005	187,2	13:11'36.445								
								Race Time	25'27.874						

30° 22 J. ROMERO (1'58.538)															
Lap	Seg.1	Seg.2	Seg.3	Seg.4	Lap Time	km/h	Local Time								
1		26.540	27.179	29.555	2'02.250	<b>198,9</b>	12:48'10.821								
2	<b>37.026</b>	26.209	<b>25.981</b>	29.322	<b>1'58.538</b>	189,8	12:50'09.359								
3	37.400	26.105	26.327	29.460	1'59.292	185,2	12:52'08.651								
4	37.310	26.002	26.258	29.486	1'59.056	184,3	12:54'07.707								
5	37.460	26.077	26.273	29.185	1'58.995	182,7	12:56'06.702								
6	37.399	26.172	26.442	<b>29.120</b>	1'59.133	183,1	12:58'05.835								
7	37.294	26.065	26.329	29.313	1'59.001	179,1	13:00'04.836								
8	37.308	26.004	26.270	29.294	1'58.876	181,8	13:02'03.712								
9	37.333	<b>25.958</b>	26.381	29.623	1'59.295	181,5	13:04'03.007								
10	37.858	26.153	26.227	29.354	1'59.592	179,1	13:06'02.599								
11	37.806	26.280	26.447	29.370	1'59.903	178,2	13:08'02.502								
12	37.660	26.127	26.301	29.267	1'59.355	180,0	13:10'01.857								
13	37.532	26.011	26.442	29.358	1'59.343	180,6	13:12'01.200								
								Race Time	25'52.629						

27° 63 D. PONCET (1'56.248)															
Lap	Seg.1	Seg.2	Seg.3	Seg.4	Lap Time	km/h	Local Time								
1		26.569	26.117	29.882	2'01.621	<b>196,7</b>	12:48'10.192								
2	35.947	25.513	25.845	28.943	<b>1'56.248</b>	<b>196,7</b>	12:50'06.440								
3	35.923	25.781	25.868	<b>28.699</b>	1'56.271	<b>196,7</b>	12:52'02.711								
4	<b>35.815</b>	<b>25.451</b>	25.764	29.558	1'56.588	193,5	12:53'59.299								
5	36.043	26.007	25.736	29.636	1'57.422	193,9	12:55'56.721								
6	36.026	25.750	25.949	28.849	1'56.574	194,9	12:57'53.295								
7	36.345	25.854	25.790	28.836	1'56.825	189,5	12:59'50.120								
8	36.241	26.077	26.061	28.837	1'57.216	184,3	13:01'47.336								
9	36.648	26.219	25.953	28.713	1'57.533	189,8	13:03'44.869								
10	37.118	26.329	26.262	28.818	1'58.527	179,4	13:05'43.396								
11	36.688	25.861	26.097	28.706	1'57.352	186,5	13:07'40.748								
12	36.903	26.206	<b>25.712</b>	29.276	1'58.097	185,2	13:09'38.845								
13	36.401	25.877	25.895	29.565	1'57.738	187,2	13:11'36.583								
								Race Time	25'28.012						

31° 18 I. OFFER (1'59.075)															
Lap	Seg.1	Seg.2	Seg.3	Seg.4	Lap Time	km/h	Local Time								
1		26.840	26.663	29.602	2'02.677	193,5	12:48'11.248								
2	<b>36.705</b>	27.142	<b>26.452</b>	29.627	1'59.926	<b>195,3</b>	12:50'11.174								
3	37.102	26.327	26.847	29.549	1'59.825	186,5	12:52'10.999								
4	37.150	26.198	26.490	29.588	1'59.426	185,6	12:54'10.425								
5	37.169	<b>26.053</b>	26.583	<b>29.270</b>	<b>1'59.075</b>	184,3	12:56'09.500								
6	37.477	26.350	26.547	29.441	1'59.815	185,6	12:58'09.315								
7	37.237	26.399	26.548	29.428	1'59.612	181,2	13:00'08.927								
8	37.481	26.077	26.604	29.436	1'59.598	182,7	13:02'08.525								
9	37.486	26.249	27.045	29.541	2'00.321	181,8	13:04'08.846								
10	37.473	26.243	26.654	29.458	1'59.828	181,8	13:06'08.674								
11	37.559	26.596	26.937	29.600	2'00.692	180,9	13:08'09.366								
12	37.527	26.290	26.702	29.720	2'00.239	180,9	13:10'09.605								
13	37.393	26.340	26.666	29.972	2'00.371	182,1	13:12'09.976								
								Race Time	26'01.405						

28° 55 A. FRAPPOLA (1'55.834)							
Lap	Seg.1	Seg.2	Seg.3	Seg.4	Lap Time	km/h	Local Time
1		26.154	26.741	29.467	2'01.912	192,2	12:48'10.483
2	36.456	25.607	25.942	29.059	1'57.064	192,2	12:50'07.547
3	36.835	25.658	25.735	28.794	1'57.022	191,5	12:52'04.569
4	36.200	25.623	<b>25.507</b>	28.818	1'56.148	190,1	12:54'00.717
5	<b>35.826</b>	25.481	25.544	28.983	<b>1'55.834</b>	<b>198,5</b>	12:55'56.551
6	36.107	<b>25.468</b>	26.044	28.749	1'56.368	190,1	12:57'52.919

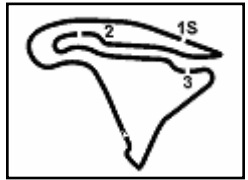
RET 61 Y. OKAYA (1'53.280)							
Lap	Seg.1	Seg.2	Seg.3	Seg.4	Lap Time	km/h	Local Time
1		25.662	25.537	28.604	1'55.309	198,5	12:48'03.880
2	35.005	25.171	25.235	28.306	1'53.717	198,5	12:49'57.597
3	35.362	25.016	25.074	28.347	1'53.799	189,5	12:51'51.396
4	35.032	24.916	<b>24.958</b>	28.374	<b>1'53.280</b>	197,1	12:53'44.676
5	35.087	25.074	24.988	28.748	1'53.897	198,5	12:55'38.573

04/09/2021 P = Pits In/Out - C = Lap Time Cancelled

These data/results cannot be reproduced, stored and/or transmitted in whole or in part by any manner of electronic, mechanical, photocopying, recording, broadcasting or otherwise now known or herein after developed without the previous express consent by the copyright owner, except for reproduction in daily press and regular printed publications on sale to the public within 60 days of the event related to those data/results and always provided that copyright symbol appears together as follows below.

© DORNA WSBK ORGANIZATION Srl 2021





## Motul French Round, 3-5 September 2021

### Chronological Analysis Race 1

Magny-Cours 4.411 m

Start at 12:46'08.571

5 / 5

6	35.034	25.506	24.998	28.373	1'53.911	197,4	12:57'32.484
7	35.039	25.268	25.078	29.144	1'54.529	191,8	12:59'27.013
8	35.128	25.166	24.982	<b>28.254</b>	1'53.530	197,4	13:01'20.543
9	34.950	<b>24.909</b>	25.072	28.396	1'53.327	198,9	13:03'13.870
10	<b>34.879</b>	25.327	25.280	28.362	1'53.848	<b>200,7</b>	13:05'07.718

Race Time 18'59.147

RET 19 V. RODRIGUEZ NUNEZ (1'53.924)							
Lap	Seg.1	Seg.2	Seg.3	Seg.4	Lap Time	km/h	Local Time
1		26.314	25.911	29.021	1'57.426	194,9	12:48'05.997
2	35.387	25.503	25.250	28.521	1'54.661	195,3	12:50'00.658
3	35.415	25.175	<b>25.205</b>	<b>28.269</b>	1'54.064	197,1	12:51'54.722
4	<b>35.033</b>	<b>25.085</b>	25.336	28.470	<b>1'53.924</b>	<b>198,9</b>	12:53'48.646
5	35.300	25.128	25.304	28.279	1'54.011	196,0	12:55'42.657
6	35.544	25.367	25.392	28.600	1'54.903	193,2	12:57'37.560

Race Time 11'28.989

RET 54 B. SOFUOGLU (1'52.961)							
Lap	Seg.1	Seg.2	Seg.3	Seg.4	Lap Time	km/h	Local Time
1		25.640	25.793	28.584	1'55.895	194,6	12:48'04.466
2	<b>35.058</b>	24.926	25.018	28.435	1'53.437	193,2	12:49'57.903
3	35.075	<b>24.854</b>	24.906	28.126	<b>1'52.961</b>	192,5	12:51'50.864
4	35.168	25.110	<b>24.871</b>	28.134	1'53.283	194,9	12:53'44.147
5	35.153	25.017	24.916	28.837	1'53.923	<b>196,7</b>	12:55'38.070
6	35.331	25.198	24.936	28.534	1'53.999	189,1	12:57'32.069
7	35.413	24.914	24.899	28.110	1'53.336	192,9	12:59'25.405
8	35.446	25.009	25.120	28.312	1'53.887	188,5	13:01'19.292
9	35.673	25.159	25.071	<b>28.101</b>	1'54.004	190,1	13:03'13.296

Race Time 17'04.725

RET 7 J. GIMBERT (1'54.525)							
Lap	Seg.1	Seg.2	Seg.3	Seg.4	Lap Time	km/h	Local Time
1		25.898	25.554	28.952	1'56.860	<b>196,0</b>	12:48'05.431
2	35.609	26.275	<b>25.343</b>	28.416	1'55.643	194,2	12:50'01.074
3	<b>35.401</b>	25.939	25.407	28.403	1'55.150	<b>196,0</b>	12:51'56.224
4	35.880	<b>25.010</b>	25.612	28.680	1'55.182	<b>196,0</b>	12:53'51.406
5	35.693	25.032	25.429	<b>28.371</b>	<b>1'54.525</b>	194,2	12:55'45.931

Race Time 9'37.360

RET 21 V. PEREZ SELFA (1'54.678)							
Lap	Seg.1	Seg.2	Seg.3	Seg.4	Lap Time	km/h	Local Time
1		26.586	25.389	28.842	1'57.888	<b>201,5</b>	12:48'06.459
2	<b>35.274</b>	26.118	25.417	28.758	1'55.567	197,8	12:50'02.026
3	35.469	26.843	25.247	28.408	1'55.967	197,4	12:51'57.993
4	35.559	25.873	25.237	28.466	1'55.135	196,0	12:53'53.128
5	35.807	25.349	<b>25.157</b>	28.397	1'54.710	190,1	12:55'47.838
6	35.979	25.224	25.188	<b>28.287</b>	<b>1'54.678</b>	189,8	12:57'42.516
7	36.080	25.231	25.423	28.581	1'55.315	188,5	12:59'37.831
8	36.129	25.265	25.398	28.346	1'55.138	190,5	13:01'32.969
9	36.303	25.450	25.373	28.300	1'55.426	186,5	13:03'28.395

Race Time 17'19.824

RET 2 A. CARRION (1'54.604)							
Lap	Seg.1	Seg.2	Seg.3	Seg.4	Lap Time	km/h	Local Time
1		26.907	25.793	28.741	1'58.475	<b>199,6</b>	12:48'07.046
2	<b>35.274</b>	<b>25.405</b>	<b>25.373</b>	<b>28.552</b>	<b>1'54.604</b>	197,1	12:50'01.650

Race Time 3'53.079

RET 43 H. KHOURI (1'54.941)							
Lap	Seg.1	Seg.2	Seg.3	Seg.4	Lap Time	km/h	Local Time
1		26.377	25.264	29.720	1'58.300	<b>199,6</b>	12:48'06.871
2	36.001	<b>25.293</b>	<b>25.213</b>	<b>28.434</b>	<b>1'54.941</b>	197,4	12:50'01.812

Race Time 3'53.241

RET 79 A. QUINET (1'56.434)							
Lap	Seg.1	Seg.2	Seg.3	Seg.4	Lap Time	km/h	Local Time
1		26.079	26.437	29.837	2'01.443	<b>197,8</b>	12:48'10.014
2	36.188	25.846	26.275	29.334	1'57.643	196,7	12:50'07.657
3	36.754	26.075	25.958	28.876	1'57.663	189,8	12:52'05.320
4	36.222	<b>25.465</b>	25.941	28.853	1'56.481	193,5	12:54'01.801
5	36.185	25.499	26.013	28.970	1'56.667	192,5	12:55'58.468
6	<b>36.164</b>	25.642	<b>25.824</b>	28.804	<b>1'56.434</b>	192,5	12:57'54.902
7	36.371	25.855	26.165	29.106	1'57.497	188,5	12:59'52.399
8	36.739	25.608	26.049	<b>28.683</b>	1'57.079	188,5	13:01'49.478
9	36.466	25.676	25.932	29.131	1'57.205	189,8	13:03'46.683

Race Time 17'38.112

RET 64 H. DE CANCELLIS							
Lap	Seg.1	Seg.2	Seg.3	Seg.4	Lap Time	km/h	Local Time
1		<b>26.031</b>	<b>25.553</b>	<b>29.030</b>	1'56.641	197,8	12:48'05.212

Race Time 1'56.641

RET 28 Y. RUIZ (1'52.980)							
Lap	Seg.1	Seg.2	Seg.3	Seg.4	Lap Time	km/h	Local Time
1		26.127	25.452	29.194	1'57.780	193,5	12:48'06.351
2	35.434	25.373	25.042	28.665	1'54.514	196,7	12:50'00.865
3	35.194	<b>24.892</b>	24.886	28.431	1'53.403	194,2	12:51'54.268
4	34.978	25.328	24.952	28.132	1'53.390	197,8	12:53'47.658
5	35.258	25.088	25.057	28.094	1'53.497	196,0	12:55'41.155
6	35.067	25.051	<b>24.796</b>	<b>28.066</b>	<b>1'52.980</b>	<b>198,9</b>	12:57'34.135
7	<b>34.908</b>	25.345	24.871	28.178	1'53.302	198,5	12:59'27.437
8	35.086	25.264	24.862	28.190	1'53.402	194,2	13:01'20.839

Race Time 15'12.268

RET 53 P. SVOBODA (1'54.978)							
Lap	Seg.1	Seg.2	Seg.3	Seg.4	Lap Time	km/h	Local Time
1		27.032	26.683	29.636	2'01.001	<b>201,1</b>	12:48'09.572
2	35.895	26.359	25.745	28.604	1'56.603	197,4	12:50'06.175
3	35.843	25.686	25.576	28.632	1'55.737	192,2	12:52'01.912
4	35.819	25.376	25.535	28.632	1'55.362	191,2	12:53'57.274
5	35.897	<b>25.225</b>	25.433	28.423	<b>1'54.978</b>	190,1	12:55'52.252
6	35.944	25.462	25.458	28.675	1'55.539	189,1	12:57'47.791
7	36.104	25.457	<b>25.408</b>	28.924	1'55.893	187,5	12:59'43.684

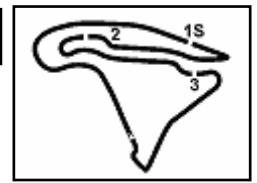
04/09/2021

P = Pits In/Out - C = Lap Time Cancelled

These data/results cannot be reproduced, stored and/or transmitted in whole or in part by any manner of electronic, mechanical, photocopying, recording, broadcasting or otherwise now known or herein after developed without the previous express consent by the copyright owner, except for reproduction in daily press and regular printed publications on sale to the public within 60 days of the event related to those data/results and always provided that copyright symbol appears together as follows below.

© DORNA WSBK ORGANIZATION Srl 2021





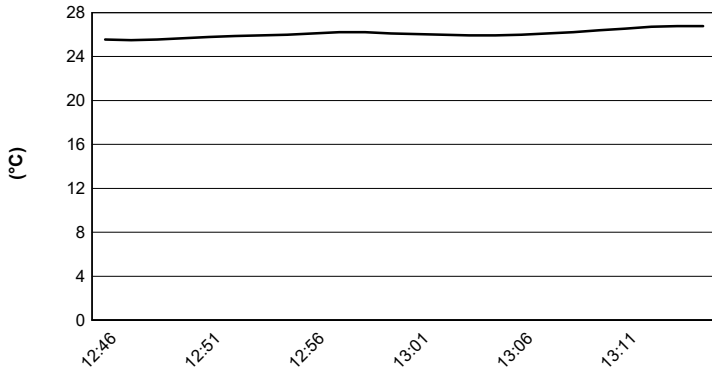
Magny-Cours 4.411 m

## Motul French Round, 3-5 September 2021

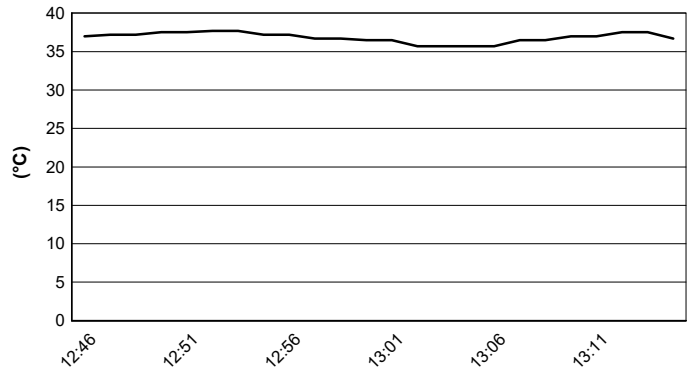
### Weather Report Race 1

Session started 12:46 - Session ended 13:16

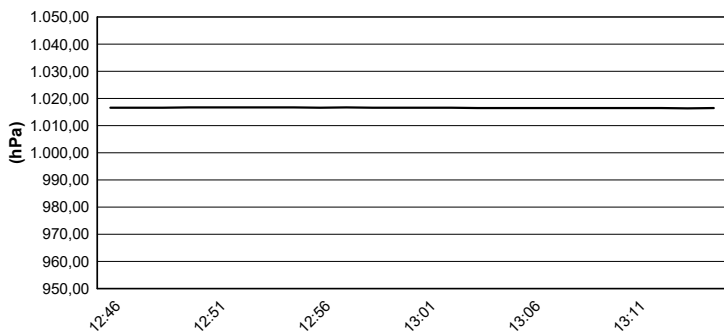
#### Air Temperature



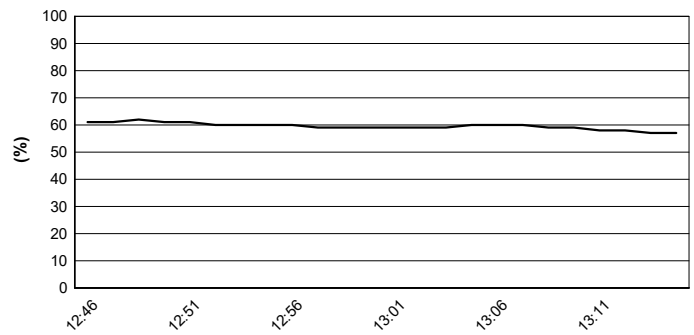
#### Track Temperature



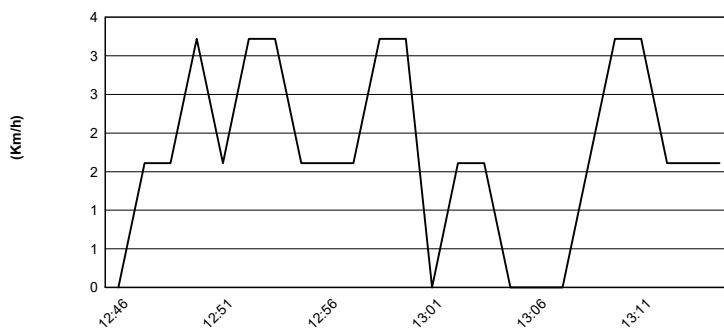
#### Air Pressure



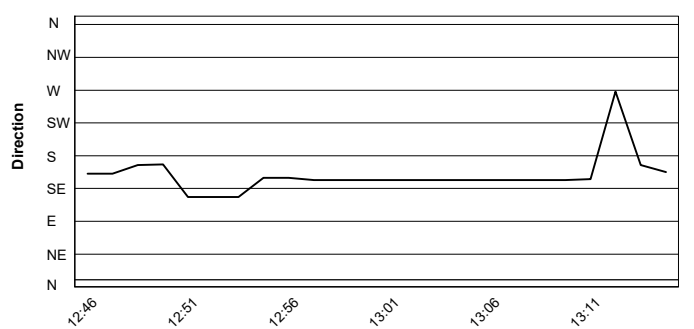
#### Humidity



#### Wind Speed



#### Wind Direction



04/09/2021

These data/results cannot be reproduced, stored and/or transmitted in whole or in part by any manner of electronic, mechanical, photocopying, recording, broadcasting or otherwise now known or herein after developed without the previous express consent by the copyright owner, except for reproduction in daily press and regular printed publications on sale to the public within 60 days of the event related to those data/results and always provided that copyright symbol appears together as follows below.

© DORNA WSBK ORGANIZATION Srl 2021



Official Fuel Supplier

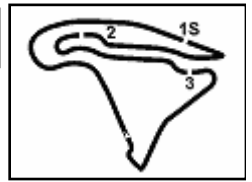


FICR PERUGIA TIMING

Official Tyre Supplier



Official Timekeeper



Magny-Cours 4.411 m

## Motul French Round, 3-5 September 2021 Manufacturers Standings

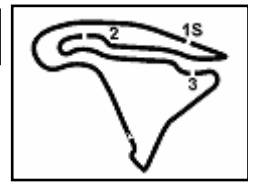
Points	Points From First	Points From Previous	May 23		June 13		July 25		August 8		September 5		September 19		September 26		October 3	
			ARAGON		MISANO		ASSEN		MOST		MAGNY-COURS		BARCELONA		JEREZ		PORTIMAO	
1	KAWASAKI	220	25	25	25	25	25	25	20	25	25							
			1	1	1	1	1	1	1	1	1							
2	YAMAHA	113	107	13	20	11	20	11	9	11	9	9						
				2	2	2	2	2	2	2	2	2						
3	KTM	71	149	42		2	7	8	8	25	13	8						
					3	3	3	3	3	3	3	3						

04/09/2021 First Line: Championship Standings - Second Line: Ranking Progression

These data/results cannot be reproduced, stored and/or transmitted in whole or in part by any manner of electronic, mechanical, photocopying, recording, broadcasting or otherwise now known or herein after developed without the previous express consent by the copyright owner, except for reproduction in daily press and regular printed publications on sale to the public within 60 days of the event related to those data/results and always provided that copyright symbol appears together as follows below.

© DORNA WSBK ORGANIZATION Srl 2021





Magny-Cours 4.411 m

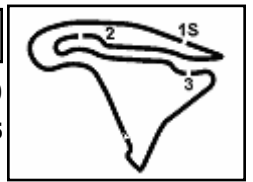
**Motul French Round, 3-5 September 2021**  
**Pirelli Best Lap Award**

Points	Points From First	Points From Previous	May 23	June 13	July 25	August 8	September 5	September 19	September 26	October 3								
			ARAGON	MISANO	ASSEN	MOST	MAGNY-COURS	BARCELONA	JEREZ	PORTIMAO								
1	BOOTH-AMOS Tom (GBR)	2					1	1										
2	KAWAKAMI Meikon (BRA)	2 0	1		1													
3	CARRASCO Ana (ESP)	2 0 0	1	1														
4	HUERTAS Adrian (ESP)	1 1 1					1											
5	MEUFFELS Koen (NED)	1 1 0				1												
6	ORRADRE Unai (ESP)	1 1 0		1														

04/09/2021 First Line: Championship Standings - Second Line: Ranking Progression  
 These data/results cannot be reproduced, stored and/or transmitted in whole or in part by any manner of electronic, mechanical, photocopying, recording, broadcasting or otherwise now known or herein after developed without the previous express consent by the copyright owner, except for reproduction in daily press and regular printed publications on sale to the public within 60 days of the event related to those data/results and always provided that copyright symbol appears together as follows below.  
 © DORNA WSBK ORGANIZATION Srl 2021







## Motul French Round, 3-5 September 2021

### Best Laps & Speed

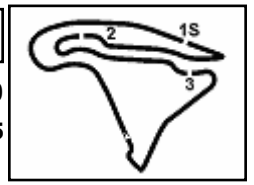
No.	Rider Bike	Nat	Best Lap		FP1		FP2		SP		RC1	
			LL	SPD	LL	SPD	LL	SPD	LL	SPD	LL	SPD
1	99 A. HUERTAS Kawasaki Ninja 400	ESP	<b>1'52.859</b>	46 199,6	2'03.770	13 191,1	<b>1'52.859</b>	11 <b>199,6</b>	1'52.918	9 198,9	1'53.276	13 191,1
2	69 T. BOOTH-AMOS Kawasaki Ninja 400	GBR	<b>1'52.927</b>	42 198,9	2'06.390	7 183,9	1'54.083	12 198,1	1'53.316	10 <b>198,9</b>	<b>1'52.927</b>	13 198,5
3	54 B. SOFUOGLU Yamaha YZF-R3	TUR	<b>1'52.961</b>	31 196,7			1'54.154	13 196,0	1'53.840	9 195,6	<b>1'52.961</b>	9 <b>196,7</b>
4	28 Y. RUIZ Yamaha YZF-R3	ESP	<b>1'52.980</b>	35 198,9	2'05.800	13 190,8	1'54.876	12 196,3	1'55.152	2 195,3	<b>1'52.980</b>	8 <b>198,9</b>
5	17 K. MEUFFELS Kawasaki Ninja 400	NED	<b>1'52.981</b>	44 204,5	2'05.209	11 190,1	1'54.793	11 198,9	1'54.491	9 202,6	<b>1'52.981</b>	13 <b>204,5</b>
6	20 D. LOUREIRO Kawasaki Ninja 400	RSA	<b>1'53.023</b>	49 200,0	2'05.975	13 186,8	1'55.123	14 198,9	1'53.703	9 <b>200,0</b>	<b>1'53.023</b>	13 197,8
7	58 I. IGLESIAS Kawasaki Ninja 400	ESP	<b>1'53.025</b>	47 201,4	2'04.948	13 190,8	1'54.657	12 198,5	1'53.528	9 200,3	<b>1'53.025</b>	13 <b>201,4</b>
8	88 D. MOGEDA Kawasaki Ninja 400	ESP	<b>1'53.126</b>	49 203,3	2'06.454	13 188,4	1'54.656	14 194,6	1'54.089	9 <b>203,3</b>	<b>1'53.126</b>	13 202,2
9	1 J. BUIS Kawasaki Ninja 400	NED	<b>1'53.152</b>	44 202,2	2'04.912	11 192,5	1'53.681	11 200,7	1'53.410	9 200,0	<b>1'53.152</b>	13 <b>202,2</b>
10	46 S. DI SORA Kawasaki Ninja 400	FRA	<b>1'53.152</b>	47 199,2	2'05.051	13 189,1	1'54.245	12 198,5	1'53.417	9 196,7	<b>1'53.152</b>	13 <b>199,2</b>
11	61 Y. OKAYA Kawasaki Ninja 400	JPN	<b>1'53.280</b>	44 200,7	2'05.804	13 188,1	1'55.299	12 <b>200,7</b>	1'53.854	9 199,6	<b>1'53.280</b>	10 <b>200,7</b>
12	80 G. MASTROLUCA Yamaha YZF-R3	ITA	<b>1'53.433</b>	45 202,2	2'04.982	11 190,8	1'54.893	12 198,9	1'53.830	9 198,5	<b>1'53.433</b>	13 <b>202,2</b>
13	25 D. BERTA VINALES Yamaha YZF-R3	ESP	<b>1'53.505</b>	47 202,6	2'08.491	13 187,8	1'56.274	12 199,2	1'54.242	9 200,0	<b>1'53.505</b>	13 <b>202,6</b>
14	73 J. PEREZ GONZALEZ Kawasaki Ninja 400	ESP	<b>1'53.786</b>	48 198,1	2'03.887	13 187,8	1'54.729	13 197,0	<b>1'53.786</b>	9 <b>198,1</b>	1'53.904	13 197,4
15	64 H. DE CANCELLIS Kawasaki Ninja 400	FRA	<b>1'53.920</b>	34 200,3	2'05.336	13 190,1	1'54.750	12 197,4	<b>1'53.920</b>	9 <b>200,3</b>		
16	19 V. RODRIGUEZ NUNEZ Kawasaki Ninja 400	ESP	<b>1'53.924</b>	38 200,3	2'07.031	12 187,8	1'55.684	11 197,4	1'54.348	9 <b>200,3</b>	<b>1'53.924</b>	6 198,9
17	87 T. KAWAKAMI Yamaha YZF-R3	BRA	<b>1'53.930</b>	45 197,8	2'05.154	13 189,4	1'55.525	11 193,2	1'54.668	8 195,3	<b>1'53.930</b>	13 <b>197,8</b>
18	85 K. SABATUCCI Kawasaki Ninja 400	ITA	<b>1'53.946</b>	47 199,6	2'05.318	13 191,1	1'55.324	12 197,8	1'54.870	9 <b>199,6</b>	<b>1'53.946</b>	13 196,3
19	11 A. CARRASCO Kawasaki Ninja 400	ESP	<b>1'53.991</b>	46 204,1	2'05.952	12 187,5	1'55.820	12 197,8	1'54.387	9 199,2	<b>1'53.991</b>	13 <b>204,1</b>
20	83 M. KAWAKAMI Yamaha YZF-R3	BRA	<b>1'54.055</b>	47 198,1	2'06.335	13 190,1	1'55.560	12 <b>198,1</b>	1'54.395	9 194,6	<b>1'54.055</b>	13 197,0
21	72 V. STEEMAN KTM RC 390 R	NED	<b>1'54.076</b>	45 198,9	2'04.481	12 188,1	1'54.821	11 <b>198,9</b>	<b>1'54.076</b>	9 198,5	1'54.099	13 198,1
22	77 R. BIJMAN Yamaha YZF-R3	NED	<b>1'54.158</b>	45 198,5	2'06.459	12 187,5	1'55.362	11 197,4	1'54.638	9 <b>198,5</b>	<b>1'54.158</b>	13 196,7
23	43 H. KHOURI Kawasaki Ninja 400	AUS	<b>1'54.169</b>	35 199,6	2'05.150	12 188,8	<b>1'54.169</b>	13 197,8	1'54.729	8 198,9	1'54.941	2 <b>199,6</b>
24	26 M. GENNAI Yamaha YZF-R3	ITA	<b>1'54.358</b>	48 201,8	2'06.275	13 193,9	1'56.091	13 190,8	1'55.392	9 199,2	<b>1'54.358</b>	13 <b>201,8</b>
25	41 M. GARCIA Kawasaki Ninja 400	ESP	<b>1'54.490</b>	47 200,7	2'05.091	13 188,4	1'55.089	12 197,0	1'54.741	9 199,6	<b>1'54.490</b>	13 <b>200,7</b>

04/09/2021

These data/results cannot be reproduced, stored and/or transmitted in whole or in part by any manner of electronic, mechanical, photocopying, recording, broadcasting or otherwise now known or herein after developed without the previous express consent by the copyright owner, except for reproduction in daily press and regular printed publications on sale to the public within 60 days of the event related to those data/results and always provided that copyright symbol appears together as follows below.

© DORNA WSBK ORGANIZATION Srl 2021





## Motul French Round, 3-5 September 2021

### Best Laps & Speed

No.	Rider Bike	Nat	Best Lap		FP1		FP2		SP		RC1	
			LL	SPD	LL	SPD	LL	SPD	LL	SPD	LL	SPD
26	7 J. GIMBERT Kawasaki Ninja 400	FRA	<b>1'54.525</b>	37 198,9	2'07.378	12 188,8	1'55.135	12 194,2	1'54.559	8 <b>198,9</b>	5 196,0	<b>1'54.525</b>
27	2 A. CARRION Kawasaki Ninja 400	ESP	<b>1'54.604</b>	36 203,0	2'07.091	13 190,1	1'55.271	12 197,4	1'54.785	9 <b>203,0</b>	2 199,6	<b>1'54.604</b>
28	44 C. STANGE Kawasaki Ninja 400	GER	<b>1'54.652</b>	43 199,2	2'07.076	10 176,4	1'56.095	11 191,1	1'55.225	9 <b>199,2</b>	13 197,8	<b>1'54.652</b>
29	21 V. PEREZ SELFA Yamaha YZF-R3	ESP	<b>1'54.678</b>	29 201,4	2'10.140	3 187,8	1'55.244	11 198,5	1'55.226	6 195,6	9 <b>201,4</b>	<b>1'54.678</b>
30	93 M. GAGGI Yamaha YZF-R3	ITA	<b>1'54.786</b>	47 198,1	2'06.406	13 187,1	1'56.279	12 193,5	<b>1'54.786</b>	9 194,9	13 <b>198,1</b>	1'55.021
31	59 A. ZANCA Kawasaki Ninja 400	ITA	<b>1'54.787</b>	47 199,6	2'06.336	13 190,1	1'55.959	12 <b>199,6</b>	<b>1'54.787</b>	9 198,9	13 199,2	1'54.905
32	23 S. MARKARIAN Kawasaki Ninja 400	FRA	<b>1'54.799</b>	42 204,5	2'06.702	9 185,2	1'56.017	12 190,8	1'55.497	8 197,0	13 <b>204,5</b>	<b>1'54.799</b>
33	52 O. KONIG Kawasaki Ninja 400	CZE	<b>1'54.821</b>	47 199,2	2'06.436	13 189,8	1'56.560	12 193,2	1'55.274	9 197,0	13 <b>199,2</b>	<b>1'54.821</b>
34	53 P. SVOBODA Yamaha YZF-R3	CZE	<b>1'54.978</b>	37 201,1	2'09.800	10 186,5	1'55.682	12 196,7	1'55.136	7 194,2	8 <b>201,1</b>	<b>1'54.978</b>
35	35 Y. SAIZ MARQUEZ Yamaha YZF-R3	ESP	<b>1'55.013</b>	45 198,5	2'07.029	13 185,5	1'56.927	12 187,8	1'56.015	7 194,9	13 <b>198,5</b>	<b>1'55.013</b>
36	15 A. COPPOLA Yamaha YZF-R3	ITA	<b>1'55.603</b>	44 196,7	2'07.208	12 189,4	1'55.800	10 <b>196,7</b>	<b>1'55.603</b>	9 <b>196,7</b>	13 194,9	1'55.980
37	55 A. FRAPPOLA Kawasaki Ninja 400	ITA	<b>1'55.834</b>	42 198,5	2'08.619	11 179,7	1'58.751	12 191,8	1'57.885	6 193,5	13 <b>198,5</b>	<b>1'55.834</b>
38	63 D. PONCET Kawasaki Ninja 400	FRA	<b>1'56.224</b>	46 196,7	2'06.490	12 183,3	1'57.187	12 193,9	<b>1'56.224</b>	9 195,3	13 <b>196,7</b>	1'56.248
39	62 A. NEGRIER Yamaha YZF-R3	FRA	<b>1'56.316</b>	42 197,0	2'05.269	11 185,2	1'59.043	9 182,1	<b>1'56.316</b>	9 194,9	13 <b>197,0</b>	1'56.674
40	79 A. QUINET Yamaha YZF-R3	FRA	<b>1'56.350</b>	42 200,3	2'12.693	11 184,9	1'58.258	13 191,8	<b>1'56.350</b>	9 <b>200,3</b>	9 197,8	1'56.434
41	22 J. ROMERO Kawasaki Ninja 400	ARG	<b>1'58.057</b>	45 198,9	2'08.900	12 186,5	1'58.767	12 189,4	<b>1'58.057</b>	8 194,6	13 <b>198,9</b>	1'58.538
42	18 I. OFFER Kawasaki Ninja 400	GBR	<b>1'59.075</b>	37 195,3	2'22.223	7 176,1	2'03.749	8 184,6	1'59.383	9 189,8	13 <b>195,3</b>	<b>1'59.075</b>
43	70 M. DUARTE Yamaha YZF-R3	POR	<b>2'01.574</b>	28 190,1	2'13.818	12 182,1	2'04.381	7 183,3	<b>2'01.574</b>	9 <b>190,1</b>		
44	97 F. PALAZZI Yamaha YZF-R3	ITA	<b>2'08.229</b>	7 190,1	<b>2'08.229</b>	7 <b>190,1</b>						

04/09/2021

These data/results cannot be reproduced, stored and/or transmitted in whole or in part by any manner of electronic, mechanical, photocopying, recording, broadcasting or otherwise now known or herein after developed without the previous express consent by the copyright owner, except for reproduction in daily press and regular printed publications on sale to the public within 60 days of the event related to those data/results and always provided that copyright symbol appears together as follows below.

© DORNA WSBK ORGANIZATION Srl 2021

