

Magny-Cours 4.411 m

1 / 2

Motul French Round, 3-5 September 2021

Results Race 2

Laps 13 = 57,343 Km - Time of Race 24'51.985 - Avg. 138,363 km/h

Pos	Grid	No. Rider	Nat	Team	Bike	LL	Gap	Rel.	Fastest Lap	Speed	Qualifying	Speed
1	1	99 A. HUERTAS	ESP	MTM Kawasaki	Kawasaki Ninja 400	13			1'53.954	196,7	1'52.918	198,9
2	2	69 T. BOOTH-AMOS	GBR	Fusport - Rt Motorsports by SKM Kawasaki	Kawasaki Ninja 400	13	0.326	0.326	1'53.931	193,5	1'53.316	198,9
3	3	1 J. BUIS	NED	MTM Kawasaki	Kawasaki Ninja 400	13	0.446	0.120	1'53.707	197,8	1'53.410	200,0
4	14	25 D. BERTA VINALES	ESP	Vinales Racing Team	Yamaha YZF-R3	13	0.892	0.446	1'53.717	204,2	1'54.242	200,0
5	10	61 Y. OKAYA	JPN	MTM Kawasaki	Kawasaki Ninja 400	13	1.056	0.164	1'53.717	204,2	1'53.854	199,6
6	8	80 G. MASTROLUCA	ITA	ProGP Racing	Yamaha YZF-R3	13	1.584	0.528	1'53.902	200,7	1'53.830	198,5
7	28	28 Y. RUIZ	ESP	Yamaha MS Racing	Yamaha YZF-R3	13	1.805	0.221	1'53.931	198,9	1'55.152	195,3
8	5	58 I. IGLESIAS	ESP	SMW Racing	Kawasaki Ninja 400	13	2.050	0.245	1'54.145	199,3	1'53.528	200,4
9	6	20 D. LOUREIRO	RSA	Fusport - Rt Motorsports by SKM Kawasaki	Kawasaki Ninja 400	13	4.412	2.362	1'54.032	196,0	1'53.703	200,0
10	13	88 D. MOGEDA	ESP	Team#109 Kawasaki	Kawasaki Ninja 400	13	4.665	0.253	1'54.372	203,0	1'54.089	203,4
11	16	11 A. CARRASCO	ESP	Kawasaki Provec WorldSSP300	Kawasaki Ninja 400	13	5.001	0.336	1'54.343	202,6	1'54.387	199,3
12	4	46 S. DI SORA	FRA	Leader Team Flembbo	Kawasaki Ninja 400	13	5.077	0.076	1'54.332	199,3	1'53.417	196,7
13	12	72 V. STEEMAN	NED	Freudenberg KTM WorldSSP Team	KTM RC 390 R	13	5.360	0.283	1'54.282	200,4	1'54.076	198,5
14	32	26 M. GENNAI	ITA	Team BRcorse	Yamaha YZF-R3	13	12.952	7.592	1'54.765	196,7	1'55.392	199,3
15	23	41 M. GARCIA	ESP	Prodina Team WorldSSP300	Kawasaki Ninja 400	13	13.452	0.500	1'54.809	201,5	1'54.741	199,6
16	20	77 R. BIJMAN	NED	Machado CAME SBK	Yamaha YZF-R3	13	13.514	0.062	1'54.555	200,4	1'54.638	198,5
17	41	85 K. SABATUCCI	ITA	Kawasaki GP Project	Kawasaki Ninja 400	13	13.739	0.225	1'54.150	199,3	1'54.870	199,6
18	27	53 P. SVOBODA	CZE	WRP Wepol Racing	Yamaha YZF-R3	13	13.893	0.154	1'54.771	200,0	1'55.136	194,2
19	26	59 A. ZANCA	ITA	Kawasaki GP Project	Kawasaki Ninja 400	13	14.145	0.252	1'54.608	198,9	1'54.787	198,9
20	24	2 A. CARRION	ESP	Kawasaki GP Project	Kawasaki Ninja 400	13	14.332	0.187	1'54.404	200,0	1'54.785	203,0
21	33	23 S. MARKARIAN	FRA	Leader Team Flembbo	Kawasaki Ninja 400	13	14.619	0.287	1'54.943	203,8	1'55.497	197,1
22	31	52 O. KONIG	CZE	Movisio by MIE	Kawasaki Ninja 400	13	14.726	0.107	1'55.136	206,1	1'55.274	197,1
23	19	7 J. GIMBERT	FRA	OUTDO TPR Team Pedercini Racing	Kawasaki Ninja 400	13	19.469	4.743	1'55.506	197,4	1'54.559	198,9
24	34	15 A. COPPOLA	ITA	Team Trasimeno	Yamaha YZF-R3	13	20.023	0.554	1'54.573	198,5	1'55.603	196,7
25	35	35 Y. SAIZ MARQUEZ	ESP	Vinales Racing Team	Yamaha YZF-R3	13	20.173	0.150	1'54.629	196,7	1'56.015	194,9
26	15	19 V. RODRIGUEZ NUNEZ	ESP	Accolade Smrz Racing	Kawasaki Ninja 400	13	32.945	12.772	1'55.777	198,2	1'54.348	200,4
27	37	79 A. QUINET	FRA	Machado CAME SBK	Yamaha YZF-R3	13	35.974	3.029	1'56.450	197,8	1'56.350	200,4
28	42	62 A. NEGRIER	FRA	Alexy Moto Racing	Yamaha YZF-R3	13	36.423	0.449	1'56.443	191,2	1'56.316	194,9
29	38	55 A. FRAPPOLA	ITA	Chiodo Moto Racing	Kawasaki Ninja 400	13	36.605	0.182	1'56.545	192,2	1'57.885	193,5
30	29	44 C. STANGE	GER	2R Racing	Kawasaki Ninja 400	13	38.746	2.141	1'55.624	201,9	1'55.225	199,3
31	39	22 J. ROMERO	ARG	SMW Racing	Kawasaki Ninja 400	13	52.722	13.976	1'57.395	191,8	1'58.057	194,6
32	36	63 D. PONCET	FRA	PMT Evolution	Kawasaki Ninja 400	13	1'02.001	9.279	1'56.365	198,2	1'56.224	195,3
33	40	18 I. OFFER	GBR	SMW Racing	Kawasaki Ninja 400	13	1'09.632	7.631	1'59.238	197,1	1'59.383	189,8

-----Not Classified-----

RET	21	87 T. KAWAKAMI	BRA	AD78 Team Brasil by MS Racing	Yamaha YZF-R3	12	1 Lap		1'53.744	198,5	1'54.668	195,3
RET	9	54 B. SOFUOGLU	TUR	Biblion Yamaha Motoxrcing	Yamaha YZF-R3	11	2 Laps		1'54.279	198,2	1'53.840	195,7
RET	7	73 J. PEREZ GONZALEZ	ESP	Accolade Smrz Racing	Kawasaki Ninja 400	9	4 Laps		1'53.943	197,8	1'53.786	198,2
RET	30	21 V. PEREZ SELFA	ESP	Machado CAME SBK	Yamaha YZF-R3	7	6 Laps		1'54.907	197,4	1'55.226	195,7
RET	11	64 H. DE CANCELLIS	FRA	Prodina Team WorldSSP300	Kawasaki Ninja 400	5	8 Laps		1'54.143	201,5	1'53.920	200,4
RET	18	17 K. MEUFFELS	NED	MTM Kawasaki	Kawasaki Ninja 400	3	10 Laps		1'54.998	201,9	1'54.491	202,6
RET	25	93 M. GAGGI	ITA	Biblion Yamaha Motoxrcing	Yamaha YZF-R3	2	11 Laps		1'56.514	198,5	1'54.786	194,9
RET	17	83 M. KAWAKAMI	BRA	AD78 Team Brasil by MS Racing	Yamaha YZF-R3	2	11 Laps			198,2	1'54.395	194,6
RET	22	43 H. KHOURI	AUS	Fusport - Rt Motorsports by SKM Kawasaki	Kawasaki Ninja 400	0				196,4	1'54.729	198,9

AIR	Humidity:	44%	Temp:	28°C
TRACK	Condition:	Dry	Temp:	43°C

Records	Pole (SP)	2021	A.Huertas	1'52.918	140,63 Km/h
	Race (RC1)	2021	T.Booth-Amos	1'52.927	140,62 Km/h
	All Times (FP2)	2021	A.Huertas	1'52.859	140,70 Km/h
Race Fastest Lap		Lap 12	J.Buis	1'53.707	139,65 Km/h

05/09/2021 Start 15:16 End 15:42 The results are provisional until the end of the time limit for protests and appeals and the completion of the technical checks.

These data/results cannot be reproduced, stored and/or transmitted in whole or in part by any manner of electronic, mechanical, photocopying, recording, broadcasting or otherwise now known or herein after developed without the previous express consent by the copyright owner, except for reproduction in daily press and regular printed publications on sale to the public within 60 days of the event related to those data/results and always provided that copyright symbol appears together as follows below.

© DORNA WSBK ORGANIZATION Srl 2021



Official Fuel Supplier

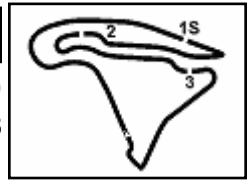


PIRELLI

Official Tyre Supplier



Official Timekeeper



Motul French Round, 3-5 September 2021 Results Race 2

LAP LEADERS

No.	Rider	From	To	Laps	Total
20	D. LOUREIRO	1	1	1	1
99	A. HUERTAS	2	4	3	
69	T. BOOTH-AMOS	5	5	1	1
99	A. HUERTAS	6	7	2	
1	J. BUIS	8	8	1	1
99	A. HUERTAS	9	11	3	
25	D. BERTA VINALES	12	12	1	1
99	A. HUERTAS	13	13	1	9

TOTAL LEADER LAPS

No.	Rider	Laps
99	A. HUERTAS	43
69	T. BOOTH-AMOS	33
72	V. STEEMAN	16
1	J. BUIS	15
64	H. DE CANCELLIS	9
17	K. MEUFFELS	4
10	U. ORRADRE	3
54	B. SOFUOGLU	3
61	Y. OKAYA	2
11	A. CARRASCO	1
20	D. LOUREIRO	1
25	D. BERTA VINALES	1
46	S. DI SORA	1
52	O. KONIG	1

Race Highlights

Time	No. Rider	Description
15.16.03		Start
15.17.11	73 Perez Gonzalez	Double Long Lap Penalty - Irresponsible Riding
15.17.42	44 Stange	Crashed - Turn 13
15.18.01	43 Khouri	Crashed - Turn 11
15.18.07	44 Stange	Re-joined
15.18.44	43 Khouri	Not Actively Competing
15.19.56	83 Kawakami	Entered Pits
15.20.18		No Jump Start
15.21.39	93 Gaggi	Crashed - Turn 13
15.22.37	93 Gaggi	Not Actively Competing
15.22.47	17 Meuffels	Crashed - Turn 5
15.22.52	17 Meuffels	Not Actively Competing
15.24.54	83 Kawakami	Exited Pits
15.25.00	73 Perez Gonzalez	1x Long Lap Penalty Completed
15.26.35	64 De Cancellis	Technical Problem - Turn 6
15.26.38	83 Kawakami	Not Actively Competing
15.26.42	64 De Cancellis	Not Actively Competing
15.31.23		2/3 of Race Distance Completed
15.31.35	21 Perez Selfa	Technical Problem - Turn 13
15.33.38	73 Perez Gonzalez	Ride Through
15.35.24	73 Perez Gonzalez	Crashed - Turn 17
15.35.29	73 Perez Gonzalez	Not Actively Competing
15.36.36	21 Perez Selfa	Not Actively Competing
15.37.45	54 Sofuoglu	Crashed - Turn 5
15.37.55	54 Sofuoglu	Re-joined
15.39.18	54 Sofuoglu	Entered Pits
15.39.27	54 Sofuoglu	Retired
15.39.50	87 Kawakami	Technical Problem - Turn 5
15.39.56	87 Kawakami	Not Actively Competing
15.41.42	63 Poncet	Crashed - Turn 15
15.41.45	63 Poncet	Re-joined
15.42.14		End Of Session

05/09/2021 Start 15:16 End 15:42 The results are provisional until the end of the time limit for protests and appeals and the completion of the technical checks.

These data/results cannot be reproduced, stored and/or transmitted in whole or in part by any manner of electronic, mechanical, photocopying, recording, broadcasting or otherwise now known or herein after developed without the previous express consent by the copyright owner, except for reproduction in daily press and regular printed publications on sale to the public within 60 days of the event related to those data/results and always provided that copyright symbol appears together as follows below.

© DORNA WSBK ORGANIZATION Srl 2021



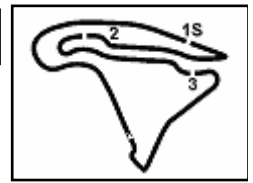
Official Fuel Supplier



Official Tyre Supplier



Official Timekeeper



Magny-Cours 4.411 m

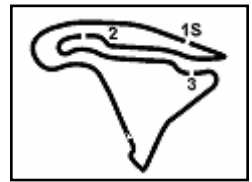
1 / 2

Motul French Round, 3-5 September 2021 Championship Standings

Points	Points From First	Points From Previous	May 23		June 13		July 25		August 8		September 5		September 19		September 26		October 3	
			ARAGON	MISANO	ASSEN	MOST	MAGNY-COURS	BARCELONA	JEREZ	PORTIMAO								
1 HUERTAS Adrian (ESP)	179		25 16 1 2	25 6 1 1	25 11 1 1	10 11 1 1	25 25 1 1											
2 BOOTH-AMOS Tom (GBR)	158	21	20 25 2 1	20 2 2 2	25 2 2 2	8 20 2 2	20 20 2 2											
3 BUIS Jeffrey (NED)	102	77 56	10 4 6 8	9 9 11 9	16 13 6 4	9 25 4 3	16 16 4 3											
4 DI SORA Samuel (FRA)	97	82 5	11 8 5 5	16 6 8 6	13 16 3 3	13 16 3 4	16 4 3 4											
5 STEEMAN Victor (NED)	74	105 23		2 7 21 18	8 8 15 13	25 13 7 5	8 3 5 5											
6 OKAYA Yuta (JPN)	68	111 6	16 13 3 4	13 3 3 3	10 4 4 4	5 7 5 7	11 6 8 6											
7 DE CANCELLIS Hugo (FRA)	62	117 6	4 9 12 9	16 5 5 8	20 11 11 6	7 6 6 6	6 7 6 7											
8 MEUFFELS Koen (NED)	58	121 4	8 8 8 11	5 4 12 12	20 7 8 7	2 8 8 8	4 8 7 8											
9 CARRASCO Ana (ESP)	51	128 7	5 11 11 7	1 25 9 3	1 4 4 8	3 5 9 9	5 9 10 9											
10 LOUREIRO Dorren (RSA)	51	128 0	1 5 15 13	11 18 12 12	9 5 12 12	13 7 14 17	7 9 11 9											
11 KAWAKAMI Meikon (BRA)	48	131 3	6 13 9 5	11 20 9 5	6 8 8 8	5 9 9 9	11 11 9 11											
12 CARRION Alejandro (ESP)	41	138 7			5 26 26 26	20 16 16 11	12 12 12 12											
13 MASTROLUCA Gabriele (ITA)	41	138 0		13 14 16 17	4 16 19 18	5 9 18 12	10 10 18 12											
14 KAWAKAMI Ton (BRA)	41	138 0	9 10 7 5	4 6 6 9	7 2 10 11	2 7 12 14	12 12 12 12											
15 ORRADRE Unai (ESP)	39	140 2	13 20 4 3	4 7	6 6 6 10	11 12	14 15											
16 KONIG Oliver (CZE)	37	142 2		8 20 17 18	3 17 15 13	16 10 15 13	15 16 15 16											
17 GENNAI Mirko (ITA)	36	143 1		10 13 15 15	9 19 16 16	6 9 16 14	2 17 16 17											
18 SOFUOGLU Bahattin (TUR)	32	147 4		10 15 13 14	11 13 12 16	11 12 17 18												
19 IERACI Bruno (ITA)	21	158 11	6 7 10 9	8 7 7 11	13 14	18 19	19 19											
20 IGLESIAS Inigo (ESP)	20	159 1	2 14 17 17	21 25 27 28	29 30	10 8 22 20												
21 PEREZ GONZALEZ Jose Luis (ESP)	18	161 2	3 16 20 20	5 20 23 23	4 20 20 21	6 21 20 21												
22 MOGEDA Daniel (ESP)	17	162 1				11 6 24 22												
23 BERTA VINALES Dean (ESP)	14	165 3				1 13 35 23												
24 RODRIGUEZ NUNEZ Victor (ESP)	13	166 1		6 18 24 24	25 25	7 26 20 24												

05/09/2021 First Line: Championship Standings - Second Line: Ranking Progression
 These data/results cannot be reproduced, stored and/or transmitted in whole or in part by any manner of electronic, mechanical, photocopying, recording, broadcasting or otherwise now known or herein after developed without the previous express consent by the copyright owner, except for reproduction in daily press and regular printed publications on sale to the public within 60 days of the event related to those data/results and always provided that copyright symbol appears together as follows below.
 © DORNA WSBK ORGANIZATION Srl 2021





Magny-Cours 4.411 m

1 / 4

Motul French Round, 3-5 September 2021

Lap Chart Race 2

	Lap												
	1	2	3	4	5	6	7	8	9	10	11	12	13
1	20	99	99	99	69	99	99	1	99	99	99	25	99
2	46	69	69	69	99	69	69	99	69	69	69	61	69
3	1	54	1	1	54	1	54	69	1	54	61	69	1
4	69	46	54	54	1	54	61	61	61	61	25	87	25
5	99	1	20	20	64	61	1	54	54	25	54	99	61
6	54	20	64	64	46	80	80	58	58	87	87	1	80
7	73	64	46	73	61	58	58	87	25	1	1	28	28
8	58	73	73	46	20	46	87	80	87	58	28	80	58
9	64	58	87	61	80	20	46	25	80	80	80	58	20
10	80	88	61	87	58	87	20	20	46	28	58	20	88
11	88	61	58	58	87	88	25	46	28	20	88	46	11
12	61	87	88	88	88	28	88	88	20	88	20	88	46
13	72	80	80	80	28	25	28	28	88	72	72	11	72
14	7	28	28	28	25	11	11	11	72	46	46	72	26
15	87	11	72	25	11	72	72	72	11	11	11	26	41
16	11	72	11	72	72	73	73	73	26	26	41	77	77
17	17	7	17	11	73	26	26	26	41	41	77	85	85
18	83	17	25	26	26	77	77	23	23	23	23	23	53
19	28	25	7	53	77	53	53	53	77	77	53	53	59
20	19	77	77	7	53	23	52	77	41	53	77	85	2
21	26	23	26	41	7	52	23	41	53	52	59	59	23
22	25	26	23	77	52	41	41	52	52	59	52	2	52
23	23	41	41	52	41	7	7	59	59	2	85	52	7
24	2	53	53	23	23	59	59	7	7	85	2	7	15
25	41	52	52	59	59	85	2	85	85	7	7	15	35
26	77	93	59	85	85	2	85	2	2	35	35	35	19
27	52	59	19	15	2	21	21	15	15	15	15	19	79
28	93	19	21	2	21	15	15	35	35	19	19	62	62
29	53	21	85	19	15	35	35	19	19	63	63	63	55
30	59	35	15	21	19	19	19	63	63	62	62	79	44
31	63	15	2	35	35	63	63	62	62	79	79	55	22
32	55	85	35	63	63	55	62	79	79	55	55	44	63
33	21	63	63	55	55	62	79	55	55	44	44	22	18
34	35	55	55	22	62	79	55	22	44	22	22	18	
35	15	22	22	62	79	22	22	44	22	18	18		
36	22	2	79	79	22	44	44	18	18				
37	79	79	62	18	44	18	18						
38	18	18	18	44	18								
39	85	62	44										
40	62	83											
41	44	44											

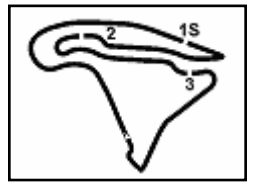
Final Result		
1	99 A. HUERTAS	Laps 13
2	69 T. BOOTH-AMOS	0.326
3	1 J. BUIS	0.446
4	25 D. BERTA VINALES	0.892
5	61 Y. OKAYA	1.056
6	80 G. MASTROLUCA	1.584
7	28 Y. RUIZ	1.805
8	58 I. IGLESIAS	2.050
9	20 D. LOUREIRO	4.412
10	88 D. MOGEDA	4.665
11	11 A. CARRASCO	5.001
12	46 S. DI SORA	5.077
13	72 V. STEEMAN	5.360
14	26 M. GENNAI	12.952
15	41 M. GARCIA	13.452
16	77 R. BIJMAN	13.514
17	85 K. SABATUCCI	13.739
18	53 P. SVOBODA	13.893
19	59 A. ZANCA	14.145
20	2 A. CARRION	14.332
21	23 S. MARKARIAN	14.619
22	52 O. KONIG	14.726
23	7 J. GIMBERT	19.469
24	15 A. COPPOLA	20.023
25	35 Y. SAIZ MARQUEZ	20.173
26	19 V. RODRIGUEZ NUNE	32.945
27	79 A. QUINET	35.974
28	62 A. NEGRIER	36.423
29	55 A. FRAPPOLA	36.605
30	44 C. STANGE	38.746
31	22 J. ROMERO	52.722
32	63 D. PONCET	1'02.001
33	18 I. OFFER	1'09.632
RET	87 T. KAWAKAMI	1 Lap
RET	54 B. SOFUOGLU	2 Laps
RET	73 J. PEREZ GONZALEZ	4 Laps
RET	21 V. PEREZ SELFA	6 Laps
RET	64 H. DE CANCELLIS	8 Laps
RET	17 K. MEUFFELS	10 Laps
RET	93 M. GAGGI	11 Laps
RET	83 M. KAWAKAMI	11 Laps
RET	43 H. KHOURI	

05/09/2021

These data/results cannot be reproduced, stored and/or transmitted in whole or in part by any manner of electronic, mechanical, photocopying, recording, broadcasting or otherwise now known or herein after developed without the previous express consent by the copyright owner, except for reproduction in daily press and regular printed publications on sale to the public within 60 days of the event related to those data/results and always provided that copyright symbol appears together as follows below.

© DORNA WSBK ORGANIZATION Srl 2021





Motul French Round, 3-5 September 2021

Lap Chart Race 2

Magny-Cours 4.411 m

2 / 4

Lap 1

1	20	D.Loureiro	1'55.383
2	46	S.Di Sora	0.430
3	1	J.Buis	0.593
4	69	T.Booth-Amos	0.850
5	99	A.Huertas	1.036
6	54	B.Sofuoglu	1.135
7	73	J.Perez Gonzalez	1.202
8	58	I.Iglesias	1.401
9	64	H.De Cancellis	1.622
10	80	G.Mastroluca	1.688
11	88	D.Mogeda	1.831
12	61	Y.Okaya	1.965
13	72	V.Steeman	2.130
14	7	J.Gimbert	2.221
15	87	T.Kawakami	2.351
16	11	A.Carrasco	2.528
17	17	K.Meuffels	2.686
18	83	M.Kawakami	2.781
19	28	Y.Ruiz	2.951
20	19	V.Rodriguez Nunez	3.199
21	26	M.Gennai	3.316
22	25	D.Berta Vinales	3.525
23	23	S.Markarian	3.674
24	2	A.Carrion	3.701
25	41	M.Garcia	3.873
26	77	R.Bijman	4.006
27	52	O.Konig	4.459
28	93	M.Gaggi	4.543
29	53	P.Svoboda	4.673
30	59	A.Zanca	5.043
31	63	D.Poncet	5.236
32	55	A.Frappola	5.605
33	21	V.Perez Selfa	5.759
34	35	Y.Saiz Marquez	5.905
35	15	A.Coppola	6.051
36	22	J.Romero	6.215
37	79	A.Quinet	6.371
38	18	I.Offer	7.203
39	85	K.Sabatucci	7.955
40	62	A.Negrier	9.508
41	44	C.Stange	19.316

32	85	K.Sabatucci	9.208
33	63	D.Poncet	9.344
34	55	A.Frappola	9.435
35	22	J.Romero	9.660
36	2	A.Carrion	9.955
37	79	A.Quinet	10.322
38	18	I.Offer	11.288
39	62	A.Negrier	11.404
40	83	M.Kawakami	13.230
41	44	C.Stange	21.529

Lap 3

1	99	A.Huertas	5'44.581
2	69	T.Booth-Amos	0.935
3	1	J.Buis	1.131
4	54	B.Sofuoglu	1.315
5	20	D.Loureiro	1.502
6	64	H.De Cancellis	1.948
7	46	S.Di Sora	2.140
8	73	J.Perez Gonzalez	2.301
9	87	T.Kawakami	3.132
10	61	Y.Okaya	3.310
11	58	I.Iglesias	3.467
12	88	D.Mogeda	3.627
13	80	G.Mastroluca	3.713
14	28	Y.Ruiz	3.895
15	72	V.Steeman	4.287
16	11	A.Carrasco	4.497
17	17	K.Meuffels	4.646
18	25	D.Berta Vinales	4.889
19	7	J.Gimbert	5.001
20	77	R.Bijman	5.216
21	26	M.Gennai	5.914
22	23	S.Markarian	6.183
23	41	M.Garcia	6.322
24	53	P.Svoboda	6.562
25	52	O.Konig	6.734
26	59	A.Zanca	8.273
27	19	V.Rodriguez Nunez	10.069
28	21	V.Perez Selfa	10.129
29	85	K.Sabatucci	10.673
30	15	A.Coppola	10.850
31	2	A.Carrion	11.279
32	35	Y.Saiz Marquez	11.595
33	63	D.Poncet	12.108
34	55	A.Frappola	12.393
35	22	J.Romero	13.073
36	79	A.Quinet	13.789
37	62	A.Negrier	14.153
38	18	I.Offer	20.155
39	44	C.Stange	24.444

Lap 4

1	99	A.Huertas	7'39.460
2	69	T.Booth-Amos	0.370
3	1	J.Buis	0.635
4	54	B.Sofuoglu	0.825
5	20	D.Loureiro	1.071
6	64	H.De Cancellis	1.212
7	73	J.Perez Gonzalez	1.365
8	46	S.Di Sora	1.593
9	61	Y.Okaya	2.625
10	87	T.Kawakami	2.800
11	58	I.Iglesias	3.031
12	88	D.Mogeda	3.253
13	80	G.Mastroluca	3.394
14	28	Y.Ruiz	3.621
15	25	D.Berta Vinales	3.908
16	72	V.Steeman	4.191
17	11	A.Carrasco	4.397
18	26	M.Gennai	5.800
19	53	P.Svoboda	6.474
20	7	J.Gimbert	6.572
21	41	M.Garcia	6.933
22	77	R.Bijman	7.170

23	52	O.Konig	7.327
24	23	S.Markarian	7.516
25	59	A.Zanca	9.313
26	85	K.Sabatucci	10.725
27	15	A.Coppola	11.060
28	2	A.Carrion	11.594
29	19	V.Rodriguez Nunez	11.990
30	21	V.Perez Selfa	12.083
31	35	Y.Saiz Marquez	12.267
32	63	D.Poncet	13.594
33	55	A.Frappola	14.527
34	22	J.Romero	15.780
35	62	A.Negrier	15.995
36	79	A.Quinet	16.179
37	18	I.Offer	25.453
38	44	C.Stange	27.040

Lap 5

1	69	T.Booth-Amos	9'34.662
2	99	A.Huertas	0.101
3	54	B.Sofuoglu	0.378
4	1	J.Buis	0.758
5	64	H.De Cancellis	0.887
6	46	S.Di Sora	1.433
7	61	Y.Okaya	1.865
8	20	D.Loureiro	2.078
9	80	G.Mastroluca	2.094
10	58	I.Iglesias	2.322
11	87	T.Kawakami	2.521
12	88	D.Mogeda	2.663
13	28	Y.Ruiz	3.168
14	25	D.Berta Vinales	3.409
15	11	A.Carrasco	3.580
16	72	V.Steeman	3.829
17	73	J.Perez Gonzalez	4.810
18	26	M.Gennai	5.766
19	77	R.Bijman	6.523
20	53	P.Svoboda	6.744
21	7	J.Gimbert	7.084
22	52	O.Konig	7.269
23	41	M.Garcia	7.432
24	23	S.Markarian	7.654
25	59	A.Zanca	9.589
26	85	K.Sabatucci	10.671
27	2	A.Carrion	11.034
28	21	V.Perez Selfa	11.788
29	15	A.Coppola	12.113
30	19	V.Rodriguez Nunez	12.565
31	35	Y.Saiz Marquez	12.709
32	63	D.Poncet	14.952
33	55	A.Frappola	16.351
34	62	A.Negrier	17.876
35	79	A.Quinet	18.037
36	22	J.Romero	18.798
37	44	C.Stange	27.960
38	18	I.Offer	29.595

Lap 6

1	99	A.Huertas	11'29.467
2	69	T.Booth-Amos	0.212
3	1	J.Buis	0.425
4	54	B.Sofuoglu	0.610
5	61	Y.Okaya	1.064
6	80	G.Mastroluca	1.284
7	58	I.Iglesias	1.662
8	46	S.Di Sora	1.942
9	20	D.Loureiro	2.151
10	87	T.Kawakami	2.303
11	88	D.Mogeda	2.489
12	28	Y.Ruiz	2.578
13	25	D.Berta Vinales	2.835
14	11	A.Carrasco	3.277
15	72	V.Steeman	3.645
16	73	J.Perez Gonzalez	4.896
17	26	M.Gennai	6.648

Lap 7

1	99	A.Huertas	13'24.222
2	69	T.Booth-Amos	0.186
3	54	B.Sofuoglu	0.503
4	61	Y.Okaya	0.744
5	1	J.Buis	0.944
6	80	G.Mastroluca	1.040
7	58	I.Iglesias	1.271
8	87	T.Kawakami	1.454
9	46	S.Di Sora	1.641
10	20	D.Loureiro	1.947
11	25	D.Berta Vinales	2.175
12	88	D.Mogeda	2.455
13	28	Y.Ruiz	2.553
14	11	A.Carrasco	2.865
15	72	V.Steeman	3.172
16	73	J.Perez Gonzalez	5.477
17	26	M.Gennai	7.711
18	77	R.Bijman	7.920
19	53	P.Svoboda	8.147
20	52	O.Konig	8.782
21	23	S.Markarian	9.102
22	41	M.Garcia	9.220
23	7	J.Gimbert	10.347
24	59	A.Zanca	10.615
25	2	A.Carrion	12.424
26	85	K.Sabatucci	12.595
27	21	V.Perez Selfa	13.086
28	15	A.Coppola	13.602
29	35	Y.Saiz Marquez	13.855
30	19	V.Rodriguez Nunez	16.130
31	63	D.Poncet	20.341
32	62	A.Negrier	22.309
33	79	A.Quinet	22.498
34	55	A.Frappola	23.102
35	22	J.Romero	25.966
36	44	C.Stange	31.018
37	18	I.Offer	39.047

Lap 8

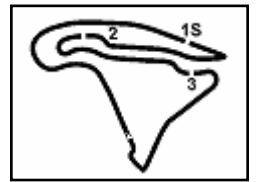
1	1	J.Buis	15'19.200
2	99	A.Huertas	0.285
3	69	T.Booth-Amos	0.465
4	61	Y.Okaya	0.672
5	54	B.Sofuoglu	0.866
6	58	I.Iglesias	1.108
7	87	T.Kawakami	1.248
8	80	G.Mastroluca	1.355
9	25	D.Berta Vinales	1.588
10	20	D.Loureiro	1.772
11	46	S.Di Sora	1.903
12	88	D.Mogeda	2.065
13	28	Y.Ruiz	2.265
14	11	A.Carrasco	2.695

05/09/2021

These data/results cannot be reproduced, stored and/or transmitted in whole or in part by any manner of electronic, mechanical, photocopying, recording, broadcasting or otherwise now known or herein after developed without the previous express consent by the copyright owner, except for reproduction in daily press and regular printed publications on sale to the public within 60 days of the event related to those data/results and always provided that copyright symbol appears together as follows below.

© DORNA WSBK ORGANIZATION Srl 2021





Magny-Cours 4.411 m

3 / 4

Motul French Round, 3-5 September 2021

Lap Chart Race 2

15	72	V.Steeman	2.804	14	46	S.Di Sora	3.661	15	26	M.Gennai	11.564
16	73	J.Perez Gonzalez	5.779	15	11	A.Carrasco	3.805	16	41	M.Garcia	11.897
17	26	M.Gennai	8.111	16	26	M.Gennai	9.847	17	77	R.Bijman	12.144
18	23	S.Markarian	9.245	17	41	M.Garcia	10.625	18	23	S.Markarian	12.511
19	53	P.Svoboda	9.309	18	23	S.Markarian	10.951	19	53	P.Svoboda	12.653
20	77	R.Bijman	9.438	19	77	R.Bijman	11.017	20	85	K.Sabatucci	12.770
21	41	M.Garcia	9.646	20	53	P.Svoboda	11.206	21	59	A.Zanca	13.254
22	52	O.Konig	9.857	21	52	O.Konig	11.574	22	2	A.Carrion	13.406
23	59	A.Zanca	11.112	22	59	A.Zanca	11.924	23	52	O.Konig	13.678
24	7	J.Gimbert	11.521	23	2	A.Carrion	12.677	24	7	J.Gimbert	17.447
25	85	K.Sabatucci	12.502	24	85	K.Sabatucci	12.877	25	15	A.Coppola	17.688
26	2	A.Carrion	12.751	25	7	J.Gimbert	13.799	26	35	Y.Saiz Marquez	17.859
27	15	A.Coppola	13.197	26	35	Y.Saiz Marquez	14.118	27	19	V.Rodriguez Nunez	29.898
28	35	Y.Saiz Marquez	13.506	27	15	A.Coppola	14.524	28	62	A.Negrier	32.778
29	19	V.Rodriguez Nunez	18.298	28	19	V.Rodriguez Nunez	23.868	29	63	D.Poncet	33.183
30	63	D.Poncet	22.347	29	63	D.Poncet	27.535	30	79	A.Quinet	33.185
31	62	A.Negrier	23.998	30	62	A.Negrier	28.234	31	55	A.Frappola	33.600
32	79	A.Quinet	24.098	31	79	A.Quinet	28.997	32	44	C.Stange	36.856
33	55	A.Frappola	24.800	32	55	A.Frappola	29.230	33	22	J.Romero	47.804
34	22	J.Romero	29.347	33	44	C.Stange	33.941	34	18	I.Offer	1'03.954
35	44	C.Stange	31.674	34	22	J.Romero	38.280				
36	18	I.Offer	43.684	35	18	I.Offer	53.269				

Lap 13

1	99	A.Huertas	24'51.985
2	69	T.Booth-Amos	0.326
3	1	J.Buis	0.446
4	25	D.Berta Vinales	0.892
5	61	Y.Okaya	1.056
6	80	G.Mastroluca	1.584
7	28	Y.Ruiz	1.805
8	58	I.Iglesias	2.050
9	20	D.Loureiro	4.412
10	88	D.Mogeda	4.665
11	11	A.Carrasco	5.001
12	46	S.Di Sora	5.077
13	72	V.Steeman	5.360
14	26	M.Gennai	12.952
15	41	M.Garcia	13.452
16	77	R.Bijman	13.514
17	85	K.Sabatucci	13.739
18	53	P.Svoboda	13.893
19	59	A.Zanca	14.145
20	2	A.Carrion	14.332
21	23	S.Markarian	14.619
22	52	O.Konig	14.726
23	7	J.Gimbert	19.469
24	15	A.Coppola	20.023
25	35	Y.Saiz Marquez	20.173
26	19	V.Rodriguez Nunez	32.945
27	79	A.Quinet	35.974
28	62	A.Negrier	36.423
29	55	A.Frappola	36.605
30	44	C.Stange	38.746
31	22	J.Romero	52.722
32	63	D.Poncet	1'02.001
33	18	I.Offer	1'09.632

Lap 9

1	99	A.Huertas	17'13.663
2	69	T.Booth-Amos	0.181
3	1	J.Buis	0.494
4	61	Y.Okaya	0.758
5	54	B.Sofuoglu	0.917
6	58	I.Iglesias	1.065
7	25	D.Berta Vinales	1.257
8	87	T.Kawakami	1.450
9	80	G.Mastroluca	2.156
10	46	S.Di Sora	2.604
11	28	Y.Ruiz	2.712
12	20	D.Loureiro	3.068
13	88	D.Mogeda	3.235
14	72	V.Steeman	3.486
15	11	A.Carrasco	3.641
16	73	J.Perez Gonzalez	5.865
17	26	M.Gennai	9.078
18	23	S.Markarian	10.042
19	77	R.Bijman	10.169
20	41	M.Garcia	10.344
21	53	P.Svoboda	10.573
22	52	O.Konig	10.880
23	59	A.Zanca	11.577
24	7	J.Gimbert	12.638
25	85	K.Sabatucci	12.816
26	2	A.Carrion	12.982
27	15	A.Coppola	13.720
28	35	Y.Saiz Marquez	14.022
29	19	V.Rodriguez Nunez	21.402
30	63	D.Poncet	25.021
31	62	A.Negrier	26.357
32	79	A.Quinet	26.460
33	55	A.Frappola	27.054
34	44	C.Stange	32.835
35	22	J.Romero	33.919
36	18	I.Offer	48.740

Lap 11

1	99	A.Huertas	21'02.326
2	69	T.Booth-Amos	0.209
3	61	Y.Okaya	0.626
4	25	D.Berta Vinales	0.837
5	54	B.Sofuoglu	0.967
6	87	T.Kawakami	1.107
7	1	J.Buis	2.012
8	28	Y.Ruiz	2.276
9	80	G.Mastroluca	2.485
10	58	I.Iglesias	2.695
11	88	D.Mogeda	3.690
12	20	D.Loureiro	3.906
13	72	V.Steeman	4.148
14	46	S.Di Sora	4.238
15	11	A.Carrasco	4.758
16	26	M.Gennai	11.041
17	41	M.Garcia	11.480
18	23	S.Markarian	11.940
19	53	P.Svoboda	12.023
20	77	R.Bijman	12.266
21	59	A.Zanca	12.578
22	52	O.Konig	12.876
23	85	K.Sabatucci	13.073
24	2	A.Carrion	13.262
25	7	J.Gimbert	15.739
26	35	Y.Saiz Marquez	15.961
27	15	A.Coppola	16.233
28	19	V.Rodriguez Nunez	27.262
29	63	D.Poncet	30.552
30	62	A.Negrier	30.723
31	79	A.Quinet	31.493
32	55	A.Frappola	31.821
33	44	C.Stange	35.634
34	22	J.Romero	43.413
35	18	I.Offer	59.070

Lap 10

1	99	A.Huertas	19'08.372
2	69	T.Booth-Amos	0.232
3	54	B.Sofuoglu	0.642
4	61	Y.Okaya	0.863
5	25	D.Berta Vinales	1.074
6	87	T.Kawakami	1.317
7	1	J.Buis	1.609
8	58	I.Iglesias	1.631
9	80	G.Mastroluca	1.775
10	28	Y.Ruiz	1.934
11	20	D.Loureiro	3.099
12	88	D.Mogeda	3.272
13	72	V.Steeman	3.481

Lap 12

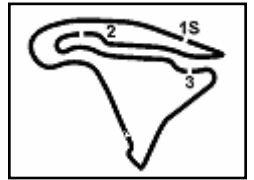
1	25	D.Berta Vinales	22'57.202
2	61	Y.Okaya	0.188
3	69	T.Booth-Amos	0.425
4	87	T.Kawakami	0.527
5	99	A.Huertas	0.669
6	1	J.Buis	0.843
7	28	Y.Ruiz	1.722
8	80	G.Mastroluca	2.114
9	58	I.Iglesias	2.374
10	20	D.Loureiro	4.042
11	46	S.Di Sora	4.161
12	88	D.Mogeda	4.314
13	11	A.Carrasco	4.635
14	72	V.Steeman	4.949

05/09/2021

These data/results cannot be reproduced, stored and/or transmitted in whole or in part by any manner of electronic, mechanical, photocopying, recording, broadcasting or otherwise now known or herein after developed without the previous express consent by the copyright owner, except for reproduction in daily press and regular printed publications on sale to the public within 60 days of the event related to those data/results and always provided that copyright symbol appears together as follows below.

© DORNA WSBK ORGANIZATION Srl 2021





Magny-Cours 4.411 m

4 / 4

Motul French Round, 3-5 September 2021

Lap Chart Race 2

Race Pace Comparison

	99 Her	69 Boo	1 Bui	25 Ber	61 Oka	80 Mas	28 Rui	58 Igl	20 Lou	88 Mog	11 CaA	46 DiS	72 Ste	26 Gen
1	1'56.419	1'56.233	1'55.976	1'58.908	1'57.348	1'57.071	1'58.334	1'56.784	1'55.383	1'57.214	1'57.911	1'55.813	1'57.513	1'58.699
2	1'54.180	1'55.008	1'55.918	1'55.507	1'55.524	1'56.079	1'54.986	1'55.836	1'56.668	1'55.552	1'55.720	1'55.920	1'56.356	1'56.988
3	1'53.982	1'54.275	1'53.818	1'55.055	1'55.019	1'55.144	1'55.156	1'55.428	1'54.032	1'55.442	1'55.447	1'54.988	1'54.999	1'54.808
4	1'54.879	1'54.314	1'54.383	1'53.898	1'54.194	1'54.560	1'54.605	1'54.443	1'54.448	1'54.505	1'54.779	1'54.332	1'54.783	1'54.765
5	1'55.303	1'54.832	1'55.325	1'54.703	1'54.442	1'53.902	1'54.749	1'54.493	1'56.209	1'54.612	1'54.385	1'55.042	1'54.840	1'55.168
6	1'54.704	1'55.017	1'54.472	1'54.231	1'54.004	1'53.995	1'54.215	1'54.145	1'54.878	1'54.631	1'54.502	1'55.314	1'54.621	1'55.687
7	1'54.755	1'54.729	1'55.274	1'54.095	1'54.435	1'54.511	1'54.730	1'54.364	1'54.551	1'54.721	1'54.343	1'54.454	1'54.282	1'55.818
8	1'55.263	1'55.257	1'54.034	1'54.391	1'54.906	1'55.293	1'54.690	1'54.815	1'54.803	1'54.588	1'54.808	1'55.240	1'54.610	1'55.378
9	1'54.178	1'54.179	1'54.957	1'54.132	1'54.549	1'55.264	1'54.910	1'54.420	1'55.759	1'55.633	1'55.409	1'55.164	1'55.145	1'55.430
10	1'54.709	1'54.760	1'55.824	1'54.526	1'54.814	1'54.328	1'53.931	1'55.275	1'54.740	1'54.746	1'54.873	1'55.766	1'54.704	1'55.478
11	1'53.954	1'53.931	1'54.357	1'53.717	1'53.717	1'54.664	1'54.296	1'55.018	1'54.761	1'54.372	1'54.907	1'54.531	1'54.621	1'55.148
12	1'55.545	1'55.092	1'53.707	1'54.039	1'54.438	1'54.505	1'54.322	1'54.555	1'55.012	1'55.500	1'54.753	1'54.799	1'55.677	1'55.399
13	1'54.114	1'54.684	1'54.386	1'55.675	1'55.651	1'54.253	1'54.866	1'54.459	1'55.153	1'55.134	1'55.149	1'55.699	1'55.194	1'56.171

	41 Gar	77 Bij	85 Sab	53 Svo	59 Zan	2 Car	23 Mar	52 Kon	7 Gim	15 Cop	35 Sai	19 Rod	79 Qui	62 Neg
1	1'59.256	1'59.389	2'03.338	2'00.056	2'00.426	1'59.084	1'59.057	1'59.842	1'57.604	2'01.434	2'01.288	1'58.582	2'01.754	2'04.891
2	1'56.600	1'55.141	1'56.469	1'56.013	1'56.280	2'01.470	1'56.431	1'56.337	1'56.472	1'57.949	1'57.786	1'59.207	1'59.167	1'57.112
3	1'55.047	1'55.267	1'55.447	1'55.074	1'56.148	1'55.306	1'55.276	1'55.136	1'55.506	1'56.048	1'57.102	1'56.861	1'57.449	1'56.731
4	1'55.490	1'56.833	1'54.931	1'54.791	1'55.919	1'55.194	1'56.212	1'55.472	1'56.450	1'55.089	1'55.551	1'56.800	1'57.269	1'56.721
5	1'55.701	1'54.555	1'55.148	1'55.472	1'55.478	1'54.642	1'55.340	1'55.144	1'55.714	1'56.255	1'55.644	1'55.777	1'57.060	1'57.083
6	1'55.911	1'55.850	1'55.861	1'55.901	1'55.240	1'55.705	1'55.362	1'55.888	1'56.833	1'55.577	1'55.532	1'56.136	1'57.191	1'57.105
7	1'55.437	1'55.107	1'55.623	1'55.062	1'55.346	1'55.245	1'55.646	1'55.185	1'55.990	1'55.472	1'55.174	1'56.989	1'56.830	1'56.888
8	1'55.404	1'56.496	1'54.885	1'56.140	1'55.475	1'55.305	1'55.121	1'56.053	1'56.152	1'54.573	1'54.629	1'57.146	1'56.578	1'56.667
9	1'55.161	1'55.194	1'54.777	1'55.727	1'54.928	1'54.694	1'55.260	1'55.486	1'55.580	1'54.986	1'54.979	1'57.567	1'56.825	1'56.822
10	1'54.990	1'55.557	1'54.770	1'55.342	1'55.056	1'54.404	1'55.618	1'55.403	1'55.870	1'55.513	1'54.805	1'57.175	1'57.246	1'56.586
11	1'54.809	1'55.203	1'54.150	1'54.771	1'54.608	1'54.539	1'54.943	1'55.256	1'55.894	1'55.663	1'55.797	1'57.348	1'56.450	1'56.443
12	1'55.293	1'54.754	1'54.573	1'55.506	1'55.552	1'55.020	1'55.447	1'55.678	1'56.584	1'56.331	1'56.774	1'57.512	1'56.568	1'56.931
13	1'56.338	1'56.153	1'55.752	1'56.023	1'55.674	1'55.709	1'56.891	1'55.831	1'56.805	1'57.118	1'57.097	1'57.830	1'57.572	1'58.428

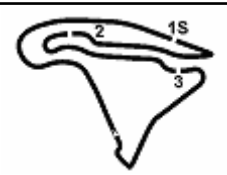
	55 Fra	44 Sta	22 Rom	63 Pon	18 Off	87 KaT	54 Sof	73 PeG	21 PeS	64 DeC	17 Meu	93 Gag	83 KaM
1	2'00.988	2'14.699	2'01.598	2'00.619	2'02.586	1'57.734	1'56.518	1'56.585	2'01.142	1'57.005	1'58.069	1'59.926	1'58.164
2	1'59.046	1'57.429	1'58.661	1'59.324	1'59.301	1'55.298	1'54.969	1'55.769	1'56.705	1'55.215	1'56.160	1'56.514	2'05.665
3	1'56.940	1'56.897	1'57.395	1'56.746	2'02.849	1'54.681	1'54.409	1'54.528	1'56.863	1'54.309	1'54.998		
4	1'57.013	1'57.475	1'57.586	1'56.365	2'00.177	1'54.547	1'54.389	1'53.943	1'56.833	1'54.143			
5	1'57.026	1'56.122	1'58.220	1'56.560	1'59.344	1'54.923	1'54.755	1'58.647	1'54.907	1'54.877			
6	1'57.886	1'56.525	1'58.124	1'57.613	1'59.511	1'54.587	1'55.037	1'54.891	1'55.522				
7	1'58.425	1'56.093	1'58.604	1'57.336	1'59.501	1'53.906	1'54.648	1'55.336	1'55.336				
8	1'56.676	1'55.634	1'58.359	1'56.984	1'59.615	1'54.772	1'55.341	1'55.280					
9	1'56.717	1'55.624	1'59.035	1'57.137	1'59.519	1'54.665	1'54.514	1'54.549					
10	1'56.885	1'55.815	1'59.070	1'57.223	1'59.238	1'54.576	1'54.434						
11	1'56.545	1'55.647	1'59.087	1'56.971	1'59.755	1'53.744	1'54.279						
12	1'56.655	1'56.098	1'59.267	1'57.507	1'59.760	1'54.296							
13	1'57.788	1'56.673	1'59.701	2'23.601	2'00.461								

05/09/2021

These data/results cannot be reproduced, stored and/or transmitted in whole or in part by any manner of electronic, mechanical, photocopying, recording, broadcasting or otherwise now known or herein after developed without the previous express consent by the copyright owner, except for reproduction in daily press and regular printed publications on sale to the public within 60 days of the event related to those data/results and always provided that copyright symbol appears together as follows below.

© DORNA WSBK ORGANIZATION Srl 2021





Motul French Round, 3-5 September 2021

Best Sectors & Speed Race 2

RESULTS

Pos	Rider	Motorcycle	Laps
1	99 A. HUERTAS	Kawasaki Ninja 400	13
2	69 T. BOOTH-AMOS	Kawasaki Ninja 400	0.326
3	1 J. BUIS	Kawasaki Ninja 400	0.446
4	25 D. BERTA VINALES	Yamaha YZF-R3	0.892
5	61 Y. OKAYA	Kawasaki Ninja 400	1.056
6	80 G. MASTROLUCA	Yamaha YZF-R3	1.584
7	28 Y. RUIZ	Yamaha YZF-R3	1.805
8	58 I. IGLESIAS	Kawasaki Ninja 400	2.050
9	20 D. LOUREIRO	Kawasaki Ninja 400	4.412
10	88 D. MOGEDA	Kawasaki Ninja 400	4.665
11	11 A. CARRASCO	Kawasaki Ninja 400	5.001
12	46 S. DI SORA	Kawasaki Ninja 400	5.077
13	72 V. STEEMAN	KTM RC 390 R	5.360
14	26 M. GENNAI	Yamaha YZF-R3	12.952
15	41 M. GARCIA	Kawasaki Ninja 400	13.452
16	77 R. BIJMAN	Yamaha YZF-R3	13.514
17	85 K. SABATUCCI	Kawasaki Ninja 400	13.739
18	53 P. SVOBODA	Yamaha YZF-R3	13.893
19	59 A. ZANCA	Kawasaki Ninja 400	14.145
20	2 A. CARRION	Kawasaki Ninja 400	14.332
21	23 S. MARKARIAN	Kawasaki Ninja 400	14.619
22	52 O. KONIG	Kawasaki Ninja 400	14.726
23	7 J. GIMBERT	Kawasaki Ninja 400	19.469
24	15 A. COPPOLA	Yamaha YZF-R3	20.023
25	35 Y. SAIZ MARQUEZ	Yamaha YZF-R3	20.173
26	19 V. RODRIGUEZ NUNEZ	Kawasaki Ninja 400	32.945
27	79 A. QUINET	Yamaha YZF-R3	35.974
28	62 A. NEGRIER	Yamaha YZF-R3	36.423
29	55 A. FRAPPOLA	Kawasaki Ninja 400	36.605
30	44 C. STANGE	Kawasaki Ninja 400	38.746
31	22 J. ROMERO	Kawasaki Ninja 400	52.722
32	63 D. PONCET	Kawasaki Ninja 400	1'02.001
33	18 I. OFFER	Kawasaki Ninja 400	1'09.632
RET	87 T. KAWAKAMI	Yamaha YZF-R3	1 Lap
RET	54 B. SOFUOGLU	Yamaha YZF-R3	2 Laps
RET	73 J. PEREZ GONZALEZ	Kawasaki Ninja 400	4 Laps
RET	21 V. PEREZ SELFA	Yamaha YZF-R3	6 Laps
RET	64 H. DE CANCELLIS	Kawasaki Ninja 400	8 Laps
RET	17 K. MEUFFELS	Kawasaki Ninja 400	10 Laps
RET	93 M. GAGGI	Yamaha YZF-R3	11 Laps
RET	83 M. KAWAKAMI	Yamaha YZF-R3	11 Laps
RET	43 H. KHOURI	Kawasaki Ninja 400	

SPEED

Pos	Rider	Motorcycle	Speed
1	52 O. KONIG	Kawasaki Ninja 400	206,1
2	25 D. BERTA VINALES	Yamaha YZF-R3	204,2
3	61 Y. OKAYA	Kawasaki Ninja 400	204,2
4	23 S. MARKARIAN	Kawasaki Ninja 400	203,8
5	88 D. MOGEDA	Kawasaki Ninja 400	203,0
6	11 A. CARRASCO	Kawasaki Ninja 400	202,6
7	44 C. STANGE	Kawasaki Ninja 400	201,9
8	17 K. MEUFFELS	Kawasaki Ninja 400	201,9
9	41 M. GARCIA	Kawasaki Ninja 400	201,5
10	64 H. DE CANCELLIS	Kawasaki Ninja 400	201,5
11	80 G. MASTROLUCA	Yamaha YZF-R3	200,7
12	72 V. STEEMAN	KTM RC 390 R	200,4
13	77 R. BIJMAN	Yamaha YZF-R3	200,4
14	53 P. SVOBODA	Yamaha YZF-R3	200,0
15	2 A. CARRION	Kawasaki Ninja 400	200,0
16	85 K. SABATUCCI	Kawasaki Ninja 400	199,3
17	46 S. DI SORA	Kawasaki Ninja 400	199,3
18	58 I. IGLESIAS	Kawasaki Ninja 400	199,3
19	59 A. ZANCA	Kawasaki Ninja 400	198,9
20	28 Y. RUIZ	Yamaha YZF-R3	198,9
21	93 M. GAGGI	Yamaha YZF-R3	198,5
22	15 A. COPPOLA	Yamaha YZF-R3	198,5
23	87 T. KAWAKAMI	Yamaha YZF-R3	198,5
24	54 B. SOFUOGLU	Yamaha YZF-R3	198,2
25	63 D. PONCET	Kawasaki Ninja 400	198,2
26	83 M. KAWAKAMI	Yamaha YZF-R3	198,2
27	19 V. RODRIGUEZ NUNEZ	Kawasaki Ninja 400	198,2
28	79 A. QUINET	Yamaha YZF-R3	197,8
29	73 J. PEREZ GONZALEZ	Kawasaki Ninja 400	197,8
30	1 J. BUIS	Kawasaki Ninja 400	197,8
31	21 V. PEREZ SELFA	Yamaha YZF-R3	197,4
32	7 J. GIMBERT	Kawasaki Ninja 400	197,4
33	18 I. OFFER	Kawasaki Ninja 400	197,1
34	35 Y. SAIZ MARQUEZ	Yamaha YZF-R3	196,7
35	99 A. HUERTAS	Kawasaki Ninja 400	196,7
36	26 M. GENNAI	Yamaha YZF-R3	196,7
37	43 H. KHOURI	Kawasaki Ninja 400	196,4
38	20 D. LOUREIRO	Kawasaki Ninja 400	196,0
39	69 T. BOOTH-AMOS	Kawasaki Ninja 400	193,5
40	55 A. FRAPPOLA	Kawasaki Ninja 400	192,2
41	22 J. ROMERO	Kawasaki Ninja 400	191,8
42	62 A. NEGRIER	Yamaha YZF-R3	191,2

05/09/2021

These data/results cannot be reproduced, stored and/or transmitted in whole or in part by any manner of electronic, mechanical, photocopying, recording, broadcasting or otherwise now known or herein after developed without the previous express consent by the copyright owner, except for reproduction in daily press and regular printed publications on sale to the public within 60 days of the event related to those data/results and always provided that copyright symbol appears together as follows below.

© DORNA WSBK ORGANIZATION Srl 2021



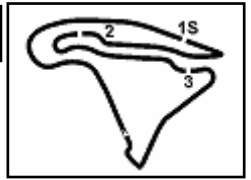
Official Fuel Supplier



Official Tyre Supplier



Official Timekeeper



Motul French Round, 3-5 September 2021 Best Sectors & Speed Race 2

SEG. 1			SEG. 2			SEG. 3			SEG. 4		
1	25	D. BERTA VINALES 34.806	1	99	A. HUERTAS 24.635	1	28	Y. RUIZ 24.906	1	99	A. HUERTAS 27.982
2	54	B. SOFUOGLU 34.926	2	28	Y. RUIZ 24.826	2	99	A. HUERTAS 24.926	2	2	A. CARRION 28.021
3	58	I. IGLESIAS 34.982	3	61	Y. OKAYA 24.899	3	80	G. MASTROLUCA 24.975	3	69	T. BOOTH-AMOS 28.058
4	80	G. MASTROLUCA 35.042	4	87	T. KAWAKAMI 24.934	4	54	B. SOFUOGLU 25.017	4	46	S. DI SORA 28.102
5	46	S. DI SORA 35.057	5	69	T. BOOTH-AMOS 24.935	5	25	D. BERTA VINALES 25.039	5	20	D. LOUREIRO 28.105
6	1	J. BUIS 35.102	6	88	D. MOGEDA 24.939	6	64	H. DE CANCELLIS 25.053	6	1	J. BUIS 28.107
7	28	Y. RUIZ 35.123	7	25	D. BERTA VINALES 24.946	7	26	M. GENNAI 25.053	7	26	M. GENNAI 28.108
8	61	Y. OKAYA 35.131	8	72	V. STEEMAN 24.971	8	1	J. BUIS 25.103	8	80	G. MASTROLUCA 28.111
9	2	A. CARRION 35.146	9	73	J. PEREZ GONZALEZ 24.980	9	72	V. STEEMAN 25.113	9	44	C. STANGE 28.132
10	87	T. KAWAKAMI 35.154	10	11	A. CARRASCO 24.996	10	69	T. BOOTH-AMOS 25.125	10	85	K. SABATUCCI 28.134
11	64	H. DE CANCELLIS 35.159	11	85	K. SABATUCCI 25.005	11	87	T. KAWAKAMI 25.137	11	73	J. PEREZ GONZALEZ 28.137
12	72	V. STEEMAN 35.249	12	1	J. BUIS 25.006	12	61	Y. OKAYA 25.150	12	41	M. GARCIA 28.176
13	59	A. ZANCA 35.279	13	80	G. MASTROLUCA 25.015	13	58	I. IGLESIAS 25.158	13	58	I. IGLESIAS 28.181
14	23	S. MARKARIAN 35.287	14	35	Y. SAIZ MARQUEZ 25.027	14	88	D. MOGEDA 25.183	14	77	R. BIJMAN 28.198
15	20	D. LOUREIRO 35.291	15	54	B. SOFUOGLU 25.031	15	20	D. LOUREIRO 25.217	15	28	Y. RUIZ 28.216
16	11	A. CARRASCO 35.291	16	20	D. LOUREIRO 25.032	16	11	A. CARRASCO 25.224	16	11	A. CARRASCO 28.238
17	88	D. MOGEDA 35.300	17	15	A. COPPOLA 25.063	17	77	R. BIJMAN 25.234	17	87	T. KAWAKAMI 28.241
18	17	K. MEUFFELS 35.307	18	64	H. DE CANCELLIS 25.067	18	53	P. SVOBODA 25.236	18	61	Y. OKAYA 28.245
19	85	K. SABATUCCI 35.315	19	2	A. CARRION 25.073	19	85	K. SABATUCCI 25.240	19	88	D. MOGEDA 28.262
20	53	P. SVOBODA 35.317	20	77	R. BIJMAN 25.099	20	35	Y. SAIZ MARQUEZ 25.254	20	64	H. DE CANCELLIS 28.265
21	69	T. BOOTH-AMOS 35.326	21	21	V. PEREZ SELFA 25.162	21	2	A. CARRION 25.261	21	15	A. COPPOLA 28.268
22	99	A. HUERTAS 35.342	22	46	S. DI SORA 25.224	22	83	M. KAWAKAMI 25.276	22	72	V. STEEMAN 28.282
23	73	J. PEREZ GONZALEZ 35.343	23	41	M. GARCIA 25.229	23	15	A. COPPOLA 25.278	23	35	Y. SAIZ MARQUEZ 28.283
24	41	M. GARCIA 35.414	24	58	I. IGLESIAS 25.241	24	52	O. KONIG 25.288	24	54	B. SOFUOGLU 28.292
25	52	O. KONIG 35.518	25	44	C. STANGE 25.257	25	59	A. ZANCA 25.301	25	21	V. PEREZ SELFA 28.317
26	77	R. BIJMAN 35.525	26	26	M. GENNAI 25.266	26	46	S. DI SORA 25.324	26	53	P. SVOBODA 28.340
27	35	Y. SAIZ MARQUEZ 35.607	27	23	S. MARKARIAN 25.287	27	41	M. GARCIA 25.330	27	25	D. BERTA VINALES 28.354
28	93	M. GAGGI 35.623	28	7	J. GIMBERT 25.322	28	73	J. PEREZ GONZALEZ 25.348	28	59	A. ZANCA 28.374
29	26	M. GENNAI 35.640	29	17	K. MEUFFELS 25.333	29	93	M. GAGGI 25.367	29	23	S. MARKARIAN 28.478
30	83	M. KAWAKAMI 35.662	30	52	O. KONIG 25.346	30	21	V. PEREZ SELFA 25.397	30	52	O. KONIG 28.487
31	19	V. RODRIGUEZ NUNEZ 35.684	31	53	P. SVOBODA 25.365	31	23	S. MARKARIAN 25.402	31	79	A. QUINET 28.499
32	15	A. COPPOLA 35.724	32	93	M. GAGGI 25.378	32	7	J. GIMBERT 25.473	32	7	J. GIMBERT 28.511
33	21	V. PEREZ SELFA 35.841	33	63	D. PONCET 25.379	33	44	C. STANGE 25.509	33	62	A. NEGRIER 28.553
34	7	J. GIMBERT 35.880	34	59	A. ZANCA 25.392	34	19	V. RODRIGUEZ NUNEZ 25.570	34	55	A. FRAPPOLA 28.584
35	62	A. NEGRIER 36.082	35	62	A. NEGRIER 25.418	35	17	K. MEUFFELS 25.592	35	19	V. RODRIGUEZ NUNEZ 28.623
36	79	A. QUINET 36.135	36	19	V. RODRIGUEZ NUNEZ 25.436	36	62	A. NEGRIER 25.669	36	63	D. PONCET 28.629
37	55	A. FRAPPOLA 36.235	37	79	A. QUINET 25.541	37	55	A. FRAPPOLA 25.754	37	22	J. ROMERO 28.728
38	63	D. PONCET 36.345	38	22	J. ROMERO 25.546	38	79	A. QUINET 25.823	38	17	K. MEUFFELS 28.733
39	44	C. STANGE 36.379	39	55	A. FRAPPOLA 25.567	39	63	D. PONCET 25.893	39	93	M. GAGGI 28.989
40	22	J. ROMERO 36.817	40	18	I. OFFER 25.926	40	22	J. ROMERO 25.894	40	18	I. OFFER 29.056
41	18	I. OFFER 37.092	41	83	M. KAWAKAMI 26.190	41	43	H. KHOURI 25.918	41	83	M. KAWAKAMI 29.444
42	43	H. KHOURI 37.093	42	43	H. KHOURI 26.200	42	18	I. OFFER 26.504			

05/09/2021

These data/results cannot be reproduced, stored and/or transmitted in whole or in part by any manner of electronic, mechanical, photocopying, recording, broadcasting or otherwise now known or herein after developed without the previous express consent by the copyright owner, except for reproduction in daily press and regular printed publications on sale to the public within 60 days of the event related to those data/results and always provided that copyright symbol appears together as follows below.

© DORNA WSBK ORGANIZATION Srl 2021



Official Fuel Supplier

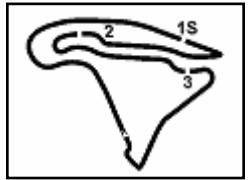


FICR PERUGIA TIMING

Official Tyre Supplier



Official Timekeeper



Motul French Round, 3-5 September 2021

Chronological Analysis Race 2

Magny-Cours 4.411 m

Start at 15:15'54.672

1 / 5

1° 99 A. HUERTAS (1'53.954)							
Lap	Seg.1	Seg.2	Seg.3	Seg.4	Lap Time	km/h	Local Time
1		25.889	25.590	29.598	1'56.419	184,6	15:17'51.091
2	35.411	25.108	25.353	28.308	1'54.180	196,7	15:19'45.271
3	35.957	24.910	25.042	28.073	1'53.982	188,5	15:21'39.253
4	35.970	24.832	25.244	28.833	1'54.879	187,8	15:23'34.132
5	36.232	25.516	25.194	28.361	1'55.303	188,5	15:25'29.435
6	36.100	25.130	25.350	28.124	1'54.704	187,5	15:27'24.139
7	36.176	25.062	25.385	28.132	1'54.755	187,8	15:29'18.894
8	36.007	25.231	25.592	28.433	1'55.263	186,9	15:31'14.157
9	35.441	25.036	25.629	28.072	1'54.178	190,1	15:33'08.333
10	35.895	25.332	25.382	28.100	1'54.709	188,2	15:35'03.044
11	36.080	24.635	25.257	27.982	1'53.954	187,5	15:36'56.998
12	35.812	26.499	24.926	28.308	1'55.545	182,7	15:38'52.543
13	35.475	25.143	25.311	28.185	1'54.114	185,2	15:40'46.657
					Race Time	24'51.985	

Race Time 24'52.877

2° 69 T. BOOTH-AMOS (1'53.931)							
Lap	Seg.1	Seg.2	Seg.3	Seg.4	Lap Time	km/h	Local Time
1		25.613	25.448	29.846	1'56.233	191,5	15:17'50.905
2	35.798	25.678	25.255	28.277	1'55.008	192,9	15:19'45.913
3	35.877	24.959	25.147	28.292	1'54.275	187,8	15:21'40.188
4	35.739	25.158	25.125	28.292	1'54.314	191,8	15:23'34.502
5	35.875	25.212	25.619	28.126	1'54.832	193,5	15:25'29.334
6	36.357	25.046	25.419	28.195	1'55.017	183,4	15:27'24.351
7	36.115	25.123	25.321	28.170	1'54.729	190,5	15:29'19.080
8	35.820	24.935	25.840	28.662	1'55.257	192,5	15:31'14.337
9	35.352	25.007	25.753	28.067	1'54.179	193,5	15:33'08.516
10	35.717	25.451	25.352	28.240	1'54.760	188,2	15:35'03.276
11	35.776	24.941	25.156	28.058	1'53.931	190,5	15:36'57.207
12	35.565	25.978	25.234	28.315	1'55.092	189,8	15:38'52.299
13	35.715	25.041	25.621	28.307	1'54.684	188,2	15:40'46.983
					Race Time	24'52.311	

Race Time 24'53.041

3° 1 J. BUIS (1'53.707)							
Lap	Seg.1	Seg.2	Seg.3	Seg.4	Lap Time	km/h	Local Time
1		26.252	25.566	28.791	1'55.976	189,5	15:17'50.648
2	35.807	26.066	25.457	28.588	1'55.918	192,2	15:19'46.566
3	35.289	25.090	25.133	28.306	1'53.818	196,7	15:21'40.384
4	35.497	25.431	25.142	28.313	1'54.383	190,1	15:23'34.767
5	35.591	25.755	25.373	28.606	1'55.325	188,8	15:25'30.092
6	35.500	25.322	25.346	28.304	1'54.472	191,5	15:27'24.564
7	35.932	25.546	25.286	28.510	1'55.274	189,8	15:29'19.838
8	35.102	25.028	25.565	28.339	1'54.034	197,8	15:31'13.872
9	35.792	25.271	25.617	28.277	1'54.957	190,1	15:33'08.829
10	35.447	26.028	25.574	28.775	1'55.824	188,8	15:35'04.653
11	36.039	25.048	25.103	28.167	1'54.357	192,5	15:36'59.010
12	35.307	25.006	25.178	28.216	1'53.707	192,5	15:38'52.717
13	35.276	25.491	25.512	28.107	1'54.386	194,2	15:40'47.103
					Race Time	24'52.431	

Race Time 24'53.569

4° 25 D. BERTA VINALES (1'53.717)							
Lap	Seg.1	Seg.2	Seg.3	Seg.4	Lap Time	km/h	Local Time
1		26.391	26.053	29.801	1'58.908	204,2	15:17'53.580
2	35.268	26.153	25.313	28.773	1'55.507	204,2	15:19'49.087
3	35.378	25.211	25.615	28.851	1'55.055	202,6	15:21'44.142
4	35.054	25.055	25.231	28.558	1'53.898	200,7	15:23'38.040
5	34.806	25.254	25.571	29.072	1'54.703	199,3	15:25'32.743
6	35.622	25.071	25.162	28.376	1'54.231	199,6	15:27'26.974
7	35.044	25.296	25.313	28.442	1'54.095	199,3	15:29'21.069
8	35.123	24.946	25.139	29.183	1'54.391	199,3	15:31'15.460
9	35.227	25.369	25.039	28.497	1'54.132	198,5	15:33'09.592
10	35.282	25.223	25.344	28.677	1'54.526	194,9	15:35'04.118
11	35.114	25.164	25.085	28.354	1'53.717	193,9	15:36'57.835
12	35.004	25.515	25.145	28.375	1'54.039	195,7	15:38'51.874
13	36.074	25.420	25.461	28.720	1'55.675	189,1	15:40'47.549

Race Time 24'53.790

5° 61 Y. OKAYA (1'53.717)							
Lap	Seg.1	Seg.2	Seg.3	Seg.4	Lap Time	km/h	Local Time
1		26.082	25.769	29.579	1'57.348	199,6	15:17'52.020
2	35.382	25.922	25.524	28.696	1'55.524	204,2	15:19'47.544
3	35.347	25.441	25.413	28.818	1'55.019	194,2	15:21'42.563
4	35.542	25.031	25.322	28.299	1'54.194	194,6	15:23'36.757
5	35.553	24.899	25.217	28.773	1'54.442	194,6	15:25'31.199
6	35.473	24.967	25.319	28.245	1'54.004	194,2	15:27'25.203
7	35.321	25.309	25.316	28.489	1'54.435	192,2	15:29'19.638
8	35.297	25.146	25.707	28.756	1'54.906	192,5	15:31'14.544
9	35.162	25.079	25.927	28.381	1'54.549	194,6	15:33'09.093
10	35.131	25.594	25.293	28.796	1'54.814	192,9	15:35'03.907
11	35.304	24.932	25.150	28.331	1'53.717	194,2	15:36'57.624
12	35.173	25.335	25.607	28.323	1'54.438	192,5	15:38'52.062
13	36.023	25.532	25.415	28.681	1'55.651	186,2	15:40'47.713
					Race Time	24'53.041	

6° 80 G. MASTROLUCA (1'53.902)							
Lap	Seg.1	Seg.2	Seg.3	Seg.4	Lap Time	km/h	Local Time
1		26.203	25.778	29.371	1'57.071	197,1	15:17'51.743
2	35.650	25.988	25.710	28.731	1'56.079	200,7	15:19'47.822
3	35.621	25.366	25.738	28.419	1'55.144	192,9	15:21'42.966
4	35.505	25.371	25.272	28.412	1'54.560	196,7	15:23'37.526
5	35.283	25.072	24.975	28.572	1'53.902	198,5	15:25'31.428
6	35.599	25.157	25.128	28.111	1'53.995	192,2	15:27'25.423
7	35.635	25.138	25.296	28.442	1'54.511	193,9	15:29'19.934
8	35.042	25.606	25.417	29.228	1'55.293	198,9	15:31'15.227
9	35.550	25.923	25.347	28.444	1'55.264	192,9	15:33'10.491
10	35.705	25.015	25.361	28.247	1'54.328	190,1	15:35'04.819
11	35.923	25.150	25.264	28.327	1'54.664	193,5	15:36'59.483
12	35.527	25.230	25.474	28.274	1'54.505	188,2	15:38'53.988
13	35.609	25.135	25.324	28.185	1'54.253	190,1	15:40'48.241
					Race Time	24'53.569	

7° 28 Y. RUIZ (1'53.931)							
Lap	Seg.1	Seg.2	Seg.3	Seg.4	Lap Time	km/h	Local Time
1		26.131	25.608	29.377	1'58.334	197,4	15:17'53.006
2	35.565	25.172	25.507	28.742	1'54.986	195,7	15:19'47.992
3	35.386	25.362	25.280	29.128	1'55.156	195,7	15:21'43.148
4	35.395	25.402	25.264	28.544	1'54.605	193,5	15:23'37.753
5	35.123	25.379	25.251	28.996	1'54.749	195,7	15:25'32.502
6	35.615	24.826	25.210	28.564	1'54.215	191,2	15:27'26.717
7	35.344	25.563	25.372	28.451	1'54.730	198,2	15:29'21.447
8	35.423	25.072	25.540	28.655	1'54.690	198,2	15:31'16.137
9	35.242	25.576	25.192	28.900	1'54.910	198,9	15:33'11.047
10	35.801	25.008	24.906	28.216	1'53.931	194,2	15:35'04.978
11	35.750	24.853	25.324	28.369	1'54.296	194,6	15:36'59.274
12	35.752	25.012	24.995	28.563	1'54.322	184,9	15:38'53.596
13	36.026	25.066	25.321	28.453	1'54.866	187,5	15:40'48.462
					Race Time	24'53.790	

8° 58 I. IGLESIAS (1'54.145)							
Lap	Seg.1	Seg.2	Seg.3	Seg.4	Lap Time	km/h	Local Time
1		26.300	25.595	29.479	1'56.784	189,5	15:17'51.456
2	35.558	26.160	25.327	28.791	1'55.836	194,9	15:19'47.292
3	35.633	25.746	25.224	28.825	1'55.428	192,2	15:21'42.720
4	35.411	25.473	25.296	28.263	1'54.443	193,5	15:23'37.163
5	35.180	25.267	25.158	28.888	1'54.493	197,8	15:25'31.656
6	35.375	25.349	25.240	28.181	1'54.145	197,8	15:27'25.801
7	35.293	25.252	25.316	28.503	1'54.364	199,3	15:29'20.165
8	34.982	25.616	25.347	28.870	1'54.815	194,6	15:31'14.980
9	35.161	25.241	25.541	28.477	1'54.420	198,2	15:33'09.400
10	35.486	25.637	25.631	28.521	1'55.275	198,2	15:35'04.675
11	36.029	25.371	25.275	28.343	1'55.018	189,8	15:36'59.693

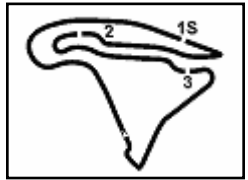
05/09/2021

P = Pits In/Out - C = Lap Time Cancelled

These data/results cannot be reproduced, stored and/or transmitted in whole or in part by any manner of electronic, mechanical, photocopying, recording, broadcasting or otherwise now known or herein after developed without the previous express consent by the copyright owner, except for reproduction in daily press and regular printed publications on sale to the public within 60 days of the event related to those data/results and always provided that copyright symbol appears together as follows below.

© DORNA WSBK ORGANIZATION Srl 2021





Motul French Round, 3-5 September 2021

Chronological Analysis Race 2

Magny-Cours 4.411 m

Start at 15:15'54.672

2 / 5

12	35.351	25.378	25.238	28.588	1'54.555	189,5	15:38'54.248	11	35.574	25.355	25.324	28.278	1'54.531	198,5	15:37'01.236								
13	35.398	25.352	25.456	28.253	1'54.459	187,8	15:40'48.707	12	35.384	25.499	25.543	28.373	1'54.799	193,2	15:38'56.035								
								13	36.015	25.696	25.452	28.536	1'55.699	188,8	15:40'51.734								
								Race Time 24'54.035								Race Time 24'57.062							

9° 20 D. LOUREIRO (1'54.032)															
Lap	Seg.1	Seg.2	Seg.3	Seg.4	Lap Time	km/h	Local Time								
1		25.463	25.524	28.699	1'55.383	191,5	15:17'50.055								
2	36.564	26.137	25.406	28.561	1'56.668	190,1	15:19'46.723								
3	35.291	25.406	25.230	28.105	1'54.032	196,0	15:21'40.755								
4	35.648	25.116	25.250	28.434	1'54.448	191,2	15:23'35.203								
5	35.579	25.621	25.741	29.268	1'56.209	194,6	15:25'31.412								
6	35.688	25.370	25.370	28.450	1'54.878	191,8	15:27'26.290								
7	35.726	25.093	25.379	28.353	1'54.551	193,9	15:29'20.841								
8	35.548	25.227	25.287	28.741	1'54.803	195,3	15:31'15.644								
9	35.609	25.569	25.421	29.160	1'55.759	195,3	15:33'11.403								
10	35.707	25.303	25.217	28.513	1'54.740	193,9	15:35'06.143								
11	35.894	25.032	25.490	28.345	1'54.761	191,2	15:37'00.904								
12	35.707	25.414	25.573	28.318	1'55.012	190,1	15:38'55.916								
13	36.168	25.280	25.466	28.239	1'55.153	187,8	15:40'51.069								
								Race Time 24'56.397							

13° 72 V. STEEMAN (1'54.282)															
Lap	Seg.1	Seg.2	Seg.3	Seg.4	Lap Time	km/h	Local Time								
1		26.245	26.016	29.411	1'57.513	199,6	15:17'52.185								
2	35.520	25.757	26.106	28.973	1'56.356	200,4	15:19'48.541								
3	35.412	25.181	25.897	28.509	1'54.999	198,5	15:21'43.540								
4	35.412	25.144	25.281	28.946	1'54.783	197,4	15:23'38.323								
5	35.581	25.095	25.357	28.807	1'54.840	195,7	15:25'33.163								
6	35.388	25.543	25.206	28.484	1'54.621	199,6	15:27'27.784								
7	35.658	24.991	25.202	28.431	1'54.282	193,2	15:29'22.066								
8	35.291	24.971	25.292	29.056	1'54.610	197,1	15:31'16.676								
9	35.799	25.102	25.113	29.131	1'55.145	196,4	15:33'11.821								
10	35.249	25.493	25.157	28.805	1'54.704	191,8	15:35'06.525								
11	35.532	25.132	25.454	28.503	1'54.621	190,1	15:37'01.146								
12	35.438	25.604	26.353	28.282	1'55.677	186,2	15:38'56.823								
13	35.353	25.631	25.546	28.664	1'55.194	195,7	15:40'52.017								
								Race Time 24'57.345							

10° 88 D. MOGEDA (1'54.372)															
Lap	Seg.1	Seg.2	Seg.3	Seg.4	Lap Time	km/h	Local Time								
1		25.818	26.207	29.179	1'57.214	193,3	15:17'51.886								
2	35.439	25.878	25.535	28.700	1'55.552	203,0	15:19'47.438								
3	35.495	25.766	25.548	28.633	1'55.442	193,5	15:21'42.880								
4	35.519	25.303	25.183	28.500	1'54.505	199,3	15:23'37.385								
5	35.500	25.304	25.270	28.538	1'54.612	193,5	15:25'31.997								
6	35.395	25.334	25.387	28.515	1'54.631	197,1	15:27'26.628								
7	35.346	25.504	25.498	28.373	1'54.721	197,4	15:29'21.349								
8	35.495	25.024	25.324	28.745	1'54.588	197,4	15:31'15.937								
9	35.300	25.648	25.548	29.137	1'55.633	200,0	15:33'11.570								
10	35.399	25.058	25.415	28.874	1'54.746	196,0	15:35'06.316								
11	35.603	24.939	25.568	28.262	1'54.372	192,5	15:37'00.688								
12	35.921	25.759	25.532	28.288	1'55.500	186,5	15:38'56.188								
13	35.745	25.169	25.919	28.301	1'55.134	189,5	15:40'51.322								
								Race Time 24'56.650							

14° 26 M. GENNAI (1'54.765)															
Lap	Seg.1	Seg.2	Seg.3	Seg.4	Lap Time	km/h	Local Time								
1		26.090	25.936	29.156	1'58.699	196,0	15:17'53.371								
2	35.640	26.668	25.341	29.339	1'56.988	196,7	15:19'50.359								
3	35.745	25.300	25.246	28.517	1'54.808	191,5	15:21'45.167								
4	35.900	25.266	25.053	28.546	1'54.765	190,8	15:23'39.932								
5	36.307	25.301	25.369	28.191	1'55.168	190,8	15:25'35.100								
6	36.173	25.287	26.074	28.153	1'55.687	185,9	15:27'30.787								
7	36.348	25.607	25.643	28.220	1'55.818	187,8	15:29'26.605								
8	36.282	25.368	25.403	28.325	1'55.378	187,5	15:31'21.983								
9	36.359	25.324	25.366	28.381	1'55.430	186,5	15:33'17.413								
10	36.442	25.386	25.452	28.198	1'55.478	184,0	15:35'12.891								
11	36.274	25.379	25.387	28.108	1'55.148	184,0	15:37'08.039								
12	36.340	25.293	25.513	28.253	1'55.399	184,6	15:39'03.438								
13	36.716	25.545	25.444	28.466	1'56.171	183,1	15:40'59.609								
								Race Time 25'04.937							

11° 11 A. CARRASCO (1'54.343)															
Lap	Seg.1	Seg.2	Seg.3	Seg.4	Lap Time	km/h	Local Time								
1		25.926	26.207	29.498	1'57.911	198,9	15:17'52.583								
2	35.847	25.254	25.723	28.896	1'55.720	196,4	15:19'48.303								
3	35.583	25.484	25.565	28.815	1'55.447	198,5	15:21'43.750								
4	35.393	25.447	25.292	28.647	1'54.779	202,6	15:23'38.529								
5	35.294	25.028	25.325	28.738	1'54.385	198,9	15:25'32.914								
6	35.515	25.299	25.300	28.388	1'54.502	198,9	15:27'27.416								
7	35.648	24.996	25.461	28.238	1'54.343	194,2	15:29'21.759								
8	35.309	25.125	25.224	29.150	1'54.808	199,6	15:31'16.567								
9	35.807	25.142	25.402	29.058	1'55.409	192,5	15:33'11.976								
10	35.291	25.536	25.406	28.640	1'54.873	199,6	15:35'06.849								
11	35.366	25.311	25.289	28.941	1'54.907	200,7	15:37'01.756								
12	35.586	25.236	25.522	28.409	1'54.753	191,8	15:38'56.509								
13	35.478	25.645	25.481	28.545	1'55.149	190,1	15:40'51.658								
								Race Time 24'56.986							

15° 41 M. GARCIA (1'54.809)															
Lap	Seg.1	Seg.2	Seg.3	Seg.4	Lap Time	km/h	Local Time								
1		26.214	25.970	29.967	1'59.256	194,6	15:17'53.928								
2	35.414	26.635	25.583	28.968	1'56.600	201,5	15:19'50.528								
3	35.596	25.546	25.330	28.575	1'55.047	198,5	15:21'45.575								
4	35.485	25.829	25.375	28.801	1'55.490	194,6	15:23'41.065								
5	35.895	25.555	25.495	28.756	1'55.701	197,4	15:25'36.766								
6	35.742	25.967	25.581	28.621	1'55.911	189,1	15:27'32.677								
7	35.711	25.725	25.429	28.572	1'55.437	194,2	15:29'28.114								
8	35.573	25.447	25.511	28.873	1'55.404	197,1	15:31'23.518								
9	35.668	25.374	25.594	28.525	1'55.161	199,3	15:33'18.679								
10	35.650	25.423	25.535	28.382	1'54.990	189,8	15:35'13.669								
11	35.890	25.229	25.514	28.176	1'54.809	189,5	15:37'08.478								
12	35.828	25.534	25.703	28.228	1'55.293	184,9	15:39'03.771								
13	36.365	25.854	25.531	28.588	1'56.338	182,1	15:41'00.109								
								Race Time 25'05.437							

12° 46 S. DI SORA (1'54.332)							
Lap	Seg.1	Seg.2	Seg.3	Seg.4	Lap Time	km/h	Local Time
1		25.685	25.446	29.319	1'55.813	194,9	15:17'50.485
2	36.159	25.563	25.543	28.655	1'55.920	192,2	15:19'46.405
3	35.527	25.743	25.372	28.346	1'54.988	196,7	15:21'41.393
4	35.400	25.461	25.369	28.102	1'54.332	196,4	15:23'35.725
5	35.477	25.655	25.372	28.538	1'55.042	199,3	15:25'30.767
6	35.621	25.366	25.762	28.565	1'55.314	191,8	15:27'26.081
7	35.448	25.224	25.418	28.364	1'54.454	196,0	15:29'20.535
8	35.468	25.454	25.571	28.747	1'55.240	194,9	15:31'15.775
9	35.057	25.623	25.693	28.791	1'55.164	198,9	15:33'10.939
10	35.885	25.418	25.613	28.850	1'55.766	191,2	15:35'06.705

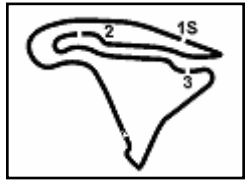
16° 77 R. BIJMAN (1'54.555)							
Lap	Seg.1	Seg.2	Seg.3	Seg.4	Lap Time	km/h	Local Time
1		26.321	26.001	29.975	1'59.389	200,4	15:17'54.061
2	35.575	25.452	25.606	28.508	1'55.141	198,9	15:19'49.202
3	35.848	25.175	25.335	28.909	1'55.267	194,6	15:21'44.469
4	35.710	25.099	25.426	30.598	1'56.833	196,7	15:23'41.302
5	35.633	25.170	25.305	28.447	1'54.555	196,7	15:25'35.857
6	36.069	25.889	25.630	28.262	1'55.850	185,9	15:27'31.707
7	35.888	25.203	25.673	28.343	1'55.107	194,2	15:29'26.814
8	36.108	25.911	25.429	29.048	1'56.496	188,8	15:31'23.310
9	35.827	25.282	25.523	28.562	1'55.194	193,5	15:33'18.504

05/09/2021 P = Pits In/Out - C = Lap Time Cancelled

These data/results cannot be reproduced, stored and/or transmitted in whole or in part by any manner of electronic, mechanical, photocopying, recording, broadcasting or otherwise now known or herein after developed without the previous express consent by the copyright owner, except for reproduction in daily press and regular printed publications on sale to the public within 60 days of the event related to those data/results and always provided that copyright symbol appears together as follows below.

© DORNA WSBK ORGANIZATION Srl 2021





Motul French Round, 3-5 September 2021

Chronological Analysis Race 2

Magny-Cours 4.411 m

Start at 15:15'54.672

3 / 5

10	35.889	25.612	25.671	28.385	1'55.557	190,8	15:35'14.061	9	35.652	25.073	25.261	28.708	1'54.694	196,0	15:33'21.317
11	35.525	25.864	25.234	28.580	1'55.203	190,1	15:37'09.264	10	35.686	25.199	25.498	28.021	1'54.404	193,9	15:35'15.721
12	35.554	25.356	25.646	28.198	1'54.754	189,1	15:39'04.018	11	35.466	25.465	25.457	28.151	1'54.539	196,0	15:37'10.260
13	36.157	25.632	25.623	28.741	1'56.153	178,8	15:41'00.171	12	35.146	26.099	25.568	28.207	1'55.020	197,1	15:39'05.280
								Race Time 25'05.499							
								13 35.371 25.897 25.959 28.482 1'55.709 199,3 15:41'00.989							
								Race Time 25'06.317							

17° 85 K. SABATUCCI (1'54.150)															
Lap	Seg.1	Seg.2	Seg.3	Seg.4	Lap Time	km/h	Local Time								
1		25.186	25.646	28.466	2'03.338	189,8	15:17'58.010								
2	36.186	25.651	25.614	29.018	1'56.469	199,3	15:19'54.479								
3	36.407	25.108	25.498	28.434	1'55.447	193,9	15:21'49.926								
4	35.837	25.207	25.507	28.380	1'54.931	195,7	15:23'44.857								
5	36.259	25.058	25.527	28.304	1'55.148	192,9	15:25'40.005								
6	36.274	25.297	25.927	28.363	1'55.861	191,8	15:27'35.866								
7	36.342	25.146	25.548	28.587	1'55.623	196,4	15:29'31.489								
8	36.022	25.086	25.562	28.215	1'54.885	190,8	15:31'26.374								
9	36.006	25.042	25.240	28.489	1'54.777	196,0	15:33'21.151								
10	35.913	25.302	25.421	28.134	1'54.770	193,9	15:35'15.921								
11	35.613	25.005	25.276	28.256	1'54.150	194,6	15:37'10.071								
12	35.315	25.472	25.454	28.332	1'54.573	191,5	15:39'04.644								
13	35.721	25.712	25.542	28.777	1'55.752	194,6	15:41'00.396								
								Race Time 25'05.722							

21° 23 S. MARKARIAN (1'54.943)															
Lap	Seg.1	Seg.2	Seg.3	Seg.4	Lap Time	km/h	Local Time								
1		26.263	26.005	29.124	1'59.057	200,4	15:17'53.729								
2	35.287	26.875	25.470	28.799	1'56.431	202,2	15:19'50.160								
3	35.973	25.398	25.402	28.503	1'55.276	191,8	15:21'45.436								
4	35.647	25.552	25.547	29.466	1'56.212	190,5	15:23'41.648								
5	35.503	25.574	25.546	28.717	1'55.340	203,8	15:25'36.988								
6	35.494	25.722	25.599	28.547	1'55.362	193,2	15:27'32.350								
7	36.038	25.569	25.479	28.560	1'55.646	194,9	15:29'27.996								
8	35.645	25.371	25.506	28.599	1'55.121	199,3	15:31'23.117								
9	35.973	25.287	25.492	28.508	1'55.260	194,2	15:33'18.377								
10	35.979	25.554	25.516	28.569	1'55.618	186,9	15:35'13.995								
11	35.545	25.389	25.531	28.478	1'54.943	191,2	15:37'08.938								
12	35.880	25.287	25.649	28.631	1'55.447	188,5	15:39'04.385								
13	35.719	26.270	25.966	28.936	1'56.891	185,6	15:41'01.276								
								Race Time 25'06.604							

18° 53 P. SVOBODA (1'54.771)															
Lap	Seg.1	Seg.2	Seg.3	Seg.4	Lap Time	km/h	Local Time								
1		26.003	25.933	29.873	2'00.056	197,4	15:17'54.728								
2	36.203	25.520	25.236	29.054	1'56.013	189,1	15:19'50.741								
3	35.468	25.683	25.246	28.677	1'55.074	198,2	15:21'45.815								
4	35.317	25.657	25.289	28.528	1'54.791	200,0	15:23'40.606								
5	35.686	25.365	25.578	28.843	1'55.472	197,1	15:25'36.078								
6	35.859	26.163	25.539	28.340	1'55.901	184,3	15:27'31.979								
7	35.608	25.448	25.624	28.382	1'55.062	192,9	15:29'27.041								
8	35.867	25.801	25.534	28.938	1'56.140	187,2	15:31'23.181								
9	35.967	25.657	25.484	28.619	1'55.727	190,5	15:33'18.908								
10	35.539	25.730	25.682	28.391	1'55.342	188,5	15:35'14.250								
11	35.380	25.574	25.367	28.450	1'54.771	190,8	15:37'09.021								
12	35.837	25.920	25.287	28.462	1'55.506	188,2	15:39'04.527								
13	35.528	26.225	25.627	28.643	1'56.023	186,2	15:41'00.550								
								Race Time 25'05.878							

22° 52 O. KONIG (1'55.136)															
Lap	Seg.1	Seg.2	Seg.3	Seg.4	Lap Time	km/h	Local Time								
1		26.307	25.945	29.915	1'59.842	201,5	15:17'54.514								
2	36.385	25.675	25.303	28.974	1'56.337	187,8	15:19'50.851								
3	35.608	25.553	25.288	28.687	1'55.136	198,9	15:21'45.987								
4	35.518	25.593	25.441	28.920	1'55.472	197,8	15:23'41.459								
5	35.597	25.346	25.494	28.707	1'55.144	206,1	15:25'36.603								
6	35.881	25.842	25.559	28.606	1'55.888	189,1	15:27'32.491								
7	35.820	25.531	25.347	28.487	1'55.185	197,8	15:29'27.676								
8	35.921	25.815	25.582	28.735	1'56.053	192,2	15:31'23.729								
9	35.725	25.634	25.349	28.778	1'55.486	200,7	15:33'19.215								
10	35.870	25.369	25.526	28.638	1'55.403	189,1	15:35'14.618								
11	35.791	25.634	25.326	28.505	1'55.256	193,2	15:37'09.874								
12	35.528	25.934	25.490	28.726	1'55.678	192,9	15:39'05.552								
13	35.627	26.114	25.539	28.551	1'55.831	192,2	15:41'01.383								
								Race Time 25'06.711							

19° 59 A. ZANCA (1'54.608)															
Lap	Seg.1	Seg.2	Seg.3	Seg.4	Lap Time	km/h	Local Time								
1		26.664	26.279	29.637	2'00.426	194,6	15:17'55.098								
2	36.209	25.764	25.500	28.807	1'56.280	198,5	15:19'51.378								
3	35.494	25.572	25.704	29.378	1'56.148	198,9	15:21'47.526								
4	36.008	25.549	25.741	28.621	1'55.919	193,5	15:23'43.445								
5	35.760	25.596	25.593	28.529	1'55.478	193,9	15:25'38.923								
6	35.829	25.415	25.597	28.399	1'55.240	189,1	15:27'34.163								
7	35.679	25.531	25.504	28.632	1'55.346	197,4	15:29'29.509								
8	35.924	25.587	25.405	28.559	1'55.475	194,6	15:31'24.984								
9	35.772	25.392	25.390	28.374	1'54.928	194,2	15:33'19.912								
10	35.343	25.453	25.598	28.662	1'55.056	196,7	15:35'14.968								
11	35.377	25.416	25.301	28.514	1'54.608	197,4	15:37'09.576								
12	35.317	25.591	25.525	29.119	1'55.552	191,8	15:39'05.128								
13	35.279	26.052	25.691	28.652	1'55.674	194,6	15:41'00.802								
								Race Time 25'06.130							

23° 7 J. GIMBERT (1'55.506)															
Lap	Seg.1	Seg.2	Seg.3	Seg.4	Lap Time	km/h	Local Time								
1		25.988	25.824	29.353	1'57.604	193,9	15:17'52.276								
2	36.166	25.510	25.686	29.110	1'56.472	197,4	15:19'48.748								
3	35.880	25.322	25.497	28.807	1'55.506	196,0	15:21'44.254								
4	35.880	25.547	25.473	29.550	1'56.450	196,0	15:23'40.704								
5	36.186	25.380	25.502	28.646	1'55.714	197,1	15:25'36.418								
6	37.017	25.503	25.672	28.641	1'56.833	186,9	15:27'33.251								
7	36.371	25.367	25.656	28.596	1'55.990	190,8	15:29'29.241								
8	36.207	25.620	25.692	28.633	1'56.152	195,3	15:31'25.393								
9	36.032	25.351	25.592	28.605	1'55.580	191,2	15:33'20.973								
10	36.158	25.431	25.770	28.511	1'55.870	192,2	15:35'16.843								
11	36.050	25.523	25.667	28.654	1'55.894	188,8	15:37'12.737								
12	36.344	25.577	25.925	28.738	1'56.584	184,3	15:39'09.321								
13	36.794	25.560	25.912	28.539	1'56.805	184,0	15:41'06.126								
								Race Time 25'11.454							

20° 2 A. CARRION (1'54.404)							
Lap	Seg.1	Seg.2	Seg.3	Seg.4	Lap Time	km/h	Local Time
1		26.496	26.098	29.449	1'59.084	198,5	15:17'53.756
2	41.198	25.688	25.676	28.908	2'01.470	197,8	15:19'55.226
3	35.732	25.323	25.756	28.495	1'55.306	196,0	15:21'50.532
4	35.495	25.750	25.477	28.472	1'55.194	196,0	15:23'45.726
5	35.611	25.285	25.647	28.099	1'54.642	200,0	15:25'40.368
6	35.838	25.296	25.961	28.610	1'55.705	191,2	15:27'36.073
7	36.054	25.165	25.764	28.262	1'55.245	194,2	15:29'31.318
8	36.208	25.283	25.523	28.291	1'55.305	190,5	15:31'26.623

24° 15 A. COPPOLA (1'54.573)							
Lap	Seg.1	Seg.2	Seg.3	Seg.4	Lap Time	km/h	Local Time
1		26.369	26.231	30.597	2'01.434	195,7	15:17'56.106
2	37.354	25.736	25.837	29.022	1'57.949	185,9	15:19'54.055
3	35.978	25.883	25.332	28.855	1'56.048	193,9	15:21'50.103
4	35.724	25.341	25.391	28.633	1'55.089	198,5	15:23'45.192
5	35.970	25.644	26.059	28.582	1'56.255	192,9	15:25'41.447
6	35.870	25.438	25.695	28.574	1'55.577	186,9	15:27'37.024
7	36.101	25.063	25.311	28.997	1'55.472	191,2	15:29'32.496

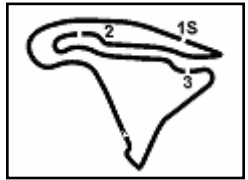
05/09/2021

P = Pits In/Out - C = Lap Time Cancelled

These data/results cannot be reproduced, stored and/or transmitted in whole or in part by any manner of electronic, mechanical, photocopying, recording, broadcasting or otherwise now known or herein after developed without the previous express consent by the copyright owner, except for reproduction in daily press and regular printed publications on sale to the public within 60 days of the event related to those data/results and always provided that copyright symbol appears together as follows below.

© DORNA WSBK ORGANIZATION Srl 2021





Motul French Round, 3-5 September 2021

Chronological Analysis Race 2

Magny-Cours 4.411 m

Start at 15:15'54.672

4 / 5

8	35.908	25.119	25.278	28.268	1'54.573	192,9	15:31'27.069	7	36.545	25.808	25.931	28.604	1'56.888	190,1	15:29'41.203		
9	35.800	25.245	25.509	28.432	1'54.986	191,5	15:33'22.055	8	36.656	25.601	25.746	28.664	1'56.667	184,6	15:31'37.870		
10	35.888	25.326	25.353	28.946	1'55.513	188,5	15:35'17.568	9	36.520	25.732	25.838	28.732	1'56.822	188,5	15:33'34.692		
11	35.884	25.246	25.648	28.885	1'55.663	188,8	15:37'13.231	10	36.511	25.747	25.676	28.652	1'56.586	187,8	15:35'31.278		
12	36.098	25.599	25.730	28.904	1'56.331	179,7	15:39'09.562	11	36.215	25.418	26.029	28.781	1'56.443	185,2	15:37'27.721		
13	36.598	25.688	25.885	28.947	1'57.118	186,2	15:41'06.680	12	36.618	25.568	26.168	28.577	1'56.931	186,5	15:39'24.652		
								Race Time	25'12.008	13	37.121	25.920	25.820	29.567	1'58.428	176,8	15:41'23.080

Race Time 25'28.408

25° 35 Y. SAIZ MARQUEZ (1'54.629)

Lap	Seg.1	Seg.2	Seg.3	Seg.4	Lap Time	km/h	Local Time		
1		26.505	26.060	30.309	2'01.288	196,7	15:17'55.960		
2	37.421	25.561	25.830	28.974	1'57.786	192,5	15:19'53.746		
3	36.266	25.756	25.632	29.448	1'57.102	189,8	15:21'50.848		
4	35.953	25.446	25.320	28.832	1'55.551	191,5	15:23'46.399		
5	35.738	25.625	25.602	28.679	1'55.644	196,7	15:25'42.043		
6	35.607	25.684	25.741	28.500	1'55.532	194,9	15:27'37.575		
7	35.940	25.223	25.308	28.703	1'55.174	194,9	15:29'32.749		
8	35.780	25.312	25.254	28.283	1'54.629	195,3	15:31'27.378		
9	35.651	25.322	25.465	28.541	1'54.979	195,7	15:33'22.357		
10	35.628	25.027	25.424	28.726	1'54.805	194,9	15:35'17.162		
11	35.744	25.682	25.610	28.761	1'55.797	192,2	15:37'12.959		
12	36.143	25.733	26.289	28.609	1'56.774	187,2	15:39'09.733		
13	36.480	25.813	25.877	28.927	1'57.097	185,6	15:41'06.830		
								Race Time	25'12.158

29° 55 A. FRAPPOLA (1'56.545)

Lap	Seg.1	Seg.2	Seg.3	Seg.4	Lap Time	km/h	Local Time		
1		25.978	25.787	29.578	2'00.988	189,8	15:17'55.660		
2	37.638	25.796	26.127	29.485	1'59.046	192,2	15:19'54.706		
3	36.492	25.719	25.754	28.975	1'56.940	190,5	15:21'51.646		
4	36.385	26.003	25.804	28.821	1'57.013	189,1	15:23'48.659		
5	36.762	25.632	25.941	28.691	1'57.026	187,2	15:25'45.685		
6	37.073	25.813	26.194	28.806	1'57.886	180,3	15:27'43.571		
7	37.278	26.293	26.011	28.843	1'58.425	183,4	15:29'41.996		
8	36.516	25.601	25.910	28.649	1'56.676	189,5	15:31'38.672		
9	36.428	25.675	25.933	28.681	1'56.717	186,2	15:33'35.389		
10	36.489	25.567	25.946	28.883	1'56.885	184,6	15:35'32.274		
11	36.268	25.683	25.866	28.728	1'56.545	182,1	15:37'28.819		
12	36.242	25.662	26.167	28.584	1'56.655	182,7	15:39'25.474		
13	36.235	26.177	26.157	29.219	1'57.788	186,2	15:41'23.262		
								Race Time	25'28.590

26° 19 V. RODRIGUEZ NUNEZ (1'55.777)

Lap	Seg.1	Seg.2	Seg.3	Seg.4	Lap Time	km/h	Local Time		
1		26.606	26.002	29.658	1'58.582	194,2	15:17'53.254		
2	35.764	25.966	25.992	31.485	1'59.207	198,2	15:19'52.461		
3	36.307	25.624	25.914	29.016	1'56.861	193,2	15:21'49.322		
4	36.446	25.670	25.570	29.114	1'56.800	190,8	15:23'46.122		
5	35.937	25.436	25.781	28.623	1'55.777	194,9	15:25'41.899		
6	35.684	25.626	25.811	29.015	1'56.136	195,3	15:27'38.035		
7	36.289	25.647	26.157	28.896	1'56.989	192,5	15:29'35.024		
8	36.457	25.675	26.138	28.876	1'57.146	189,1	15:31'32.170		
9	36.498	25.838	25.951	29.280	1'57.567	187,2	15:33'29.737		
10	36.677	25.627	25.946	28.925	1'57.175	184,6	15:35'26.912		
11	36.798	25.653	26.082	28.815	1'57.348	184,0	15:37'24.260		
12	36.805	25.721	26.211	28.775	1'57.512	182,4	15:39'21.772		
13	36.870	25.774	26.219	28.967	1'57.830	182,4	15:41'19.602		
								Race Time	25'24.930

30° 44 C. STANGE (1'55.624)

Lap	Seg.1	Seg.2	Seg.3	Seg.4	Lap Time	km/h	Local Time		
1		26.486	25.931	44.685	2'14.699	201,9	15:18'09.371		
2	37.163	25.737	26.031	28.498	1'57.429	181,8	15:20'06.800		
3	36.885	25.658	25.941	28.413	1'56.897	181,5	15:22'03.697		
4	36.650	26.361	25.892	28.572	1'57.475	182,1	15:24'01.172		
5	36.421	25.639	25.803	28.259	1'56.122	186,2	15:25'57.294		
6	36.673	25.459	26.168	28.225	1'56.525	180,3	15:27'53.819		
7	36.702	25.356	25.664	28.371	1'56.093	181,8	15:29'49.912		
8	36.511	25.257	25.593	28.273	1'55.634	183,7	15:31'45.546		
9	36.407	25.270	25.509	28.438	1'55.624	183,1	15:33'41.170		
10	36.413	25.361	25.620	28.421	1'55.815	180,0	15:35'36.985		
11	36.379	25.428	25.708	28.132	1'55.647	180,9	15:37'32.632		
12	36.500	25.568	25.732	28.298	1'56.098	179,4	15:39'28.730		
13	36.676	25.613	26.059	28.325	1'56.673	179,7	15:41'25.403		
								Race Time	25'30.731

27° 79 A. QUINET (1'56.450)

Lap	Seg.1	Seg.2	Seg.3	Seg.4	Lap Time	km/h	Local Time		
1		26.425	26.286	29.354	2'01.754	187,8	15:17'56.426		
2	37.401	25.751	26.597	29.418	1'59.167	193,9	15:19'55.593		
3	36.237	26.188	26.323	28.701	1'57.449	197,8	15:21'53.042		
4	36.408	25.755	26.141	28.965	1'57.269	191,8	15:23'50.311		
5	36.549	26.054	25.823	28.634	1'57.060	186,2	15:25'47.371		
6	36.434	26.135	26.046	28.576	1'57.191	184,6	15:27'44.562		
7	36.324	25.941	25.912	28.653	1'56.830	195,3	15:29'41.392		
8	36.328	25.873	25.837	28.540	1'56.578	189,5	15:31'37.970		
9	36.377	25.575	26.192	28.681	1'56.825	187,8	15:33'34.795		
10	36.371	25.969	26.119	28.787	1'57.246	185,6	15:35'32.041		
11	36.492	25.557	25.902	28.499	1'56.450	182,4	15:37'28.491		
12	36.135	25.541	26.178	28.714	1'56.568	186,9	15:39'25.059		
13	36.624	25.913	26.146	28.889	1'57.572	182,4	15:41'22.631		
								Race Time	25'27.959

31° 22 J. ROMERO (1'57.395)

Lap	Seg.1	Seg.2	Seg.3	Seg.4	Lap Time	km/h	Local Time		
1		26.431	26.051	29.638	2'01.598	191,5	15:17'56.270		
2	37.690	25.857	26.155	28.959	1'58.661	190,8	15:19'54.931		
3	36.817	25.546	25.894	29.138	1'57.395	191,8	15:21'52.326		
4	36.845	25.891	26.122	28.728	1'57.586	186,5	15:23'49.912		
5	36.968	26.358	26.060	28.834	1'58.220	183,1	15:25'48.132		
6	37.046	25.891	26.231	28.956	1'58.124	182,1	15:27'46.256		
7	37.474	25.739	26.210	29.181	1'58.604	182,1	15:29'44.860		
8	37.286	25.760	26.163	29.150	1'58.359	183,1	15:31'43.219		
9	37.262	26.067	26.380	29.326	1'59.035	182,4	15:33'42.254		
10	37.332	25.925	26.473	29.340	1'59.070	180,0	15:35'41.324		
11	37.542	25.824	26.559	29.162	1'59.087	178,8	15:37'40.411		
12	37.528	26.018	26.657	29.064	1'59.267	175,9	15:39'39.678		
13	37.853	26.049	26.667	29.132	1'59.701	176,2	15:41'39.379		
								Race Time	25'44.707

28° 62 A. NEGRIER (1'56.443)

Lap	Seg.1	Seg.2	Seg.3	Seg.4	Lap Time	km/h	Local Time		
1		25.647	25.902	29.238	2'04.891	191,2	15:17'59.563		
2	36.563	25.835	25.675	29.039	1'57.112	188,2	15:19'56.675		
3	36.655	25.784	25.703	28.589	1'56.731	186,5	15:21'53.406		
4	36.082	25.886	25.669	29.084	1'56.721	189,5	15:23'50.127		
5	36.716	25.860	25.789	28.718	1'57.083	185,6	15:25'47.210		
6	36.609	25.934	26.009	28.553	1'57.105	186,2	15:27'44.315		
								Race Time	25'27.959

32° 63 D. PONCET (1'56.365)

Lap	Seg.1	Seg.2	Seg.3	Seg.4	Lap Time	km/h	Local Time
1		26.166	26.207	29.690	2'00.619	198,2	15:17'55.291
2	37.798	25.645	26.127	29.754	1'59.324	190,5	15:19'54.615
3	36.345	25.699	25.893	28.809	1'56.746	194,2	15:21'51.361
4	36.345	25.414	25.915	28.691	1'56.365	192,2	15:23'47.726
5	36.580	25.379	25.972	28.629	1'56.560	191,2	15:25'44.286

05/09/2021 P = Pits In/Out - C = Lap Time Cancelled

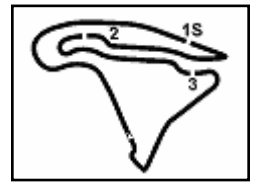
These data/results cannot be reproduced, stored and/or transmitted in whole or in part by any manner of electronic, mechanical, photocopying, recording, broadcasting or otherwise now known or herein after developed without the previous express consent by the copyright owner, except for reproduction in daily press and regular printed publications on sale to the public within 60 days of the event related to those data/results and always provided that copyright symbol appears together as follows below.

© DORNA WSBK ORGANIZATION Srl 2021



Official Fuel Supplier





Motul French Round, 3-5 September 2021

Chronological Analysis Race 2

Magny-Cours 4.411 m

Start at 15:15'54.672

5 / 5

6	36.595	25.711	26.540	28.767	1'57.613	185,6	15:27'41.899	8	36.273	25.070	25.577	28.360	1'55.280	187,2	15:31'19.651
7	36.892	25.639	26.149	28.656	1'57.336	186,9	15:29'39.235	9	35.919	24.980	25.429	28.221	1'54.549	187,2	15:33'14.200
8	36.668	25.583	26.025	28.708	1'56.984	187,5	15:31'36.219								Race Time 17'19.528
9	36.694	25.692	25.997	28.754	1'57.137	186,9	15:33'33.356								
10	36.721	25.591	26.130	28.781	1'57.223	184,3	15:35'30.579								
11	36.692	25.448	26.114	28.717	1'56.971	184,9	15:37'27.550								
12	36.730	25.442	26.450	28.885	1'57.507	183,7	15:39'25.057								
13	36.627	25.478	26.415	55.081	2'23.601	184,0	15:41'48.658								
															Race Time 25'53.986

33° 18 I. OFFER (1'59.238)

Lap	Seg.1	Seg.2	Seg.3	Seg.4	Lap Time	km/h	Local Time								
1		26.804	26.646	29.429	2'02.586	186,5	15:17'57.258								
2	37.092	26.262	26.504	29.443	1'59.301	197,1	15:19'56.559								
3	37.100	25.926	26.563	33.260	2'02.849	190,1	15:21'59.408								
4	37.648	26.345	26.598	29.586	2'00.177	182,1	15:23'59.585								
5	37.444	26.175	26.515	29.210	1'59.344	183,4	15:25'58.929								
6	37.287	26.130	26.783	29.311	1'59.511	180,9	15:27'58.440								
7	37.595	26.065	26.670	29.171	1'59.501	180,9	15:29'57.941								
8	37.577	26.131	26.709	29.198	1'59.615	180,3	15:31'57.556								
9	37.454	26.105	26.899	29.061	1'59.519	179,7	15:33'57.075								
10	37.413	26.039	26.730	1'59.238	1'59.238	178,8	15:35'56.313								
11	37.428	26.157	26.852	29.318	1'59.755	178,5	15:37'56.068								
12	37.495	26.127	26.926	29.212	1'59.760	177,6	15:39'55.828								
13	37.675	26.155	26.930	29.701	2'00.461	177,9	15:41'56.289								
															Race Time 26'01.617

RET 87 T. KAWAKAMI (1'53.744)

Lap	Seg.1	Seg.2	Seg.3	Seg.4	Lap Time	km/h	Local Time								
1		26.002	25.978	29.252	1'57.734	198,5	15:17'52.406								
2	35.394	25.715	25.480	28.709	1'55.298	198,2	15:19'47.704								
3	35.329	25.520	25.397	28.435	1'54.681	195,3	15:21'42.385								
4	35.761	25.250	25.216	28.320	1'54.547	194,2	15:23'36.932								
5	35.491	25.565	25.227	28.640	1'54.923	195,3	15:25'31.855								
6	35.319	25.424	25.379	28.465	1'54.587	192,5	15:27'26.442								
7	35.510	24.951	25.137	28.308	1'53.906	193,9	15:29'20.348								
8	35.370	25.216	25.209	28.977	1'54.772	191,8	15:31'15.120								
9	35.648	25.164	25.289	28.564	1'54.665	197,1	15:33'09.785								
10	35.258	25.343	25.552	28.423	1'54.576	197,1	15:35'04.361								
11	35.195	24.934	25.374	28.241	1'53.744	193,9	15:36'58.105								
12	35.154	25.301	25.486	28.355	1'54.296	193,5	15:38'52.401								
															Race Time 22'57.729

RET 54 B. SOFUOGLU (1'54.279)

Lap	Seg.1	Seg.2	Seg.3	Seg.4	Lap Time	km/h	Local Time								
1		25.928	25.748	29.044	1'56.518	198,2	15:17'51.190								
2	35.499	25.905	25.198	28.367	1'54.969	196,4	15:19'46.159								
3	35.628	25.472	25.017	28.292	1'54.409	184,9	15:21'40.568								
4	35.315	25.124	25.279	28.671	1'54.389	189,1	15:23'34.957								
5	35.489	25.223	25.637	28.406	1'54.755	189,1	15:25'29.712								
6	35.959	25.388	25.310	28.380	1'55.037	182,4	15:27'24.749								
7	35.777	25.174	25.380	28.317	1'54.648	191,8	15:29'19.397								
8	35.555	25.391	25.569	28.826	1'55.341	189,8	15:31'14.738								
9	35.319	25.031	25.747	28.417	1'54.514	193,5	15:33'09.252								
10	35.141	25.570	25.258	28.465	1'54.434	194,9	15:35'03.686								
11	35.468	25.399	25.038	28.374	1'54.279	185,9	15:36'57.965								
															Race Time 21'03.293

RET 73 J. PEREZ GONZALEZ (1'53.943)

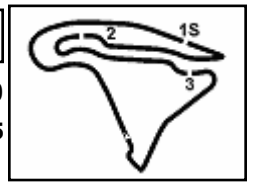
Lap	Seg.1	Seg.2	Seg.3	Seg.4	Lap Time	km/h	Local Time
1		25.866	25.448	29.565	1'56.585	195,3	15:17'51.257
2	35.789	25.998	25.401	28.581	1'55.769	195,3	15:19'47.026
3	35.357	25.455	25.423	28.293	1'54.528	194,9	15:21'41.554
4	35.343	25.115	25.348	28.137	1'53.943	197,8	15:23'35.497
5	35.536	25.751	28.467	28.893	1'58.647	196,4	15:25'34.144
6	35.860	25.262	25.492	28.277	1'54.891	188,5	15:27'29.035
7	35.828	25.487	25.616	28.405	1'55.336	188,8	15:29'24.371

05/09/2021 P = Pits In/Out - C = Lap Time Cancelled

These data/results cannot be reproduced, stored and/or transmitted in whole or in part by any manner of electronic, mechanical, photocopying, recording, broadcasting or otherwise now known or herein after developed without the previous express consent by the copyright owner, except for reproduction in daily press and regular printed publications on sale to the public within 60 days of the event related to those data/results and always provided that copyright symbol appears together as follows below.

© DORNA WSBK ORGANIZATION Srl 2021





Magny-Cours 4.411 m

Motul French Round, 3-5 September 2021

Race Winner

	2018	2019	2020	2021
01 Aragon	Meuffels K. (NED) KTM	Gonzalez M. (ESP) KAW	RC1: Buis J. (NED) KAW RC2: Buis J. (NED) KAW	RC1: Huertas A. (ESP) KAW RC2: Booth-Amos T. (GBR) KAW
02 Misano	Bastianelli M. (ITA) KAW	Carrasco A. (ESP) KAW		RC1: Huertas A. (ESP) KAW RC2: Carrasco A. (ESP) KAW
03 Assen	Grunwald L. (GER) KTM	Gonzalez M. (ESP) KAW		RC1: Huertas A. (ESP) KAW RC2: Booth-Amos T. (GBR) KAW
04 Most				RC1: Steeman V. (NED) KTM RC2: Buis J. (NED) KAW
05 Magny-Cours	Valle D. (ESP) YAM	Carrasco A. (ESP) KAW	RC1: Buis J. (NED) KAW RC2: Garcia M. (ESP) KAW	RC1: Huertas A. (ESP) KAW RC2: Huertas A. (ESP) KAW
06 Barcelona			RC1: Booth-Amos T. (GBR) KAW RC2: Okaya Y. (JPN) KAW	
07 Jerez		RC1: Garcia M. (ESP) KAW RC2: Gonzalez M. (ESP) KAW	RC1: Orradre U. (ESP) YAM RC2: Sofuoglu B. (TUR) YAM	
08 Portimao	Deroue S. (NED) KAW	Deroue S. (NED) KAW	RC1: Carrasco A. (ESP) KAW RC2: Deroue S. (NED) KAW	

2021

- 5 **A. Huertas**
- 2 T. Booth-Amos
- 1 J. Buis
- 1 A. Carrasco
- 1 V. Steeman

ALL TIMES

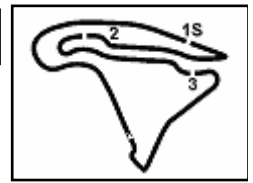
- 7 A. Carrasco
- 6 S. Deroue
- 5 J. Buis
- 5 **A. Huertas**
- 4 M. Garcia
- 3 T. Booth-Amos
- 3 M. Gonzalez
- 3 M. Perez
- 2 G. Hendra Pratama
- 2 K. Meuffels
- 2 B. Sofuoglu
- 1 M. Bastianelli
- 1 A. Coppola
- 1 L. Grunwald
- 1 Y. Okaya
- 1 U. Orradre
- 1 K. Sabatucci
- 1 V. Steeman
- 1 D. Valle

05/09/2021

These data/results cannot be reproduced, stored and/or transmitted in whole or in part by any manner of electronic, mechanical, photocopying, recording, broadcasting or otherwise now known or herein after developed without the previous express consent by the copyright owner, except for reproduction in daily press and regular printed publications on sale to the public within 60 days of the event related to those data/results and always provided that copyright symbol appears together as follows below.

© DORNA WSBK ORGANIZATION Srl 2021





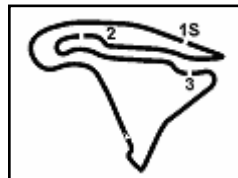
Magny-Cours 4.411 m

Motul French Round, 3-5 September 2021 Pirelli Best Lap Award

	Points	Points From First	Points From Previous	May 23	June 13	July 25	August 8	September 5	September 19	September 26	October 3						
				ARAGON	MISANO	ASSEN	MOST	MAGNY-COURS	BARCELONA	JEREZ	PORTIMAO						
1 BOOTH-AMOS Tom (GBR)	2							1	1								
2 KAWAKAMI Meikon (BRA)	2	0		1		1											
3 CARRASCO Ana (ESP)	2	0	0	1	1												
4 BUIS Jeffrey (NED)	1	1	1						1								
5 HUERTAS Adrian (ESP)	1	1	0				1										
6 MEUFFELS Koen (NED)	1	1	0				1										
7 ORRADRE Unai (ESP)	1	1	0		1												

05/09/2021 First Line: Championship Standings - Second Line: Ranking Progression
 These data/results cannot be reproduced, stored and/or transmitted in whole or in part by any manner of electronic, mechanical, photocopying, recording, broadcasting or otherwise now known or herein after developed without the previous express consent by the copyright owner, except for reproduction in daily press and regular printed publications on sale to the public within 60 days of the event related to those data/results and always provided that copyright symbol appears together as follows below.
 © DORNA WSBK ORGANIZATION Srl 2021





Magny-Cours 4.411 m

Motul French Round, 3-5 September 2021

Rider's Performance

1 / 2

Rider	Points	Points From First	Points From Previous	May 23		June 13		July 25		August 8		September 5		September 19		September 26		October 3		
				ARAGON	MISANO	ASSEN	MOST	MAGNY-COURS	BARCELONA	JEREZ	PORTIMAO									
				G 1	2	G 1	2	G 1	2	G 1	2	G 1	2	G 1	2	G 1	2	G 1	2	
1 HUERTAS	179			2	1	3	6	1	10	3	1	5	3	6	5	1	1	1		
2 BOOTH-AMOS	158	21		4	2	1	7	2	17	5	Rt	1	6	8	2	2	2	2		
3 BUIS	102	77	56	8	6	12	21	28	7	2	3	4	7	7	1	3	25	3		
4 DI SORA	97	82	5	7	5	8	19	Rt	3	15	4	3	14	4	Rt	4	3	12		
5 STEEMAN	74	105	23	29	26	18	9	14	9	1	8	8	1	1	4	12	8	13		
6 OKAYA	68	111	6	11	3	4	13	4	Rt	7	Rt	6	16	11	Rt	10	Rt	5		
7 DE CANCELLIS	62	117	6	17	12	7	4	3	Rt	9	Rt	2	11	9	10	11	Rt	Rt		
8 MEUFFELS	58	121	4	16	8	Rt	5	11	12	11	2	9	28	14	8	18	12	Rt		
9 CARRASCO	51	128	7	13	11	5	14	15	1	13	Rt	15	37	24	21	16	13	11		
10 LOUREIRO	51	128	0	21	15	11	10	16	5	17	7	11	27	19	17	6	4	9		
11 KAWAKAMI	48	131	3	6	27	10	20	5	2	12	Rt	10	10	18	Rt	17	11	Rt		
12 CARRION	41	138	7				24	27	Rt	20	11	16	5	2	3	24	Rt	20		
13 MASTROLUCA	41	138	0	31	16	22	11	Rt	4	14	Rt	12	18	21	11	8	7	6		
14 KAWAKAMI	41	138	0	1	7	6	8	12	Rt	4	9	14	24	Rt	14	21	9	Rt		
15 ORRADRE	39	140	2	3	4	2	12	Rt	22	10	10	25	13	Rt	Rt					
16 KONIG	37	142	2	19	38	29	35	24	8	29	13	23	2	3	6	32	21	22		
17 GENNAI	36	143	1	27	18	21	30	6	24	16	Rt	7	12	10	7	33	17	14		
18 SOFUOGLU	32	147	4	14	Rt	Rt	1	Rt	6	8	5	32	9	5	Rt	9	Rt	Rt		
19 IERACI	21	158	11	9	10	9	18	8	Rt	18	Rt									
20 IGLESIAS	20	159	1	5	14	16	22	18	Rt	19	Rt	20	25	29	19	5	6	8		
21 PEREZ GONZALEZ	18	161	2	22	19	13	2	Rt	11	32	Rt	Rt	8	12	Rt	7	10	Rt		
22 MOGEDA	17	162	1										13	5	10					
23 BERTA VINALES	14	165	3	28	29	27	34	25	20				26	20	16	14	15	4		
24 RODRIGUEZ NUNE	13	166	1	10	Rt	Rt	27	10	Rt	6	26	17	20	38	9	15	Rt	26		
25 KHOURI	12	167	1	15	9	28	26			31	12	31	29	22	15	22	Rt	Rt		
26 SABATUCCI	10	169	2	34	22	Rt	36	21	Rt	22	6	19	22	27	Rt	27	19	17		
27 PALAZZI	10	169	0	30	25	19	29	9	13	33	Rt	30	39	30	23					
28 RUIZ	9	170	1													29	Rt	7		
29 PEREZ SELFA	9	170	0	21	Rt		3	7	Rt	23	Rt	Rt	23	Rt	Rt	31	Rt	Rt		
30 GARCIA	8	171	1	12	13	15	16	13	Rt							23	20	15		
31 SVOBODA	7	172	1	33	30	20	31	Rt	19	25	Rt	13	19	16	12	28	Rt	18		
32 BIJMAN	6	173	1	25	23	17	25	20	15	24	Rt	Rt	4	13	Rt	20	14	16		
33 NUNEZ ROLDAN	3	176	3										31	Rt	13					
34 COPPOLA	2	177	1				33	Rt		27	14	Rt	33	28	25	35	29	24		

SP = Superpole - 1 = Race 1 - 2 = Race 2

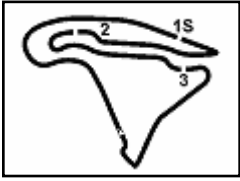
Ns = Did Not Start - Rt = Retired - Ex = Excluded

05/09/2021

These data/results cannot be reproduced, stored and/or transmitted in whole or in part by any manner of electronic, mechanical, photocopying, recording, broadcasting or otherwise now known or herein after developed without the previous express consent by the copyright owner, except for reproduction in daily press and regular printed publications on sale to the public within 60 days of the event related to those data/results and always provided that copyright symbol appears together as follows below.

© DORNA WSBK ORGANIZATION Srl 2021





Magny-Cours 4.411 m

Motul French Round, 3-5 September 2021
Rider's Performance

	Points	Points From First	Points From Previous	May 23	June 13	July 25	August 8	September 5	September 19	September 26	October 3						
				ARAGON	MISANO	ASSEN	MOST	MAGNY-COURS	BARCELONA	JEREZ	PORTIMAO	G 1	G 2	G 1	G 2	G 1	G 2
35 BRIANTI	2	177	0	18 Rt 25	17 17 14	21 Rt 21	15 17 27										
36 MILLAN GOMEZ	2	177	0	26 20 14													
37 STANGE	1	178	1			26 Rt Rt	21 15 Rt	30 18 30									
38 GIMBERT	1	178	0	35 28 26	37 23 Rt	30 15 18	38 23 22	19 Rt 23									

SP = Superpole - 1 = Race 1 - 2 = Race 2

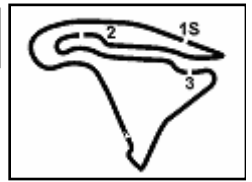
Ns = Did Not Start - Rt = Retired - Ex = Excluded

05/09/2021

These data/results cannot be reproduced, stored and/or transmitted in whole or in part by any manner of electronic, mechanical, photocopying, recording, broadcasting or otherwise now known or herein after developed without the previous express consent by the copyright owner, except for reproduction in daily press and regular printed publications on sale to the public within 60 days of the event related to those data/results and always provided that copyright symbol appears together as follows below.

© DORNA WSBK ORGANIZATION Srl 2021





Magny-Cours 4.411 m

Motul French Round, 3-5 September 2021 Manufacturers Standings

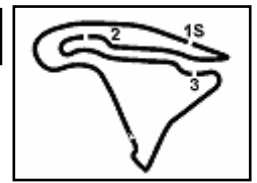
Points	Points From First	Points From Previous	May 23		June 13		July 25		August 8		September 5		September 19	September 26	October 3							
			ARAGON	MISANO	ASSEN	MOST	MAGNY-COURS	BARCELONA	JEREZ	PORTIMAO												
1	KAWASAKI	245	25 1	25 1	25 1	25 1	25 1	25 1	20 1	25 1	25 1	25 1										
2	YAMAHA	126	119	13 2	20 2	11 2	20 2	11 2	9 2	11 2	9 2	13 2										
3	KTM	74	171	52		2 3	7 3	8 3	8 3	25 3	13 3	8 3	3 3									

05/09/2021 First Line: Championship Standings - Second Line: Ranking Progression

These data/results cannot be reproduced, stored and/or transmitted in whole or in part by any manner of electronic, mechanical, photocopying, recording, broadcasting or otherwise now known or herein after developed without the previous express consent by the copyright owner, except for reproduction in daily press and regular printed publications on sale to the public within 60 days of the event related to those data/results and always provided that copyright symbol appears together as follows below.

© DORNA WSBK ORGANIZATION Srl 2021





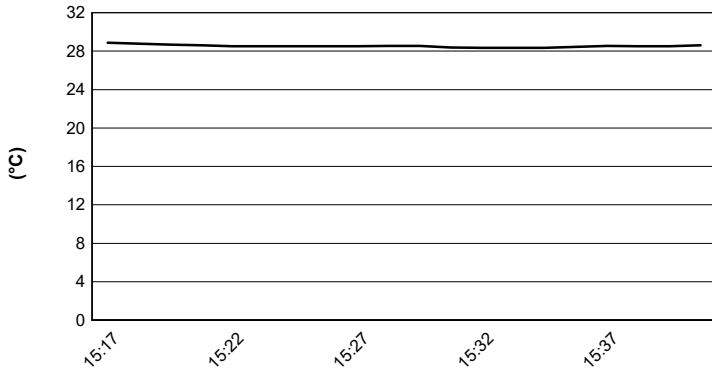
Magny-Cours 4.411 m

Motul French Round, 3-5 September 2021

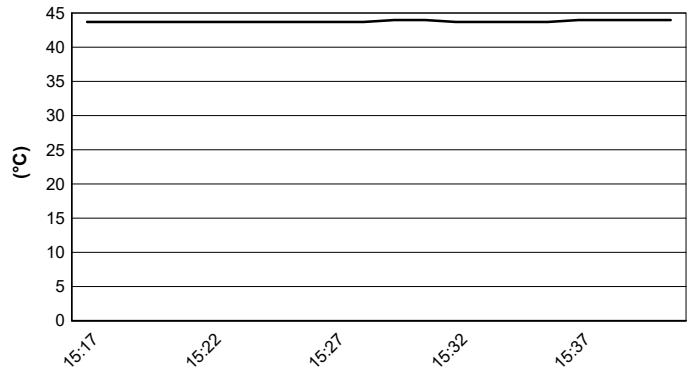
Weather Report Race 2

Session started 15:16 - Session ended 15:42

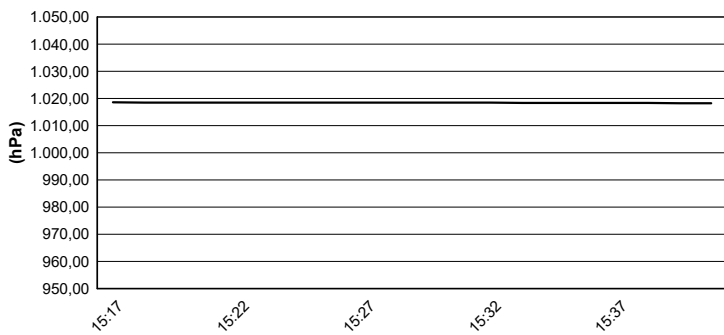
Air Temperature



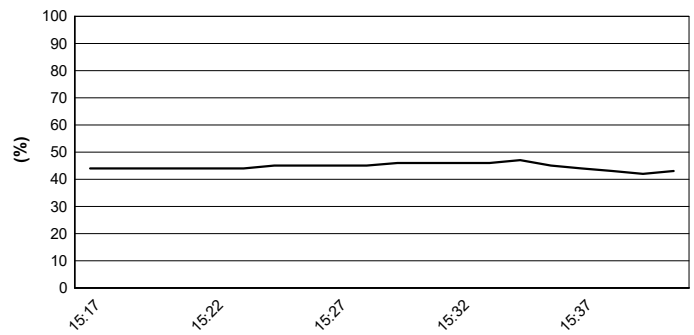
Track Temperature



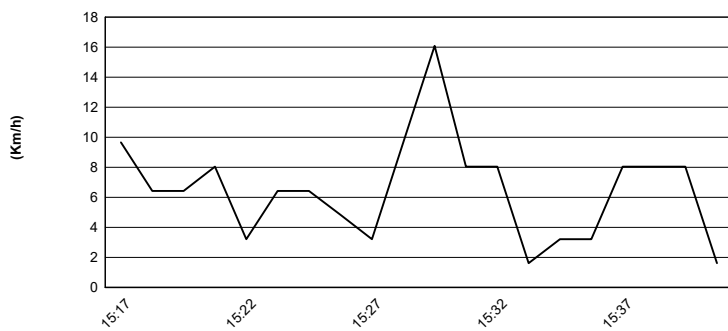
Air Pressure



Humidity



Wind Speed



Wind Direction



05/09/2021

These data/results cannot be reproduced, stored and/or transmitted in whole or in part by any manner of electronic, mechanical, photocopying, recording, broadcasting or otherwise now known or herein after developed without the previous express consent by the copyright owner, except for reproduction in daily press and regular printed publications on sale to the public within 60 days of the event related to those data/results and always provided that copyright symbol appears together as follows below.

© DORNA WSBK ORGANIZATION Srl 2021



Official Fuel Supplier

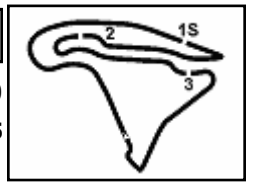


FICR PERUGIA TIMING

Official Tyre Supplier



Official Timekeeper



Motul French Round, 3-5 September 2021

Best Laps & Speeds

1 / 2

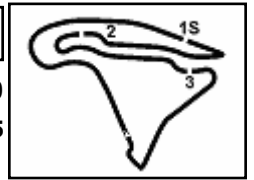
No.	Rider Bike	Nat	Best Lap		FP1		FP2		SP		RC1		RC2	
			LL	SPD	LL	SPD	LL	SPD	LL	SPD	LL	SPD	LL	SPD
1	99 A. HUERTAS Kawasaki Ninja 400	ESP	1'52.859	59 199,6	2'03.770	13 191,1	1'52.859	11 199,6	1'52.918	9 198,9	1'53.276	13 191,1	1'53.954	13 196,7
2	69 T. BOOTH-AMOS Kawasaki Ninja 400	GBR	1'52.927	55 198,9	2'06.390	7 183,9	1'54.083	12 198,1	1'53.316	10 198,9	1'52.927	13 198,5	1'53.931	13 193,5
3	54 B. SOFUOGLU Yamaha YZF-R3	TUR	1'52.961	42 198,1			1'54.154	13 196,0	1'53.840	9 195,6	1'52.961	9 196,7	1'54.279	11 198,1
4	28 Y. RUIZ Yamaha YZF-R3	ESP	1'52.980	48 198,9	2'05.800	13 190,8	1'54.876	12 196,3	1'55.152	2 195,3	1'52.980	8 198,9	1'53.931	13 198,9
5	17 K. MEUFFELS Kawasaki Ninja 400	NED	1'52.981	47 204,5	2'05.209	11 190,1	1'54.793	11 198,9	1'54.491	9 202,6	1'52.981	13 204,5	1'54.998	3 201,8
6	20 D. LOUREIRO Kawasaki Ninja 400	RSA	1'53.023	62 200,0	2'05.975	13 186,8	1'55.123	14 198,9	1'53.703	9 200,0	1'53.023	13 197,8	1'54.032	13 196,0
7	58 I. IGLESIAS Kawasaki Ninja 400	ESP	1'53.025	60 201,4	2'04.948	13 190,8	1'54.657	12 198,5	1'53.528	9 200,3	1'53.025	13 201,4	1'54.145	13 199,2
8	88 D. MOGEDA Kawasaki Ninja 400	ESP	1'53.126	62 203,3	2'06.454	13 188,4	1'54.656	14 194,6	1'54.089	9 203,3	1'53.126	13 202,2	1'54.372	13 203,0
9	1 J. BUIS Kawasaki Ninja 400	NED	1'53.152	57 202,2	2'04.912	11 192,5	1'53.681	11 200,7	1'53.410	9 200,0	1'53.152	13 202,2	1'53.707	13 197,8
10	46 S. DI SORA Kawasaki Ninja 400	FRA	1'53.152	60 199,2	2'05.051	13 189,1	1'54.245	12 198,5	1'53.417	9 196,7	1'53.152	13 199,2	1'54.332	13 199,2
11	61 Y. OKAYA Kawasaki Ninja 400	JPN	1'53.280	57 204,1	2'05.804	13 188,1	1'55.299	12 200,7	1'53.854	9 199,6	1'53.280	10 200,7	1'53.717	13 204,1
12	80 G. MASTROLUCA Yamaha YZF-R3	ITA	1'53.433	58 202,2	2'04.982	11 190,8	1'54.893	12 198,9	1'53.830	9 198,5	1'53.433	13 202,2	1'53.902	13 200,7
13	25 D. BERTA VINALES Yamaha YZF-R3	ESP	1'53.505	60 204,1	2'08.491	13 187,8	1'56.274	12 199,2	1'54.242	9 200,0	1'53.505	13 202,6	1'53.717	13 204,1
14	87 T. KAWAKAMI Yamaha YZF-R3	BRA	1'53.744	57 198,5	2'05.154	13 189,4	1'55.525	11 193,2	1'54.668	8 195,3	1'53.930	13 197,8	1'53.744	12 198,5
15	73 J. PEREZ GONZALEZ Kawasaki Ninja 400	ESP	1'53.786	57 198,1	2'03.887	13 187,8	1'54.729	13 197,0	1'53.786	9 198,1	1'53.904	13 197,4	1'53.943	9 197,8
16	64 H. DE CANCELLIS Kawasaki Ninja 400	FRA	1'53.920	39 201,4	2'05.336	13 190,1	1'54.750	12 197,4	1'53.920	9 200,3			1'54.143	5 201,4
17	19 V. RODRIGUEZ NUNEZ Kawasaki Ninja 400	ESP	1'53.924	51 200,3	2'07.031	12 187,8	1'55.684	11 197,4	1'54.348	9 200,3	1'53.924	6 198,9	1'55.777	13 198,1
18	85 K. SABATUCCI Kawasaki Ninja 400	ITA	1'53.946	60 199,6	2'05.318	13 191,1	1'55.324	12 197,8	1'54.870	9 199,6	1'53.946	13 196,3	1'54.150	13 199,2
19	11 A. CARRASCO Kawasaki Ninja 400	ESP	1'53.991	59 204,1	2'05.952	12 187,5	1'55.820	12 197,8	1'54.387	9 199,2	1'53.991	13 204,1	1'54.343	13 202,6
20	83 M. KAWAKAMI Yamaha YZF-R3	BRA	1'54.055	47 198,1	2'06.335	13 190,1	1'55.560	12 198,1	1'54.395	9 194,6	1'54.055	13 197,0		
21	72 V. STEEMAN KTM RC 390 R	NED	1'54.076	58 200,3	2'04.481	12 188,1	1'54.821	11 198,9	1'54.076	9 198,5	1'54.099	13 198,1	1'54.282	13 200,3
22	41 M. GARCIA Kawasaki Ninja 400	ESP	1'54.490	60 201,4	2'05.091	13 188,4	1'55.089	12 197,0	1'54.741	9 199,6	1'54.490	13 200,7	1'54.809	13 201,4
23	77 R. BIJMAN Yamaha YZF-R3	NED	1'54.158	58 200,3	2'06.459	12 187,5	1'55.362	11 197,4	1'54.638	9 198,5	1'54.158	13 196,7	1'54.555	13 200,3
24	43 H. KHOURI Kawasaki Ninja 400	AUS	1'54.169	35 199,6	2'05.150	12 188,8	1'54.169	13 197,8	1'54.729	8 198,9	1'54.941	2 199,6		
25	26 M. GENNAI Yamaha YZF-R3	ITA	1'54.358	61 201,8	2'06.275	13 193,9	1'56.091	13 190,8	1'55.392	9 199,2	1'54.358	13 201,8	1'54.765	13 196,7

05/09/2021

These data/results cannot be reproduced, stored and/or transmitted in whole or in part by any manner of electronic, mechanical, photocopying, recording, broadcasting or otherwise now known or herein after developed without the previous express consent by the copyright owner, except for reproduction in daily press and regular printed publications on sale to the public within 60 days of the event related to those data/results and always provided that copyright symbol appears together as follows below.

© DORNA WSBK ORGANIZATION Srl 2021





Motul French Round, 3-5 September 2021

Best Laps & Speeds

2 / 2

No.	Rider Bike	Nat	Best Lap		FP1		FP2		SP		RC1		RC2	
			LL	SPD	LL	SPD	LL	SPD	LL	SPD	LL	SPD	LL	SPD
26	52 O. KONIG Kawasaki Ninja 400	CZE	1'54.821	60 206,1	2'06.436	13 189,8	1'56.560	12 193,2	1'55.274	9 197,0	1'54.821	13 199,2	1'55.136	13 206,1
27	21 V. PEREZ SELFA Yamaha YZF-R3	ESP	1'54.678	36 201,4	2'10.140	3 187,8	1'55.244	11 198,5	1'55.226	6 195,6	1'54.678	9 201,4	1'54.907	7 197,4
28	2 A. CARRION Kawasaki Ninja 400	ESP	1'54.404	49 203,0	2'07.091	13 190,1	1'55.271	12 197,4	1'54.785	9 203,0	1'54.604	2 199,6	1'54.404	13 200,0
29	93 M. GAGGI Yamaha YZF-R3	ITA	1'54.786	49 198,5	2'06.406	13 187,1	1'56.279	12 193,5	1'54.786	9 194,9	1'55.021	13 198,1	1'56.514	2 198,5
30	53 P. SVOBODA Yamaha YZF-R3	CZE	1'54.771	50 201,1	2'09.800	10 186,5	1'55.682	12 196,7	1'55.136	7 194,2	1'54.978	8 201,1	1'54.771	13 200,0
31	7 J. GIMBERT Kawasaki Ninja 400	FRA	1'54.525	50 198,9	2'07.378	12 188,8	1'55.135	12 194,2	1'54.559	8 198,9	1'54.525	5 196,0	1'55.506	13 197,4
32	15 A. COPPOLA Yamaha YZF-R3	ITA	1'54.573	57 198,5	2'07.208	12 189,4	1'55.800	10 196,7	1'55.603	9 196,7	1'55.980	13 194,9	1'54.573	13 198,5
33	59 A. ZANCA Kawasaki Ninja 400	ITA	1'54.608	60 199,6	2'06.336	13 190,1	1'55.959	12 199,6	1'54.787	9 198,9	1'54.905	13 199,2	1'54.608	13 198,9
34	35 Y. SAIZ MARQUEZ Yamaha YZF-R3	ESP	1'54.629	58 198,5	2'07.029	13 185,5	1'56.927	12 187,8	1'56.015	7 194,9	1'55.013	13 198,5	1'54.629	13 196,7
35	44 C. STANGE Kawasaki Ninja 400	GER	1'54.652	56 201,8	2'07.076	10 176,4	1'56.095	11 191,1	1'55.225	9 199,2	1'54.652	13 197,8	1'55.624	13 201,8
36	23 S. MARKARIAN Kawasaki Ninja 400	FRA	1'54.799	55 204,5	2'06.702	9 185,2	1'56.017	12 190,8	1'55.497	8 197,0	1'54.799	13 204,5	1'54.943	13 203,7
37	55 A. FRAPPOLA Kawasaki Ninja 400	ITA	1'55.834	55 198,5	2'08.619	11 179,7	1'58.751	12 191,8	1'57.885	6 193,5	1'55.834	13 198,5	1'56.545	13 192,1
38	63 D. PONCET Kawasaki Ninja 400	FRA	1'56.224	59 198,1	2'06.490	12 183,3	1'57.187	12 193,9	1'56.224	9 195,3	1'56.248	13 196,7	1'56.365	13 198,1
39	62 A. NEGRIER Yamaha YZF-R3	FRA	1'56.316	55 197,0	2'05.269	11 185,2	1'59.043	9 182,1	1'56.316	9 194,9	1'56.674	13 197,0	1'56.443	13 191,1
40	79 A. QUINET Yamaha YZF-R3	FRA	1'56.350	55 200,3	2'12.693	11 184,9	1'58.258	13 191,8	1'56.350	9 200,3	1'56.434	9 197,8	1'56.450	13 197,8
41	22 J. ROMERO Kawasaki Ninja 400	ARG	1'57.395	58 198,9	2'08.900	12 186,5	1'58.767	12 189,4	1'58.057	8 194,6	1'58.538	13 198,9	1'57.395	13 191,8
42	18 I. OFFER Kawasaki Ninja 400	GBR	1'59.075	50 197,0	2'22.223	7 176,1	2'03.749	8 184,6	1'59.383	9 189,8	1'59.075	13 195,3	1'59.238	13 197,0
43	70 M. DUARTE Yamaha YZF-R3	POR	2'01.574	28 190,1	2'13.818	12 182,1	2'04.381	7 183,3	2'01.574	9 190,1				
44	97 F. PALAZZI Yamaha YZF-R3	ITA	2'08.229	7 190,1	2'08.229	7 190,1								

05/09/2021

These data/results cannot be reproduced, stored and/or transmitted in whole or in part by any manner of electronic, mechanical, photocopying, recording, broadcasting or otherwise now known or herein after developed without the previous express consent by the copyright owner, except for reproduction in daily press and regular printed publications on sale to the public within 60 days of the event related to those data/results and always provided that copyright symbol appears together as follows below.

© DORNA WSBK ORGANIZATION Srl 2021

