

Motul French Round, 3-5 September 2021

Results Tissot Superpole

Magny-Cours 4.411 m

1 / 2

No.	Rider	Nat	Team	Bike	Time	Gap	Rel.	Laps	Speed	
									Avg	Max
1	99 A. HUERTAS	ESP	MTM Kawasaki	Kawasaki Ninja 400	1'52.918			9	140,629	198,9
2	69 T. BOOTH-AMOS	GBR	Fusport - Rt Motorsports by SKM Kawasaki	Kawasaki Ninja 400	1'53.316	0.398	0.398	10	140,136	198,9
3	1 J. BUIS	NED	MTM Kawasaki	Kawasaki Ninja 400	1'53.410	0.492	0.094	9	140,019	200,0
4	46 S. DI SORA	FRA	Leader Team Flémbo	Kawasaki Ninja 400	1'53.417	0.499	0.007	9	140,011	196,7
5	58 I. IGLESIAS	ESP	SMW Racing	Kawasaki Ninja 400	1'53.528	0.610	0.111	9	139,874	200,4
6	20 D. LOUREIRO	RSA	Fusport - Rt Motorsports by SKM Kawasaki	Kawasaki Ninja 400	1'53.703	0.785	0.175	9	139,659	200,0
7	73 J. PEREZ GONZALEZ	ESP	Accolade Smrz Racing	Kawasaki Ninja 400	1'53.786	0.868	0.083	9	139,557	198,2
8	80 G. MASTROLUCA	ITA	ProGP Racing	Yamaha YZF-R3	1'53.830	0.912	0.044	9	139,503	198,5
9	54 B. SOFUOGLU	TUR	Biblion Yamaha Motoxrcing	Yamaha YZF-R3	1'53.840	0.922	0.010	9	139,491	195,7
10	61 Y. OKAYA	JPN	MTM Kawasaki	Kawasaki Ninja 400	1'53.854	0.936	0.014	9	139,473	199,6
11	64 H. DE CANCELLIS	FRA	Prodina Team WorldSSP300	Kawasaki Ninja 400	1'53.920	1.002	0.066	9	139,393	200,4
12	72 V. STEEMAN	NED	Freudenberg KTM WorldSSP Team	KTM RC 390 R	1'54.076	1.158	0.156	9	139,202	198,5
13	88 D. MOGEDA	ESP	Team#109 Kawasaki	Kawasaki Ninja 400	1'54.089	1.171	0.013	9	139,186	203,4
14	25 D. BERTA VINALES	ESP	Vinales Racing Team	Yamaha YZF-R3	1'54.242	1.324	0.153	9	139,000	200,0
15	19 V. RODRIGUEZ NUNEZ	ESP	Accolade Smrz Racing	Kawasaki Ninja 400	1'54.348	1.430	0.106	9	138,871	200,4
16	11 A. CARRASCO	ESP	Kawasaki Provec WorldSSP300	Kawasaki Ninja 400	1'54.387	1.469	0.039	9	138,823	199,3
17	83 M. KAWAKAMI	BRA	AD78 Team Brasil by MS Racing	Yamaha YZF-R3	1'54.395	1.477	0.008	9	138,814	194,6
18	17 K. MEUFFELS	NED	MTM Kawasaki	Kawasaki Ninja 400	1'54.491	1.573	0.096	9	138,697	202,6
19	7 J. GIMBERT	FRA	OUTDO TPR Team Pedercini Racing	Kawasaki Ninja 400	1'54.559	1.641	0.068	8	138,615	198,9
20	77 R. BIJMAN	NED	Machado CAME SBK	Yamaha YZF-R3	1'54.638	1.720	0.079	9	138,520	198,5
21	87 T. KAWAKAMI	BRA	AD78 Team Brasil by MS Racing	Yamaha YZF-R3	1'54.668	1.750	0.030	8	138,483	195,3
22	43 H. KHOURI	AUS	Fusport - Rt Motorsports by SKM Kawasaki	Kawasaki Ninja 400	1'54.729	1.811	0.061	8	138,410	198,9
23	41 M. GARCIA	ESP	Prodina Team WorldSSP300	Kawasaki Ninja 400	1'54.741	1.823	0.012	9	138,395	199,6
24	2 A. CARRION	ESP	Kawasaki GP Project	Kawasaki Ninja 400	1'54.785	1.867	0.044	9	138,342	203,0
25	93 M. GAGGI	ITA	Biblion Yamaha Motoxrcing	Yamaha YZF-R3	1'54.786	1.868	0.001	9	138,341	194,9
26	59 A. ZANCA	ITA	Kawasaki GP Project	Kawasaki Ninja 400	1'54.787	1.869	0.001	9	138,340	198,9
27	85 K. SABATUCCI	ITA	Kawasaki GP Project	Kawasaki Ninja 400	1'54.870	1.952	0.083	9	138,240	199,6
28	53 P. SVOBODA	CZE	WRP Wepol Racing	Yamaha YZF-R3	1'55.136	2.218	0.266	7	137,920	194,2
29	28 Y. RUIZ	ESP	Yamaha MS Racing	Yamaha YZF-R3	1'55.152	2.234	0.016	2	137,901	195,3
30	44 C. STANGE	GER	2R Racing	Kawasaki Ninja 400	1'55.225	2.307	0.073	9	137,814	199,3
31	21 V. PEREZ SELFA	ESP	Machado CAME SBK	Yamaha YZF-R3	1'55.226	2.308	0.001	6	137,813	195,7
32	52 O. KONIG	CZE	Movisio by MIE	Kawasaki Ninja 400	1'55.274	2.356	0.048	9	137,755	197,1
33	26 M. GENNAI	ITA	Team BRcorse	Yamaha YZF-R3	1'55.392	2.474	0.118	9	137,614	199,3
34	23 S. MARKARIAN	FRA	Leader Team Flémbo	Kawasaki Ninja 400	1'55.497	2.579	0.105	8	137,489	197,1
35	15 A. COPPOLA	ITA	Team Trasimeno	Yamaha YZF-R3	1'55.603	2.685	0.106	9	137,363	196,7
36	35 Y. SAIZ MARQUEZ	ESP	Vinales Racing Team	Yamaha YZF-R3	1'56.015	3.097	0.412	7	136,875	194,9
37	63 D. PONCET	FRA	PMT Evolution	Kawasaki Ninja 400	1'56.224	3.306	0.209	9	136,629	195,3
38	62 A. NEGRIER	FRA	Alexy Moto Racing	Yamaha YZF-R3	1'56.316	3.398	0.092	9	136,521	194,9
39	79 A. QUINET	FRA	Machado CAME SBK	Yamaha YZF-R3	1'56.350	3.432	0.034	9	136,481	200,4
40	55 A. FRAPPOLA	ITA	Chiodo Moto Racing	Kawasaki Ninja 400	1'57.885	4.967	1.535	6	134,704	193,5
41	22 J. ROMERO	ARG	SMW Racing	Kawasaki Ninja 400	1'58.057	5.139	0.172	8	134,508	194,6
42	18 I. OFFER	GBR	SMW Racing	Kawasaki Ninja 400	1'59.383	6.465	1.326	9	133,014	189,8
----- Not Qualified -----										
NQ	70 M. DUARTE	POR	Yamaha MS Racing	Yamaha YZF-R3	2'01.574	8.656	2.191	9	130,617	190,1

Qualifying Lap Time (107% of 1'52.918): 2'00.823

AIR	Humidity:	83%	Temp:	19°C
TRACK	Condition:	Dry	Temp:	23°C

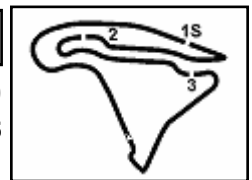
Records	Pole	(SP2)	2018	S.Deroue	1'54.034	139,250	Km/h
	Race	(RC)	2019	S.Deroue	1'54.065	139,220	Km/h
	All Times	(FP2)	2021	A.Huertas	1'52.859	140,700	Km/h

Start 04/09/2021 09:45 End 10:09 The results are provisional until the end of the time limit for protests and appeals and the completion of the technical checks.

These data/results cannot be reproduced, stored and/or transmitted in whole or in part by any manner of electronic, mechanical, photocopying, recording, broadcasting or otherwise now known or herein after developed without the previous express consent by the copyright owner, except for reproduction in daily press and regular printed publications on sale to the public within 60 days of the event related to those data/results and always provided that copyright symbol appears together as follows below.

© DORNA WSBK ORGANIZATION Srl 2021





Motul French Round, 3-5 September 2021

Results Tissot Superpole

Session Highlights

Local Time	No. Rider	Description
09.45.00		Start
09.47.28	53 P. SVOBODA	Crashed - Turn 13
09.47.37	53 P. SVOBODA	Re-joined
09.48.26	58 I. IGLESIAS	Current Lap Cancelled - Exceeded Track Limits - Turn 6
09.52.32	21 V. PEREZ SELFA	Crashed - Turn 5
09.53.51	21 V. PEREZ SELFA	Re-joined
09.53.55	21 V. PEREZ SELFA	Current Lap Cancelled - Exceeded Track Limits - Turn 6
09.55.47	62 A. NEGRIER	Lap Cancelled (1'57.743) - Exceeded Track Limits - Turn 5
09.55.57	28 Y. RUIZ	Technical Problem - Turn 1
09.56.24	87 T. KAWAKAMI	Crashed - Turn 5
09.56.24	55 A. FRAPPOLA	Crashed - Turn 5
09.56.28	52 O. KONIG	Current Lap Cancelled - Exceeded Track Limits - Turn 6
09.56.34	87 T. KAWAKAMI	Re-joined
09.56.41	55 A. FRAPPOLA	Re-joined
09.56.58	55 A. FRAPPOLA	Current Lap Cancelled - Exceeded Track Limits - Turn 6
09.57.15	70 M. DUARTE	Current Lap Cancelled - Exceeded Track Limits - Turn 11
09.58.06	88 D. MOGEDA	Lap Cancelled (2'11.027) - Exceeded Track Limits - Turn 17
10.00.42	61 Y. OKAYA	Current Lap Cancelled - Exceeded Track Limits - Turn 11
10.01.32	35 Y. SAIZ MARQUEZ	Stop - Technical Problem
10.01.49	2 A. CARRION	Lap Cancelled (1'55.118) - Exceeded Track Limits - Turn 17
10.02.29	35 Y. SAIZ MARQUEZ	Crashed - Turn 7
10.03.09	87 T. KAWAKAMI	BLACK FLAG - Doesn't enter pit lane after crash (art. 1.21.5)
10.04.31	58 I. IGLESIAS	Current Lap Cancelled - Exceeded Track Limits - Turn 11
10.06.01	87 T. KAWAKAMI	All laps cancelled from 9.56.24 - must pit after crash
10.06.12	35 Y. SAIZ MARQUEZ	Medical Centre
10.07.48	18 I. OFFER	Lap Cancelled (2'01.821) - Art. 1.23.2 (Yellow Flag) - Turn 7
10.07.59	43 H. KHOURI	Lap Cancelled (1'55.015) - Art. 1.23.2 (Yellow Flag) - Turn 7
10.08.25	70 M. DUARTE	Lap Cancelled (2'10.987) - Art. 1.23.2 (Yellow Flag) - Turn 7
10.09.40		End Of Session

Fastest Laps Sequence

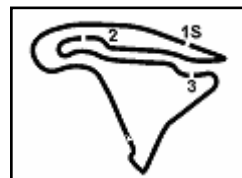
No.	Rider	Nat	Team	Bike	Local Time	Time	Gap	Avg
79	A. QUINET	FRA	Machado CAME SBK	Yamaha YZF-R3	09:49'21.414	1'59.966		132,368
61	Y. OKAYA	JPN	MTM Kawasaki	Kawasaki Ninja 400	09:49'24.285	1'56.544	-3.422	136,254
64	H. DE CANCELLIS	FRA	Prodina Team WorldSSP300	Kawasaki Ninja 400	09:49'27.122	1'55.497	-1.047	137,489
64	H. DE CANCELLIS	FRA	Prodina Team WorldSSP300	Kawasaki Ninja 400	09:51'22.160	1'55.038	-0.459	138,038
87	T. KAWAKAMI	BRA	AD78 Team Brasil by MS Racing	Yamaha YZF-R3	09:51'26.198	1'55.014	-0.024	138,067
1	J. BUIS	NED	MTM Kawasaki	Kawasaki Ninja 400	09:51'29.913	1'54.507	-0.507	138,678
88	D. MOGEDA	ESP	Team#109 Kawasaki	Kawasaki Ninja 400	09:51'30.296	1'54.332	-0.175	138,890
99	A. HUERTAS	ESP	MTM Kawasaki	Kawasaki Ninja 400	09:51'30.406	1'53.624	-0.708	139,756
58	I. IGLESIAS	ESP	SMW Racing	Kawasaki Ninja 400	09:59'11.525	1'53.528	-0.096	139,874
1	J. BUIS	NED	MTM Kawasaki	Kawasaki Ninja 400	09:59'22.848	1'53.410	-0.118	140,019
99	A. HUERTAS	ESP	MTM Kawasaki	Kawasaki Ninja 400	09:59'23.610	1'53.173	-0.237	140,313
99	A. HUERTAS	ESP	MTM Kawasaki	Kawasaki Ninja 400	10:01'16.528	1'52.918	-0.255	140,629

Start 09:45 End 10:09 The results are provisional until the end of the time limit for protests and appeals and the completion of the technical checks.

These data/results cannot be reproduced, stored and/or transmitted in whole or in part by any manner of electronic, mechanical, photocopying, recording, broadcasting or otherwise now known or herein after developed without the previous express consent by the copyright owner, except for reproduction in daily press and regular printed publications on sale to the public within 60 days of the event related to those data/results and always provided that copyright symbol appears together as follows below.

© DORNA WSBK ORGANIZATION Srl 2021





Motul French Round, 3-5 September 2021
Starting Grid - Race 1 (13 Laps x 4,411 km = 57,343 km)

Magny-Cours 4.411 m

3	1 BUIS J. Kawasaki 1'53.410	2	69 BOOTH-AMOS T. Kawasaki 1'53.316	1	99 HUERTAS A. Kawasaki 1'52.918	1
6	20 LOUREIRO D. Kawasaki 1'53.703	5	58 IGLESIAS I. Kawasaki 1'53.528	4	46 DI SORA S. Kawasaki 1'53.417	2
9	54 SOFUOGLU B. Yamaha 1'53.840	8	80 MASTROLUCA G. Yamaha 1'53.830	7	73 PEREZ GONZALEZ J Kawasaki 1'53.786	3
12	72 STEEMAN V. KTM 1'54.076	11	64 DE CANCELLIS H. Kawasaki 1'53.920	10	61 OKAYA Y. Kawasaki 1'53.854	4
15	19 RODRIGUEZ NUNEZ Kawasaki 1'54.348	14	25 BERTA VINALES D. Yamaha 1'54.242	13	88 MOGEDA D. Kawasaki 1'54.089	5
18	17 MEUFFELS K. Kawasaki 1'54.491	17	83 KAWAKAMI M. Yamaha 1'54.395	16	11 CARRASCO A. Kawasaki 1'54.387	6
21	87 KAWAKAMI T. Yamaha 1'54.668	20	77 BIJMAN R. Yamaha 1'54.638	19	7 GIMBERT J. Kawasaki 1'54.559	7
24	2 CARRION A. Kawasaki 1'54.785	23	41 GARCIA M. Kawasaki 1'54.741	22	43 KHOURI H. Kawasaki 1'54.729	8
27	53 SVOBODA P. Yamaha 1'55.136	26	59 ZANCA A. Kawasaki 1'54.787	25	93 GAGGI M. Yamaha 1'54.786	9
30	21 PEREZ SELFA V. Yamaha 1'55.226	29	44 STANGE C. Kawasaki 1'55.225	28	28 RUIZ Y. Yamaha 1'55.152	10
33	23 MARKARIAN S. Kawasaki 1'55.497	32	26 GENNAI M. Yamaha 1'55.392	31	52 KONIG O. Kawasaki 1'55.274	11
36	63 PONCET D. Kawasaki 1'56.224	35	35 SAIZ MARQUEZ Y. Yamaha 1'56.015	34	15 COPPOLA A. Yamaha 1'55.603	12
39	55 FRAPPOLA A. Kawasaki 1'57.885	38	79 QUINET A. Yamaha 1'56.350	37	62 NEGRIER A. Yamaha 1'56.316	13
42	85 SABATUCCI K. Kawasaki 1'54.870	41	18 OFFER I. Kawasaki 1'59.383	40	22 ROMERO J. Kawasaki 1'58.057	14

N.85 (Sabatucci K.) will start from the pit lane according to Art. 1.21.23 (engine allocation)

04/09/2021 The Race Director

* = Penalized

These data/results cannot be reproduced, stored and/or transmitted in whole or in part by any manner of electronic, mechanical, photocopying, recording, broadcasting or otherwise now known or herein after developed without the previous express consent by the copyright owner, except for reproduction in daily press and regular printed publications on sale to the public within 60 days of the event related to those data/results and always provided that copyright symbol appears together as follows below. © DORNA WSBK ORGANIZATION Srl 2021



Official Fuel Supplier

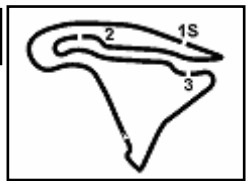


OFFICIAL RACING TYRE

Official Tyre Supplier



Official Timekeeper



Motul French Round, 3-5 September 2021

Best Sectors & Speed Tissot Superspole

BEST LAP		
1	99 A. HUERTAS	Kawasaki Ninja 400 1'52.918
2	69 T. BOOTH-AMOS	Kawasaki Ninja 400 1'53.316
3	1 J. BUIS	Kawasaki Ninja 400 1'53.410
4	46 S. DI SORA	Kawasaki Ninja 400 1'53.417
5	58 I. IGLESIAS	Kawasaki Ninja 400 1'53.528
6	20 D. LOUREIRO	Kawasaki Ninja 400 1'53.703
7	73 J. PEREZ GONZALEZ	Kawasaki Ninja 400 1'53.786
8	80 G. MASTROLUCA	Yamaha YZF-R3 1'53.830
9	54 B. SOFUOGLU	Yamaha YZF-R3 1'53.840
10	61 Y. OKAYA	Kawasaki Ninja 400 1'53.854
11	64 H. DE CANCELLIS	Kawasaki Ninja 400 1'53.920
12	72 V. STEEMAN	KTM RC 390 R 1'54.076
13	88 D. MOGEDA	Kawasaki Ninja 400 1'54.089
14	25 D. BERTA VINALES	Yamaha YZF-R3 1'54.242
15	19 V. RODRIGUEZ NUNEZ	Kawasaki Ninja 400 1'54.348
16	11 A. CARRASCO	Kawasaki Ninja 400 1'54.387
17	83 M. KAWAKAMI	Yamaha YZF-R3 1'54.395
18	17 K. MEUFFELS	Kawasaki Ninja 400 1'54.491
19	7 J. GIMBERT	Kawasaki Ninja 400 1'54.559
20	77 R. BIJMAN	Yamaha YZF-R3 1'54.638
21	87 T. KAWAKAMI	Yamaha YZF-R3 1'54.668
22	43 H. KHOURI	Kawasaki Ninja 400 1'54.729
23	41 M. GARCIA	Kawasaki Ninja 400 1'54.741
24	2 A. CARRION	Kawasaki Ninja 400 1'54.785
25	93 M. GAGGI	Yamaha YZF-R3 1'54.786
26	59 A. ZANCA	Kawasaki Ninja 400 1'54.787
27	85 K. SABATUCCI	Kawasaki Ninja 400 1'54.870
28	53 P. SVOBODA	Yamaha YZF-R3 1'55.136
29	28 Y. RUIZ	Yamaha YZF-R3 1'55.152
30	44 C. STANGE	Kawasaki Ninja 400 1'55.225
31	21 V. PEREZ SELFA	Yamaha YZF-R3 1'55.226
32	52 O. KONIG	Kawasaki Ninja 400 1'55.274
33	26 M. GENNAI	Yamaha YZF-R3 1'55.392
34	23 S. MARKARIAN	Kawasaki Ninja 400 1'55.497
35	15 A. COPPOLA	Yamaha YZF-R3 1'55.603
36	35 Y. SAIZ MARQUEZ	Yamaha YZF-R3 1'56.015
37	63 D. PONCET	Kawasaki Ninja 400 1'56.224
38	62 A. NEGRIER	Yamaha YZF-R3 1'56.316
39	79 A. QUINET	Yamaha YZF-R3 1'56.350
40	55 A. FRAPPOLA	Kawasaki Ninja 400 1'57.885
41	22 J. ROMERO	Kawasaki Ninja 400 1'58.057
42	18 I. OFFER	Kawasaki Ninja 400 1'59.383
43	70 M. DUARTE	Yamaha YZF-R3 2'01.574

SPEED		
1	88 D. MOGEDA	Kawasaki Ninja 400 203,4
2	2 A. CARRION	Kawasaki Ninja 400 203,0
3	17 K. MEUFFELS	Kawasaki Ninja 400 202,6
4	19 V. RODRIGUEZ NUNEZ	Kawasaki Ninja 400 200,4
5	58 I. IGLESIAS	Kawasaki Ninja 400 200,4
6	79 A. QUINET	Yamaha YZF-R3 200,4
7	64 H. DE CANCELLIS	Kawasaki Ninja 400 200,4
8	25 D. BERTA VINALES	Yamaha YZF-R3 200,0
9	1 J. BUIS	Kawasaki Ninja 400 200,0
10	20 D. LOUREIRO	Kawasaki Ninja 400 200,0
11	85 K. SABATUCCI	Kawasaki Ninja 400 199,6
12	61 Y. OKAYA	Kawasaki Ninja 400 199,6
13	41 M. GARCIA	Kawasaki Ninja 400 199,6
14	44 C. STANGE	Kawasaki Ninja 400 199,3
15	11 A. CARRASCO	Kawasaki Ninja 400 199,3
16	26 M. GENNAI	Yamaha YZF-R3 199,3
17	59 A. ZANCA	Kawasaki Ninja 400 198,9
18	99 A. HUERTAS	Kawasaki Ninja 400 198,9
19	43 H. KHOURI	Kawasaki Ninja 400 198,9
20	69 T. BOOTH-AMOS	Kawasaki Ninja 400 198,9
21	7 J. GIMBERT	Kawasaki Ninja 400 198,9
22	72 V. STEEMAN	KTM RC 390 R 198,5
23	77 R. BIJMAN	Yamaha YZF-R3 198,5
24	80 G. MASTROLUCA	Yamaha YZF-R3 198,5
25	73 J. PEREZ GONZALEZ	Kawasaki Ninja 400 198,2
26	23 S. MARKARIAN	Kawasaki Ninja 400 197,1
27	52 O. KONIG	Kawasaki Ninja 400 197,1
28	15 A. COPPOLA	Yamaha YZF-R3 196,7
29	46 S. DI SORA	Kawasaki Ninja 400 196,7
30	21 V. PEREZ SELFA	Yamaha YZF-R3 195,7
31	54 B. SOFUOGLU	Yamaha YZF-R3 195,7
32	87 T. KAWAKAMI	Yamaha YZF-R3 195,3
33	28 Y. RUIZ	Yamaha YZF-R3 195,3
34	63 D. PONCET	Kawasaki Ninja 400 195,3
35	35 Y. SAIZ MARQUEZ	Yamaha YZF-R3 194,9
36	62 A. NEGRIER	Yamaha YZF-R3 194,9
37	93 M. GAGGI	Yamaha YZF-R3 194,9
38	83 M. KAWAKAMI	Yamaha YZF-R3 194,6
39	22 J. ROMERO	Kawasaki Ninja 400 194,6
40	53 P. SVOBODA	Yamaha YZF-R3 194,2
41	55 A. FRAPPOLA	Kawasaki Ninja 400 193,5
42	70 M. DUARTE	Yamaha YZF-R3 190,1
43	18 I. OFFER	Kawasaki Ninja 400 189,8

04/09/2021

These data/results cannot be reproduced, stored and/or transmitted in whole or in part by any manner of electronic, mechanical, photocopying, recording, broadcasting or otherwise now known or herein after developed without the previous express consent by the copyright owner, except for reproduction in daily press and regular printed publications on sale to the public within 60 days of the event related to those data/results and always provided that copyright symbol appears together as follows below.

© DORNA WSBK ORGANIZATION Srl 2021



Official Fuel Supplier

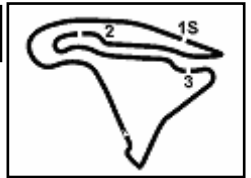


FICR PERUGIA TIMING

Official Tyre Supplier



Official Timekeeper



Motul French Round, 3-5 September 2021 Best Sectors & Speed Tissot Superpole

SEG. 1			SEG. 2			SEG. 3			SEG. 4						
1	46	S. DI SORA	34.829	1	99	A. HUERTAS	24.514	1	99	A. HUERTAS	24.822	1	69	T. BOOTH-AMOS	27.783
2	25	D. BERTA VINALES	34.952	2	69	T. BOOTH-AMOS	24.582	2	54	B. SOFUOGLU	25.033	2	46	S. DI SORA	27.874
3	99	A. HUERTAS	35.027	3	46	S. DI SORA	24.687	3	83	M. KAWAKAMI	25.039	3	99	A. HUERTAS	27.881
4	1	J. BUIS	35.034	4	54	B. SOFUOGLU	24.731	4	80	G. MASTROLUCA	25.043	4	80	G. MASTROLUCA	27.960
5	61	Y. OKAYA	35.053	5	1	J. BUIS	24.762	5	58	I. IGLESIAS	25.125	5	64	H. DE CANCELLIS	27.993
6	87	T. KAWAKAMI	35.083	6	61	Y. OKAYA	24.765	6	28	Y. RUIZ	25.128	6	73	J. PEREZ GONZALEZ	28.045
7	17	K. MEUFFELS	35.086	7	25	D. BERTA VINALES	24.826	7	69	T. BOOTH-AMOS	25.156	7	83	M. KAWAKAMI	28.050
8	28	Y. RUIZ	35.097	8	64	H. DE CANCELLIS	24.838	8	88	D. MOGEDA	25.158	8	1	J. BUIS	28.092
9	88	D. MOGEDA	35.105	9	80	G. MASTROLUCA	24.856	9	1	J. BUIS	25.187	9	20	D. LOUREIRO	28.097
10	58	I. IGLESIAS	35.121	10	58	I. IGLESIAS	24.875	10	46	S. DI SORA	25.223	10	58	I. IGLESIAS	28.112
11	41	M. GARCIA	35.172	11	17	K. MEUFFELS	24.880	11	64	H. DE CANCELLIS	25.245	11	88	D. MOGEDA	28.197
12	43	H. KHOURI	35.210	12	11	A. CARRASCO	24.884	12	20	D. LOUREIRO	25.280	12	19	V. RODRIGUEZ NUNEZ	28.216
13	20	D. LOUREIRO	35.226	13	85	K. SABATUCCI	24.918	13	73	J. PEREZ GONZALEZ	25.281	13	77	R. BIJMAN	28.233
14	54	B. SOFUOGLU	35.229	14	85	M. KAWAKAMI	24.925	14	72	V. STEEMAN	25.284	14	61	Y. OKAYA	28.270
15	59	A. ZANCA	35.291	15	73	J. PEREZ GONZALEZ	24.950	15	43	H. KHOURI	25.287	15	44	C. STANGE	28.286
16	72	V. STEEMAN	35.316	16	43	H. KHOURI	24.961	16	87	T. KAWAKAMI	25.297	16	93	M. GAGGI	28.358
17	77	R. BIJMAN	35.338	17	72	V. STEEMAN	24.966	17	25	D. BERTA VINALES	25.301	17	41	M. GARCIA	28.368
18	7	J. GIMBERT	35.348	18	20	D. LOUREIRO	24.979	18	61	Y. OKAYA	25.305	18	72	V. STEEMAN	28.388
19	64	H. DE CANCELLIS	35.376	19	7	J. GIMBERT	24.998	19	17	K. MEUFFELS	25.314	19	17	K. MEUFFELS	28.394
20	19	V. RODRIGUEZ NUNEZ	35.381	20	88	D. MOGEDA	25.022	20	15	A. COPPOLA	25.325	20	11	A. CARRASCO	28.446
21	2	A. CARRION	35.384	21	77	R. BIJMAN	25.030	21	11	A. CARRASCO	25.362	21	2	A. CARRION	28.452
22	23	S. MARKARIAN	35.390	22	2	A. CARRION	25.049	22	7	J. GIMBERT	25.363	22	25	D. BERTA VINALES	28.475
23	11	A. CARRASCO	35.442	23	19	V. RODRIGUEZ NUNEZ	25.062	23	59	A. ZANCA	25.383	23	7	J. GIMBERT	28.478
24	69	T. BOOTH-AMOS	35.458	24	26	M. GENNAI	25.076	24	93	M. GAGGI	25.389	24	43	H. KHOURI	28.488
25	83	M. KAWAKAMI	35.460	25	21	V. PEREZ SELFA	25.102	25	77	R. BIJMAN	25.396	25	54	B. SOFUOGLU	28.505
26	44	C. STANGE	35.461	26	41	M. GARCIA	25.132	26	52	O. KONIG	25.480	26	85	K. SABATUCCI	28.508
27	53	P. SVOBODA	35.476	27	87	T. KAWAKAMI	25.140	27	21	V. PEREZ SELFA	25.488	27	21	V. PEREZ SELFA	28.541
28	73	J. PEREZ GONZALEZ	35.510	28	23	S. MARKARIAN	25.164	28	35	Y. SAIZ MARQUEZ	25.510	28	53	P. SVOBODA	28.583
29	52	O. KONIG	35.568	29	15	A. COPPOLA	25.226	29	19	V. RODRIGUEZ NUNEZ	25.510	29	26	M. GENNAI	28.584
30	85	K. SABATUCCI	35.595	30	93	M. GAGGI	25.263	30	85	K. SABATUCCI	25.519	30	63	D. PONCET	28.606
31	93	M. GAGGI	35.631	31	44	C. STANGE	25.289	31	44	C. STANGE	25.541	31	52	O. KONIG	28.617
32	80	G. MASTROLUCA	35.639	32	59	A. ZANCA	25.297	32	26	M. GENNAI	25.550	32	62	A. NEGRIER	28.620
33	21	V. PEREZ SELFA	35.688	33	52	O. KONIG	25.298	33	23	S. MARKARIAN	25.568	33	59	A. ZANCA	28.645
34	35	Y. SAIZ MARQUEZ	35.727	34	35	Y. SAIZ MARQUEZ	25.355	34	2	A. CARRION	25.573	34	87	T. KAWAKAMI	28.653
35	26	M. GENNAI	35.759	35	63	D. PONCET	25.419	35	53	P. SVOBODA	25.580	35	23	S. MARKARIAN	28.717
36	79	A. QUINET	35.770	36	62	A. NEGRIER	25.432	36	41	M. GARCIA	25.622	36	15	A. COPPOLA	28.857
37	15	A. COPPOLA	35.863	37	53	P. SVOBODA	25.479	37	62	A. NEGRIER	25.719	37	22	J. ROMERO	28.932
38	63	D. PONCET	35.880	38	28	Y. RUIZ	25.503	38	55	A. FRAPPOLA	25.828	38	35	Y. SAIZ MARQUEZ	28.988
39	55	A. FRAPPOLA	36.146	39	79	A. QUINET	25.556	39	79	A. QUINET	25.846	39	79	A. QUINET	29.082
40	62	A. NEGRIER	36.189	40	22	J. ROMERO	25.602	40	63	D. PONCET	25.894	40	55	A. FRAPPOLA	29.151
41	22	J. ROMERO	36.478	41	55	A. FRAPPOLA	25.775	41	22	J. ROMERO	26.080	41	18	I. OFFER	29.295
42	18	I. OFFER	37.295	42	18	I. OFFER	25.891	42	18	I. OFFER	26.674	42	28	Y. RUIZ	29.424
43	70	M. DUARTE	37.678	43	70	M. DUARTE	26.599	43	70	M. DUARTE	27.183	43	70	M. DUARTE	29.941

04/09/2021

These data/results cannot be reproduced, stored and/or transmitted in whole or in part by any manner of electronic, mechanical, photocopying, recording, broadcasting or otherwise now known or herein after developed without the previous express consent by the copyright owner, except for reproduction in daily press and regular printed publications on sale to the public within 60 days of the event related to those data/results and always provided that copyright symbol appears together as follows below.

© DORNA WSBK ORGANIZATION Srl 2021



Official Fuel Supplier

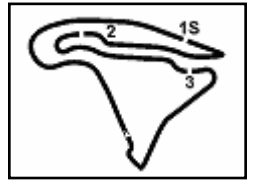


FICR PERUGIA TIMING

Official Tyre Supplier



Official Timekeeper



Magny-Cours 4.411 m
1 / 2

Motul French Round, 3-5 September 2021

Ideal Times Tissot Superspole

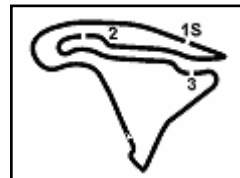
No.	Rider	Nat	Bike	Seg. 1 Diff. 1	Seg. 2 Diff. 2	Seg. 3 Diff. 3	Seg. 4 Diff. 4	Ideal Time		
								Best Lap	Pos.	Diff.
1	99 A. HUERTAS	ESP	Kawasaki Ninja 400	35.027 +0.068	24.514 +0.478	24.822 +0.128	27.881	1'52.244 1'52.918	1	0.674
2	46 S. DI SORA	FRA	Kawasaki Ninja 400	34.829 +0.581	24.687	25.223 +0.223	27.874	1'52.613 1'53.417	4	0.804
3	69 T. BOOTH-AMOS	GBR	Kawasaki Ninja 400	35.458 +0.282	24.582	25.156 +0.055	27.783	1'52.979 1'53.316	2	0.337
4	1 J. BUIS	NED	Kawasaki Ninja 400	35.034 +0.252	24.762	25.187 +0.083	28.092	1'53.075 1'53.410	3	0.335
5	58 I. IGLESIAS	ESP	Kawasaki Ninja 400	35.121 +0.135	24.875 +0.160	25.125	28.112	1'53.233 1'53.528	5	0.295
6	61 Y. OKAYA	JPN	Kawasaki Ninja 400	35.053	24.765 +0.199	25.305 +0.104	28.270 +0.158	1'53.393 1'53.854	10	0.461
7	64 H. DE CANCELLIS	FRA	Kawasaki Ninja 400	35.376 +0.207	24.838	25.245	27.993 +0.261	1'53.452 1'53.920	11	0.468
8	83 M. KAWAKAMI	BRA	Yamaha YZF-R3	35.460 +0.092	24.925 +0.119	25.039 +0.442	28.050 +0.268	1'53.474 1'54.395	17	0.921
9	88 D. MOGEDA	ESP	Kawasaki Ninja 400	35.105 +0.012	25.022 +0.015	25.158 +0.123	28.197 +0.457	1'53.482 1'54.089	13	0.607
10	80 G. MASTROLUCA	ITA	Yamaha YZF-R3	35.639	24.856	25.043	27.960 +0.332	1'53.498 1'53.830	8	0.332
11	54 B. SOFUOGLU	TUR	Yamaha YZF-R3	35.229	24.731	25.033 +0.129	28.505 +0.213	1'53.498 1'53.840	9	0.342
12	25 D. BERTA VINALES	ESP	Yamaha YZF-R3	34.952 +0.111	24.826	25.301 +0.125	28.475 +0.452	1'53.554 1'54.242	14	0.688
13	20 D. LOUREIRO	RSA	Kawasaki Ninja 400	35.226	24.979	25.280 +0.121	28.097	1'53.582 1'53.703	6	0.121
14	17 K. MEUFFELS	NED	Kawasaki Ninja 400	35.086 +0.240	24.880 +0.347	25.314	28.394 +0.230	1'53.674 1'54.491	18	0.817
15	73 J. PEREZ GONZALEZ	ESP	Kawasaki Ninja 400	35.510	24.950	25.281	28.045	1'53.786 1'53.786	7	
16	43 H. KHOURI	AUS	Kawasaki Ninja 400	35.210	24.961 +0.414	25.287	28.488 +0.369	1'53.946 1'54.729	22	0.783
17	72 V. STEEMAN	NED	KTM RC 390 R	35.316 +0.061	24.966	25.284	28.388 +0.061	1'53.954 1'54.076	12	0.122
18	77 R. BIJMAN	NED	Yamaha YZF-R3	35.338 +0.333	25.030	25.396 +0.155	28.233 +0.153	1'53.997 1'54.638	20	0.641
19	11 A. CARRASCO	ESP	Kawasaki Ninja 400	35.442 +0.253	24.884	25.362	28.446	1'54.134 1'54.387	16	0.253
20	19 V. RODRIGUEZ NUNEZ	ESP	Kawasaki Ninja 400	35.381 +0.130	25.062	25.510 +0.049	28.216	1'54.169 1'54.348	15	0.179
21	87 T. KAWAKAMI	BRA	Yamaha YZF-R3	35.083	25.140 +0.495	25.297	28.653	1'54.173 1'54.668	21	0.495
22	7 J. GIMBERT	FRA	Kawasaki Ninja 400	35.348	24.998 +0.291	25.363 +0.081	28.478	1'54.187 1'54.559	19	0.372
23	41 M. GARCIA	ESP	Kawasaki Ninja 400	35.172 +0.011	25.132	25.622 +0.436	28.368	1'54.294 1'54.741	23	0.447
24	2 A. CARRION	ESP	Kawasaki Ninja 400	35.384 +0.148	25.049 +0.092	25.573 +0.087	28.452	1'54.458 1'54.785	24	0.327
25	85 K. SABATUCCI	ITA	Kawasaki Ninja 400	35.595	24.918 +0.086	25.519 +0.029	28.508 +0.215	1'54.540 1'54.870	27	0.330
26	44 C. STANGE	GER	Kawasaki Ninja 400	35.461	25.289	25.541 +0.197	28.286 +0.451	1'54.577 1'55.225	30	0.648
27	59 A. ZANCA	ITA	Kawasaki Ninja 400	35.291	25.297	25.383 +0.058	28.645 +0.113	1'54.616 1'54.787	26	0.171
28	93 M. GAGGI	ITA	Yamaha YZF-R3	35.631 +0.145	25.263	25.389	28.358	1'54.641 1'54.786	25	0.145
29	21 V. PEREZ SELFA	ESP	Yamaha YZF-R3	35.688	25.102 +0.146	25.488	28.541 +0.261	1'54.819 1'55.226	31	0.407
30	23 S. MARKARIAN	FRA	Kawasaki Ninja 400	35.390	25.164 +0.495	25.568	28.717 +0.163	1'54.839 1'55.497	34	0.658
31	52 O. KONIG	CZE	Kawasaki Ninja 400	35.568	25.298	25.480 +0.113	28.617 +0.198	1'54.963 1'55.274	32	0.311
32	26 M. GENNAI	ITA	Yamaha YZF-R3	35.759 +0.044	25.076	25.550 +0.276	28.584 +0.103	1'54.969 1'55.392	33	0.423
33	53 P. SVOBODA	CZE	Yamaha YZF-R3	35.476	25.479 +0.018	25.580	28.583	1'55.118 1'55.136	28	0.018

04/09/2021

These data/results cannot be reproduced, stored and/or transmitted in whole or in part by any manner of electronic, mechanical, photocopying, recording, broadcasting or otherwise now known or herein after developed without the previous express consent by the copyright owner, except for reproduction in daily press and regular printed publications on sale to the public within 60 days of the event related to those data/results and always provided that copyright symbol appears together as follows below.

© DORNA WSBK ORGANIZATION Srl 2021





Magny-Cours 4.411 m

2 / 2

Motul French Round, 3-5 September 2021

Ideal Times Tissot Superpole

No.	Rider	Nat	Bike	Seg. 1	Seg. 2	Seg. 3	Seg. 4	Ideal Time		
				Diff. 1	Diff. 2	Diff. 3	Diff. 4	Best Lap	Pos.	Diff.
34	28 Y. RUIZ	ESP	Yamaha YZF-R3	35.097	25.503	25.128	29.424	1'55.152		
								1'55.152	29	
35	15 A. COPPOLA	ITA	Yamaha YZF-R3	35.863	25.226	25.325 +0.332	28.857	1'55.271		
								1'55.603	35	0.332
36	35 Y. SAIZ MARQUEZ	ESP	Yamaha YZF-R3	35.727 +0.328	25.355	25.510 +0.107	28.988	1'55.580		
								1'56.015	36	0.435
37	63 D. PONCET	FRA	Kawasaki Ninja 400	35.880	25.419 +0.037	25.894 +0.388	28.606	1'55.799		
								1'56.224	37	0.425
38	62 A. NEGRIER	FRA	Yamaha YZF-R3	36.189 +0.045	25.432	25.719 +0.311	28.620	1'55.960		
								1'56.316	38	0.356
39	79 A. QUINET	FRA	Yamaha YZF-R3	35.770	25.556 +0.096	25.846	29.082	1'56.254		
								1'56.350	39	0.096
40	55 A. FRAPPOLA	ITA	Kawasaki Ninja 400	36.146 +0.389	25.775	25.828 +0.336	29.151 +0.260	1'56.900		
								1'57.885	40	0.985
41	22 J. ROMERO	ARG	Kawasaki Ninja 400	36.478 +0.456	25.602 +0.273	26.080 +0.236	28.932	1'57.092		
								1'58.057	41	0.965
42	18 I. OFFER	GBR	Kawasaki Ninja 400	37.295 +0.228	25.891	26.674	29.295	1'59.155		
								1'59.383	42	0.228
43	70 M. DUARTE	POR	Yamaha YZF-R3	37.678 +0.018	26.599 +0.009	27.183	29.941 +0.146	2'01.401		
								2'01.574	43	0.173
Overall Ideal Time				34.829	24.514	24.822	27.783	1'51.948		

04/09/2021

These data/results cannot be reproduced, stored and/or transmitted in whole or in part by any manner of electronic, mechanical, photocopying, recording, broadcasting or otherwise now known or herein after developed without the previous express consent by the copyright owner, except for reproduction in daily press and regular printed publications on sale to the public within 60 days of the event related to those data/results and always provided that copyright symbol appears together as follows below.

© DORNA WSBK ORGANIZATION Srl 2021



Official Fuel Supplier

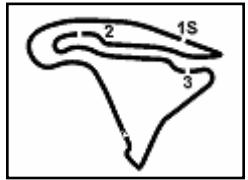


FKR PERGOIA TIMING

Official Tyre Supplier



Official Timekeeper



Motul French Round, 3-5 September 2021

Chronological Analysis Tissot Superpole

Magny-Cours 4.411 m

1 / 5

1° 99 A. HUERTAS (1'52.918)							
Lap	Seg.1	Seg.2	Seg.3	Seg.4	Lap Time	km/h	Local Time
1		25.839	27.674	35.363		183,7	9:47'22.108
2	47.117	27.376	28.360	31.821	2'14.674P	198,5	9:49'36.782
3	35.483	24.867	25.037	28.237	1'53.624	197,8	9:51'30.406
4	35.265	24.793	25.185	31.909	1'57.152	197,4	9:53'27.558
5	35.197	25.415	25.122	28.326	1'54.060	198,9	9:55'21.618
6	35.242	25.637	36.555	31.385	2'08.819	196,4	9:57'30.437
7	35.404	24.514	24.822	28.433	1'53.173	195,3	9:59'23.610
8	35.095	24.992	24.950	27.881	1'52.918	195,7	10:01'16.528
9	35.120	24.928	25.324	28.336	1'53.708	197,8	10:03'10.236
10	35.027	24.753	25.371	30.310	1'55.461	193,2	10:05'05.697

8	36.303	25.377	25.637	28.599	1'55.916	182,1	10:01'07.441
9	35.539	24.946	25.360	28.146	1'53.991	192,5	10:03'01.432
10	37.116	27.549			2'05.800C	165,6	10:05'07.232

2° 69 T. BOOTH-AMOS (1'53.316)							
Lap	Seg.1	Seg.2	Seg.3	Seg.4	Lap Time	km/h	Local Time
1		26.976	26.686	30.458		193,9	9:47'22.578
2	41.962	27.081	33.075	30.548	2'12.666	194,9	9:49'35.253
3	35.735	25.578	25.295	28.294	1'54.902	198,5	9:51'30.155
4	35.668	25.133	26.155	29.053	1'56.009	194,6	9:53'26.164
5	35.458	24.815	25.518	28.807	1'54.598	197,1	9:55'20.762
6	35.531	25.287	25.554	28.229	1'54.601	198,9	9:57'15.363
7	35.899	24.801	25.265	27.944	1'53.909	187,2	9:59'09.272
8	35.727	24.653	25.428	27.868	1'53.676	187,5	10:01'02.948
9	35.740	24.582	25.211	27.783	1'53.316	187,5	10:02'56.264
10	35.783	24.613	25.156	27.871	1'53.423	187,5	10:04'49.687
11	35.723	24.726	25.200	27.843	1'53.492	188,2	10:06'43.179

6° 20 D. LOUREIRO (1'53.703)							
Lap	Seg.1	Seg.2	Seg.3	Seg.4	Lap Time	km/h	Local Time
1		28.085	27.236	32.104		189,8	9:47'28.493
2	36.159	26.098	25.768	30.206	1'58.231	196,7	9:49'26.724
3	36.505	25.324	25.799	29.282	1'56.910	193,5	9:51'23.634
4	36.324	26.163	31.957	32.995	2'07.439	187,2	9:53'31.073
5	36.315	25.453	25.554	29.089	1'56.411	194,9	9:55'27.484
6	35.625	25.476	25.280	28.860	1'55.241	200,0	9:57'22.725
7	35.910	27.011	31.035	28.909	2'02.865	191,5	9:59'25.590
8	35.318	25.572	25.697	29.379	1'55.966	194,6	10:01'21.556
9	35.381	25.043	25.349	28.293	1'54.066	196,0	10:03'15.622
10	35.226	24.979	25.401	28.097	1'53.703	197,8	10:05'09.325

3° 1 J. BUIS (1'53.410)							
Lap	Seg.1	Seg.2	Seg.3	Seg.4	Lap Time	km/h	Local Time
1		27.185	27.172	31.626		200,0	9:47'23.296
2	46.608	27.010	27.926	30.566	2'12.110P	198,2	9:49'35.406
3	35.361	25.163	25.187	28.796	1'54.507	197,4	9:51'29.913
4	35.678	24.898	25.385	28.763	1'54.724	197,8	9:53'24.637
5	35.357	25.076	25.213	28.329	1'53.975	198,5	9:55'18.612
6	37.565	34.237	29.426	29.598	2'10.826	175,6	9:57'29.438
7	35.286	24.762	25.270	28.092	1'53.410	199,3	9:59'22.848
8	35.054	25.107	25.252	28.101	1'53.514	197,4	10:01'16.362
9	35.034	25.106	25.275	28.288	1'53.703	197,1	10:03'10.065
10	35.205	25.005	25.409	29.279	1'54.898	195,3	10:05'04.963

7° 73 J. PEREZ GONZALEZ (1'53.786)							
Lap	Seg.1	Seg.2	Seg.3	Seg.4	Lap Time	km/h	Local Time
1		28.327	29.024	31.325		194,6	9:47'25.973
2	36.427	26.423	25.636	31.877	2'00.363	198,2	9:49'26.336
3	35.752	25.641	25.636	28.928	1'55.957	198,2	9:51'22.293
4	36.600	25.237	25.771	32.597	2'00.205	184,3	9:53'22.498
5	35.616	25.182	25.373	28.464	1'54.635	195,3	9:55'17.133
6	38.580	26.376	26.232	28.731	1'59.919	174,2	9:57'17.052
7	35.510	24.950	25.281	28.045	1'53.786	196,4	9:59'10.838
8	35.658	24.969	26.359	28.988	1'55.974	194,6	10:01'06.812
9	35.816	25.025	25.871	29.026	1'55.738	189,1	10:03'02.550
10	35.821	28.781	27.481	29.841	2'01.924	188,5	10:05'04.474

4° 46 S. DI SORA (1'53.417)							
Lap	Seg.1	Seg.2	Seg.3	Seg.4	Lap Time	km/h	Local Time
1		26.373	25.923	32.445		185,6	9:47'35.812
2	35.718	25.606	28.218	31.925	2'01.467	192,2	9:49'37.279
3	35.019	25.191	25.223	28.347	1'53.780	196,4	9:51'31.059
4	34.829	25.904	26.537	28.962	1'56.232	196,7	9:53'27.291
5	35.158	25.698	25.497	28.647	1'55.000	193,9	9:55'22.291
6	35.340	25.934	25.483	28.522	1'55.279	196,4	9:57'17.570
7	35.581	24.920	25.449	28.259	1'54.209	192,2	9:59'11.779
8	35.410	24.687	25.446	27.874	1'53.417	191,8	10:01'05.196
9	38.233	25.795	25.554	28.892	1'58.474	160,0	10:03'03.670
10	35.640	25.411	29.944	29.338	2'00.333	191,5	10:05'04.003

8° 80 G. MASTROLUCA (1'53.830)							
Lap	Seg.1	Seg.2	Seg.3	Seg.4	Lap Time	km/h	Local Time
1		25.890	27.047	34.227		183,1	9:47'22.039
2	36.481	27.057	28.114	34.244	2'05.896	192,9	9:49'27.935
3	35.934	25.409	26.095	29.789	1'57.227	189,8	9:51'25.162
4	35.854	25.775	26.025	31.470	1'59.124	195,3	9:53'24.286
5	35.823	25.215	25.158	28.688	1'54.884	198,5	9:55'19.170
6	36.203	27.876	26.817	29.875	2'00.771	183,7	9:57'19.941
7	35.995	25.032	25.686	28.762	1'55.475	192,9	9:59'15.416
8	36.139	24.857	25.210	27.960	1'54.166	196,7	10:01'09.582
9	35.639	24.856	25.043	28.292	1'53.830	189,1	10:03'03.412
10	35.965	26.302	27.538	34.119	2'03.924	191,2	10:05'07.336

5° 58 I. IGLESIAS (1'53.528)							
Lap	Seg.1	Seg.2	Seg.3	Seg.4	Lap Time	km/h	Local Time
1		26.904	27.068	29.930		189,5	9:47'23.425
2	36.530	29.554	27.967	40.055	2'14.106C	191,8	9:49'37.531
3	35.211	25.050	25.263	28.190	1'53.714	196,7	9:51'31.245
4	35.121	25.457	26.351	30.863	1'57.792	200,4	9:53'29.037
5	35.203	25.185	25.635	28.304	1'54.327	199,6	9:55'23.364
6	35.727	24.875	25.526	28.505	1'54.633	193,5	9:57'17.997
7	35.256	25.035	25.125	28.112	1'53.528	197,8	9:59'11.525

9° 54 B. SOFUOGLU (1'53.840)							
Lap	Seg.1	Seg.2	Seg.3	Seg.4	Lap Time	km/h	Local Time
1		27.052	27.109	30.373		185,2	9:47'25.312
2	36.742	25.263	26.791	36.303	2'05.099	195,3	9:49'30.411
3	35.522	24.951	25.381	29.486	1'55.340	194,2	9:51'25.751
4	42.586	25.093	26.124	31.102	2'04.905	189,5	9:53'30.656
5	35.487	24.897	25.134	28.964	1'54.482	191,5	9:55'25.138
6	35.676	25.963	25.774	33.137	2'00.550	195,7	9:57'25.688
7	35.913	25.047	29.014	29.067	1'59.041	190,1	9:59'24.729
8	35.229	24.731	25.162	28.718	1'53.840	191,8	10:01'18.569
9	35.599	25.239	25.033	28.505	1'54.376	194,9	10:03'12.945
10	35.766	24.868	25.379	28.831	1'54.844	189,1	10:05'07.789

10° 61 Y. OKAYA (1'53.854)							
Lap	Seg.1	Seg.2	Seg.3	Seg.4	Lap Time	km/h	Local Time
1		27.008	30.241	30.865		189,8	9:47'27.741
2	35.935	25.237	25.954	29.418	1'56.544	199,6	9:49'24.285
3	40.055	27.159	27.495	29.513	2'04.222	182,1	9:51'28.507
4	35.232	25.296	25.757	28.531	1'54.816	197,1	9:53'23.323

04/09/2021 P = Pits In/Out - C = Lap Time Cancelled

These data/results cannot be reproduced, stored and/or transmitted in whole or in part by any manner of electronic, mechanical, photocopying, recording, broadcasting or otherwise now known or herein after developed without the previous express consent by the copyright owner, except for reproduction in daily press and regular printed publications on sale to the public within 60 days of the event related to those data/results and always provided that copyright symbol appears together as follows below.

© DORNA WSBK ORGANIZATION Srl 2021

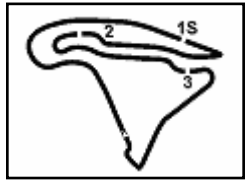


Official Fuel Supplier

FKR PERUGIA TIMING

Official Tyre Supplier

Official Timekeeper



Motul French Round, 3-5 September 2021

Chronological Analysis Tisot Superpole

Magny-Cours 4.411 m

2 / 5

5	37.302	26.494	25.802	28.614	1'58.212	191,8	9:55'21.535
6	35.328	25.851	29.411	31.370	2'01.960	197,8	9:57'23.495
7	35.053	24.964	25.409	28.428	1'53.854	197,1	9:59'17.349
8	35.455	25.151	26.926	32.920	2'00.452C	193,2	10:01'17.801
9	35.439	24.909	25.305	28.270	1'53.923	192,5	10:03'11.724
10	35.491	24.765	25.384	30.311	1'55.951	192,5	10:05'07.675

2	36.708	25.373	27.438	37.199	2'06.718	193,2	9:49'31.480
3	36.254	25.779	25.948	29.167	1'57.148	188,8	9:51'28.628
4	35.393	25.519	25.573	28.583	1'55.068	200,4	9:53'23.696
5	36.183	25.354	25.510	29.069	1'56.116	189,1	9:55'19.812
6	35.948	25.562	26.719	28.822	1'57.051	188,8	9:57'16.863
7	35.511	25.062	25.559	28.216	1'54.348	192,9	9:59'11.211
8	35.381	25.122	25.975	28.326	1'54.804	192,2	10:01'06.015
9	36.148	25.307	25.762	28.752	1'55.969	187,5	10:03'01.984
10	36.119	26.210	28.652	33.779	2'04.760	184,0	10:05'06.744

11° 64 H. DE CANCELLIS (1'53.920)

Lap	Seg.1	Seg.2	Seg.3	Seg.4	Lap Time	km/h	Local Time
1		26.271	37.352	32.486		188,5	9:47'31.625
2	35.640	25.042	25.457	29.358	1'55.497	195,3	9:49'27.122
3	35.477	24.988	25.687	28.886	1'55.038	194,2	9:51'22.160
4	48.058	25.480	26.031	30.130	2'09.699	185,9	9:53'31.859
5	35.376	25.056	25.245	28.577	1'54.254	199,3	9:55'26.113
6	35.428	25.344	25.365	28.050	1'54.187	200,4	9:57'20.300
7	35.583	24.838	25.245	28.254	1'53.920	194,6	9:59'14.220
8	35.548	24.991	25.448	27.993	1'53.980	193,9	10:01'08.200
9	35.557	24.933	25.429	28.095	1'54.014	190,5	10:03'02.214
10	40.273	25.168	27.164	30.000	2'02.605	185,9	10:05'04.819

16° 11 A. CARRASCO (1'54.387)

Lap	Seg.1	Seg.2	Seg.3	Seg.4	Lap Time	km/h	Local Time
1		27.153	29.168	31.107		182,7	9:47'23.090
2	36.793	25.553	27.614	32.037	2'01.997	194,6	9:49'25.087
3	36.151	25.941	26.301	29.342	1'57.735	190,8	9:51'22.822
4	40.976	26.167	26.744	28.953	2'02.840	190,1	9:53'25.662
5	35.442	25.152	25.389	28.710	1'54.693	199,3	9:55'20.355
6	35.648	25.956	25.828	28.460	1'55.892	198,2	9:57'16.247
7	35.695	24.884	25.362	28.446	1'54.387	191,2	9:59'10.634
8	35.770	25.034	26.414	28.586	1'55.804	191,2	10:01'06.438
9	35.545	25.088	25.934	32.176	1'58.743	190,5	10:03'05.181
10	35.497	25.086	27.312	32.084	1'59.979	196,4	10:05'05.160

12° 72 V. STEEMAN (1'54.076)

Lap	Seg.1	Seg.2	Seg.3	Seg.4	Lap Time	km/h	Local Time
1		26.354	33.928	31.173		184,3	9:47'26.474
2	36.408	26.575	26.496	34.084	2'03.563	197,8	9:49'30.037
3	35.701	25.433	25.398	34.414	2'00.946	198,5	9:51'30.983
4	36.654	25.509	26.113	29.645	1'57.921	198,2	9:53'28.904
5	35.416	25.513	25.856	28.968	1'55.753	197,1	9:55'24.657
6	35.316	25.089	25.766	28.692	1'54.863	198,2	9:57'19.520
7	35.440	25.265	25.338	28.388	1'54.431	198,5	9:59'13.951
8	35.844	25.183	26.222	28.897	1'56.146	188,2	10:01'10.097
9	35.377	24.966	25.284	28.449	1'54.076	197,4	10:03'04.173
10	35.543	25.117	31.915	30.078	2'02.653	193,5	10:05'06.826

17° 83 M. KAWAKAMI (1'54.395)

Lap	Seg.1	Seg.2	Seg.3	Seg.4	Lap Time	km/h	Local Time
1		27.988	28.029	31.175		158,6	9:47'26.643
2	36.264	26.655	26.176	29.709	1'58.804	194,2	9:49'25.447
3	35.796	25.792	33.541	29.017	2'04.146	191,5	9:51'29.593
4	36.148	25.425	25.749	29.393	1'56.715	193,5	9:53'26.308
5	36.016	25.231	25.697	28.786	1'55.730	192,2	9:55'22.038
6	35.460	30.399	25.683	29.414	2'00.956	194,6	9:57'22.994
7	35.602	25.100	25.330	28.627	1'54.659	193,9	9:59'17.653
8	35.552	25.044	25.481	28.318	1'54.395	193,9	10:01'12.048
9	35.731	25.608	29.178	28.050	1'58.567	193,2	10:03'10.615
10	35.775	24.925	25.039	28.978	1'54.717	189,8	10:05'05.332

13° 88 D. MOGEDA (1'54.089)

Lap	Seg.1	Seg.2	Seg.3	Seg.4	Lap Time	km/h	Local Time
1		27.666	27.103	30.458		182,1	9:47'26.075
2	36.055	25.425	26.313	42.096	2'09.889	196,7	9:49'35.964
3	35.565	25.132	25.438	28.197	1'54.332	196,4	9:51'30.296
4	35.418	25.022	26.038	28.493	1'54.971	200,0	9:53'25.267
5	35.105	25.330	25.158	28.813	1'54.406	203,4	9:55'19.673
6	36.345	34.254	30.002	30.426	2'11.027C	175,0	9:57'30.700
7	35.339	25.206	25.849	28.698	1'55.092	200,7	9:59'25.792
8	35.106	25.243	25.968	28.796	1'55.113	196,0	10:01'20.905
9	35.626	25.116	25.241	28.201	1'54.184	198,9	10:03'15.089
10	35.117	25.037	25.281	28.654	1'54.089	200,4	10:05'09.178

18° 17 K. MEUFFELS (1'54.491)

Lap	Seg.1	Seg.2	Seg.3	Seg.4	Lap Time	km/h	Local Time
1		27.158	26.698	30.814		198,2	9:47'21.428
2	47.863	27.032	28.341	32.017	2'15.253P	191,8	9:49'36.681
3	35.689	25.341	25.485	28.394	1'54.909	191,2	9:51'31.590
4	35.086	25.417	26.388	29.138	1'56.029	202,6	9:53'27.619
5	35.091	26.118	25.474	29.168	1'55.851	198,9	9:55'23.470
6	37.790	26.511	30.750	30.110	2'05.161	196,7	9:57'28.631
7	35.788	24.880	25.625	28.622	1'54.915	193,2	9:59'23.546
8	35.326	25.227	25.314	28.624	1'54.491	198,5	10:01'18.037
9	35.695	25.156	25.794	28.696	1'55.341	193,9	10:03'13.378
10	35.967	25.397	25.976	30.418	1'57.758	193,2	10:05'11.136

14° 25 D. BERTA VINALES (1'54.242)

Lap	Seg.1	Seg.2	Seg.3	Seg.4	Lap Time	km/h	Local Time
1		28.137	27.968	30.656		193,9	9:47'24.394
2	36.312	25.661	26.888	36.343	2'05.204	195,7	9:49'29.598
3	35.735	25.140	25.390	29.522	1'55.787	198,5	9:51'25.385
4	43.029	25.275	26.080	31.832	2'06.216	192,2	9:53'31.601
5	35.569	25.301	25.625	28.946	1'55.441	198,5	9:55'27.042
6	35.673	25.506	31.797	29.783	2'02.759	197,1	9:57'29.801
7	35.063	24.826	25.426	28.927	1'54.242	198,9	9:59'24.043
8	34.952	25.335	25.353	29.070	1'54.710	196,0	10:01'18.753
9	35.281	25.076	25.676	28.827	1'54.860	200,0	10:03'13.613
10	35.535	25.192	25.301	28.475	1'54.503	197,4	10:05'08.116

19° 7 J. GIMBERT (1'54.559)

Lap	Seg.1	Seg.2	Seg.3	Seg.4	Lap Time	km/h	Local Time
1		27.663	27.360	30.225		194,6	9:47'23.200
2	36.722	25.746	28.568	34.529	2'05.565	192,5	9:49'28.765
3	35.548	25.105	25.774	29.147	1'55.574	197,1	9:51'24.339
4	35.541	25.297	25.495	28.710	1'55.043	194,9	9:53'19.382
5	42.989	26.952	26.254	29.220	2'05.415	186,5	9:55'24.797
6	35.545	25.045	25.927	31.167	1'57.684	197,1	9:57'22.481
7	35.778	24.998	25.564	29.181	1'55.521	195,7	9:59'18.002
8	35.348	25.289	25.444	28.478	1'54.559	198,9	10:01'12.561
9	35.422	25.611	25.363	30.379	1'56.775	195,7	10:03'09.336

15° 19 V. RODRIGUEZ NUNEZ (1'54.348)

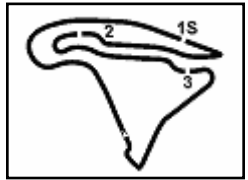
Lap	Seg.1	Seg.2	Seg.3	Seg.4	Lap Time	km/h	Local Time
1		27.236	27.612	30.767		193,9	9:47'24.762

04/09/2021 P = Pits In/Out - C = Lap Time Cancelled

These data/results cannot be reproduced, stored and/or transmitted in whole or in part by any manner of electronic, mechanical, photocopying, recording, broadcasting or otherwise now known or herein after developed without the previous express consent by the copyright owner, except for reproduction in daily press and regular printed publications on sale to the public within 60 days of the event related to those data/results and always provided that copyright symbol appears together as follows below.

© DORNA WSBK ORGANIZATION Srl 2021





Motul French Round, 3-5 September 2021

Chronological Analysis Tissot Superpole

Magny-Cours 4.411 m

3 / 5

20° 77 R. BIJMAN (1'54.638)							
Lap	Seg.1	Seg.2	Seg.3	Seg.4	Lap Time	km/h	Local Time
1		26.748	33.451	35.077		186,5	9:47'31.087
2	36.251	25.393	25.558	31.475	1'58.677	194,9	9:49'29.764
3	36.049	25.743	25.455	32.265	1'59.512	198,2	9:51'29.276
4	36.489	25.269	26.146	29.071	1'56.975	192,2	9:53'26.251
5	36.097	25.133	26.004	28.949	1'56.183	196,4	9:55'22.434
6	35.338	25.878	25.728	28.737	1'55.681	198,5	9:57'18.115
7	35.831	25.846	26.315	28.405	1'56.397	189,1	9:59'14.512
8	35.671	25.030	25.551	28.386	1'54.638	190,1	10:01'09.150
9	36.210	25.422	25.396	28.233	1'55.261	190,1	10:03'04.411
10	35.662	25.168	30.584	30.125	2'01.539	191,2	10:05'05.950

21° 87 T. KAWAKAMI (1'54.668)							
Lap	Seg.1	Seg.2	Seg.3	Seg.4	Lap Time	km/h	Local Time
1		27.672	27.251	29.787		193,9	9:47'21.647
2	36.816	31.283	29.143	32.295	2'09.537	189,5	9:49'31.184
3	35.662	25.188	25.361	28.803	1'55.014	195,3	9:51'26.198
4	35.390	30.360	26.752	29.331	2'01.833	192,5	9:53'28.031
5	35.083	25.635	25.297	28.653	1'54.668	195,3	9:55'22.699
6	35.121	42.325	26.803	28.814	2'13.063C	193,5	9:57'35.762
7	36.355	25.242	25.809	28.280	1'55.686C	186,9	9:59'31.448
8	36.095	25.140	25.751	28.326	1'55.312C	188,2	10:01'26.760
9	36.218	25.619	25.923	28.312	1'56.072C	187,5	10:03'22.832

22° 43 H. KHOURI (1'54.729)							
Lap	Seg.1	Seg.2	Seg.3	Seg.4	Lap Time	km/h	Local Time
1		25.944	27.612	30.236		184,6	9:47'30.874
2	36.425	25.662	26.220	32.791	2'01.098P	193,5	9:49'31.972
3	45.978	25.107	25.770	28.488	2'05.343P	188,8	9:51'37.315
4	35.907	25.004	25.367	28.503	1'54.781	189,8	9:53'32.096
5	35.210	25.375	25.287	28.857	1'54.729	198,9	9:55'26.825
6	35.935	27.806	27.133	30.900	2'01.774P	193,2	9:57'28.599
7	1'01.876	25.881	26.180	28.810	2'22.747P	186,9	9:59'51.346
8	36.546	25.041	25.398	28.522	1'55.507	186,5	10:01'46.853
9	36.325	25.074	25.490	28.126	1'55.015C	186,9	10:03'41.868

23° 41 M. GARCIA (1'54.741)							
Lap	Seg.1	Seg.2	Seg.3	Seg.4	Lap Time	km/h	Local Time
1		27.711	27.566	30.503		182,4	9:47'25.682
2	36.366	25.764	26.287	35.185	2'03.602	195,3	9:49'29.284
3	35.851	25.514	26.022	29.209	1'56.596	197,4	9:51'25.880
4	35.555	25.883	31.754	29.355	2'02.547	199,6	9:53'28.427
5	35.172	25.577	26.217	28.609	1'55.575	199,3	9:55'24.002
6	35.505	27.694	25.751	33.137	2'02.087	190,8	9:57'26.089
7	35.511	25.201	26.052	32.318	1'59.082	194,9	9:59'25.171
8	35.612	25.238	25.944	28.553	1'55.347	195,3	10:01'20.518
9	35.549	25.267	25.622	28.431	1'54.869	196,7	10:03'15.387
10	35.183	25.132	26.058	28.368	1'54.741	198,5	10:05'10.128

24° 2 A. CARRION (1'54.785)							
Lap	Seg.1	Seg.2	Seg.3	Seg.4	Lap Time	km/h	Local Time
1		27.524	27.391	29.657		191,8	9:47'21.234
2	36.861	27.919	27.394	34.760	2'06.934	184,0	9:49'28.168
3	35.602	25.200	26.101	29.440	1'56.343	198,2	9:51'24.511
4	36.363	27.138	32.869	30.181	2'06.551	193,9	9:53'31.062
5	35.532	25.141	25.660	28.452	1'54.785	199,6	9:55'25.847
6	35.899	25.762	25.829	32.545	2'00.035	203,0	9:57'25.882
7	35.641	25.049	26.227	30.417	1'57.334	197,4	9:59'23.216
8	35.535	25.175	25.573	28.835	1'55.118C	195,7	10:01'18.334
9	35.820	25.498	25.754	28.602	1'55.674	196,7	10:03'14.008
10	35.384	25.134	25.897	28.615	1'55.030	200,4	10:05'09.038

25° 93 M. GAGGI (1'54.786)							
Lap	Seg.1	Seg.2	Seg.3	Seg.4	Lap Time	km/h	Local Time
1		27.623	27.257	32.487		182,1	9:47'26.964
2	36.783	26.593	26.046	34.482	2'03.904	193,2	9:49'30.868
3	36.075	25.380	25.680	28.735	1'55.870	193,2	9:51'26.738
4	36.045	25.399	25.564	29.198	1'56.206	194,2	9:53'22.944
5	39.257	25.873	26.897	30.606	2'02.633	191,5	9:55'25.577
6	36.018	27.595	25.942	30.346	1'59.901	193,9	9:57'25.478
7	36.166	25.351	26.053	31.220	1'58.790	192,9	9:59'24.268
8	35.631	25.888	25.565	28.580	1'55.664	194,9	10:01'19.932
9	36.051	25.513	25.695	28.738	1'55.997	189,5	10:03'15.929
10	35.776	25.263	25.389	28.358	1'54.786	191,5	10:05'10.715

26° 59 A. ZANCA (1'54.787)							
Lap	Seg.1	Seg.2	Seg.3	Seg.4	Lap Time	km/h	Local Time
1		28.483	28.281	30.780		190,1	9:47'24.302
2	37.127	25.687	26.940	31.655	2'01.409	197,4	9:49'25.711
3	35.873	25.802	26.614	33.333	2'01.622	198,2	9:51'27.333
4	36.071	26.032	25.908	28.753	1'56.764	196,4	9:53'24.097
5	35.871	25.600	25.637	29.438	1'56.546	192,5	9:55'20.643
6	35.769	27.993	25.829	28.645	1'58.236	188,5	9:57'18.879
7	35.549	25.402	26.054	32.810	1'59.815	197,4	9:59'18.694
8	35.478	25.341	25.383	28.685	1'54.887	197,1	10:01'13.581
9	35.291	25.297	25.441	28.758	1'54.787	198,9	10:03'08.368
10	35.404	25.318	25.985	31.261	1'57.968	197,4	10:05'06.336

27° 85 K. SABATUCCI (1'54.870)							
Lap	Seg.1	Seg.2	Seg.3	Seg.4	Lap Time	km/h	Local Time
1		27.553	27.762	31.092		196,4	9:47'23.790
2	36.957	25.386	26.680	39.886	2'08.909	192,9	9:49'32.699
3	37.066	25.314	25.639	28.705	1'56.724	189,8	9:51'29.423
4	36.233	25.932	26.475	32.207	2'00.847	197,8	9:53'30.270
5	35.899	25.021	25.544	28.530	1'54.994	194,6	9:55'25.264
6	36.125	25.578	25.761	28.895	1'56.359	199,6	9:57'21.623
7	36.480	24.918	25.629	28.814	1'55.841	190,1	9:59'17.464
8	35.618	25.014	25.519	34.590	2'00.741	199,6	10:01'18.205
9	35.595	25.004	25.548	28.723	1'54.870	197,8	10:03'13.075
10	36.122	25.005	25.604	28.508	1'55.239	197,1	10:05'08.314

28° 53 P. SVOBODA (1'55.136)							
Lap	Seg.1	Seg.2	Seg.3	Seg.4	Lap Time	km/h	Local Time
1		28.129	27.097	1'03.960		179,4	9:47'59.777
2	3'15.149	33.080	37.845	31.422	4'57.496P	165,1	9:52'57.273
3	37.044	25.978	26.607	29.141	1'58.770	181,8	9:54'56.043
4	36.709	25.933	26.245	28.805	1'57.692	181,8	9:56'53.735
5	38.385	28.213	33.528	45.734	2'25.860	157,7	9:59'19.595
6	38.112	28.221	25.795	28.975	2'01.103	145,2	10:01'20.698
7	35.669	25.479	25.650	28.723	1'55.521	194,2	10:03'16.219
8	35.476	25.497	25.580	28.583	1'55.136	191,5	10:05'11.355

29° 28 Y. RUIZ (1'55.152)							
Lap	Seg.1	Seg.2	Seg.3	Seg.4	Lap Time	km/h	Local Time
1		27.201	27.588	34.533		192,9	9:47'25.954
2	4'37.676	27.884	26.608	30.113	6'02.281P	190,1	9:53'28.235
3	35.097	25.503	25.128	29.424	1'55.152	195,3	9:55'23.387

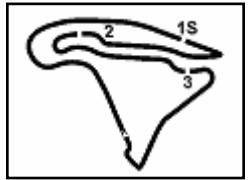
30° 44 C. STANGE (1'55.225)							
Lap	Seg.1	Seg.2	Seg.3	Seg.4	Lap Time	km/h	Local Time
1		26.382	36.764	33.465		188,8	9:47'32.180
2	36.054	26.493	26.229	30.695	1'59.471	191,5	9:49'31.651
3	35.946	25.471	26.037	28.851	1'56.305	193,9	9:51'27.956

04/09/2021 P = Pits In/Out - C = Lap Time Cancelled

These data/results cannot be reproduced, stored and/or transmitted in whole or in part by any manner of electronic, mechanical, photocopying, recording, broadcasting or otherwise now known or herein after developed without the previous express consent by the copyright owner, except for reproduction in daily press and regular printed publications on sale to the public within 60 days of the event related to those data/results and always provided that copyright symbol appears together as follows below.

© DORNA WSBK ORGANIZATION Srl 2021





Motul French Round, 3-5 September 2021

Chronological Analysis Tissot Superpole

Magny-Cours 4.411 m

4 / 5

4	35.868	25.842	25.794	29.364	1'56.868	199,3	9:53'24.824	5	36.224	25.237	25.661	29.429	1'56.551	186,9	9:55'26.513
5	35.461	25.289	25.738	28.737	1'55.225	198,9	9:55'20.049	6	36.420	25.487	27.060	31.853	2'00.820	194,6	9:57'27.333
6	35.971	26.029	26.050	28.286	1'56.336	186,5	9:57'16.385	7	36.536	25.296	25.855	29.967	1'57.654	185,6	9:59'24.987
7	36.010	28.781	25.620	29.064	1'59.475	188,8	9:59'15.860	8	35.898	25.452	25.928	29.512	1'56.790	194,9	10:01'21.777
8	35.757	25.685	25.541	28.310	1'55.293	198,2	10:01'11.153	9	35.989	25.653	25.325	29.039	1'56.006	189,5	10:03'17.783
9	36.261	25.373	25.773	28.464	1'55.871	185,2	10:03'07.024	10	35.863	25.226	25.657	28.857	1'55.603	190,8	10:05'13.386
10	36.292	25.453	28.433	29.779	1'59.957	191,8	10:05'06.981								

31° 21 V. PEREZ SELFA (1'55.226)							
Lap	Seg.1	Seg.2	Seg.3	Seg.4	Lap Time	km/h	Local Time
1		26.935	29.132	30.383		191,2	9:47'22.775
2	40.775	27.101	26.161	30.748	2'04.785	193,9	9:49'27.560
3	36.315	25.305	25.686	29.926	1'57.232	192,2	9:51'24.792
4	36.023	1'59.324	34.400	38.227	3'47.974CP	195,7	9:55'12.766
5	4'38.059	26.033	27.894	28.541	6'00.527P	188,8	10:01'13.293
6	35.688	25.248	25.488	28.802	1'55.226	194,9	10:03'08.519
7	35.819	25.102	25.782	28.951	1'55.654	192,5	10:05'04.173

36° 35 Y. SAIZ MARQUEZ (1'56.015)								
Lap	Seg.1	Seg.2	Seg.3	Seg.4	Lap Time	km/h	Local Time	
1		28.086	28.185	30.714		194,6	9:47'24.975	
2		36.988	26.613	26.529	33.373	2'03.503	194,9	9:49'28.478
3		35.902	25.761	25.510	29.354	1'56.527	190,1	9:51'25.005
4		36.005	26.096	25.923	29.296	1'57.320	194,9	9:53'22.325
5		35.727	25.796	26.344	29.737	1'57.604	193,9	9:55'19.929
6		36.277	26.611	27.721	30.205	2'00.814	191,8	9:57'20.743
7		36.329	25.691	26.484	29.021	1'57.525	190,5	9:59'18.268
8		36.055	25.355	25.617	28.988	1'56.015	193,2	10:01'14.283

32° 52 O. KONIG (1'55.274)							
Lap	Seg.1	Seg.2	Seg.3	Seg.4	Lap Time	km/h	Local Time
1		27.558	27.856	32.356		193,2	9:47'27.201
2	36.503	26.230	25.642	30.876	1'59.251	196,0	9:49'26.452
3	36.160	25.664	26.224	29.666	1'57.714	193,5	9:51'24.166
4	35.754	25.446	26.089	28.853	1'56.142	189,5	9:53'20.308
5	37.193	31.531	25.964	28.617	2'03.305	179,4	9:55'23.613
6	35.899	31.907	28.101	30.531	2'06.438C	188,2	9:57'30.051
7	35.845	25.407	26.048	28.622	1'55.922	197,1	9:59'25.973
8	35.568	25.298	25.593	28.815	1'55.274	193,9	10:01'21.247
9	35.608	26.075	25.532	28.724	1'55.939	196,4	10:03'17.186
10	36.802	26.523	25.480	30.803	1'59.608	189,1	10:05'16.794

37° 63 D. PONCET (1'56.224)								
Lap	Seg.1	Seg.2	Seg.3	Seg.4	Lap Time	km/h	Local Time	
1		28.047	27.614	35.809		190,8	9:47'32.075	
2		36.881	26.630	26.569	30.461	2'00.541	190,8	9:49'32.616
3		37.425	25.796	26.225	28.854	1'58.300	187,2	9:51'30.916
4		36.456	25.419	26.617	29.868	1'58.360	194,9	9:53'29.276
5		36.071	25.519	26.154	29.611	1'57.355	193,2	9:55'26.631
6		36.342	25.804	26.197	28.975	1'57.318	193,5	9:57'23.949
7		36.315	25.655	26.172	28.987	1'57.129	190,8	9:59'21.078
8		36.507	25.505	25.894	28.647	1'56.553	188,5	10:01'17.631
9		36.097	25.571	25.894	29.140	1'56.702	195,3	10:03'14.333
10		35.880	25.456	26.282	28.606	1'56.224	195,3	10:05'10.557

33° 26 M. GENNAI (1'55.392)							
Lap	Seg.1	Seg.2	Seg.3	Seg.4	Lap Time	km/h	Local Time
1		28.053	27.957	30.989		194,6	9:47'23.835
2	36.943	25.871	26.902	31.171	2'00.887	189,1	9:49'24.722
3	36.681	25.560	25.929	29.008	1'57.178	189,5	9:51'21.900
4	37.119	26.885	31.796	28.792	2'04.592	184,3	9:53'26.492
5	35.803	25.076	25.826	28.687	1'55.392	193,9	9:55'21.884
6	35.759	27.074	25.985	29.077	1'57.895	199,3	9:57'19.779
7	36.139	25.435	25.670	28.689	1'55.933	193,5	9:59'15.712
8	35.761	25.458	25.826	29.083	1'56.128	197,4	10:01'11.840
9	35.991	25.481	25.550	28.584	1'55.606	190,5	10:03'07.446
10	35.778	26.088	25.840	29.133	1'56.839	189,8	10:05'04.285

38° 62 A. NEGRER (1'56.316)								
Lap	Seg.1	Seg.2	Seg.3	Seg.4	Lap Time	km/h	Local Time	
1		28.114	27.813	31.423		191,2	9:47'24.606	
2		37.553	26.574	26.040	30.600	2'00.767	188,2	9:49'25.373
3		36.431	26.049	25.824	29.439	1'57.743C	192,9	9:51'23.116
4		36.872	26.656	26.036	29.147	1'58.711	184,6	9:53'21.827
5		36.334	25.792	25.960	29.198	1'57.284	188,8	9:55'19.111
6		36.714	27.634	26.291	28.905	1'59.544	184,6	9:57'18.655
7		36.409	25.463	25.876	28.960	1'56.708	190,1	9:59'15.363
8		36.234	25.432	26.030	28.620	1'56.316	194,9	10:01'11.679
9		36.189	25.900	25.719	28.686	1'56.494	194,2	10:03'08.173
10		36.240	26.395	25.799	29.746	1'58.180	194,9	10:05'06.353

34° 23 S. MARKARIAN (1'55.497)							
Lap	Seg.1	Seg.2	Seg.3	Seg.4	Lap Time	km/h	Local Time
1		27.198	27.934	31.352		191,5	9:47'25.515
2	36.656	26.105	26.266	34.871	2'03.898	188,8	9:49'29.413
3	35.671	25.164	25.871	29.475	1'56.181	196,7	9:51'25.594
4	35.881	25.761	25.693	28.717	1'56.052	197,1	9:53'21.646
5	35.961	25.214	25.771	33.758	2'00.704P	190,5	9:55'22.350
6	2'31.003	25.298	25.746	30.866	3'52.913P	196,4	9:59'15.263
7	36.066	25.920	25.944	29.253	1'57.183	192,5	10:01'12.446
8	35.390	25.659	25.568	28.880	1'55.497	193,9	10:03'07.943
9	35.428	25.427	26.818	30.018	1'57.691	192,9	10:05'05.634

39° 79 A. QUINET (1'56.350)								
Lap	Seg.1	Seg.2	Seg.3	Seg.4	Lap Time	km/h	Local Time	
1		27.500	27.318	30.628		190,1	9:47'21.448	
2		37.663	25.953	26.799	29.551	1'59.966	188,5	9:49'21.414
3		37.459	26.979	26.785	29.376	2'00.599	181,5	9:51'22.013
4		42.086	26.237	27.060	29.295	2'04.678	194,9	9:53'26.691
5		35.813	26.278	26.518	29.679	1'58.288	200,4	9:55'24.979
6		35.867	25.859	26.149	29.483	1'57.358	195,7	9:57'22.337
7		36.330	25.556	29.630	30.049	2'01.565	195,7	9:59'23.902
8		35.982	25.754	26.235	29.234	1'57.205	192,5	10:01'21.107
9		35.770	25.652	25.846	29.082	1'56.350	194,9	10:03'17.457
10		36.188	25.619	26.027	30.783	1'58.617	186,9	10:05'16.074

35° 15 A. COPPOLA (1'55.603)							
Lap	Seg.1	Seg.2	Seg.3	Seg.4	Lap Time	km/h	Local Time
1		28.849	27.251	31.719		186,2	9:47'27.374
2	36.402	26.372	25.918	29.839	1'58.531	196,7	9:49'25.905
3	36.017	25.577	26.739	29.102	1'57.435	195,7	9:51'23.340
4	39.565	25.810	30.124	31.123	2'06.622	183,4	9:53'29.962

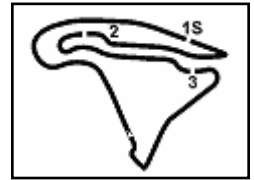
40° 55 A. FRAPPOLA (1'57.885)								
Lap	Seg.1	Seg.2	Seg.3	Seg.4	Lap Time	km/h	Local Time	
1		28.864	28.070	31.618		162,2	9:47'24.213	
2		37.963	27.139	26.123	30.729	2'01.954	185,6	9:49'26.167
3		36.535	25.775	26.164	29.411	1'57.885	193,2	9:51'24.052

04/09/2021 P = Pits In/Out - C = Lap Time Cancelled

These data/results cannot be reproduced, stored and/or transmitted in whole or in part by any manner of electronic, mechanical, photocopying, recording, broadcasting or otherwise now known or herein after developed without the previous express consent by the copyright owner, except for reproduction in daily press and regular printed publications on sale to the public within 60 days of the event related to those data/results and always provided that copyright symbol appears together as follows below.

© DORNA WSBK ORGANIZATION Srl 2021





Motul French Round, 3-5 September 2021

Chronological Analysis Tissot Superpole

4	36.146	26.350	26.373	29.921	1'58.790	193,5	9:53'22.842
5	37.207	25.937	25.828	29.151	1'58.123	186,9	9:55'20.965
6	36.273	1'08.427			3'15.778CP	191,5	9:58'36.743
7	5'45.004	28.625	27.763	31.426	7'12.818P	172,2	10:05'49.561

41° 22 J. ROMERO (1'58.057)							
Lap	Seg.1	Seg.2	Seg.3	Seg.4	Lap Time	km/h	Local Time
1		27.443	27.974	30.667		173,4	9:47'21.134
2	37.382	26.289	26.953	30.386	2'01.010	188,2	9:49'22.144
3	37.546	26.061	26.727	29.345	1'59.679	182,7	9:51'21.823
4	37.613	25.636	26.325	29.427	1'59.001	184,9	9:53'20.824
5	36.979	25.864	26.410	29.375	1'58.628	188,2	9:55'19.452
6	36.478	26.630	26.307	29.018	1'58.433	190,5	9:57'17.885
7	36.693	25.602	26.418	29.751	1'58.464	187,2	9:59'16.349
8	36.718	26.021	26.080	29.514	1'58.333	191,5	10:01'14.682
9	36.934	25.875	26.316	28.932	1'58.057	185,9	10:03'12.739

42° 18 I. OFFER (1'59.383)							
Lap	Seg.1	Seg.2	Seg.3	Seg.4	Lap Time	km/h	Local Time
1		29.740	28.157	32.024		188,8	9:47'29.242
2	37.745	27.242	27.211	31.018	2'03.216	184,3	9:49'32.458
3	37.521	26.592	27.216	29.616	2'00.945	189,8	9:51'33.403
4	38.249	26.489	26.822	29.874	2'01.434	184,9	9:53'34.837
5	37.570	26.218	26.863	29.623	2'00.274	184,3	9:55'35.111
6	37.544	28.672	27.534	30.337	2'04.087	182,7	9:57'39.198
7	37.295	26.305	26.842	29.461	1'59.903	182,7	9:59'39.101
8	37.523	25.891	26.674	29.295	1'59.383	181,5	10:01'38.484
9	37.468	26.878	27.733	29.742	2'01.821C	180,9	10:03'40.305
10	37.632	26.492	36.681	33.146	2'13.951	185,6	10:05'54.256

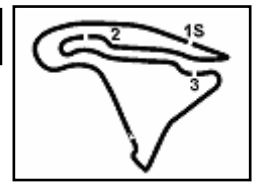
43° 70 M. DUARTE (2'01.574)							
Lap	Seg.1	Seg.2	Seg.3	Seg.4	Lap Time	km/h	Local Time
1		28.959	28.342	31.406		180,6	9:47'29.700
2	37.906	27.065	27.303	31.347	2'03.621	190,1	9:49'33.321
3	41.996	27.355	27.280	30.077	2'06.708	184,6	9:51'40.029
4	37.705	26.720	27.534	30.280	2'02.239	186,9	9:53'42.268
5	37.680	26.681	27.353	30.178	2'01.892	185,6	9:55'44.160
6	37.833	27.588			2'07.129C	182,1	9:57'51.289
7	38.220	26.599	27.225	29.941	2'01.985	184,6	9:59'53.274
8	37.696	26.608	27.183	30.087	2'01.574	185,6	10:01'54.848
9	37.678	28.584	29.160	35.565	2'10.987CP	182,7	10:04'05.835
10					2'08.461P		10:06'14.296

04/09/2021 P = Pits In/Out - C = Lap Time Cancelled

These data/results cannot be reproduced, stored and/or transmitted in whole or in part by any manner of electronic, mechanical, photocopying, recording, broadcasting or otherwise now known or herein after developed without the previous express consent by the copyright owner, except for reproduction in daily press and regular printed publications on sale to the public within 60 days of the event related to those data/results and always provided that copyright symbol appears together as follows below.

© DORNA WSBK ORGANIZATION Srl 2021





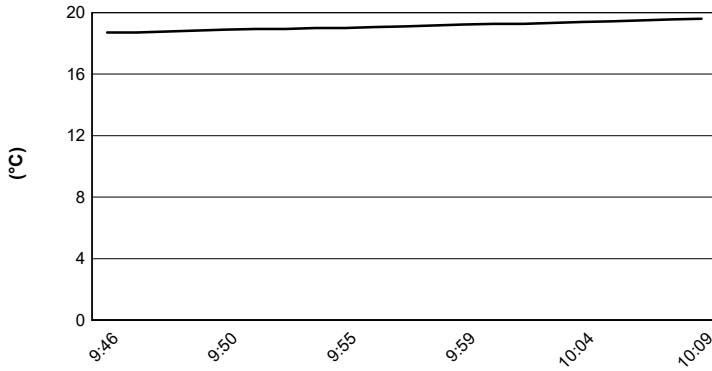
Magny-Cours 4.411 m

Motul French Round, 3-5 September 2021

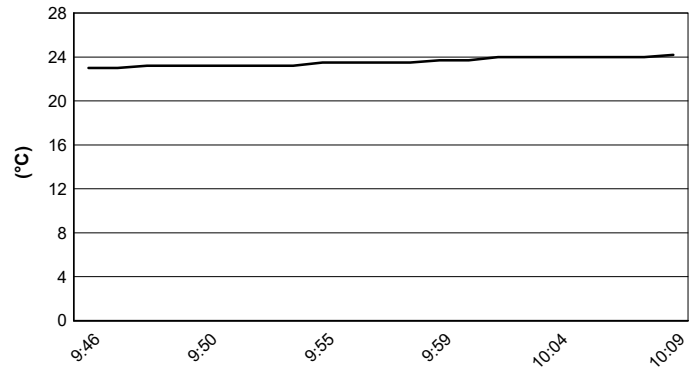
Weather Report Tissot Superpole

Session started 09:45 - Session ended 10:09

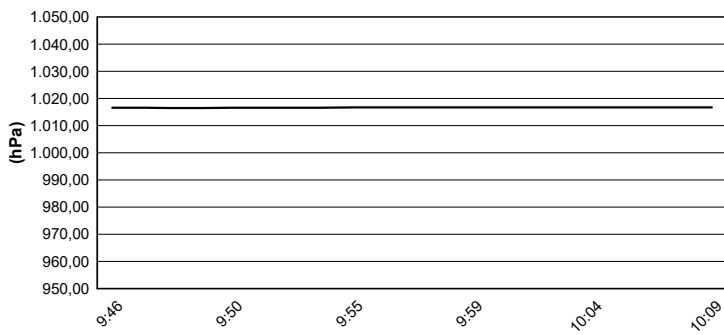
Air Temperature



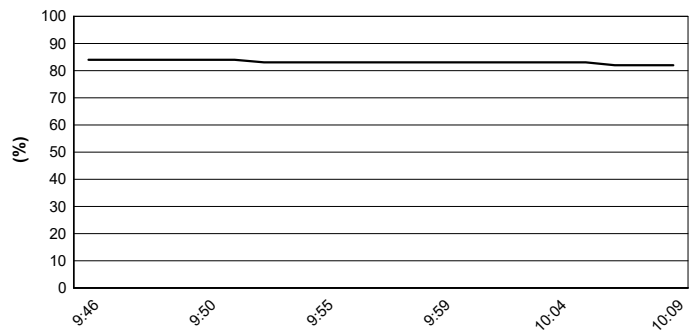
Track Temperature



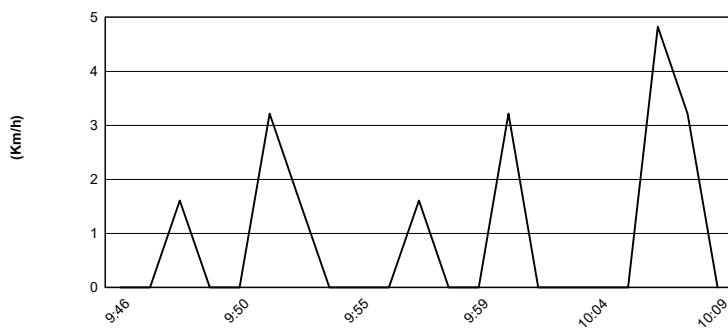
Air Pressure



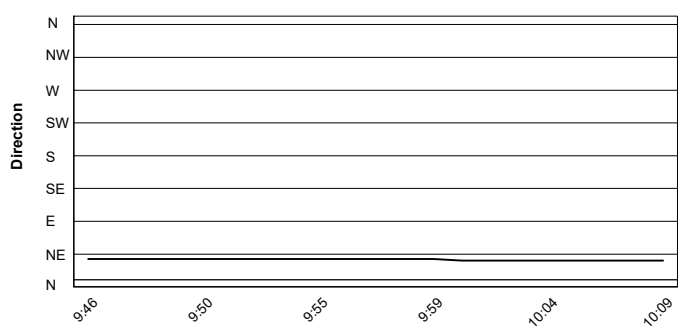
Humidity



Wind Speed



Wind Direction



04/09/2021

These data/results cannot be reproduced, stored and/or transmitted in whole or in part by any manner of electronic, mechanical, photocopying, recording, broadcasting or otherwise now known or herein after developed without the previous express consent by the copyright owner, except for reproduction in daily press and regular printed publications on sale to the public within 60 days of the event related to those data/results and always provided that copyright symbol appears together as follows below.

© DORNA WSBK ORGANIZATION Srl 2021



Official Fuel Supplier

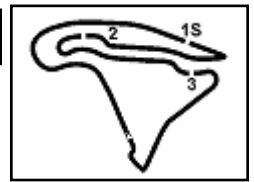


FICR PERUGIA TIMING

Official Tyre Supplier



Official Timekeeper



Magny-Cours 4.411 m

Motul French Round, 3-5 September 2021
Tissot Superpole Ranking

	2018	2019	2020	2021
01 Aragon	Perez (Esp) Kaw 2'07.938 (142,9 Km/h)	Gonzalez (Esp) Kaw 2'06.938 (144,0 Km/h)	Buis (Ned) Kaw 2'05.739 (145,4 Km/h)	Kawakami (Bra) Yam 2'06.498 (144,5 Km/h)
02 Misano	Hendra Pratama (Ina) Yam 1'50.517 (137,7 Km/h)	Gonzalez (Esp) Kaw 1'49.646 (138,8 Km/h)		Sofuoglu (Tur) Yam 1'49.073 (139,5 Km/h)
03 Assen	Perez (Esp) Kaw 1'50.165 (148,4 Km/h)	Hendra Pratama (Ina) Yam 1'51.475 (146,7 Km/h)		Steeman (Ned) Ktm 1'48.767 (150,3 Km/h)
04 Most				Steeman (Ned) Ktm 1'46.871 (141,9 Km/h)
05 Magny-Cours	Deroue (Ned) Kaw 1'54.034 (139,3 Km/h)	Deroue (Ned) Kaw 2'01.155 (131,1 Km/h)	Booth-Amos (Gbr) Kaw 2'05.312 (126,7 Km/h)	Huertas (Esp) Kaw 1'52.918 (140,6 Km/h)
06 Barcelona			Booth-Amos (Gbr) Kaw 1'56.227 (143,3 Km/h)	
07 Jerez		Steeman (Ned) Ktm 1'52.199 (141,9 Km/h)	Kawakami (Bra) Yam 1'52.265 (141,8 Km/h)	
08 Portimao	Edwards (Aus) Kaw 1'56.877 (141,4 Km/h)	Gonzalez (Esp) Kaw 1'55.345 (143,3 Km/h)	Okaya (Jpn) Kaw 1'56.406 (142,0 Km/h)	

2021

- 2 V. Steeman
- 1 **A. Huertas**
- 1 T. Kawakami
- 1 B. Sofuoglu

ALL TIMES

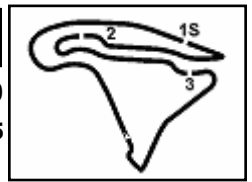
- 5 M. Perez
- 3 A. Carrasco
- 3 A. Coppola
- 3 S. Deroue
- 3 M. Gonzalez
- 3 G. Hendra Pratama
- 3 V. Steeman
- 2 T. Booth-Amos
- 2 T. Kawakami
- 2 B. Sofuoglu
- 1 J. Buis
- 1 T. Edwards
- 1 M. Garcia
- 1 **A. Huertas**
- 1 N. Kalinin
- 1 M. Kawakami
- 1 A. Muel
- 1 Y. Okaya
- 1 B. Sanchez

04/09/2021

These data/results cannot be reproduced, stored and/or transmitted in whole or in part by any manner of electronic, mechanical, photocopying, recording, broadcasting or otherwise now known or herein after developed without the previous express consent by the copyright owner, except for reproduction in daily press and regular printed publications on sale to the public within 60 days of the event related to those data/results and always provided that copyright symbol appears together as follows below.

© DORNA WSBK ORGANIZATION Srl 2021





Magny-Cours 4.411 m

Motul French Round, 3-5 September 2021

Tissot Superpole Award

Points	Points From First	Points From Previous	May 23	June 13	July 25	September 5	September 5	September 19	September 26	October 3										
			ARAGON	MISANO	ASSEN	MOST	MAGNY-COURS	BARCELONA	JEREZ	PORTIMAO										
1	HUERTAS Adrian (ESP)	39	9	4	7	7	12													
2	BOOTH-AMOS Tom (GBR)	27	12	6	3	5	4	9												
3	STEEMAN Victor (NED)	25	14	2	1	12	12													
4	BUIJS Jeffrey (NED)	21	18	4	2	9	3	7												
5	KAWAKAMI Ton (BRA)	20	19	1	12	2	6													
6	SOFUOGLU Bahattin (TUR)	16	23	4		12	2	1	1											
7	PEREZ GONZALEZ Jose Luis (ESP)	14	25	2		9		2	3											
8	IGLESIAS Inigo (ESP)	10	29	4	5			5												
9	KONIG Oliver (CZE)	9	30	1			9													
10	DI SORA Samuel (FRA)	9	30	0	3			6												
11	PEREZ SELFA Vicente (ESP)	7	32	2		7														
12	ORRADRE Unai (ESP)	7	32	0	7															
13	DE CANCELLIS Hugo (FRA)	7	32	0		6	1													
14	BIJMAN Ruben (NED)	6	33	1				6												
15	CARRION Alejandro (ESP)	5	34	1				5												
16	MEUFFELS Koen (NED)	5	34	0		5														
17	LOUREIRO Dorren (RSA)	4	35	1				4												
18	RODRIGUEZ NUNEZ Victor (ESP)	4	35	0			4													
19	KAWAKAMI Meikon (BRA)	4	35	0	4															
20	OKAYA Yuta (JPN)	3	36	1			3													
21	MASTROLUCA Gabriele (ITA)	2	37	1				2												
22	IERACI Bruno (ITA)	1	38	1	1															

04/09/2021 Odd points columns: Tissot Superpole Even points columns: Tissot Superpole Race

These data/results cannot be reproduced, stored and/or transmitted in whole or in part by any manner of electronic, mechanical, photocopying, recording, broadcasting or otherwise now known or herein after developed without the previous express consent by the copyright owner, except for reproduction in daily press and regular printed publications on sale to the public within 60 days of the event related to those data/results and always provided that copyright symbol appears together as follows below.

© DORNA WSBK ORGANIZATION Srl 2021

