

## Pirelli Made in Italy Emilia-Romagna Round, 11-13 June 2021 Chronological Analysis Race 1

Misano Circuit Sic 58.4.226 m

Start at 14:00'15.462

1 / 4

1° 21 M. RINALDI (1'34.688)							
Lap	Seg.1	Seg.2	Seg.3	Seg.4	Lap Time	km/h	Local Time
1		21.555	25.917	21.191	1'40.296	270,7	14:01'55.758
2	<b>26.372</b>	21.345	25.932	21.245	1'34.894	270,0	14:03'30.652
3	26.474	21.317	25.954	<b>21.170</b>	1'34.915	270,7	14:05'05.567
4	26.377	21.303	25.921	21.304	1'34.905	270,7	14:06'40.472
5	26.396	21.250	25.912	21.196	1'34.754	270,7	14:08'15.226
6	26.481	21.308	25.820	21.188	1'34.797	272,0	14:09'50.023
7	26.584	21.352	25.845	21.324	1'35.105	272,0	14:11'25.128
8	26.502	<b>21.241</b>	25.805	21.197	1'34.745	272,0	14:12'59.873
9	26.434	21.248	<b>25.773</b>	21.233	<b>1'34.688</b>	272,7	14:14'34.561
10	26.459	21.293	25.806	21.310	1'34.868	272,7	14:16'09.429
11	26.586	21.316	25.947	21.295	1'35.144	271,4	14:17'44.573
12	26.552	21.335	25.884	21.385	1'35.156	272,7	14:19'19.729
13	26.522	21.362	25.875	21.335	1'35.094	272,0	14:20'54.823
14	26.563	21.329	25.878	21.333	1'35.103	272,0	14:22'29.926
15	26.474	21.352	25.968	21.362	1'35.156	272,0	14:24'05.082
16	26.641	21.341	25.924	21.335	1'35.241	272,7	14:25'40.323
17	26.583	21.452	25.951	21.456	1'35.442	272,7	14:27'15.765
18	26.543	21.368	26.062	21.387	1'35.360	270,0	14:28'51.125
19	26.598	21.456	25.955	21.378	1'35.387	<b>273,4</b>	14:30'26.512
20	26.757	21.531	26.043	21.472	1'35.803	272,0	14:32'02.315
21	26.725	21.572	26.318	21.989	1'36.604	270,7	14:33'38.919
Race Time 33'23.457							

14	26.572	21.329	25.859	21.358	1'35.118	267,3	14:22'35.154
15	26.642	21.516	25.826	21.526	1'35.510	267,3	14:24'10.664
16	26.717	21.482	25.833	21.382	1'35.414	266,7	14:25'46.078
17	26.634	21.392	25.972	21.425	1'35.423	267,3	14:27'21.501
18	26.747	21.518	26.007	21.527	1'35.799	267,3	14:28'57.300
19	26.737	21.460	25.922	21.418	1'35.537	266,7	14:30'32.837
20	26.618	21.459	26.027	21.628	1'35.732	267,3	14:32'08.569
21	26.680	21.404	25.927	21.443	1'35.454	<b>268,0</b>	14:33'44.023
Race Time 33'28.561							

2° 54 T. RAZGATLIOGLU (1'34.894)							
Lap	Seg.1	Seg.2	Seg.3	Seg.4	Lap Time	km/h	Local Time
1		22.356	26.242	21.429	1'41.656	267,3	14:01'57.118
2	26.549	21.729	<b>25.570</b>	21.344	1'35.192	268,7	14:03'32.310
3	26.434	21.480	25.831	21.320	1'35.065	<b>269,3</b>	14:05'07.375
4	26.411	21.463	25.721	21.482	1'35.077	268,7	14:06'42.452
5	26.472	21.694	25.943	21.432	1'35.541	266,0	14:08'17.993
6	26.509	21.448	25.876	21.448	1'35.281	266,0	14:09'53.274
7	<b>26.404</b>	21.594	25.625	21.386	1'35.009	266,7	14:11'28.283
8	26.552	21.444	25.769	21.334	1'35.099	264,7	14:13'03.382
9	26.461	21.436	25.689	<b>21.308</b>	<b>1'34.894</b>	266,7	14:14'38.276
10	26.541	21.502	25.745	21.440	1'35.228	265,4	14:16'13.504
11	26.539	21.477	25.755	21.463	1'35.234	266,0	14:17'48.738
12	26.515	21.410	25.719	21.360	1'35.004	266,0	14:19'23.742
13	26.537	21.499	25.788	21.475	1'35.299	266,0	14:20'59.041
14	26.487	21.465	25.771	21.443	1'35.166	266,7	14:22'34.207
15	26.509	21.431	25.732	21.437	1'35.109	266,7	14:24'09.316
16	26.727	<b>21.364</b>	25.821	21.329	1'35.241	267,3	14:25'44.557
17	26.609	21.473	25.845	21.379	1'35.306	266,7	14:27'19.863
18	26.574	21.494	25.890	21.475	1'35.433	264,1	14:28'55.296
19	26.635	21.444	25.945	21.482	1'35.506	266,7	14:30'30.802
20	26.720	21.525	25.993	21.478	1'35.716	264,7	14:32'06.518
21	26.782	21.614	25.997	21.665	1'36.058	266,7	14:33'42.576
Race Time 33'27.114							

4° 45 S. REDDING (1'35.034)							
Lap	Seg.1	Seg.2	Seg.3	Seg.4	Lap Time	km/h	Local Time
1		21.711	26.329	21.350	1'41.466	269,3	14:01'56.928
2	26.555	21.426	25.850	<b>21.277</b>	1'35.108	272,0	14:03'32.036
3	26.520	21.413	<b>25.792</b>	21.309	<b>1'35.034</b>	272,0	14:05'07.070
4	<b>26.517</b>	21.395	25.853	21.290	1'35.055	270,7	14:06'42.125
5	26.950	21.665	26.115	21.356	1'36.086	270,0	14:08'18.211
6	26.696	21.426	25.984	21.279	1'35.385	272,0	14:09'53.596
7	26.725	21.413	25.914	21.303	1'35.355	<b>273,4</b>	14:11'28.951
8	26.794	21.428	25.995	21.339	1'35.556	272,7	14:13'04.507
9	26.843	21.430	25.998	21.521	1'35.792	272,0	14:14'40.299
10	26.865	21.548	26.005	21.490	1'35.908	272,7	14:16'16.207
11	26.776	21.488	26.013	21.388	1'35.665	271,4	14:17'51.872
12	26.638	21.411	25.957	21.450	1'35.456	272,7	14:19'27.328
13	26.661	21.391	26.309	21.354	1'35.715	272,0	14:21'03.043
14	26.618	21.363	25.990	21.316	1'35.287	<b>273,4</b>	14:22'38.330
15	26.576	21.418	25.966	21.354	1'35.314	272,7	14:24'13.644
16	26.717	<b>21.337</b>	26.102	21.352	1'35.508	<b>273,4</b>	14:25'49.152
17	26.778	21.401	26.118	21.370	1'35.667	271,4	14:27'24.819
18	26.769	21.369	26.090	21.425	1'35.653	272,0	14:29'00.472
19	26.798	21.520	26.034	21.384	1'35.736	272,7	14:30'36.208
20	26.739	21.475	26.177	21.641	1'36.032	270,7	14:32'12.240
21	26.855	21.589	26.353	22.129	1'36.926	271,4	14:33'49.166
Race Time 33'33.704							

3° 1 J. REA (1'34.476)							
Lap	Seg.1	Seg.2	Seg.3	Seg.4	Lap Time	km/h	Local Time
1		21.924	25.824	21.232	1'40.900	265,4	14:01'56.362
2	<b>26.306</b>	21.361	<b>25.595</b>	<b>21.214</b>	<b>1'34.476</b>	<b>268,0</b>	14:03'30.838
3	26.479	21.585	25.803	21.311	1'35.178	267,3	14:05'06.016
4	26.350	21.336	25.761	21.241	1'34.688	267,3	14:06'40.704
5	26.459	21.388	25.661	21.338	1'34.846	<b>268,0</b>	14:08'15.550
6	26.463	21.375	25.778	21.321	1'34.937	267,3	14:09'50.487
7	26.478	21.453	25.715	21.275	1'34.921	<b>268,0</b>	14:11'25.408
8	26.539	21.360	25.704	21.283	1'34.886	<b>268,0</b>	14:13'00.294
9	26.463	<b>21.328</b>	25.729	21.258	1'34.778	266,7	14:14'35.072
10	30.684	21.359	25.845	21.366	1'39.254	267,3	14:16'14.326
11	26.578	21.336	25.919	21.296	1'35.129	<b>268,0</b>	14:17'49.455
12	26.645	21.376	25.901	21.356	1'35.278	266,7	14:19'24.733
13	26.442	21.459	25.969	21.433	1'35.303	267,3	14:21'00.036

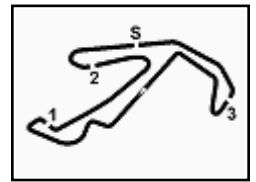
5° 22 A. LOWES (1'35.253)							
Lap	Seg.1	Seg.2	Seg.3	Seg.4	Lap Time	km/h	Local Time
1		21.793	26.359	21.421	1'41.810	268,7	14:01'57.272
2	26.636	21.705	25.950	<b>21.247</b>	1'35.538	268,7	14:03'32.810
3	26.690	21.551	25.996	21.321	1'35.558	267,3	14:05'08.368
4	<b>26.554</b>	21.608	26.116	21.509	1'35.787	266,0	14:06'44.155
5	26.612	21.496	25.873	21.303	1'35.284	266,7	14:08'19.439
6	26.698	21.605	25.936	21.334	1'35.573	266,7	14:09'55.012
7	26.656	21.481	25.965	21.401	1'35.503	267,3	14:11'30.515
8	26.605	21.530	<b>25.797</b>	21.321	<b>1'35.253</b>	267,3	14:13'05.768
9	26.610	21.556	25.862	21.403	1'35.431	266,7	14:14'41.199
10	26.772	21.625	26.088	21.422	1'35.907	<b>270,7</b>	14:16'17.106
11	26.808	21.642	25.981	21.484	1'35.915	267,3	14:17'53.021
12	26.617	21.554	25.931	21.577	1'35.679	268,7	14:19'28.700
13	26.811	21.549	26.029	21.511	1'35.900	267,3	14:21'04.600
14	26.691	<b>21.458</b>	25.997	21.493	1'35.639	268,7	14:22'40.239
15	26.689	21.551	26.047	21.536	1'35.823	268,7	14:24'16.062
16	26.813	21.520	26.038	21.409	1'35.780	267,3	14:25'51.842
17	26.880	21.468	26.014	21.491	1'35.853	266,7	14:27'27.695
18	26.901	21.486	26.177	21.524	1'36.088	267,3	14:29'03.783
19	26.867	21.594	26.126	21.467	1'36.054	268,0	14:30'39.837
20	26.994	21.503	26.178	21.578	1'36.253	268,0	14:32'16.090
21	27.015	21.464	26.245	21.579	1'36.303	268,7	14:33'52.393
Race Time 33'36.931							

12/06/2021 P = Pits In/Out - C = Lap Time Cancelled

6° 19 A. BAUTISTA (1'35.479)							
Lap	Seg.1	Seg.2	Seg.3	Seg.4	Lap Time	km/h	Local Time
1		21.829	26.264	21.580	1'42.478	<b>276,9</b>	14:01'57.940
2	26.944	21.765	26.218	21.470	1'36.397	274,1	14:03'34.337
3	26.733	21.663	26.048	21.458	1'35.902	272,7	14:05'10.239
4	26.704	21.713	25.899	21.481	1'35.797	272,0	14:06'46.036

These data/results cannot be reproduced, stored and/or transmitted in whole or in part by any manner of electronic, mechanical, photocopying, recording, broadcasting or otherwise now known or herein after developed without the previous express consent by the copyright owner, except for reproduction in daily press and regular printed publications on sale to the public within 60 days of the event related to those data/results and always provided that copyright symbol appears together as follows below.

© DORNA WSBK ORGANIZATION Srl 2021



## Pirelli Made in Italy Emilia-Romagna Round, 11-13 June 2021 Chronological Analysis Race 1

Misano Circuit Sic 58.4.226 m

Start at 14:00'15.462

2 / 4

Lap	Seg.1	Seg.2	Seg.3	Seg.4	Lap Time	km/h	Local Time
5	26.609	21.594	25.876	21.511	1'35.590	272,0	14:08'21.626
6	26.618	21.664	26.015	21.434	1'35.731	271,4	14:09'57.357
7	26.592	21.679	25.900	21.549	1'35.720	272,0	14:11'33.077
8	26.672	21.653	25.852	21.431	1'35.608	272,0	14:13'08.685
9	26.672	21.591	26.011	21.510	1'35.784	271,4	14:14'44.469
10	26.682	21.651	25.858	21.499	1'35.690	272,0	14:16'20.159
11	26.584	21.633	25.800	21.510	1'35.527	272,0	14:17'55.686
12	26.733	21.759	26.110	21.483	1'36.085	272,0	14:19'31.771
13	<b>26.514</b>	21.663	25.850	21.513	1'35.540	271,4	14:21'07.311
14	26.550	21.625	25.781	21.523	<b>1'35.479</b>	272,7	14:22'42.790
15	26.578	21.660	25.907	21.518	1'35.663	272,0	14:24'18.453
16	26.834	21.705	26.084	21.465	1'36.088	271,4	14:25'54.541
17	26.837	21.760	25.816	21.429	1'35.842	271,4	14:27'30.383
18	26.837	21.734	25.900	<b>21.418</b>	1'35.889	271,4	14:29'06.272
19	26.850	21.611	26.021	21.603	1'36.085	274,1	14:30'42.357
20	26.878	21.617	<b>25.714</b>	21.471	1'35.680	271,4	14:32'18.037
21	26.583	<b>21.549</b>	26.002	21.514	1'35.648	271,4	14:33'53.685
Race Time 33'38.223							

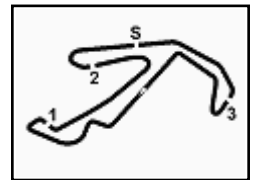
9° 55 A. LOCATELLI (1'35.561)							
Lap	Seg.1	Seg.2	Seg.3	Seg.4	Lap Time	km/h	Local Time
1		22.252	26.367	21.817	1'43.627	268,7	14:01'59.089
2	26.799	21.775	26.128	21.520	1'36.222	267,3	14:03'35.311
3	26.705	<b>21.547</b>	26.120	21.529	1'35.901	268,0	14:05'11.212
4	26.689	21.688	26.175	21.485	1'36.037	268,0	14:06'47.249
5	26.707	21.643	26.207	21.522	1'36.079	<b>271,4</b>	14:08'23.328
6	26.692	21.640	26.116	<b>21.413</b>	1'35.861	266,0	14:09'59.189
7	26.622	21.656	<b>25.972</b>	21.468	1'35.718	266,7	14:11'34.907
8	<b>26.473</b>	21.563	26.098	21.427	<b>1'35.561</b>	267,3	14:13'10.468
9	26.563	21.711	26.038	21.489	1'35.801	265,4	14:14'46.269
10	26.559	21.706	26.069	21.549	1'35.883	266,7	14:16'22.152
11	26.667	21.804	26.060	21.551	1'36.082	266,7	14:17'58.234
12	26.692	21.713	26.337	21.586	1'36.328	265,4	14:19'34.562
13	26.585	21.687	26.141	21.662	1'36.075	265,4	14:21'10.637
14	26.622	21.734	26.303	21.748	1'36.407	265,4	14:22'47.044
15	26.762	21.685	26.199	21.706	1'36.352	265,4	14:24'23.396
16	26.727	21.783	26.279	21.664	1'36.453	266,0	14:25'59.849
17	26.723	21.711	26.287	21.721	1'36.442	264,7	14:27'36.291
18	26.743	21.723	26.405	21.663	1'36.534	264,1	14:29'12.825
19	26.812	21.712	26.368	21.653	1'36.545	264,1	14:30'49.370
20	26.771	21.700	26.337	21.659	1'36.467	264,7	14:32'25.837
21	26.756	21.732	26.419	21.787	1'36.694	265,4	14:34'02.531
Race Time 33'47.069							

7° 47 A. BASSANI (1'35.460)							
Lap	Seg.1	Seg.2	Seg.3	Seg.4	Lap Time	km/h	Local Time
1		21.899	26.260	21.834	1'43.093	<b>276,2</b>	14:01'58.555
2	26.977	21.633	26.046	21.558	1'36.214	275,5	14:03'34.769
3	26.833	21.568	26.121	21.492	1'36.014	273,4	14:05'10.783
4	26.873	21.536	26.042	21.505	1'35.956	273,4	14:06'46.739
5	26.801	21.527	25.977	<b>21.352</b>	1'35.657	272,0	14:08'22.396
6	26.672	21.545	26.100	21.448	1'35.765	270,7	14:09'58.161
7	26.666	21.625	25.868	21.441	1'35.600	272,7	14:11'33.761
8	26.694	21.581	<b>25.804</b>	21.381	<b>1'35.460</b>	274,1	14:13'09.221
9	<b>26.587</b>	21.604	25.924	21.511	1'35.626	272,0	14:14'44.847
10	26.647	21.634	25.885	21.433	1'35.599	273,4	14:16'20.446
11	26.648	21.594	26.000	21.434	1'35.676	273,4	14:17'56.122
12	26.658	21.762	26.091	21.475	1'35.986	272,0	14:19'32.108
13	26.598	21.627	25.976	21.386	1'35.587	273,4	14:21'07.695
14	26.745	21.572	25.925	21.419	1'35.661	272,0	14:22'43.356
15	26.625	21.711	25.953	21.430	1'35.719	271,4	14:24'19.075
16	26.735	21.640	26.029	21.513	1'35.917	274,1	14:25'54.992
17	26.759	21.567	26.060	21.434	1'35.820	272,7	14:27'30.812
18	26.806	21.610	26.029	21.504	1'35.949	271,4	14:29'06.761
19	26.771	21.669	26.041	21.496	1'35.977	273,4	14:30'42.738
20	26.848	<b>21.520</b>	25.882	21.510	1'35.760	273,4	14:32'18.498
21	26.727	21.612	26.067	21.602	1'36.008	272,7	14:33'54.506
Race Time 33'39.044							

10° 60 M. VAN DER MARK (1'36.026)							
Lap	Seg.1	Seg.2	Seg.3	Seg.4	Lap Time	km/h	Local Time
1		21.926	26.154	21.647	1'42.943	<b>274,1</b>	14:01'58.405
2	26.804	21.572	26.196	21.602	1'36.174	273,4	14:03'34.579
3	26.799	21.650	<b>26.018</b>	21.559	<b>1'36.026</b>	270,0	14:05'10.605
4	26.803	21.678	26.264	21.630	1'36.375	273,4	14:06'46.980
5	26.818	21.595	26.110	21.600	1'36.123	272,7	14:08'23.103
6	<b>26.700</b>	22.161	26.237	<b>21.544</b>	1'36.642	266,7	14:09'59.745
7	27.031	21.715	26.031	21.652	1'36.429	267,3	14:11'36.174
8	26.831	21.685	26.049	21.557	1'36.122	268,0	14:13'12.296
9	26.729	21.752	26.095	21.691	1'36.267	265,4	14:14'48.563
10	26.770	21.726	26.317	21.724	1'36.537	268,0	14:16'25.100
11	26.840	21.677	26.217	21.699	1'36.433	265,4	14:18'01.533
12	26.845	21.724	26.231	21.765	1'36.565	266,0	14:19'38.098
13	26.814	21.702	26.163	21.824	1'36.503	265,4	14:21'14.601
14	26.840	21.633	26.334	21.983	1'36.790	266,0	14:22'51.391
15	27.121	21.729	26.140	21.871	1'36.861	268,0	14:24'28.252
16	26.897	21.708	26.208	21.818	1'36.631	269,3	14:26'04.883
17	26.780	21.645	26.390	21.685	1'36.500	266,0	14:27'41.383
18	26.728	21.643	26.133	21.781	1'36.285	264,7	14:29'17.668
19	26.849	<b>21.548</b>	26.157	21.736	1'36.290	266,7	14:30'53.958
20	26.922	21.681	26.243	21.847	1'36.693	266,0	14:32'30.651
21	26.837	21.623	26.341	21.831	1'36.632	268,0	14:34'07.283
Race Time 33'51.821							

8° 66 T. SYKES (1'35.540)							
Lap	Seg.1	Seg.2	Seg.3	Seg.4	Lap Time	km/h	Local Time
1		21.823	26.442	21.385	1'42.071	267,3	14:01'57.533
2	26.851	21.655	25.971	21.406	1'35.883	<b>270,7</b>	14:03'33.416
3	26.698	21.548	26.059	21.413	1'35.718	265,4	14:05'09.134
4	26.636	21.619	<b>25.859</b>	21.491	1'35.605	267,3	14:06'44.739
5	26.664	21.592	25.870	21.448	1'35.574	266,7	14:08'20.313
6	26.660	21.564	25.897	21.419	<b>1'35.540</b>	268,0	14:09'55.853
7	<b>26.585</b>	21.606	25.940	21.440	1'35.571	267,3	14:11'31.424
8	26.720	21.676	25.875	<b>21.345</b>	1'35.616	268,0	14:13'07.040
9	26.707	21.639	26.114	21.427	1'35.887	266,7	14:14'42.927
10	26.763	21.612	25.985	21.492	1'35.852	266,7	14:16'18.779
11	26.758	21.643	26.136	21.439	1'35.976	266,7	14:17'54.755
12	26.885	21.623	26.056	21.398	1'35.962	267,3	14:19'30.717
13	26.723	21.561	26.162	21.399	1'35.845	267,3	14:21'06.562
14	26.672	<b>21.542</b>	26.053	21.410	1'35.677	265,4	14:22'42.239
15	26.713	21.718	26.071	21.550	1'36.052	266,0	14:24'18.291
16	26.785	21.696	26.140	21.423	1'36.044	266,7	14:25'54.335
17	26.861	21.552	26.027	21.448	1'35.888	264,7	14:27'30.223
18	26.740	21.641	26.012	21.483	1'35.876	266,7	14:29'06.099
19	26.863	21.600	26.086	21.463	1'36.012	268,0	14:30'42.111

11° 44 L. MAHIAS (1'36.129)							
Lap	Seg.1	Seg.2	Seg.3	Seg.4	Lap Time	km/h	Local Time
1		21.792	26.363	21.507	1'42.269	265,4	14:01'57.731
2	26.823	21.726	26.334	<b>21.335</b>	1'36.218	264,1	14:03'33.949
3	<b>26.715</b>	21.852	<b>26.068</b>	21.494	<b>1'36.129</b>	263,4	14:05'10.078
4	26.723	21.682					



## Pirelli Made in Italy Emilia-Romagna Round, 11-13 June 2021 Chronological Analysis Race 1

Misano Circuit Sic 58 4.226 m

Start at 14:00'15.462

3 / 4

11	26.895	21.620	26.306	21.495	1'36.316	265,4	14:18'01.607	2	27.163	21.777	26.599	21.634	1'37.173	268,7	14:03'37.012
12	27.052	21.656	26.240	21.609	1'36.557	265,4	14:19'38.164	3	26.948	<b>21.569</b>	26.181	21.549	1'36.247	267,3	14:05'13.259
13	27.054	21.586	26.218	21.650	1'36.508	<b>266,0</b>	14:21'14.672	4	<b>26.724</b>	21.728	26.209	21.557	1'36.218	268,7	14:06'49.477
14	26.988	<b>21.573</b>	26.362	21.775	1'36.698	264,1	14:22'51.370	5	26.796	21.630	26.247	21.573	1'36.246	266,7	14:08'25.723
15	26.858	21.681	26.346	21.546	1'36.431	259,6	14:24'27.801	6	27.866	21.933	26.168	21.573	1'37.540	266,0	14:10'03.263
16	26.902	21.690	26.583	22.053	1'37.228	264,1	14:26'05.029	7	26.884	21.743	26.186	21.618	1'36.431	267,3	14:11'39.694
17	26.862	21.577	26.412	21.651	1'36.502	264,1	14:27'41.531	8	26.795	21.663	26.097	<b>21.528</b>	<b>1'36.083</b>	266,7	14:13'15.777
18	26.870	21.687	26.200	21.696	1'36.453	264,1	14:29'17.984	9	26.805	21.715	26.147	21.548	1'36.215	265,4	14:14'51.992
19	26.965	21.615	26.216	21.529	1'36.325	262,8	14:30'54.309	10	26.791	21.831	<b>26.003</b>	21.609	1'36.234	266,7	14:16'28.226
20	26.824	21.627	26.323	21.767	1'36.541	261,5	14:32'30.850	11	26.849	21.643	26.044	21.589	1'36.125	266,0	14:18'04.351
21	26.827	21.839	26.200	21.902	1'36.768	262,8	14:34'07.618	12	27.176	21.665	26.086	21.576	1'36.503	267,3	14:19'40.854

Race Time 33'52.156

12° 31 G. GERLOFF (1'35.623)							
Lap	Seg.1	Seg.2	Seg.3	Seg.4	Lap Time	km/h	Local Time
1		22.055	26.123	21.491	1'50.653	264,1	14:02'06.115
2	26.658	21.596	26.102	21.446	1'35.802	265,4	14:03'41.917
3	26.653	21.689	26.413	21.565	1'36.320	266,0	14:05'18.237
4	26.817	21.654	26.176	21.490	1'36.137	265,4	14:06'54.374
5	27.142	21.976	26.068	21.829	1'37.015	265,4	14:08'31.389
6	26.652	21.740	26.126	21.540	1'36.058	265,4	14:10'07.447
7	26.918	21.641	26.153	21.524	1'36.236	266,0	14:11'43.683
8	26.788	21.667	26.092	21.616	1'36.163	266,0	14:13'19.846
9	26.702	21.532	26.058	21.494	1'35.786	266,7	14:14'55.632
10	27.127	21.590	26.015	21.484	1'36.216	266,7	14:16'31.848
11	26.874	21.705	26.492	21.478	1'36.549	267,3	14:18'08.397
12	27.103	<b>21.498</b>	26.166	21.472	1'36.239	265,4	14:19'44.636
13	26.814	21.541	26.178	21.580	1'36.113	266,0	14:21'20.749
14	26.855	21.606	26.008	21.654	1'36.123	265,4	14:22'56.872
15	<b>26.603</b>	22.328	26.091	21.441	1'36.463	266,0	14:24'33.335
16	26.845	21.687	25.997	21.428	1'35.957	<b>268,0</b>	14:26'09.292
17	26.794	21.616	26.337	21.528	1'36.275	265,4	14:27'45.567
18	27.223	21.972	26.846	21.598	1'37.639	265,4	14:29'23.206
19	26.961	21.535	26.099	21.483	1'36.078	265,4	14:30'59.284
20	26.766	21.541	26.054	<b>21.408</b>	1'35.769	266,0	14:32'35.053
21	26.654	21.539	<b>25.968</b>	21.462	<b>1'35.623</b>	266,0	14:34'10.676

Race Time 33'55.214

13° 3 K. NOZANE (1'36.167)							
Lap	Seg.1	Seg.2	Seg.3	Seg.4	Lap Time	km/h	Local Time
1		22.137	<b>26.030</b>	21.711	1'43.284	267,3	14:01'58.746
2	26.935	21.810	26.145	<b>21.352</b>	1'36.242	266,0	14:03'34.988
3	26.840	21.789	26.275	21.379	1'36.283	267,3	14:05'11.271
4	26.834	21.702	26.226	21.491	1'36.253	<b>268,0</b>	14:06'47.524
5	26.964	21.760	26.080	21.413	1'36.217	267,3	14:08'23.741
6	26.924	21.702	26.170	21.584	1'36.380	<b>268,0</b>	14:10'00.121
7	27.052	21.841	26.142	21.493	1'36.528	266,0	14:11'36.649
8	<b>26.796</b>	21.884	26.038	21.449	<b>1'36.167</b>	267,3	14:13'12.816
9	26.904	<b>21.689</b>	26.077	21.500	1'36.170	267,3	14:14'48.986
10	27.047	21.769	26.105	21.493	1'36.414	266,7	14:16'25.400
11	27.040	21.777	26.072	21.481	1'36.370	266,7	14:18'01.770
12	27.070	21.976	26.350	21.528	1'36.924	265,4	14:19'38.694
13	27.079	21.873	26.414	22.127	1'37.493	264,7	14:21'16.187
14	27.405	21.923	26.594	21.691	1'37.613	264,1	14:22'53.800
15	27.172	22.154	26.519	21.709	1'37.554	264,1	14:24'31.354
16	27.139	21.885	26.368	21.658	1'37.050	263,4	14:26'08.404
17	26.981	21.793	26.372	21.730	1'36.876	264,7	14:27'45.280
18	27.163	21.924	26.820	21.610	1'37.517	261,5	14:29'22.797
19	27.118	22.017	26.547	21.607	1'37.289	266,0	14:31'00.086
20	27.149	21.819	26.519	21.747	1'37.234	261,5	14:32'37.320
21	27.112	22.012	26.237	21.633	1'36.994	264,7	14:34'14.314

Race Time 33'58.852

14° 91 L. HASLAM (1'36.083)							
Lap	Seg.1	Seg.2	Seg.3	Seg.4	Lap Time	km/h	Local Time
1		22.189	26.487	21.626	1'44.377	<b>271,4</b>	14:01'59.839

15° 53 T. RABAT (1'36.404)							
Lap	Seg.1	Seg.2	Seg.3	Seg.4	Lap Time	km/h	Local Time
1		22.129	26.755	21.780	1'44.292	270,0	14:01'59.754
2	27.028	21.867	26.577	21.606	1'37.078	269,3	14:03'36.832
3	26.950	22.036	26.622	21.612	1'37.220	269,3	14:05'14.052
4	26.905	21.932	26.577	21.590	1'37.004	269,3	14:06'51.056
5	26.886	21.800	26.458	21.606	1'36.750	268,7	14:08'27.806
6	26.935	21.834	26.673	21.520	1'36.962	269,3	14:10'04.768
7	26.908	21.718	26.558	21.514	1'36.698	269,3	14:11'41.466
8	26.918	21.759	<b>26.385</b>	21.529	1'36.591	<b>271,4</b>	14:13'18.057
9	<b>26.754</b>	21.759	26.412	21.479	<b>1'36.404</b>	268,7	14:14'54.461
10	27.106	21.876	26.437	21.664	1'37.083	270,0	14:16'31.544
11	26.939	21.743	26.497	21.566	1'36.745	267,3	14:18'08.289
12	27.014	21.939	26.437	21.511	1'36.901	<b>271,4</b>	14:19'45.190
13	26.963	21.817	26.483	21.569	1'36.832	270,0	14:21'22.022
14	26.920	21.767	26.501	21.613	1'36.801	270,7	14:22'58.823
15	27.032	21.787	26.639	21.542	1'37.000	<b>271,4</b>	14:24'35.823
16	26.965	21.668	26.603	21.558	1'36.794	269,3	14:26'12.617
17	26.912	21.714	26.552	<b>21.418</b>	1'36.596	268,7	14:27'49.213
18	26.949	21.697	26.529	21.440	1'36.615	269,3	14:29'25.828
19	27.044	21.665	26.566	21.607	1'36.882	268,7	14:31'02.710
20	26.919	<b>21.620</b>	26.530	21.568	1'36.637	<b>271,4</b>	14:32'39.347
21	26.920	21.696	26.595	22.572	1'37.783	<b>271,4</b>	14:34'17.130

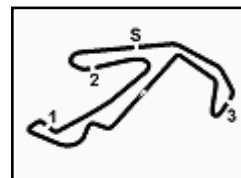
Race Time 33'59.060

16° 94 J. FOLGER (1'36.394)							
Lap	Seg.1	Seg.2	Seg.3	Seg.4	Lap Time	km/h	Local Time
1		22.201	26.725	21.852	1'44.981	270,7	14:02'00.443
2	26.980	21.814	26.322	21.667	1'36.783	<b>271,4</b>	14:03'37.226
3	27.031	21.678	26.683	21.675	1'37.067	269,3	14:05'14.293
4	26.980	21.760	26.570	21.659	1'36.969	267,3	14:06'51.262
5	27.012	21.656	26.407	21.722	1'36.797	269,3	14:08'28.059
6	27.185	21.742	26.528	21.688	1'37.143	267,3	14:10'05.202
7	27.052	21.752	26.276	21.688	1'36.768	270,0	14:11'41.970
8	26.992	21.809	26.290	21.646	1'36.737	268,7	14:13'18.707
9	26.976	21.998	26.211	21.613	1'36.798	266,7	14:14'55.505
10	27.133	22.138	<b>26.127</b>	21.574	1'36.972	270,0	14:16'32.477
11	26.976	21.668	26.218	21.637	1'36.499	267,3	14:18'08.976
12	27.063	21.645	26.329	21.645	1'36.682	269,3	14:19'45.658
13	27.008	21.703	26.342	21.656	1'36.709	268,7	14:21'22.367
14	27.178	21.656	26.288	21.702	1'36.824	270,0	14:22'59.191
15	27.140	21.696	26.486	21.683	1'37.005	269,3	14:24'36.196
16	27.039	21.664	26.482	21.747	1'36.932	270,0	14:26'13.128

12/06/2021 P = Pits In/Out - C = Lap Time Cancelled

These data/results cannot be reproduced, stored and/or transmitted in whole or in part by any manner of electronic, mechanical, photocopying, recording, broadcasting or otherwise now known or herein after developed without the previous express consent by the copyright owner, except for reproduction in daily press and regular printed publications on sale to the public within 60 days of the event related to those data/results and always provided that copyright symbol appears together as follows below.

© DORNA WSBK ORGANIZATION Srl 2021



## Pirelli Made in Italy Emilia-Romagna Round, 11-13 June 2021

### Chronological Analysis Race 1

Misano Circuit Sic 58 4.226 m

Start at 14:00'15.462

4 / 4

17	27.092	<b>21.573</b>	26.404	21.646	1'36.715	269,3	14:27'49.843	8	27.012	25.688	27.106	21.948	1'41.754	255,9	14:13'30.919
18	<b>26.959</b>	21.620	26.261	<b>21.554</b>	<b>1'36.394</b>	270,0	14:29'26.237	9	27.069	22.007	26.684	21.927	1'37.687	255,9	14:15'08.606
19	27.023	21.634	26.412	21.681	1'36.750	269,3	14:31'02.987	10	<b>26.977</b>	22.575	26.866	21.940	1'38.358	258,4	14:16'46.964
20	26.979	21.677	26.312	21.634	1'36.602	268,0	14:32'39.589	11	27.082	22.024	26.734	21.874	1'37.714	259,0	14:18'24.678
21	26.972	21.614	26.481	22.635	1'37.702	<b>271,4</b>	14:34'17.291	12	27.268	22.190	26.803	22.001	1'38.262	257,8	14:20'02.940

Race Time 34'01.829

#### 17° 32 I. VINALES (1'36.678)

Lap	Seg.1	Seg.2	Seg.3	Seg.4	Lap Time	km/h	Local Time
1		22.276	26.656	21.861	1'45.224	<b>270,0</b>	14:02'00.686
2	27.156	21.892	26.442	21.647	1'37.137	263,4	14:03'37.823
3	26.932	21.942	26.409	21.844	1'37.127	266,0	14:05'14.950
4	<b>26.866</b>	21.992	26.441	21.593	1'36.892	266,7	14:06'51.842
5	26.924	21.875	<b>26.292</b>	21.587	<b>1'36.678</b>	266,0	14:08'28.520
6	27.056	21.857	26.315	21.754	1'36.982	267,3	14:10'05.502
7	26.976	21.994	26.335	<b>21.566</b>	1'36.871	267,3	14:11'42.373
8	27.060	21.870	26.434	21.619	1'36.983	266,7	14:13'19.356
9	26.997	21.957	26.355	21.707	1'37.016	267,3	14:14'56.372
10	27.102	21.986	26.458	21.600	1'37.146	266,7	14:16'33.518
11	28.239	22.113	27.006	21.759	1'39.117	262,8	14:18'12.635
12	27.011	<b>21.823</b>	26.772	21.648	1'37.254	264,7	14:19'49.889
13	27.033	21.877	26.620	21.741	1'37.271	263,4	14:21'27.160
14	27.139	21.850	26.914	21.727	1'37.630	264,1	14:23'04.790
15	27.111	21.871	26.625	21.710	1'37.317	264,1	14:24'42.107
16	27.212	21.915	26.570	21.759	1'37.456	264,7	14:26'19.563
17	27.218	21.872	26.441	21.726	1'37.257	262,8	14:27'56.820
18	27.231	21.841	26.678	21.842	1'37.592	263,4	14:29'34.412
19	27.149	21.915	26.673	21.627	1'37.364	263,4	14:31'11.776
20	27.142	21.845	26.664	21.683	1'37.334	262,8	14:32'49.110
21	27.068	21.833	26.716	21.912	1'37.529	262,8	14:34'26.639

Race Time 34'11.177

#### 18° 23 C. PONSSON (1'37.659)

Lap	Seg.1	Seg.2	Seg.3	Seg.4	Lap Time	km/h	Local Time
1		22.347	26.817	21.980	1'44.985	<b>268,7</b>	14:02'00.447
2	27.631	22.018	26.589	<b>21.801</b>	1'38.039	266,7	14:03'38.486
3	27.470	22.094	<b>26.540</b>	21.837	1'37.941	264,1	14:05'16.427
4	27.288	21.970	26.655	21.811	1'37.724	264,1	14:06'54.151
5	27.447	22.303	26.552	22.071	1'38.373	263,4	14:08'32.524
6	27.217	22.163	26.655	22.037	1'38.072	264,1	14:10'10.596
7	27.225	22.125	26.709	21.856	1'37.915	263,4	14:11'48.511
8	27.235	22.088	26.862	21.822	1'38.007	264,1	14:13'26.518
9	27.227	21.973	26.656	21.883	1'37.739	264,1	14:15'04.257
10	27.633	22.109	26.647	21.927	1'38.316	263,4	14:16'42.573
11	27.329	<b>21.914</b>	26.729	22.068	1'38.040	263,4	14:18'20.613
12	27.735	22.046	26.736	21.955	1'38.472	263,4	14:19'59.085
13	27.424	22.063	26.815	21.891	1'38.193	263,4	14:21'37.278
14	27.344	22.120	26.776	21.940	1'38.180	264,1	14:23'15.458
15	27.420	21.945	26.674	21.902	1'37.941	264,7	14:24'53.399
16	27.229	22.005	31.036	22.061	1'42.331	247,1	14:26'35.730
17	27.444	22.078	26.693	22.059	1'38.274	261,5	14:28'14.004
18	27.286	22.039	26.736	21.846	1'37.907	263,4	14:29'51.911
19	<b>27.196</b>	22.007	26.566	21.890	<b>1'37.659</b>	264,1	14:31'29.570
20	27.197	22.111	26.702	21.917	1'37.927	262,1	14:33'07.497
21	27.285	22.102	26.779	21.992	1'38.158	264,1	14:34'45.655

Race Time 34'30.193

#### 19° 76 S. CAVALIERI (1'37.625)

Lap	Seg.1	Seg.2	Seg.3	Seg.4	Lap Time	km/h	Local Time
1		22.479	26.770	22.000	1'46.117	260,9	14:02'01.579
2	27.148	22.101	26.751	<b>21.811</b>	1'37.811	258,4	14:03'39.390
3	27.260	22.194	26.866	21.841	1'38.161	<b>261,5</b>	14:05'17.551
4	27.365	22.275	26.785	21.870	1'38.295	<b>261,5</b>	14:06'55.846
5	27.233	22.163	26.715	21.933	1'38.044	260,2	14:08'33.890
6	27.165	<b>21.959</b>	<b>26.656</b>	21.845	<b>1'37.625</b>	260,9	14:10'11.515
7	27.055	22.071	<b>26.656</b>	21.868	1'37.650	258,4	14:11'49.165

#### 20° 84 L. CRESSON (1'38.010)

Lap	Seg.1	Seg.2	Seg.3	Seg.4	Lap Time	km/h	Local Time	
1			22.168	26.868	21.836	1'45.513	262,8	14:02'00.975
2	27.335	<b>21.982</b>	26.767	21.926	<b>1'38.010</b>	<b>263,4</b>	14:03'38.985	
3	27.448	22.098	26.868	21.938	1'38.352	260,2	14:05'17.337	
4	27.412	22.197	26.725	21.828	1'38.162	262,8	14:06'55.499	
5	27.381	22.066	26.771	21.848	1'38.066	259,6	14:08'33.565	
6	27.277	22.369	<b>26.710</b>	<b>21.824</b>	1'38.180	262,1	14:10'11.745	
7	27.421	22.099	26.823	21.921	1'38.264	<b>263,4</b>	14:11'50.009	
8	<b>27.222</b>	22.110	27.058	21.993	1'38.383	260,2	14:13'28.392	
9	27.367	22.150	27.015	21.972	1'38.504	253,5	14:15'06.896	
10	27.483	22.077	27.069	22.060	1'38.689	259,6	14:16'45.585	
11	27.442	22.162	26.992	21.931	1'38.527	257,8	14:18'24.112	
12	27.499	22.752	27.113	22.019	1'39.383	252,9	14:20'03.495	
13	27.664	22.136	27.016	22.020	1'38.836	254,1	14:21'42.331	
14	27.415	22.147	26.952	22.243	1'38.757	258,4	14:23'21.088	
15	27.615	22.196	27.016	22.134	1'38.961	259,6	14:25'00.049	
16	27.690	22.268	27.038	22.049	1'39.045	257,8	14:26'39.094	
17	27.581	22.055	27.098	22.571	1'39.305	257,8	14:28'18.399	
18	27.717	22.209	27.080	21.923	1'38.929	259,0	14:29'57.328	
19	27.480	22.076	27.111	22.146	1'38.813	259,0	14:31'36.141	
20	27.458	22.124	27.055	21.992	1'38.629	257,1	14:33'14.770	
21	27.601	22.134	26.915	21.990	1'38.640	259,0	14:34'53.410	

Race Time 34'37.948

#### NC 7 C. DAVIES (1'35.406)

Lap	Seg.1	Seg.2	Seg.3	Seg.4	Lap Time	km/h	Local Time	
1			21.837	26.254	21.532	1'42.584	<b>276,2</b>	14:01'58.046
2	26.703	21.682	26.326	21.497	1'36.208	274,1	14:03'34.254	
3	26.605	21.465	26.020	21.463	1'35.553	270,7	14:05'09.807	
4	<b>26.590</b>	21.529	26.092	21.462	1'35.673	272,7	14:06'45.480	
5	26.610	21.423	25.989	21.384	<b>1'35.406</b>	271,4	14:08'20.886	
6	26.784	21.416	25.957	21.407	1'35.564	272,0	14:09'56.450	
7	26.898	21.409	26.059	21.402	1'35.768	272,0	14:11'32.218	
8	26.969	21.433	<b>25.880</b>	<b>21.312</b>	1'35.594	272,7	14:13'07.812	
9	26.647	<b>21.406</b>	26.035	21.531	1'35.619	271,4	14:14'43.431	
10	26.694	21.718	26.052	21.431	1'35.895	272,0	14:16'19.326	
11	26.775	21.549	26.133	21.464	1'35.921	271,4	14:17'55.247	
12	1'01.283	27.620	28.049	11'30.132	13'27.084P	254,7	14:31'22.331	
13	42.539	21.925	26.552	21.748	1'52.764P	270,0	14:33'15.095	
14	29.213	21.606	26.393	21.547	1'38.759	270,7	14:34'53.854	

Race Time 34'38.392

12/06/2021 P = Pits In/Out - C = Lap Time Cancelled

These data/results cannot be reproduced, stored and/or transmitted in whole or in part by any manner of electronic, mechanical, photocopying, recording, broadcasting or otherwise now known or herein after developed without the previous express consent by the copyright owner, except for reproduction in daily press and regular printed publications on sale to the public within 60 days of the event related to those data/results and always provided that copyright symbol appears together as follows below.

© DORNA WSBK ORGANIZATION Srl 2021

