

Pirelli Made in Italy Emilia-Romagna Round, 11-13 June 2021

Chronological Analysis Race 2

Misano Circuit Sic 58 4.226 m

Start at 14:00'12.620

1 / 4

1° 54 T. RAZGATLIOGLU (1'34.852)							
Lap	Seg.1	Seg.2	Seg.3	Seg.4	Lap Time	km/h	Local Time
1		21.609	25.963	21.407	1'40.579	268,7	14:01'53.199
2	26.463	21.547	25.740	21.380	1'35.130	266,7	14:03'28.329
3	26.482	21.514	25.900	21.407	1'35.303	268,7	14:05'03.632
4	26.429	21.397	25.888	21.277	1'34.991	262,8	14:06'38.623
5	26.436	21.434	25.726	21.293	1'34.889	264,7	14:08'13.512
6	26.504	21.386	25.707	21.428	1'35.025	267,3	14:09'48.537
7	26.473	21.381	25.695	21.303	1'34.852	266,0	14:11'23.389
8	26.613	21.429	25.754	21.379	1'35.175	268,0	14:12'58.564
9	26.454	21.428	25.865	21.394	1'35.141	264,1	14:14'33.705
10	26.397	21.425	25.833	21.318	1'34.973	264,1	14:16'08.678
11	26.390	21.370	25.804	21.384	1'34.948	263,4	14:17'43.626
12	26.520	21.376	25.888	21.375	1'35.159	263,4	14:19'18.785
13	26.476	21.515	25.950	21.453	1'35.394	263,4	14:20'54.179
14	26.503	21.486	25.881	21.324	1'35.194	262,1	14:22'29.373
15	26.554	21.368	25.878	21.477	1'35.277	262,1	14:24'04.650
16	26.479	21.400	25.840	21.380	1'35.099	262,8	14:25'39.749
17	26.508	21.404	25.946	21.358	1'35.216	264,1	14:27'14.965
18	26.497	21.387	25.859	21.463	1'35.206	264,1	14:28'50.171
19	26.497	21.470	25.857	21.529	1'35.353	263,4	14:30'25.524
20	26.633	21.509	26.090	21.511	1'35.743	262,1	14:32'01.267
21	26.681	21.510	25.963	21.686	1'35.840	263,4	14:33'37.107
Race Time 33'24.487							

14	26.579	21.384	25.823	21.245	1'35.031	268,0	14:22'30.324
15	26.713	21.381	25.950	21.331	1'35.375	266,0	14:24'05.699
16	26.581	21.438	26.063	21.451	1'35.533	262,8	14:25'41.232
17	26.551	21.391	25.945	21.416	1'35.303	267,3	14:27'16.535
18	26.698	21.380	26.222	21.461	1'35.761	264,7	14:28'52.296
19	26.726	21.531	25.978	21.591	1'35.826	264,7	14:30'28.122
20	26.725	21.561	26.203	21.618	1'36.107	264,7	14:32'04.229
21	26.659	21.533	26.187	21.486	1'35.865	266,0	14:33'40.094
Race Time 33'27.474							

2° 21 M. RINALDI (1'34.877)							
Lap	Seg.1	Seg.2	Seg.3	Seg.4	Lap Time	km/h	Local Time
1		21.508	26.015	21.335	1'40.364	275,5	14:01'52.984
2	26.423	21.287	26.106	21.345	1'35.161	269,3	14:03'28.145
3	26.465	21.305	26.018	21.294	1'35.082	268,0	14:05'03.227
4	26.432	21.365	25.971	21.334	1'35.102	267,3	14:06'38.229
5	26.447	21.258	25.856	21.316	1'34.877	267,3	14:08'13.206
6	26.595	21.310	25.800	21.409	1'35.114	268,7	14:09'48.320
7	26.504	21.330	25.801	21.335	1'34.970	270,0	14:11'23.290
8	26.540	21.333	25.948	21.863	1'35.684	268,0	14:12'58.974
9	26.596	21.456	26.027	21.386	1'35.465	270,7	14:14'34.439
10	26.534	21.321	25.927	21.458	1'35.240	270,0	14:16'09.679
11	26.630	21.392	25.821	21.285	1'35.128	270,0	14:17'44.807
12	26.585	21.282	25.911	21.346	1'35.124	271,4	14:19'19.931
13	26.611	21.328	25.858	21.348	1'35.145	270,7	14:20'55.076
14	26.542	21.376	25.897	21.313	1'35.128	268,7	14:22'30.204
15	26.467	21.269	25.868	21.371	1'34.975	268,7	14:24'05.179
16	26.495	21.300	25.854	21.672	1'35.321	270,7	14:25'40.500
17	26.583	21.350	25.998	21.376	1'35.307	270,0	14:27'15.807
18	26.539	21.472	25.912	21.513	1'35.436	268,7	14:28'51.243
19	26.606	21.484	26.185	21.382	1'35.657	268,7	14:30'26.900
20	26.681	21.402	26.011	21.547	1'35.641	270,0	14:32'02.541
21	26.796	21.461	26.050	21.545	1'35.852	269,3	14:33'38.393
Race Time 33'25.773							

4° 45 S. REDDING (1'35.041)							
Lap	Seg.1	Seg.2	Seg.3	Seg.4	Lap Time	km/h	Local Time
1		21.607	25.940	21.405	1'40.756	274,1	14:01'53.376
2	26.622	21.516	25.796	21.311	1'35.245	271,4	14:03'28.621
3	26.537	21.484	25.834	21.328	1'35.183	270,7	14:05'03.804
4	26.523	21.421	26.034	21.317	1'35.295	270,7	14:06'39.099
5	26.592	21.415	25.882	21.267	1'35.156	271,4	14:08'14.255
6	26.564	21.419	25.785	21.286	1'35.054	272,0	14:09'49.309
7	26.531	21.389	25.759	21.362	1'35.041	272,0	14:11'24.350
8	26.702	21.434	25.904	21.370	1'35.410	270,7	14:12'59.760
9	26.630	21.448	25.932	21.379	1'35.389	271,4	14:14'35.149
10	26.599	21.435	25.996	21.677	1'35.707	271,4	14:16'10.856
11	26.786	21.476	26.305	21.390	1'35.957	270,0	14:17'46.813
12	26.653	21.497	26.078	21.448	1'35.676	270,0	14:19'22.489
13	26.657	21.503	26.190	21.373	1'35.723	268,7	14:20'58.212
14	26.635	21.548	26.145	21.373	1'35.701	268,7	14:22'33.913
15	26.698	21.550	26.274	21.506	1'36.028	268,0	14:24'09.941
16	26.746	21.435	26.027	21.433	1'35.641	269,3	14:25'45.582
17	26.601	21.471	26.168	21.489	1'35.729	269,3	14:27'21.311
18	26.737	21.490	26.243	21.513	1'35.983	267,3	14:28'57.294
19	26.828	21.602	26.268	21.476	1'36.174	268,0	14:30'33.468
20	26.809	21.576	26.261	21.554	1'36.200	266,7	14:32'09.668
21	26.779	21.603	26.340	21.819	1'36.541	266,0	14:33'46.209
Race Time 33'33.589							

3° 1 J. REA (1'34.975)							
Lap	Seg.1	Seg.2	Seg.3	Seg.4	Lap Time	km/h	Local Time
1		21.572	25.985	21.333	1'40.221	264,1	14:01'52.841
2	26.325	21.711	25.778	21.374	1'35.188	268,0	14:03'28.029
3	26.368	21.775	25.927	21.295	1'35.365	267,3	14:05'03.394
4	26.537	21.619	26.009	21.297	1'35.462	268,7	14:06'38.856
5	26.522	21.426	25.837	21.315	1'35.100	267,3	14:08'13.956
6	26.463	21.382	25.787	21.343	1'34.975	266,0	14:09'48.931
7	26.451	21.453	25.785	21.345	1'35.034	266,0	14:11'23.965
8	26.517	21.430	25.841	21.380	1'35.168	266,0	14:12'59.133
9	26.715	21.573	25.824	21.319	1'35.431	267,3	14:14'34.564
10	26.664	21.413	25.805	21.336	1'35.218	267,3	14:16'09.782
11	26.736	21.426	25.791	21.328	1'35.281	267,3	14:17'45.063
12	26.557	21.345	25.881	21.380	1'35.163	267,3	14:19'20.226
13	26.542	21.396	25.846	21.283	1'35.067	266,7	14:20'55.293

5° 31 G. GERLOFF (1'35.243)							
Lap	Seg.1	Seg.2	Seg.3	Seg.4	Lap Time	km/h	Local Time
1		21.937	26.033	21.582	1'42.202	267,3	14:01'54.822
2	26.851	21.768	25.979	21.614	1'36.212	266,0	14:03'31.034
3	26.853	21.622	26.052	21.486	1'36.013	264,7	14:05'07.047
4	26.856	21.654	26.039	21.455	1'36.004	264,1	14:06'43.051
5	26.945	21.582	26.318	21.459	1'36.304	264,7	14:08'19.355
6	26.963	21.586	25.961	21.534	1'36.044	262,1	14:09'55.399
7	26.606	21.463	26.050	21.326	1'35.445	262,1	14:11'30.844
8	26.599	21.600	25.997	21.681	1'35.877	262,8	14:13'06.721
9	26.534	21.609	25.985	21.389	1'35.517	262,8	14:14'42.238
10	26.530	21.528	26.002	21.309	1'35.369	264,1	14:16'17.607
11	26.605	21.486	25.942	21.370	1'35.403	262,8	14:17'53.010
12	26.517	21.473	25.974	21.386	1'35.350	262,1	14:19'28.360
13	26.583	21.426	25.989	21.351	1'35.349	262,1	14:21'03.709
14	26.478	21.492	26.032	21.316	1'35.318	262,1	14:22'39.027
15	26.476	21.449	26.059	21.259	1'35.243	262,8	14:24'14.270
16	26.596	21.431	25.946	21.405	1'35.378	264,7	14:25'49.648
17	26.549	21.403	26.031	21.326	1'35.309	264,1	14:27'24.957
18	26.646	21.546	26.070	21.339	1'35.601	263,4	14:29'00.558
19	26.634	21.629	26.042	21.599	1'35.904	266,7	14:30'36.462
20	26.723	21.471	26.045	21.562	1'35.801	262,8	14:32'12.263
21	26.604	21.457	26.046	21.432	1'35.539	263,4	14:33'47.802
Race Time 33'35.182							

6° 22 A. LOWES (1'35.241)							
Lap	Seg.1	Seg.2	Seg.3	Seg.4	Lap Time	km/h	Local Time
1		21.796	25.893	21.322	1'40.993	268,7	14:01'53.613
2	26.592	21.612	25.871	21.316	1'35.391	269,3	14:03'29.004
3	26.520	21.553	25.857	21.311	1'35.241	267,3	14:05'04.245
4	26.548	21.559	26.060	21.342	1'35.509	266,0	14:06'39.754

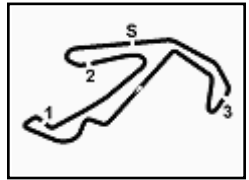
13/06/2021

P = Pits In/Out - C = Lap Time Cancelled

These data/results cannot be reproduced, stored and/or transmitted in whole or in part by any manner of electronic, mechanical, photocopying, recording, broadcasting or otherwise now known or herein after developed without the previous express consent by the copyright owner, except for reproduction in daily press and regular printed publications on sale to the public within 60 days of the event related to those data/results and always provided that copyright symbol appears together as follows below.

© DORNA WSBK ORGANIZATION Srl 2021





Pirelli Made in Italy Emilia-Romagna Round, 11-13 June 2021

Chronological Analysis Race 2

Misano Circuit Sic 58 4.226 m

Start at 14:00'12.620

2 / 4

Lap	Seg.1	Seg.2	Seg.3	Seg.4	Lap Time	km/h	Local Time
5	26.607	21.519	26.026	21.484	1'35.636	266,7	14:08'15.390
6	26.643	21.666	25.864	21.480	1'35.653	266,0	14:09'51.043
7	26.622	21.507	26.026	21.427	1'35.582	266,0	14:11'26.625
8	26.606	21.474	25.893	21.431	1'35.404	266,0	14:13'02.029
9	26.691	21.447	26.095	21.437	1'35.670	267,3	14:14'37.699
10	26.653	21.593	26.272	21.552	1'36.070	264,7	14:16'13.769
11	26.707	21.504	25.941	21.446	1'35.598	266,0	14:17'49.367
12	26.691	21.452	25.964	21.404	1'35.511	266,0	14:19'24.878
13	26.761	21.404	25.990	21.372	1'35.527	264,1	14:21'00.405
14	26.721	21.476	26.045	21.499	1'35.741	264,7	14:22'36.146
15	26.718	21.514	26.068	21.533	1'35.833	264,7	14:24'11.979
16	26.834	21.452	26.036	21.453	1'35.775	266,7	14:25'47.754
17	26.790	21.497	26.152	21.659	1'36.098	266,0	14:27'23.852
18	26.896	21.591	26.202	21.608	1'36.297	264,7	14:29'00.149
19	26.833	21.490	26.180	21.682	1'36.185	265,4	14:30'36.334
20	27.179	21.560	26.240	21.668	1'36.647	266,0	14:32'12.981
21	27.411	21.584	26.576	21.672	1'37.243	265,4	14:33'50.224

Race Time 33'42.380

9° 55 A. LOCATELLI (1'35.656)							
Lap	Seg.1	Seg.2	Seg.3	Seg.4	Lap Time	km/h	Local Time
1		22.180	26.132	21.547	1'42.504	264,7	14:01'55.124
2	26.753	21.791	26.125	21.529	1'36.198	267,3	14:03'31.322
3	26.794	21.711	26.123	21.417	1'36.045	264,7	14:05'07.367
4	26.722	21.731	26.083	21.611	1'36.147	266,0	14:06'43.514
5	26.730	21.607	26.373	21.603	1'36.313	267,3	14:08'19.827
6	26.865	21.811	26.309	21.568	1'36.553	260,2	14:09'56.380
7	26.936	21.632	26.084	21.472	1'36.124	263,4	14:11'32.504
8	26.749	21.575	26.061	21.470	1'35.855	264,1	14:13'08.359
9	26.490	21.634	26.103	21.429	1'35.656	265,4	14:14'44.015
10	26.715	21.583	26.102	21.544	1'35.944	265,4	14:16'19.959
11	26.699	21.528	26.053	21.517	1'35.797	265,4	14:17'55.756
12	26.694	21.534	26.097	21.516	1'35.841	264,1	14:19'31.597
13	26.671	21.738	26.177	21.530	1'36.116	265,4	14:21'07.713
14	26.596	21.626	26.182	21.619	1'36.023	264,7	14:22'43.736
15	26.630	21.565	26.326	21.643	1'36.164	265,4	14:24'19.900
16	26.729	21.681	26.346	21.603	1'36.359	264,1	14:25'56.259
17	26.881	21.650	26.325	21.653	1'36.509	264,1	14:27'32.768
18	26.718	21.675	26.520	21.612	1'36.525	260,9	14:29'09.293
19	26.727	21.699	26.574	21.602	1'36.602	261,5	14:30'45.895
20	26.736	21.734	26.509	21.676	1'36.655	262,1	14:32'22.550
21	26.807	21.755	26.626	21.827	1'37.015	261,5	14:33'59.565

Race Time 33'46.945

7° 47 A. BASSANI (1'35.735)							
Lap	Seg.1	Seg.2	Seg.3	Seg.4	Lap Time	km/h	Local Time
1		21.952	26.162	21.472	1'43.059	270,7	14:01'55.679
2	27.010	21.705	25.940	21.422	1'36.077	269,3	14:03'31.756
3	26.695	21.590	26.107	21.551	1'35.943	272,0	14:05'07.699
4	26.732	21.522	26.146	21.457	1'35.857	270,0	14:06'43.556
5	26.901	21.476	26.134	21.538	1'36.049	270,0	14:08'19.605
6	26.895	21.619	26.154	21.463	1'36.131	268,7	14:09'55.736
7	27.014	21.570	26.003	21.434	1'36.021	270,0	14:11'31.757
8	26.829	21.502	25.912	21.492	1'35.735	268,7	14:13'07.492
9	26.689	21.622	25.962	21.469	1'35.742	270,0	14:14'43.234
10	26.695	21.509	26.045	21.519	1'35.768	270,0	14:16'19.002
11	26.726	21.514	26.186	21.396	1'35.822	268,7	14:17'54.824
12	26.814	21.571	26.090	21.453	1'35.928	267,3	14:19'30.752
13	26.703	21.504	26.179	21.489	1'35.875	266,0	14:21'06.627
14	26.696	21.473	26.220	21.396	1'35.785	266,7	14:22'42.412
15	26.773	21.415	26.232	21.472	1'35.892	267,3	14:24'18.304
16	26.675	21.532	26.163	21.530	1'35.900	266,7	14:25'54.204
17	26.722	21.521	26.319	21.442	1'36.004	266,7	14:27'30.208
18	26.776	21.508	26.227	21.558	1'36.069	264,7	14:29'06.277
19	26.879	21.521	26.271	21.543	1'36.214	266,7	14:30'42.491
20	26.919	21.587	26.246	21.514	1'36.266	266,7	14:32'18.757
21	26.843	21.414	26.186	21.528	1'35.971	268,0	14:33'54.728

Race Time 33'42.108

10° 60 M. VAN DER MARK (1'35.918)							
Lap	Seg.1	Seg.2	Seg.3	Seg.4	Lap Time	km/h	Local Time
1		22.115	26.247	21.710	1'43.840	268,7	14:01'56.460
2	26.871	21.610	26.144	21.570	1'36.195	268,0	14:03'32.655
3	26.835	21.669	26.054	21.766	1'36.324	270,7	14:05'08.979
4	26.836	21.561	25.998	21.583	1'35.978	265,4	14:06'44.957
5	26.734	21.566	26.087	21.531	1'35.918	265,4	14:08'20.875
6	26.939	21.688	25.950	21.794	1'36.371	267,3	14:09'57.246
7	26.949	21.655	26.097	21.790	1'36.491	267,3	14:11'33.737
8	26.881	21.685	26.345	21.672	1'36.583	263,4	14:13'10.320
9	26.909	21.745	26.091	21.600	1'36.345	263,4	14:14'46.665
10	26.836	21.588	26.041	21.653	1'36.118	264,1	14:16'22.783
11	26.786	21.678	26.126	21.649	1'36.239	265,4	14:17'59.022
12	26.886	21.640	26.172	21.699	1'36.397	263,4	14:19'35.419
13	26.866	21.586	26.122	21.631	1'36.205	264,7	14:21'11.624
14	26.888	21.512	26.116	21.626	1'36.142	264,7	14:22'47.766
15	26.960	21.510	26.286	21.666	1'36.422	266,7	14:24'24.188
16	26.976	21.656	26.048	21.661	1'36.341	265,4	14:26'00.529
17	27.001	21.644	26.148	21.719	1'36.512	264,1	14:27'37.041
18	26.869	21.588	26.168	21.631	1'36.256	262,1	14:29'13.297
19	26.843	21.695	26.116	21.619	1'36.273	263,4	14:30'49.570
20	26.757	21.651	26.110	21.790	1'36.308	261,5	14:32'25.878
21	26.966	21.571	26.215	21.595	1'36.347	261,5	14:34'02.225

Race Time 33'49.605

8° 19 A. BAUTISTA (1'35.524)							
Lap	Seg.1	Seg.2	Seg.3	Seg.4	Lap Time	km/h	Local Time
1		21.912	26.070	21.620	1'42.095	270,7	14:01'54.715
2	26.786	21.765	26.034	21.499	1'36.084	270,7	14:03'30.799
3	26.902	21.695	26.037	21.524	1'36.158	268,0	14:05'06.957
4	26.828	21.634	25.995	21.447	1'35.904	268,7	14:06'42.861
5	26.864	21.715	26.368	21.432	1'36.379	267,3	14:08'19.240
6	26.741	22.066	26.066	21.551	1'36.424	270,7	14:09'55.664
7	26.517	21.705	26.058	21.517	1'35.797	268,7	14:11'31.461
8	26.532	21.625	25.932	21.435	1'35.524	267,3	14:13'06.985
9	26.584	21.758	25.960	21.413	1'35.715	269,3	14:14'42.700
10	26.643	21.832	25.977	21.561	1'36.013	267,3	14:16'18.713
11	26.630	21.632	26.187	21.450	1'35.899	269,3	14:17'54.612
12	26.748	21.667	25.937	21.499	1'35.851	267,3	14:19'30.463
13	26.637	21.760	26.479	21.620	1'36.496	264,7	14:21'06.959
14	26.633	21.668	26.132	21.440	1'35.873	267,3	14:22'42.832
15	26.708	21.647	26.099	21.479	1'35.933	269,3	14:24'18.765
16	26.597	21.781	25.988	21.659	1'36.025	270,0	14:25'54.790
17	26.683	21.733	25.990	21.511	1'35.917	269,3	14:27'30.707
18	26.631	21.688	25.972	21.637	1'35.928	268,7	14:29'06.635
19	26.815	21.709	26.474	21.624	1'36.622	267,3	14:30'43.257

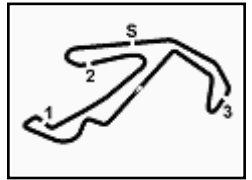
11° 44 L. MAHIAS (1'36.018)							
Lap	Seg.1	Seg.2	Seg.3	Seg.4	Lap Time	km/h	Local Time
1		22.046	26.198	21.638	1'42.895	263,4	14:01'55.515
2	26.928	21.826	26.359	21.577	1'36.690	262,8	14:03'32.205
3	26.827	21.663	26.144	21.433	1'36.067	264,7	14:05'08.272
4	26.824	21.742	26.078	21.471	1'36.115	262,1	14:06'44.387
5	26.807	21.725	26.027	21.475	1'36.034	262,1	14:08'20.421
6	26.921	21.755	26.051	21.568	1'36.295	263,4	14:09'56.716
7	27.071	21.843	26.015	21.425	1'36.354	263,4	14:11'33.070
8	26.822	21.787	26.051	21.546	1'36.206	263,4	14:13'09.276
9	26.914	21.894	26.187	21.668	1'36.663	261,5	14:14'45.939
10	26.789	21.703	26.180	21.486	1'36.158	260,2	14:16'22.097

13/06/2021

P = Pits In/Out - C = Lap Time Cancelled

These data/results cannot be reproduced, stored and/or transmitted in whole or in part by any manner of electronic, mechanical, photocopying, recording, broadcasting or otherwise now known or herein after developed without the previous express consent by the copyright owner, except for reproduction in daily press and regular printed publications on sale to the public within 60 days of the event related to those data/results and always provided that copyright symbol appears together as follows below.

© DORNA WSBK ORGANIZATION Srl 2021



Pirelli Made in Italy Emilia-Romagna Round, 11-13 June 2021

Chronological Analysis Race 2

Misano Circuit Sic 58 4.226 m

3 / 4

Start at 14:00'12.620

11	26.782	21.708	26.078	21.450	1'36.018	262,1	14:17'58.115	2	27.261	21.884	26.713	21.612	1'37.470	267,3	14:03'35.131
12	26.815	21.777	26.298	21.533	1'36.423	259,0	14:19'34.538	3	26.886	21.740	26.590	21.572	1'36.788	267,3	14:05'11.919
13	27.017	21.648	26.143	21.518	1'36.326	260,9	14:21'10.864	4	26.862	21.920	26.652	21.474	1'36.908	266,7	14:06'48.827
14	26.953	21.768	26.307	21.575	1'36.603	260,2	14:22'47.467	5	26.913	21.812	26.549	21.583	1'36.857	267,3	14:08'25.684
15	26.886	21.601	26.398	21.599	1'36.484	260,9	14:24'23.951	6	27.017	22.107	26.697	21.521	1'37.342	264,1	14:10'03.026
16	26.888	21.687	26.214	21.616	1'36.405	260,9	14:26'00.356	7	26.921	21.729	26.589	21.498	1'36.737	265,4	14:11'39.763
17	26.881	21.694	26.323	22.068	1'36.966	263,4	14:27'37.322	8	26.834	21.714	26.678	21.542	1'36.768	262,8	14:13'16.531
18	26.876	21.704	26.130	21.607	1'36.317	262,8	14:29'13.639	9	26.909	21.934	26.661	21.487	1'36.991	266,0	14:14'53.522
19	26.994	21.761	26.196	21.628	1'36.579	260,9	14:30'50.218	10	26.879	21.674	26.647	21.551	1'36.751	266,0	14:16'30.273
20	26.885	21.596	26.257	21.648	1'36.386	260,2	14:32'26.604	11	26.913	21.716	26.564	21.574	1'36.767	264,1	14:18'07.040
21	27.019	21.780	26.443	22.368	1'37.610	259,6	14:34'04.214	12	26.937	21.648	26.548	21.559	1'36.692	264,7	14:19'43.732
							Race Time 33'51.594	13	26.884	21.743	26.658	21.641	1'36.926	264,7	14:21'20.658
								14	26.998	21.674	26.672	21.438	1'36.782	263,4	14:22'57.440
								15	27.010	21.769	26.702	21.455	1'36.936	266,0	14:24'34.376
								16	26.898	21.710	26.755	21.555	1'36.918	266,0	14:26'11.294
								17	26.951	21.613	26.658	21.452	1'36.674	264,7	14:27'47.968
								18	27.134	21.720	26.766	21.473	1'37.093	262,1	14:29'25.061
								19	27.215	21.707	26.590	21.552	1'37.064	266,0	14:31'02.125
								20	26.879	21.773	26.683	21.477	1'36.812	266,0	14:32'38.937
								21	26.914	21.656	26.763	21.654	1'36.987	266,0	14:34'15.924
							Race Time 34'03.304								

12° 66 T. SYKES (1'35.925)							
Lap	Seg.1	Seg.2	Seg.3	Seg.4	Lap Time	km/h	Local Time
1		21.908	26.098	21.640	1'41.860	268,0	14:01'54.480
2	26.818	21.671	26.217	21.395	1'36.101	268,0	14:03'30.581
3	26.975	21.549	26.180	21.496	1'36.200	266,0	14:05'06.781
4	26.832	21.522	26.148	21.423	1'35.925	263,4	14:06'42.706
5	26.890	21.676	26.355	21.453	1'36.374	264,7	14:08'19.080
6	26.884	22.391	26.259	21.636	1'37.170	270,7	14:09'56.250
7	27.355	21.731	26.468	21.961	1'37.515	269,3	14:11'33.765
8	27.211	21.712	26.189	21.690	1'36.802	268,7	14:13'10.567
9	27.069	21.786	26.205	21.665	1'36.725	267,3	14:14'47.292
10	27.192	21.711	26.200	21.610	1'36.713	263,4	14:16'24.005
11	26.921	21.626	26.309	21.573	1'36.429	266,7	14:18'00.434
12	27.041	21.675	26.413	21.559	1'36.688	264,1	14:19'37.122
13	26.987	21.733	26.448	21.453	1'36.621	265,4	14:21'13.743
14	27.029	21.754	26.420	21.590	1'36.793	262,1	14:22'50.536
15	26.978	21.581	26.215	21.522	1'36.296	264,7	14:24'26.832
16	27.010	21.970	26.247	21.604	1'36.831	264,1	14:26'03.663
17	26.939	21.647	26.101	21.538	1'36.225	266,7	14:27'39.888
18	26.912	21.579	26.218	21.544	1'36.253	262,8	14:29'16.141
19	26.877	21.711	26.083	21.537	1'36.208	264,1	14:30'52.349
20	26.897	21.612	26.088	21.729	1'36.326	264,7	14:32'28.675
21	26.955	21.689	26.305	21.836	1'36.785	264,7	14:34'05.460
							Race Time 33'52.840

15° 50 E. LAVERTY (1'36.581)							
Lap	Seg.1	Seg.2	Seg.3	Seg.4	Lap Time	km/h	Local Time
1		22.262	26.427	21.747	1'44.826	270,0	14:01'57.446
2	27.205	21.705	26.325	21.720	1'36.955	270,0	14:03'34.401
3	27.093	21.711	26.296	21.669	1'36.769	268,0	14:05'11.170
4	27.264	21.758	26.404	21.694	1'37.120	267,3	14:06'48.290
5	27.252	21.795	26.397	21.797	1'37.241	268,7	14:08'25.531
6	27.188	22.378	26.629	21.690	1'37.885	267,3	14:10'03.416
7	27.189	21.740	26.487	21.726	1'37.142	268,7	14:11'40.558
8	27.128	21.707	26.462	21.708	1'37.005	263,4	14:13'17.563
9	27.103	21.845	26.548	21.740	1'37.236	266,7	14:14'54.799
10	27.054	21.629	26.394	21.714	1'36.791	268,7	14:16'31.590
11	27.079	21.711	26.390	21.634	1'36.814	267,3	14:18'08.404
12	27.055	21.623	26.479	21.718	1'36.875	266,7	14:19'45.279
13	26.993	21.699	26.449	21.688	1'36.829	267,3	14:21'22.108
14	27.030	21.685	26.440	21.643	1'36.798	266,7	14:22'58.906
15	27.135	21.635	26.458	21.687	1'36.915	266,7	14:24'35.821
16	27.001	21.590	26.304	21.686	1'36.581	267,3	14:26'12.402
17	27.143	21.588	26.397	21.718	1'36.846	268,0	14:27'49.248
18	27.144	21.615	26.444	21.626	1'36.829	266,0	14:29'26.077
19	27.384	21.684	26.422	21.779	1'37.269	266,7	14:31'03.346
20	27.191	21.775	26.695	21.829	1'37.490	264,1	14:32'40.836
21	27.245	21.649	26.841	21.798	1'37.533	267,3	14:34'18.369
							Race Time 34'05.749

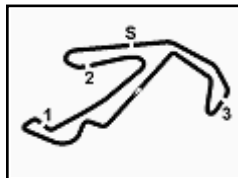
13° 3 K. NOZANE (1'36.239)							
Lap	Seg.1	Seg.2	Seg.3	Seg.4	Lap Time	km/h	Local Time
1		22.214	26.146	21.798	1'43.740	264,1	14:01'56.360
2	27.143	21.827	26.111	21.434	1'36.515	265,4	14:03'32.875
3	26.783	21.809	26.100	21.547	1'36.239	265,4	14:05'09.114
4	27.003	21.835	26.085	21.511	1'36.434	262,1	14:06'45.548
5	26.780	21.846	26.236	21.538	1'36.400	262,1	14:08'21.948
6	26.884	21.867	26.389	21.525	1'36.665	262,1	14:09'58.613
7	26.944	21.897	26.212	21.633	1'36.686	262,8	14:11'35.299
8	26.918	21.820	26.227	21.613	1'36.578	262,1	14:13'11.877
9	26.795	21.828	26.242	21.526	1'36.391	264,1	14:14'48.268
10	26.912	21.735	26.125	21.510	1'36.282	262,8	14:16'24.550
11	26.891	21.734	26.151	21.545	1'36.321	264,1	14:18'00.871
12	26.966	21.723	26.165	21.542	1'36.396	262,8	14:19'37.267
13	27.124	21.689	26.375	21.648	1'36.836	262,8	14:21'14.103
14	26.854	21.812	26.297	21.696	1'36.659	262,1	14:22'50.762
15	27.011	21.858	26.441	21.532	1'36.842	260,9	14:24'27.604
16	26.887	21.792	26.181	21.648	1'36.508	263,4	14:26'04.112
17	27.038	21.792	26.446	21.717	1'36.993	263,4	14:27'41.105
18	26.915	21.940	26.573	21.898	1'37.326	259,6	14:29'18.431
19	26.939	21.936	26.628	21.680	1'37.183	258,4	14:30'55.614
20	27.178	22.015	26.720	21.660	1'37.573	259,0	14:32'33.187
21	27.124	21.733	26.699	21.755	1'37.311	259,0	14:34'10.498
							Race Time 33'57.878

14° 53 T. RABAT (1'36.674)							
Lap	Seg.1	Seg.2	Seg.3	Seg.4	Lap Time	km/h	Local Time
1		22.466	26.706	21.631	1'45.041	270,7	14:01'57.661

13/06/2021 P = Pits In/Out - C = Lap Time Cancelled

These data/results cannot be reproduced, stored and/or transmitted in whole or in part by any manner of electronic, mechanical, photocopying, recording, broadcasting or otherwise now known or herein after developed without the previous express consent by the copyright owner, except for reproduction in daily press and regular printed publications on sale to the public within 60 days of the event related to those data/results and always provided that copyright symbol appears together as follows below.

© DORNA WSBK ORGANIZATION Srl 2021



Pirelli Made in Italy Emilia-Romagna Round, 11-13 June 2021

Chronological Analysis Race 2

Misano Circuit Sic 58 4.226 m

Start at 14:00'12.620

4 / 4

17	27.079	21.619	26.369	21.779	1'36.846	265,4	14:27'42.113	8	27.096	22.054	26.728	21.963	1'37.841	257,1	14:13'25.327
18	36.038	22.192	26.658	21.807	1'46.695	259,0	14:29'28.808	9	27.032	22.193	26.806	22.378	1'38.409	257,1	14:15'03.736
19	27.047	21.649	26.334	21.845	1'36.875	262,8	14:31'05.683	10	27.334	22.120	26.892	22.082	1'38.428	255,3	14:16'42.164
20	27.097	21.762	26.440	21.672	1'36.971	262,1	14:32'42.654	11	27.206	22.179	26.983	22.098	1'38.466	253,5	14:18'20.630
21	27.294	21.875	26.478	21.852	1'37.499	262,1	14:34'20.153	12	27.292	22.233	27.002	22.119	1'38.646	255,9	14:19'59.276

Race Time 34'07.533

17° 32 I. VINALES (1'37.246)							
Lap	Seg.1	Seg.2	Seg.3	Seg.4	Lap Time	km/h	Local Time
1		22.265	26.461	21.859	1'46.831	266,7	14:01'59.451
2	27.401	22.054	26.659	21.842	1'37.956	266,0	14:03'37.407
3	27.253	21.875	26.534	21.695	1'37.357	263,4	14:05'14.764
4	27.455	22.039	26.908	21.730	1'38.132	264,1	14:06'52.896
5	27.487	22.000	26.945	21.700	1'38.132	258,4	14:08'31.028
6	27.157	22.016	26.643	21.691	1'37.507	261,5	14:10'08.535
7	27.114	21.951	26.785	21.675	1'37.525	261,5	14:11'46.060
8	27.159	21.815	26.636	21.692	1'37.302	259,6	14:13'23.362
9	27.220	21.935	26.507	21.655	1'37.317	262,1	14:15'00.679
10	27.179	21.845	26.629	21.723	1'37.376	260,9	14:16'38.055
11	27.085	21.898	26.668	21.741	1'37.392	260,9	14:18'15.447
12	27.287	21.820	26.673	21.734	1'37.514	258,4	14:19'52.961
13	27.100	21.859	26.593	21.828	1'37.380	259,0	14:21'30.341
14	27.162	21.881	26.743	21.657	1'37.443	259,0	14:23'07.784
15	27.171	21.816	26.685	21.751	1'37.423	260,2	14:24'45.207
16	27.165	21.956	26.721	21.723	1'37.565	259,6	14:26'22.772
17	27.222	21.773	26.570	21.681	1'37.246	259,0	14:28'00.018
18	27.199	21.818	26.694	21.789	1'37.500	258,4	14:29'37.518
19	27.200	21.895	26.734	21.846	1'37.675	260,2	14:31'15.193
20	27.261	21.886	26.781	21.891	1'37.819	257,1	14:32'53.012
21	27.256	21.875	26.848	21.960	1'37.939	259,0	14:34'30.951

Race Time 34'18.331

18° 23 C. PONSSON (1'37.278)							
Lap	Seg.1	Seg.2	Seg.3	Seg.4	Lap Time	km/h	Local Time
1		22.468	26.634	22.154	1'45.848	265,4	14:01'58.468
2	27.541	22.060	26.770	21.937	1'38.308	264,7	14:03'36.776
3	27.214	22.134	26.674	21.881	1'37.903	262,1	14:05'14.679
4	27.384	22.011	26.910	21.843	1'38.148	262,1	14:06'52.827
5	27.414	21.975	27.268	21.862	1'38.519	257,1	14:08'31.346
6	27.108	22.101	26.551	21.756	1'37.516	262,1	14:10'08.862
7	27.173	21.962	26.676	21.790	1'37.601	262,8	14:11'46.463
8	27.039	21.965	26.529	21.745	1'37.278	261,5	14:13'23.741
9	27.090	21.984	26.514	21.854	1'37.442	264,1	14:15'01.183
10	27.243	21.988	26.412	21.788	1'37.431	264,1	14:16'38.614
11	27.222	21.934	26.680	21.780	1'37.616	262,8	14:18'16.230
12	27.161	21.928	26.608	21.768	1'37.465	260,9	14:19'53.695
13	27.199	21.939	26.668	21.876	1'37.682	261,5	14:21'31.377
14	27.237	21.937	27.060	21.839	1'38.073	260,2	14:23'09.450
15	27.219	22.010	26.927	21.851	1'38.007	261,5	14:24'47.457
16	27.270	21.902	27.029	22.027	1'38.228	262,1	14:26'25.685
17	27.378	22.055	26.824	21.925	1'38.182	260,2	14:28'03.867
18	27.401	22.027	26.856	21.911	1'38.195	259,0	14:29'42.062
19	27.337	22.177	26.828	21.930	1'38.272	260,2	14:31'20.334
20	27.185	22.612	26.978	21.977	1'38.752	259,6	14:32'59.086
21	27.310	21.967	26.921	21.932	1'38.130	261,5	14:34'37.216

Race Time 34'24.596

19° 76 S. CAVALIERI (1'37.705)							
Lap	Seg.1	Seg.2	Seg.3	Seg.4	Lap Time	km/h	Local Time
1		22.579	26.915	22.088	1'46.516	259,6	14:01'59.136
2	27.264	22.271	26.729	21.956	1'38.220	259,6	14:03'37.356
3	27.107	22.466	26.712	21.943	1'38.228	259,6	14:05'15.584
4	27.093	22.197	26.726	21.979	1'37.995	259,0	14:06'53.579
5	27.185	22.116	26.869	22.039	1'38.209	259,6	14:08'31.788
6	27.058	22.168	26.831	21.936	1'37.993	259,6	14:10'09.781
7	27.020	22.122	26.645	21.918	1'37.705	259,0	14:11'47.486

20° 84 L. CRESSON (1'38.515)							
Lap	Seg.1	Seg.2	Seg.3	Seg.4	Lap Time	km/h	Local Time
1		22.450	26.945	22.151	1'46.770	259,6	14:01'59.390
2	27.353	22.391	26.977	22.025	1'38.746	260,2	14:03'38.136
3	27.445	22.243	26.969	22.008	1'38.665	257,1	14:05'16.801
4	27.413	22.096	27.008	21.998	1'38.515	254,7	14:06'55.316
5	27.425	22.110	26.994	22.218	1'38.747	254,7	14:08'34.063
6	27.676	22.065	26.997	22.060	1'38.798	255,3	14:10'12.861
7	27.518	22.124	27.390	21.965	1'38.997	254,1	14:11'51.858
8	27.502	22.152	27.120	22.060	1'38.834	253,5	14:13'30.692
9	27.443	22.139	27.274	22.038	1'38.894	251,2	14:15'09.586
10	27.657	22.135	27.122	22.122	1'39.036	252,3	14:16'48.622
11	27.484	22.072	27.223	22.672	1'39.451	254,1	14:18'28.073
12	27.617	22.197	27.267	22.206	1'39.287	251,7	14:20'07.360
13	27.582	21.991	27.122	22.148	1'38.843	253,5	14:21'46.203
14	27.699	22.025	27.635	22.086	1'39.445	252,9	14:23'25.648
15	27.578	22.026	27.264	22.155	1'39.023	254,1	14:25'04.671
16	27.671	22.196	27.702	22.003	1'39.572	257,1	14:26'44.243
17	27.576	22.051	27.397	22.278	1'39.302	254,7	14:28'23.545
18	27.462	22.084	27.329	22.118	1'38.993	252,9	14:30'02.538
19	27.437	22.041	27.303	22.192	1'38.973	252,3	14:31'41.511
20	27.634	22.277	27.328	22.338	1'39.577	252,3	14:33'21.088
21	27.874	22.121	27.454	22.218	1'39.667	252,3	14:35'00.755

Race Time 34'48.135

RET 7 C. DAVIES (1'36.544)							
Lap	Seg.1	Seg.2	Seg.3	Seg.4	Lap Time	km/h	Local Time
1		22.349	26.427	21.583	1'44.454	272,7	14:01'57.074
2	27.198	21.721	26.406	21.507	1'36.832	272,0	14:03'33.906
3	27.026	21.654	26.271	21.593	1'36.544	272,0	14:05'10.450
4	27.080	21.641	26.512	21.761	1'36.994	272,0	14:06'47.444

Race Time 6'34.824

RET 91 L. HASLAM (1'36.194)							
Lap	Seg.1	Seg.2	Seg.3	Seg.4	Lap Time	km/h	Local Time
1		22.054	26.416	21.536	1'43.280	267,3	14:01'55.900
2	26.961	21.759	26.222	21.521	1'36.463	264,7	14:03'32.363
3	26.878	21.761	26.098	21.457	1'36.194	267,3	14:05'08.557

Race Time 4'55.937

13/06/2021

P = Pits In/Out - C = Lap Time Cancelled

These data/results cannot be reproduced, stored and/or transmitted in whole or in part by any manner of electronic, mechanical, photocopying, recording, broadcasting or otherwise now known or herein after developed without the previous express consent by the copyright owner, except for reproduction in daily press and regular printed publications on sale to the public within 60 days of the event related to those data/results and always provided that copyright symbol appears together as follows below.

© DORNA WSBK ORGANIZATION Srl 2021