

Pirelli Made in Italy Emilia-Romagna Round, 11-13 June 2021 Chronological Analysis Free Practice 1st Session

Misano Circuit Sic 58.4.226m

1 / 4

1° 54 T. RAZGATLIOGLU (1'34.848)							
Lap	Seg.1	Seg.2	Seg.3	Seg.4	Lap Time	km/h	Local Time
1					10:30'10.926		
2	43.228	22.656	27.286	22.559	1'55.729P	260,9	10:32'06.655
3	27.365	21.884	26.202	22.036	1'37.487	272,7	10:33'44.142
4	26.547	21.838	25.998	21.847	1'36.230	264,1	10:35'20.372
5	26.581	21.664	25.841	21.619	1'35.705	268,7	10:36'56.077
6	26.703	21.698	25.917	21.538	1'35.856	266,7	10:38'31.933
7	26.685	21.593	25.820	21.468	1'35.566	267,3	10:40'07.499
8	26.737	21.581	25.824	21.532	1'35.674	264,1	10:41'43.173
9	27.189	23.767	27.363	11'17.250	12'35.569P	256,5	10:54'18.742
10	44.590	22.067	25.930	21.524	1'54.111P	267,3	10:56'12.853
11	26.509	21.652	25.947	21.493	1'35.601	264,7	10:57'48.454
12	26.626	21.641	25.738	21.426	1'35.431	269,3	10:59'23.885
13	28.129	22.607	28.118	6'27.059	7'45.913P	244,9	11:07'09.798
14	44.731	23.215	26.949	21.526	1'56.421P	259,0	11:09'06.219
15	26.470	21.561	26.320	21.622	1'35.973	268,7	11:10'42.192
16	26.361	21.560	25.672	21.255	1'34.848	268,7	11:12'17.040
17	30.109	21.540	26.077	21.719	1'39.445C	269,3	11:13'56.485
18	26.499	21.450	25.567	21.484	1'35.000	270,0	11:15'31.485

4° 7 C. DAVIES (1'35.391)							
Lap	Seg.1	Seg.2	Seg.3	Seg.4	Lap Time	km/h	Local Time
1					10:30'52.995		
2	43.171	23.657	27.831	22.824	1'57.483P	264,1	10:32'50.478
3	28.294	22.357	26.566	22.308	1'39.525	268,0	10:34'30.003
4	27.143	22.084	26.196	21.948	1'37.371	268,0	10:36'07.374
5	27.285	21.916	26.479	21.890	1'37.570	268,0	10:37'44.944
6	27.058	21.825	26.391	21.922	1'37.196	268,7	10:39'22.140
7	27.064	21.588	26.665	21.569	1'36.886	268,7	10:40'59.026
8	28.664	24.540	27.853	7'58.398	9'19.455P	254,1	10:50'18.481
9	42.147	22.357	26.640	22.041	1'53.185P	264,7	10:52'11.666
10	26.969	22.211	26.146	21.643	1'36.969	268,0	10:53'48.635
11	26.920	21.571	26.402	21.573	1'36.466	266,0	10:55'25.101
12	26.990	24.438	27.057	22.492	1'40.977	267,3	10:57'06.078
13	30.295	21.966	27.604	7'02.082	8'21.947CP	262,1	11:05'28.025
14	41.738	22.213	26.627	21.614	1'52.192P	266,0	11:07'20.217
15	26.614	21.526	25.964	21.287	1'35.391	270,7	11:08'55.608
16	26.584	24.132	28.833	22.228	1'41.777	210,9	11:10'37.385
17	26.726	21.571	25.939	21.584	1'35.820	269,3	11:12'13.205
18	28.320	21.673	26.536	29.218	1'45.747	270,0	11:13'58.952
19	26.814	21.493	26.104	21.374	1'35.785	269,3	11:15'34.737

2° 21 M. RINALDI (1'34.902)							
Lap	Seg.1	Seg.2	Seg.3	Seg.4	Lap Time	km/h	Local Time
1					10:30'56.634		
2	47.854	23.870	27.550	23.430	2'02.704P	266,7	10:32'59.338
3	27.048	21.915	26.409	21.773	1'37.145	271,4	10:34'36.483
4	26.879	21.779	26.279	21.662	1'36.599	272,0	10:36'13.082
5	26.726	21.617	26.222	21.379	1'35.944	270,0	10:37'49.026
6	26.554	21.515	26.044	21.405	1'35.518	273,4	10:39'24.544
7	28.303	22.872	27.734	5'25.733	6'44.642P	266,7	10:46'09.186
8	42.365	22.248	26.785	21.834	1'53.232P	268,7	10:48'02.418
9	26.789	21.520	26.232	21.558	1'36.099	271,4	10:49'38.517
10	26.719	21.439	25.931	21.361	1'35.450	272,7	10:51'13.967
11	26.690	21.344	26.027	21.333	1'35.394	272,0	10:52'49.361
12	28.848	22.699	27.541	8'46.286	10'05.374P	266,0	11:02'54.735
13	42.336	22.048	26.440	21.620	1'52.444P	270,0	11:04'47.179
14	26.487	21.380	25.908	21.460	1'35.235C	272,0	11:06'22.414
15	26.451	21.292	25.980	21.233	1'34.956	272,0	11:07'57.370
16	26.618	22.884	27.726	21.955	1'39.183	264,1	11:09'36.553
17	26.496	21.325	25.838	21.307	1'34.966	270,7	11:11'11.519
18	26.496	21.313	25.860	21.233	1'34.902	271,4	11:12'46.421

5° 47 A. BASSANI (1'35.549)							
Lap	Seg.1	Seg.2	Seg.3	Seg.4	Lap Time	km/h	Local Time
1					10:30'13.859		
2	46.108	23.482	27.788	22.800	2'00.178P	266,7	10:32'14.037
3	27.632	22.089	26.761	21.997	1'38.479	269,3	10:33'52.516
4	27.274	21.943	26.570	21.676	1'37.463	270,7	10:35'29.979
5	27.032	21.711	26.379	21.668	1'36.790	271,4	10:37'06.769
6	27.022	21.702	26.321	21.572	1'36.617	270,0	10:38'43.386
7	26.964	21.736	26.210	21.717	1'36.627	272,7	10:40'20.013
8	27.319	21.637	26.395	21.825	1'37.176	273,4	10:41'57.189
9	30.506	22.431	26.628	7'22.217	8'41.782P	267,3	10:50'38.971
10	42.948	22.445	27.070	22.207	1'54.670P	265,4	10:52'33.641
11	26.839	21.745	26.283	21.567	1'36.434	267,3	10:54'10.075
12	26.800	21.589	26.203	21.573	1'36.165	269,3	10:55'46.240
13	26.777	21.544	26.157	21.475	1'35.953	268,7	10:57'22.193
14	28.947	23.295	27.225	4'37.283	5'56.750CP	265,4	11:03'18.943
15	43.304	22.928	27.555	21.989	1'55.776P	265,4	11:05'14.719
16	26.514	21.555	26.153	21.523	1'35.745	268,0	11:06'50.464
17	26.543	21.580	25.987	21.439	1'35.549	268,0	11:08'26.013
18	26.680	21.501	26.125	21.481	1'35.787	269,3	11:10'01.800
19	32.322	24.270	27.255	22.160	1'46.007C	264,7	11:11'47.807
20	26.696	21.663	26.296	21.573	1'36.228	268,0	11:13'24.035
21	26.885	21.802	26.380	21.929	1'36.996	270,0	11:15'01.031

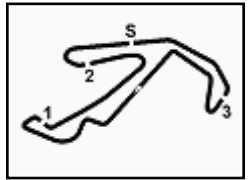
3° 31 G. GERLOFF (1'34.923)							
Lap	Seg.1	Seg.2	Seg.3	Seg.4	Lap Time	km/h	Local Time
1					10:30'14.830		
2	47.549	23.084	27.694	22.342	2'00.669P	264,7	10:32'15.499
3	27.455	22.055	26.566	21.682	1'37.758	267,3	10:33'53.227
4	27.097	21.993	26.331	21.548	1'36.969	268,0	10:35'30.226
5	27.432	21.702	26.289	36.280	1'51.703P	269,3	10:37'21.929
6	44.386	21.767	26.885	21.838	1'54.876P	264,7	10:39'16.805
7	26.749	21.764	26.109	22.054	1'36.676	266,7	10:40'53.481
8	26.650	21.761	26.109	21.458	1'35.978	266,7	10:42'29.459
9	27.039	21.849	26.191	8'50.680	10'05.759P	265,4	10:52'35.218
10	48.326	22.828	26.786	21.886	1'59.826P	262,1	10:54'35.044
11	26.743	21.769	26.610	21.611	1'36.733	263,4	10:56'11.777
12	26.666	21.704	26.236	21.450	1'36.056	266,7	10:57'47.833
13	26.620	21.702	26.113	21.378	1'35.813	266,7	10:59'23.646
14	26.559	21.636	25.973	21.632	1'35.800	265,4	11:00'59.446
15	26.834	21.557	26.067	21.471	1'35.929	266,0	11:02'35.375
16	27.282	21.843	26.587	6'18.111	7'33.823P	265,4	11:10'09.198
17	52.134	27.548	26.859	21.832	2'08.373P	264,7	11:12'17.571
18	26.407	21.438	25.844	21.234	1'34.923	267,3	11:13'52.494
19	26.443	21.441	25.850	21.204	1'34.938	266,7	11:15'27.432

6° 53 T. RABAT (1'35.651)							
Lap	Seg.1	Seg.2	Seg.3	Seg.4	Lap Time	km/h	Local Time
1					10:30'05.950		
2	43.658	23.841	27.860	22.712	1'58.071P	267,3	10:32'04.021
3	28.137	22.458	27.472	22.811	1'40.878	267,3	10:33'44.899
4	27.358	21.757	26.694	21.698	1'37.507	272,7	10:35'22.406
5	27.141	21.766	26.682	21.574	1'37.163	272,0	10:36'59.569
6	27.021	21.882	26.437	21.551	1'36.891	271,4	10:38'36.460
7	26.918	21.701	26.361	21.584	1'36.564	270,7	10:40'13.024
8	27.068	21.691	26.425	21.532	1'36.716	270,7	10:41'49.740
9	26.895	21.739	26.547	21.740	1'36.921	270,0	10:43'26.661
10	26.925	21.701	26.375	21.660	1'36.661	270,0	10:45'03.322
11	29.447	22.670	28.220	6'30.290	7'50.627P	258,4	10:52'53.949
12	42.350	22.346	26.662	21.707	1'53.065P	266,0	10:54'47.014
13	31.305	22.089	26.698	21.633	1'41.725C	268,0	10:56'28.739
14	26.882	21.554	26.151	21.437	1'36.024	268,0	10:58'04.763

11/06/2021 P = Pits In/Out - C = Lap Time Cancelled

These data/results cannot be reproduced, stored and/or transmitted in whole or in part by any manner of electronic, mechanical, photocopying, recording, broadcasting or otherwise now known or herein after developed without the previous express consent by the copyright owner, except for reproduction in daily press and regular printed publications on sale to the public within 60 days of the event related to those data/results and always provided that copyright symbol appears together as follows below.

© DORNA WSBK ORGANIZATION Srl 2021



Pirelli Made in Italy Emilia-Romagna Round, 11-13 June 2021 Chronological Analysis Free Practice 1st Session

Misano Circuit Sic 58 4.226 m

2 / 4

15	26.630	21.569	26.349	21.460	1'36.008	269,3	10:59'40.771	14	26.747	21.679	26.181	21.627	1'36.234	268,7	11:11'27.239
16	26.544	21.551	26.352	21.323	1'35.770	268,7	11:01'16.541	15	26.641	21.672	26.187	21.528	1'36.028	270,0	11:13'03.267
17	26.606	21.564	26.257	21.310	1'35.737	270,7	11:02'52.278	16	26.894	21.585	26.136	21.600	1'36.215	270,7	11:14'39.482
18	26.693	21.493	26.304	21.499	1'35.989	270,7	11:04'28.267	17	26.608	21.614	26.044	21.543	1'35.809	273,4	11:16'15.291
19	26.668	21.541	26.265	21.454	1'35.928	269,3	11:06'04.195								
20	26.622	21.497	26.317	21.431	1'35.867	269,3	11:07'40.062								
21	26.612	21.474	26.339	21.306	1'35.731	268,7	11:09'15.793								
22	31.888	25.256	26.450	21.387	1'44.981C	270,0	11:11'00.774								
23	26.686	21.425	26.210	21.330	1'35.651	270,7	11:12'36.425								
24	26.747	22.281	26.780	21.455	1'37.263	267,3	11:14'13.688								
25	26.695	21.493	26.205	21.306	1'35.699	272,7	11:15'49.387								

10° 60 M. VAN DER MARK (1'35.831)							
Lap	Seg.1	Seg.2	Seg.3	Seg.4	Lap Time	km/h	Local Time
1		23.512	27.315	22.265	264,7	10:31'55.526	
2	27.794	22.170	26.590	21.990	1'38.544	268,0	10:33'34.070
3	27.290	22.029	26.371	22.076	1'37.766	267,3	10:35'11.836
4	27.150	21.842	26.336	21.939	1'37.267	266,7	10:36'49.103
5	28.696	21.724	26.398	21.744	1'38.562C	269,3	10:38'27.665
6	27.227	21.726	26.188	21.729	1'36.870	270,7	10:40'04.535
7	28.028	23.477	26.277	34.760	1'52.542P	269,3	10:41'57.077
8	8'28.248	22.036	26.181	21.876	9'38.341P	265,4	10:51'35.418
9	26.979	21.729	26.228	21.810	1'36.746	266,7	10:53'12.164
10	27.079	21.774	26.108	21.853	1'36.814	266,0	10:54'48.978
11	26.878	21.807	26.151	21.943	1'36.779	266,7	10:56'25.757
12	27.025	22.003	29.107	21.765	1'39.900	260,2	10:58'05.657
13	26.927	21.692	26.339	21.914	1'36.872	268,7	10:59'42.529
14	29.424	22.905	26.701	35.193	1'54.223CP	263,4	11:01'36.752
15	4'36.116	22.241	26.172	21.738	5'46.267P	266,0	11:07'23.019
16	26.738	21.683	26.002	21.757	1'36.180	268,0	11:08'59.199
17	26.703	21.694	25.978	21.677	1'36.052	266,0	11:10'35.251
18	30.194	23.140	27.656	21.665	1'42.655C	269,3	11:12'17.906
19	26.730	21.710	26.110	21.600	1'36.150	269,3	11:13'54.056
20	26.804	21.533	25.919	21.575	1'35.831	268,7	11:15'29.887

7° 91 L. HASLAM (1'35.733)							
Lap	Seg.1	Seg.2	Seg.3	Seg.4	Lap Time	km/h	Local Time
1		23.191	27.434	22.723	265,4	10:31'51.488	
2	28.102	21.960	26.811	22.085	1'38.958	268,0	10:33'30.446
3	27.439	22.013	26.612	22.040	1'38.104	265,4	10:35'08.550
4	27.313	21.663	31.107	21.785	1'41.868	213,4	10:36'50.418
5	27.042	21.607	26.468	21.610	1'36.727	267,3	10:38'27.145
6	27.050	21.673	26.220	21.596	1'36.539	265,4	10:40'03.684
7	31.393	22.640	27.032	39.053	2'00.118P	265,4	10:42'03.802
8	14'30.237	24.485	29.921	21.795	15'46.438P	233,8	10:57'50.240
9	26.984	21.884	26.259	21.752	1'36.879	266,7	10:59'27.119
10	26.954	21.755	26.021	21.573	1'36.303	266,0	11:01'03.422
11	26.838	21.731	27.136	24.784	1'40.489	264,7	11:02'43.911
12	26.995	21.896	26.024	37.254	1'52.169P	267,3	11:04'36.080
13	7'14.460	22.157	26.813	22.827	8'26.257P	260,2	11:13'02.337
14	26.712	21.678	25.844	21.871	1'36.105C	268,0	11:14'38.442
15	26.795	21.613	25.876	21.449	1'35.733	266,7	11:16'14.175

11° 22 A. LOWES (1'35.914)							
Lap	Seg.1	Seg.2	Seg.3	Seg.4	Lap Time	km/h	Local Time
1		22.682	27.615	22.221	264,1	10:31'51.733	
2	27.468	21.631	26.178	21.627	1'36.904	268,7	10:33'28.637
3	27.209	21.599	33.537	21.627	1'43.972C	182,1	10:35'12.609
4	27.022	21.511	26.360	21.641	1'36.534	272,7	10:36'49.143
5	27.279	21.605	26.240	21.495	1'36.619	268,0	10:38'25.762
6	26.958	21.466	26.105	21.385	1'35.914	268,7	10:40'01.676
7	26.872	21.417	26.211	21.498	1'35.998	268,7	10:41'37.674
8	33.245	22.413	27.448	37.297	2'00.403CP	262,1	10:43'38.077
9	6'53.290	22.130	26.573	25.702	8'07.695P	268,0	10:51'45.772
10	27.011	21.702	27.319	21.815	1'37.847	266,7	10:53'23.619
11	27.105	21.506	26.261	21.803	1'36.675	268,7	10:55'00.294
12	27.025	21.564	26.274	21.609	1'36.472	270,0	10:56'36.766
13	26.993	21.670	26.125	21.726	1'36.514	269,3	10:58'13.280
14	27.102	21.486	26.204	21.547	1'36.339	269,3	10:59'49.619
15	27.007	21.481	26.927	39.643	1'55.058P	269,3	11:01'44.677
16	6'27.208	22.487	27.241	21.989	7'38.925P	265,4	11:09'23.602
17	26.893	21.652	26.224	21.552	1'36.321	269,3	11:10'59.923
18	26.759	21.649	25.998	21.694	1'36.100	268,7	11:12'36.023
19	26.906	21.689	26.145	21.608	1'36.348	268,0	11:14'12.371
20	26.938	21.482	26.173	21.527	1'36.120	268,7	11:15'48.491

8° 1 J. REA (1'35.789)							
Lap	Seg.1	Seg.2	Seg.3	Seg.4	Lap Time	km/h	Local Time
1		23.296	27.382	22.560	265,4	10:31'50.207	
2	27.226	21.978	26.299	21.752	1'37.255	267,3	10:33'27.462
3	26.859	21.638	27.207	34.819	1'50.523P	265,4	10:35'17.985
4	6'35.624	22.377	26.691	21.966	7'46.658P	266,7	10:43'04.643
5	27.184	22.362	26.594	33.094	1'49.234P	267,3	10:44'53.877
6	5'20.772	22.389	26.740	33.241	6'43.142P	266,0	10:51'37.019
7	9'03.485	22.300	44.185	22.502	10'32.472P	100,8	11:02'09.491
8	26.898	21.871	26.308	21.771	1'36.848	269,3	11:03'46.339
9	26.896	21.780	26.708	23.200	1'38.584	273,4	11:05'24.923
10	26.872	21.607	26.024	21.630	1'36.133	268,0	11:07'01.056
11	26.794	21.602	26.030	21.509	1'35.935	267,3	11:08'36.991
12	35.938	24.213	27.640	23.151	1'50.942	262,1	11:10'27.933
13	26.768	21.578	26.006	21.474	1'35.826	270,0	11:12'03.759
14	26.731	21.616	25.946	21.519	1'35.812	267,3	11:13'39.571
15	26.700	21.454	26.109	21.526	1'35.789	268,7	11:15'15.360

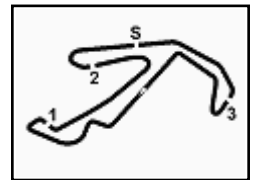
9° 19 A. BAUTISTA (1'35.809)							
Lap	Seg.1	Seg.2	Seg.3	Seg.4	Lap Time	km/h	Local Time
1		22.920	27.813	22.472	270,7	10:32'11.730	
2	27.713	22.062	26.903	21.976	1'38.654	270,7	10:33'50.384
3	27.098	22.055	26.846	21.832	1'37.831	270,0	10:35'28.215
4	27.070	21.783	26.485	21.707	1'37.045	272,0	10:37'05.260
5	26.944	21.751	26.348	21.663	1'36.706	273,4	10:38'41.966
6	27.068	21.837	26.389	21.736	1'37.030	273,4	10:40'18.996
7	26.909	21.773	26.779	21.794	1'37.255	270,0	10:41'56.251
8	31.131	22.534	27.744	35.830	1'57.239P	257,1	10:43'53.490
9	18'19.370	22.223	26.675	21.874	19'30.142P	268,7	11:03'23.632
10	26.921	21.807	26.244	21.685	1'36.657	271,4	11:05'00.289
11	26.897	22.055	26.508	21.738	1'37.198	270,7	11:06'37.487
12	26.869	21.785	26.644	21.699	1'36.997	269,3	11:08'14.484
13	26.765	21.823	26.315	21.618	1'36.521	269,3	11:09'51.005

12° 45 S. REDDING (1'35.985)							
Lap	Seg.1	Seg.2	Seg.3	Seg.4	Lap Time	km/h	Local Time
1							10:30'32.234
2	43.691	23.684	27.583	22.649	1'57.607P	265,4	10:32'29.841
3	27.512	22.459	26.386	21.760	1'38.117	267,3	10:34'07.958
4	26.824	21.575	26.019	21.576	1'35.994C	269,3	10:35'43.952
5	26.880	21.497	25.899	6'36.717	7'50.993P	268,0	10:43'34.945
6	43.251	22.529	26.657	21.894	1'54.331P	264,1	10:45'29.276
7	26.931	21.644	26.027	21.583	1'36.185C	266,0	10:47'05.461
8	27.247	21.783	26.088	21.562	1'36.680	264,7	10:48'42.141
9	26.780	21.620	26.148	21.466	1'36.014	264,7	10:50'18.155
10	26.685	21.500	25.930	21.521	1'35.636C	264,1	10:51'53.791

11/06/2021 P = Pits In/Out - C = Lap Time Cancelled

These data/results cannot be reproduced, stored and/or transmitted in whole or in part by any manner of electronic, mechanical, photocopying, recording, broadcasting or otherwise now known or herein after developed without the previous express consent by the copyright owner, except for reproduction in daily press and regular printed publications on sale to the public within 60 days of the event related to those data/results and always provided that copyright symbol appears together as follows below.

© DORNA WSBK ORGANIZATION Srl 2021



Pirelli Made in Italy Emilia-Romagna Round, 11-13 June 2021 Chronological Analysis Free Practice 1st Session

Misano Circuit Sic 58 4.226 m

3 / 4

13° 44 L. MAHIAS (1'36.168)								16° 94 J. FOLGER (1'36.409)							
Lap	Seg.1	Seg.2	Seg.3	Seg.4	Lap Time	km/h	Local Time	Lap	Seg.1	Seg.2	Seg.3	Seg.4	Lap Time	km/h	Local Time
1		27.441	28.565	35.340		255,9	10:32'10.975	1		23.806	28.631	23.082		261,5	10:32'03.390
2	9'17.308	22.910	29.483	22.693	10'32.394P	257,1	10:42'43.369	2	28.229	24.866	26.893	22.235	1'42.223	269,3	10:33'45.613
3	30.580	25.221	27.842	34.815	1'58.458CP	255,3	10:44'41.827	3	27.529	22.097	26.953	21.863	1'38.442	267,3	10:35'24.055
4	7'39.305	22.149	26.885	22.007	8'50.346P	263,4	10:53'32.173	4	28.519	22.207	26.516	21.868	1'39.110C	268,0	10:37'03.165
5	27.536	21.986	26.581	21.692	1'37.795	261,5	10:55'09.968	5	27.339	22.012	26.496	21.940	1'37.787	268,0	10:38'40.952
6	29.968	22.078	26.589	21.801	1'40.436C	259,6	10:56'50.404	6	27.752	24.300	26.946	21.884	1'40.882	270,7	10:40'21.834
7	30.510	22.053	26.267	21.722	1'40.552C	263,4	10:58'30.956	7	28.115	22.171	27.141	35.770	1'53.197CP	267,3	10:42'15.031
8	27.052	21.917	26.534	21.942	1'37.445	262,1	11:00'08.401	8	8'17.427	22.166	26.472	24.139	9'30.204P	266,0	10:51'45.235
9	27.047	22.057	26.340	21.710	1'37.154	260,9	11:01'45.555	9	27.122	21.935	26.449	21.643	1'37.149	267,3	10:53'22.384
10	30.476	23.131	27.907	35.301	1'56.815CP	253,5	11:03'42.370	10	30.545	21.944	32.166	24.221	1'48.876C	240,0	10:55'11.260
11	3'32.820	24.333	26.625	21.760	4'45.538P	262,8	11:08'27.908	11	29.261	22.311	28.188	21.839	1'41.599C	256,5	10:56'52.859
12	26.741	21.674	26.149	21.604	1'36.168	263,4	11:10'04.076	12	27.261	21.719	26.308	21.674	1'36.962	268,0	10:58'29.821
13	26.907	21.792	26.365	21.742	1'36.806	263,4	11:11'40.882	13	28.786	22.376	26.750	35.874	1'53.786P	268,0	11:00'23.607
14	26.839	21.917	26.252	21.712	1'36.720	262,1	11:13'17.602	14	7'06.893	22.353	26.531	21.877	8'17.654P	266,7	11:08'41.261
15	27.061	21.730	26.285	21.524	1'36.600	262,1	11:14'54.202	15	27.028	21.742	26.382	26.868	1'42.020	268,7	11:10'23.281
16	33.799	24.640	28.796	36.951	2'04.186CP	233,8	11:16'58.388	16	26.907	21.738	26.149	21.615	1'36.409	268,7	11:11'59.690
								17	29.070	24.815	31.503	22.248	1'47.636	220,0	11:13'47.326
								18	26.976	21.717	26.072	21.683	1'36.448	268,0	11:15'23.774

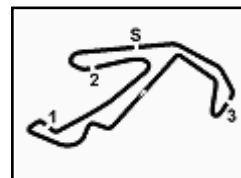
14° 66 T. SYKES (1'36.231)								17° 55 A. LOCATELLI (1'36.418)							
Lap	Seg.1	Seg.2	Seg.3	Seg.4	Lap Time	km/h	Local Time	Lap	Seg.1	Seg.2	Seg.3	Seg.4	Lap Time	km/h	Local Time
1		24.076	28.261	23.093		264,1	10:33'11.403	1							10:30'16.598
2	27.632	22.791	26.992	22.238	1'39.653	266,7	10:34'51.056	2	48.769	23.935	28.178	22.659	2'03.541P	246,6	10:32'20.139
3	26.968	21.907	26.369	21.824	1'37.068	268,7	10:36'28.124	3	27.724	22.297	26.792	22.108	1'38.921	265,4	10:33'59.060
4	26.941	22.298	26.866	22.236	1'38.341	263,4	10:38'06.465	4	27.207	22.077	26.809	21.781	1'37.874	265,4	10:35'36.934
5	26.646	21.887	26.136	21.635	1'36.304	267,3	10:39'42.769	5	27.109	21.876	26.440	21.785	1'37.210	264,7	10:37'14.144
6	26.642	21.809	26.274	21.680	1'36.405	268,0	10:41'19.174	6	26.841	21.771	26.600	21.658	1'36.870	264,7	10:38'51.014
7	26.729	21.751	26.139	21.615	1'36.234	268,0	10:42'55.408	7	26.910	21.739	26.624	21.722	1'36.996	266,0	10:40'28.010
8	27.408	22.342	27.409	35.375	1'52.534P	266,0	10:44'47.942	8	26.810	21.797	26.579	21.731	1'36.917	266,0	10:42'04.927
9	9'38.247	22.535	31.040	22.081	10'53.903P	259,0	10:55'41.845	9	27.017	21.740	26.465	21.743	1'36.965	266,0	10:43'41.892
10	26.980	21.920	26.953	21.968	1'37.821	265,4	10:57'19.666	10	27.949	22.815	27.760	6'27.543	7'46.067P	257,8	10:51'27.959
11	28.317	22.155	26.489	22.743	1'39.704	266,7	10:58'59.370	11	45.988	22.280	27.081	21.777	1'57.126P	265,4	10:53'25.085
12	26.846	21.737	26.693	34.250	1'49.526P	265,4	11:00'48.896	12	26.864	21.796	26.504	22.033	1'37.197	266,0	10:55'02.282
13	7'56.696	22.646	28.000	21.767	9'09.109P	259,0	11:09'58.005	13	27.223	21.814	26.920	21.690	1'37.647	266,0	10:56'39.929
14	26.838	21.883	25.923	21.667	1'36.311	267,3	11:11'34.316	14	28.332	22.271	27.832	6'40.582	7'59.017P	255,9	11:04'38.946
15	26.653	22.340	27.426	29.311	1'45.730	259,6	11:13'20.046	15	49.782	22.188	27.055	21.715	2'00.740P	264,1	11:06'39.686
16	26.836	21.749	25.959	21.687	1'36.231	268,0	11:14'56.277	16	26.686	21.740	26.501	21.610	1'36.537	266,0	11:08'16.223
17	28.309	23.876	26.699	22.378	1'41.262	268,0	11:16'37.539	17	26.748	21.662	26.476	21.532	1'36.418	266,7	11:09'52.641
								18	26.718	21.688	26.276	21.741	1'36.423	266,7	11:11'29.064
								19	26.678	21.729	26.471	21.584	1'36.462	265,4	11:13'05.526
								20	26.791	21.746	26.602	21.564	1'36.703	266,0	11:14'42.229
								21	26.885	21.761	26.531	21.577	1'36.754	266,7	11:16'18.983

15° 3 K. NOZANE (1'36.288)								18° 50 E. LAVERTY (1'36.883)							
Lap	Seg.1	Seg.2	Seg.3	Seg.4	Lap Time	km/h	Local Time	Lap	Seg.1	Seg.2	Seg.3	Seg.4	Lap Time	km/h	Local Time
1							10:30'04.499	1							10:32'03.092
2	44.558	24.107	27.752	22.816	1'59.233P	264,1	10:32'03.732	2	28.283	22.594	27.583	36.478	1'54.938P	261,5	10:33'58.030
3	28.106	22.594	27.228	22.905	1'40.833	262,8	10:33'44.565	3	3'26.849	23.081	30.252	22.643	4'42.825P	217,7	10:38'40.855
4	26.963	21.937	26.259	21.778	1'36.937	267,3	10:35'21.502	4	27.596	22.050	26.543	22.211	1'38.400	270,0	10:40'19.255
5	27.030	22.019	26.359	21.771	1'37.179	265,4	10:36'58.681	5	27.422	21.985	26.482	21.931	1'37.820	271,4	10:41'57.075
6	26.997	24.021	26.526	21.725	1'39.269	265,4	10:38'37.950	6	27.364	21.898	26.397	37.714	1'53.373P	268,7	10:43'50.448
7	27.099	21.984	26.298	21.810	1'37.191	265,4	10:40'15.141	7	7'44.656	23.911	27.107	22.314	8'57.988P	264,7	10:52'48.436
8	28.714	22.710	30.393	14'00.423	15'22.240P	173,1	10:55'37.381	8	27.374	21.908	26.570	22.185	1'38.037	266,0	10:54'26.473
9	45.436	22.736	26.910	22.070	1'57.152P	261,5	10:57'34.533	9	27.341	22.078	26.460	21.986	1'37.865	267,3	10:56'04.338
10	27.289	22.021	26.462	21.742	1'37.514	263,4	10:59'12.047	10	27.216	21.803	26.311	21.914	1'37.244	267,3	10:57'41.582
11	26.860	22.083	27.917	22.539	1'39.399	263,4	11:00'51.446	11	29.597	22.188	27.321	35.543	1'54.649CP	266,0	10:59'36.231
12	26.940	21.965	26.503	21.811	1'37.219	264,1	11:02'28.665	12	6'28.785	22.843	27.168	22.325	7'41.121P	265,4	11:07'17.352
13	26.997	21.859	26.409	21.621	1'36.886	264,7	11:04'05.551	13	27.163	21.856	26.330	21.945	1'37.294	268,0	11:08'54.646
14	31.016	23.250	27.930	4'10.543	5'32.739CP	247,7	11:09'38.290	14	27.076	21.749	26.318	21.825	1'36.968	267,3	11:10'31.614
15	47.190	23.053	26.808	21.743	1'58.794P	262,8	11:11'37.084	15	27.063	21.714	26.252	21.854	1'36.883	267,3	11:12'08.497
16	26.818	21.790	26.067	21.613	1'36.288	265,4	11:13'13.372	16	27.085	21.743	26.298	21.796	1'36.922	268,0	11:13'45.419
17	34.735	22.213	26.431	21.679	1'45.058C	265,4	11:14'58.430								
18	27.368	22.058	26.528	21.720	1'37.674	264,7	11:16'36.104								

11/06/2021 P = Pits In/Out - C = Lap Time Cancelled

These data/results cannot be reproduced, stored and/or transmitted in whole or in part by any manner of electronic, mechanical, photocopying, recording, broadcasting or otherwise now known or herein after developed without the previous express consent by the copyright owner, except for reproduction in daily press and regular printed publications on sale to the public within 60 days of the event related to those data/results and always provided that copyright symbol appears together as follows below.

© DORNA WSBK ORGANIZATION Srl 2021


Pirelli Made in Italy Emilia-Romagna Round, 11-13 June 2021
Chronological Analysis Free Practice 1st Session

Misano Circuit Sic 58 4.226 m

4 / 4

17	27.158	21.708	26.275	21.820	1'36.961	269,3	11:15'22.380	17	27.230	22.293	26.927	22.054	1'38.504	259,6	11:11'17.165
18								18	29.810	26.142	33.591	36.301	2'05.844CP	163,9	11:13'23.009

19° 32 I. VINALES (1'36.914)							
Lap	Seg.1	Seg.2	Seg.3	Seg.4	Lap Time	km/h	Local Time
1		23.436	28.348	23.257		261,5	10:31'55.305
2	28.569	22.411	27.279	22.375	1'40.634	265,4	10:33'35.939
3	27.716	22.346	27.047	22.060	1'39.169	264,7	10:35'15.108
4	27.515	22.192	26.846	22.103	1'38.656	264,7	10:36'53.764
5	30.495	22.124	27.050	40.142	1'59.811CP	263,4	10:38'53.575
6	4'12.363	22.811	27.437	25.496	5'28.107P	262,1	10:44'21.682
7	27.382	22.362	26.793	22.103	1'38.640	258,4	10:46'00.322
8	27.301	22.057	26.596	21.857	1'37.811	264,1	10:47'38.133
9	27.204	22.102	26.618	21.887	1'37.811	264,1	10:49'15.944
10	27.489	25.580	27.558	40.131	2'00.758P	259,0	10:51'16.702
11	9'38.283	22.809	27.071	22.339	10'50.502P	261,5	11:02'07.204
12	27.567	22.224	26.646	21.958	1'38.395	264,1	11:03'45.599
13	27.254	21.923	26.623	21.813	1'37.613	266,0	11:05'23.212
14	27.068	22.162	27.961	21.664	1'38.855	263,4	11:07'02.067
15	26.987	21.886	26.429	21.612	1'36.914	265,4	11:08'38.981
16	27.894	22.375	26.985	38.494	1'55.748P	262,1	11:10'34.729
17	3'41.025	22.144	26.986	27.177	4'57.332P	264,1	11:15'32.061

22° 84 L. CRESSON (1'39.881)							
Lap	Seg.1	Seg.2	Seg.3	Seg.4	Lap Time	km/h	Local Time
1		23.359	28.900	36.123		252,9	10:32'25.091
2	3'50.913	23.044	28.069	23.103	5'05.129P	257,8	10:37'30.220
3	28.890	22.599	27.785	23.032	1'42.306	260,9	10:39'12.526
4	28.155	22.516	27.930	22.615	1'41.216	259,6	10:40'53.742
5	27.959	22.532	27.594	22.536	1'40.621	256,5	10:42'34.363
6	28.087	22.342	27.683	22.498	1'40.610	259,6	10:44'14.973
7	32.384	24.868	27.414	22.230	1'46.896	257,8	10:46'01.869
8	28.011	22.375	27.315	22.342	1'40.043	260,2	10:47'41.912
9	27.775	22.440	27.565	22.450	1'40.230	259,0	10:49'22.142
10	28.692	23.662	28.035	34.426	1'54.815P	257,1	10:51'16.957
11	11'12.351	23.964	28.794	25.323	12'30.432P	253,5	11:03'47.389
12	28.400	22.549	27.545	22.287	1'40.981	260,2	11:05'28.370
13	27.990	22.523	27.442	22.518	1'40.473	258,4	11:07'08.843
14	31.001	29.724	30.353	22.683	1'53.761C	260,2	11:09'02.604
15	27.898	22.581	27.428	22.615	1'40.522	260,2	11:10'43.126
16	27.961	22.407	27.361	22.292	1'40.021	260,2	11:12'23.147
17	28.002	22.272	27.349	22.258	1'39.881	261,5	11:14'03.028
18	28.221	22.341	27.343	22.287	1'40.192	260,2	11:15'43.220

20° 23 C. PONSSON (1'37.305)							
Lap	Seg.1	Seg.2	Seg.3	Seg.4	Lap Time	km/h	Local Time
1							10:30'00.840
2	45.434	24.559	28.520	23.163	2'01.676P	257,1	10:32'02.516
3	30.221	22.639	27.184	22.572	1'42.616	264,7	10:33'45.132
4	27.694	22.756	26.781	21.951	1'39.182C	265,4	10:35'24.314
5	27.639	22.197	26.673	22.071	1'38.580	264,1	10:37'02.894
6	27.833	22.354	26.632	22.065	1'38.884	266,7	10:38'41.778
7	27.547	22.278	26.403	21.871	1'38.099	266,7	10:40'19.877
8	27.232	22.282	26.211	21.912	1'37.637	266,7	10:41'57.514
9	29.179	23.701	27.480	8'22.499	9'42.859P	250,6	10:51'40.373
10	44.796	23.724	27.244	22.483	1'58.247P	262,1	10:53'38.620
11	27.441	22.336	26.742	22.091	1'38.610	265,4	10:55'17.230
12	27.422	22.420	26.880	22.153	1'38.875	264,7	10:56'56.105
13	28.088	22.319	27.013	23.409	1'40.829	264,7	10:58'36.934
14	27.430	22.307	26.596	22.131	1'38.464	263,4	11:00'15.398
15	27.320	22.080	26.664	21.902	1'37.966	266,0	11:01'53.364
16	30.531	24.348	27.359	5'07.314	6'29.552CP	257,8	11:08'22.916
17	47.870	24.348	28.141	22.699	2'03.058P	257,1	11:10'25.974
18	27.356	22.105	26.509	21.782	1'37.752	264,7	11:12'03.726
19	27.077	22.062	26.316	21.850	1'37.305	266,0	11:13'41.031
20	27.262	21.964	26.471	21.865	1'37.562	264,7	11:15'18.593

21° 76 S. CAVALIERI (1'38.411)							
Lap	Seg.1	Seg.2	Seg.3	Seg.4	Lap Time	km/h	Local Time
1		24.331	28.581	23.564		257,1	10:32'24.479
2	28.238	22.636	27.421	22.372	1'40.667	258,4	10:34'05.146
3	28.291	23.830	27.056	22.195	1'41.372	260,9	10:35'46.518
4	27.409	22.270	26.905	22.247	1'38.831	260,9	10:37'25.349
5	27.266	22.323	26.914	22.063	1'38.566	257,8	10:39'03.915
6	27.219	22.266	26.919	22.154	1'38.558	257,8	10:40'42.473
7	30.823	24.231	35.896	22.900	1'53.850	187,2	10:42'36.323
8	27.465	22.271	27.059	22.230	1'39.025	259,0	10:44'15.348
9	30.044	23.104	32.744	37.110	2'03.002P	170,9	10:46'18.350
10	12'01.614	23.652	27.292	22.340	13'14.898P	258,4	10:59'33.248
11	27.294	22.169	26.865	22.148	1'38.476	259,6	11:01'11.724
12	27.268	22.400	26.984	22.174	1'38.826	260,2	11:02'50.550
13	30.513	23.310	27.836	22.466	1'44.125C	258,4	11:04'34.675
14	27.445	22.421	26.916	22.098	1'38.880	260,2	11:06'13.555
15	27.118	22.130	26.952	22.211	1'38.411	259,0	11:07'51.966
16	29.894	25.536	27.817	23.448	1'46.695	255,9	11:09'38.661

11/06/2021 P = Pits In/Out - C = Lap Time Cancelled

These data/results cannot be reproduced, stored and/or transmitted in whole or in part by any manner of electronic, mechanical, photocopying, recording, broadcasting or otherwise now known or herein after developed without the previous express consent by the copyright owner, except for reproduction in daily press and regular printed publications on sale to the public within 60 days of the event related to those data/results and always provided that copyright symbol appears together as follows below.

© DORNA WSBK ORGANIZATION Srl 2021

