



Pirelli Made in Italy Emilia-Romagna Round, 11-13 June 2021

Results Free Practice 2nd Session

Misano Circuit Sic 58 4.226 m

1 / 3

No.	Rider	Nat	Team	Bike	Class	Time	Gap	Rel.	Laps	Speed	
										Avg	Max
1	21 M. RINALDI	ITA	Aruba.it Racing - Ducati	Ducati Panigale V4 R		<b>1'34.334</b>			17	161,274	<b>272,7</b>
2	22 A. LOWES	GBR	Kawasaki Racing Team WorldSBK	Kawasaki ZX-10RR		<b>1'34.628</b>	0.294	0.294	21	160,773	<b>272,7</b>
3	1 J. REA	GBR	Kawasaki Racing Team WorldSBK	Kawasaki ZX-10RR		<b>1'34.848</b>	0.514	0.220	21	160,400	<b>268,7</b>
4	54 T. RAZGATLIOGLU	TUR	Pata Yamaha with BRIXX WorldSBK	Yamaha YZF R1		<b>1'34.909</b>	0.575	0.061	22	160,297	<b>270,0</b>
5	45 S. REDDING	GBR	Aruba.it Racing - Ducati	Ducati Panigale V4 R		<b>1'35.076</b>	0.742	0.167	13	160,015	<b>272,0</b>
6	19 A. BAUTISTA	ESP	Team HRC	Honda CBR1000 RR-R		<b>1'35.202</b>	0.868	0.126	16	159,803	<b>272,0</b>
7	66 T. SYKES	GBR	BMW Motorrad WorldSBK Team	BMW M 1000 RR		<b>1'35.232</b>	0.898	0.030	18	159,753	<b>268,7</b>
8	47 A. BASSANI	ITA	Motocorsa Racing	Ducati Panigale V4 R	IND	<b>1'35.287</b>	0.953	0.055	19	159,661	<b>273,4</b>
9	91 L. HASLAM	GBR	Team HRC	Honda CBR1000 RR-R		<b>1'35.328</b>	0.994	0.041	16	159,592	<b>267,3</b>
10	44 L. MAHIAS	FRA	Kawasaki Puccetti Racing	Kawasaki ZX-10RR	IND	<b>1'35.383</b>	1.049	0.055	9	159,500	<b>266,7</b>
11	31 G. GERLOFF	USA	GRT Yamaha WorldSBK Team	Yamaha YZF R1	IND	<b>1'35.396</b>	1.062	0.013	20	159,478	<b>267,3</b>
12	7 C. DAVIES	GBR	Team GoEleven	Ducati Panigale V4 R	IND	<b>1'35.531</b>	1.197	0.135	20	159,253	<b>269,3</b>
13	53 T. RABAT	ESP	Barni Racing Team	Ducati Panigale V4 R	IND	<b>1'35.614</b>	1.280	0.083	21	159,115	<b>270,7</b>
14	60 M. VAN DER MARK	NED	BMW Motorrad WorldSBK Team	BMW M 1000 RR		<b>1'35.896</b>	1.562	0.282	18	158,647	<b>269,3</b>
15	50 E. LAVERTY	IRL	RC Squadra Corse	BMW M 1000 RR	IND	<b>1'35.927</b>	1.593	0.031	17	158,596	<b>271,4</b>
16	94 J. FOLGER	GER	Bonovo MGM Racing	BMW M 1000 RR	IND	<b>1'36.010</b>	1.676	0.083	19	158,458	<b>270,0</b>
17	3 K. NOZANE	JPN	GRT Yamaha WorldSBK Team	Yamaha YZF R1	IND	<b>1'36.044</b>	1.710	0.034	19	158,402	<b>268,0</b>
18	55 A. LOCATELLI	ITA	Pata Yamaha with BRIXX WorldSBK	Yamaha YZF R1		<b>1'36.182</b>	1.848	0.138	20	158,175	<b>266,0</b>
19	32 I. VINALES	ESP	Orelac Racing VerdNatura	Kawasaki ZX-10RR	IND	<b>1'36.340</b>	2.006	0.158	16	157,916	<b>266,0</b>
20	23 C. PONSSON	FRA	Alstare Yamaha	Yamaha YZF R1	IND	<b>1'36.966</b>	2.632	0.626	21	156,896	<b>265,4</b>
21	76 S. CAVALIERI	ITA	TPR Team Pedercini Racing	Kawasaki ZX-10RR	IND	<b>1'37.211</b>	2.877	0.245	18	156,501	<b>262,1</b>
22	84 L. CRESSON	BEL	TPR Team Pedercini Racing	Kawasaki ZX-10RR	IND	<b>1'39.235</b>	4.901	2.024	18	153,309	<b>262,8</b>

Qualifying Lap Time (107% of 1'34.334): 1'40.938

AIR	Humidity:	52%	Temp:	28°C
TRACK	Condition:	Dry	Temp:	46°C

Records	Pole	(SP2)	2018 T.Sykes	1'33.640	162,470	Km/h
	Race	(RC2)	2015 J.Rea	1'34.720	160,620	Km/h
	All Times	(SP2)	2018 T.Sykes	1'33.640	162,470	Km/h

Start 11/06/2021 15:00  
End 15:48

The results are provisional until the end of the time limit for protests and appeals and the completion of the technical checks.

These data/results cannot be reproduced, stored and/or transmitted in whole or in part by any manner of electronic, mechanical, photocopying, recording, broadcasting or otherwise now known or herein after developed without the previous express consent by the copyright owner, except for reproduction in daily press and regular printed publications on sale to the public within 60 days of the event related to those data/results and always provided that copyright symbol appears together as follows below.

© DORNA WSBK ORGANIZATION Srl 2021



Pirelli Made in Italy Emilia-Romagna Round, 11-13 June 2021  
Results Free Practice 2nd Session

Misano Circuit Sic 58 4.226 m  
2 / 3

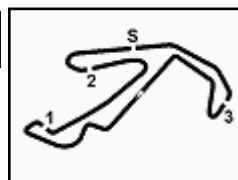
Session Highlights

Local Time	No. Rider	Description
14.55.00	45 S. REDDING	is not allowed to enter the track for the first 20 minutes
15.00.00		Start
15.00.02		WorldSBK Pit Intervention Time: 1m 6secs
15.05.15	60 M. VAN DER MARK	Current Lap Cancelled - Exceeded Track Limits - Turn 1
15.05.16	94 J. FOLGER	Current Lap Cancelled - Exceeded Track Limits - Turn 1
15.07.00	23 C. PONSSON	Current Lap Cancelled - Exceeded Track Limits - Turn 1
15.07.03	91 L. HASLAM	Current Lap Cancelled - Exceeded Track Limits - Turn 1
15.08.38	60 M. VAN DER MARK	Current Lap Cancelled - Exceeded Track Limits - Turn 1
15.08.49	32 I. VINALES	Current Lap Cancelled - Exceeded Track Limits - Turn 1
15.10.18	66 T. SYKES	Lap Cancelled (1'35.610) - Exceeded Track Limits - Turn 11
15.10.20	94 J. FOLGER	Current Lap Cancelled - Exceeded Track Limits - Turn 1
15.10.37	44 L. MAHIAS	Crashed - Turn 16
15.10.53	54 T. RAZGATLIOGLU	Lap Cancelled (1'37.654) - Exceeded Track Limits - Turn 11
15.12.04	47 A. BASSANI	Current Lap Cancelled - Exceeded Track Limits - Turn 1
15.12.05	7 C. DAVIES	Lap Cancelled (1'35.783) - Exceeded Track Limits - Turn 16
15.12.10	3 K. NOZANE	Current Lap Cancelled - Exceeded Track Limits - Turn 1
15.12.19	76 S. CAVALIERI	Current Lap Cancelled - Exceeded Track Limits - Turn 1
15.24.01	94 J. FOLGER	Current Lap Cancelled - Exceeded Track Limits - Turn 1
15.24.10	22 A. LOWES	Lap Cancelled (1'34.992) - Exceeded Track Limits - Turn 16
15.26.27	53 T. RABAT	Current Lap Cancelled - Exceeded Track Limits - Turn 1
15.28.54	94 J. FOLGER	Current Lap Cancelled - Exceeded Track Limits - Turn 1
15.29.20	84 L. CRESSON	Current Lap Cancelled - Exceeded Track Limits - Turn 1
15.31.49	47 A. BASSANI	Lap Cancelled (1'35.247) - Exceeded Track Limits - Turn 16
15.34.28	76 S. CAVALIERI	Current Lap Cancelled - Exceeded Track Limits - Turn 1
15.36.44	47 A. BASSANI	Lap Cancelled (1'35.993) - Exceeded Track Limits - Turn 16
15.38.22	22 A. LOWES	Lap Cancelled (7'00.849) - Exceeded Track Limits - Turn 11
15.38.34	1 J. REA	Current Lap Cancelled - Exceeded Track Limits - Turn 1
15.39.03	47 A. BASSANI	Current Lap Cancelled - Exceeded Track Limits - Turn 1
15.39.08	31 G. GERLOFF	Lap Cancelled (1'35.440) - Exceeded Track Limits - Turn 11
15.39.51	60 M. VAN DER MARK	Current Lap Cancelled - Exceeded Track Limits - Turn 1
15.39.54	3 K. NOZANE	Current Lap Cancelled - Exceeded Track Limits - Turn 1
15.40.02	91 L. HASLAM	Current Lap Cancelled - Exceeded Track Limits - Turn 1
15.40.08	7 C. DAVIES	Crashed - Turn 14
15.40.42	7 C. DAVIES	Re-joined
15.40.48	53 T. RABAT	Crashed - Turn 14
15.40.49	32 I. VINALES	Current Lap Cancelled - Exceeded Track Limits - Turn 1
15.41.38	94 J. FOLGER	Current Lap Cancelled - Exceeded Track Limits - Turn 1
15.42.53	19 A. BAUTISTA	Crashed - Turn 4
15.43.06	60 M. VAN DER MARK	Current Lap Cancelled - Exceeded Track Limits - Turn 1
15.43.08	3 K. NOZANE	Current Lap Cancelled - Exceeded Track Limits - Turn 1
15.44.53	19 A. BAUTISTA	Re-joined
15.45.14	54 T. RAZGATLIOGLU	Technical Problem - Turn 5
15.46.30	21 M. RINALDI	Lap Cancelled (1'36.009) - Art. 1.23.2 (Yellow Flag)
15.46.48	54 T. RAZGATLIOGLU	Lap Cancelled (1'35.251) - Art. 1.23.2 (Yellow Flag)
15.47.09	22 A. LOWES	Lap Cancelled (1'35.338) - Art. 1.23.2 (Yellow Flag)
15.47.33	60 M. VAN DER MARK	Lap Cancelled (1'38.544) - Art. 1.23.2 (Yellow Flag)
15.47.55	3 K. NOZANE	Lap Cancelled (1'38.904) - Art. 1.23.2 (Yellow Flag)
15.48.21	23 C. PONSSON	Lap Cancelled (1'43.998) - Exceeded Track Limits - Turn 11
15.48.34	55 A. LOCATELLI	Lap Cancelled (1'46.438) - Exceeded Track Limits - Turn 11
15.48.47		End Of Session

Start 11/06/2021 15:00 End 15:48 The results are provisional until the end of the time limit for protests and appeals and the completion of the technical checks.

These data/results cannot be reproduced, stored and/or transmitted in whole or in part by any manner of electronic, mechanical, photocopying, recording, broadcasting or otherwise now known or herein after developed without the previous express consent by the copyright owner, except for reproduction in daily press and regular printed publications on sale to the public within 60 days of the event related to those data/results and always provided that copyright symbol appears together as follows below.

© DORNA WSBK ORGANIZATION Srl 2021



**Pirelli Made in Italy Emilia-Romagna Round, 11-13 June 2021**  
**Results Free Practice 2nd Session**

Misano Circuit Sic 58 4.226 m

3 / 3

**Fastest Laps Sequence**

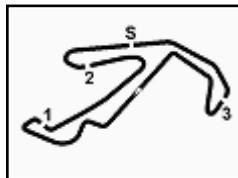
No.	Rider	Nat	Team	Bike	Local Time	Time	Gap	Avg
60	M. VAN DER MARK	NED	BMW Motorrad WorldSBK Team	BMW M 1000 RR	15:03'29.191	<b>1'37.503</b>		156,032
94	J. FOLGER	GER	Bonovo MGM Racing	BMW M 1000 RR	15:03'29.352	<b>1'37.006</b>	-0.497	156,832
19	A. BAUTISTA	ESP	Team HRC	Honda CBR1000 RR-R	15:03'37.338	<b>1'36.662</b>	-0.344	157,390
31	G. GERLOFF	USA	GRT Yamaha WorldSBK Team	Yamaha YZF R1	15:03'38.041	<b>1'35.883</b>	-0.779	158,668
22	A. LOWES	GBR	Kawasaki Racing Team WorldSBK	Kawasaki ZX-10RR	15:03'38.098	<b>1'35.387</b>	-0.496	159,493
22	A. LOWES	GBR	Kawasaki Racing Team WorldSBK	Kawasaki ZX-10RR	15:06'51.548	<b>1'35.217</b>	-0.170	159,778
1	J. REA	GBR	Kawasaki Racing Team WorldSBK	Kawasaki ZX-10RR	15:07'06.149	<b>1'35.166</b>	-0.051	159,864
1	J. REA	GBR	Kawasaki Racing Team WorldSBK	Kawasaki ZX-10RR	15:08'41.310	<b>1'35.161</b>	-0.005	159,872
21	M. RINALDI	ITA	Aruba.it Racing - Ducati	Ducati Panigale V4 R	15:14'37.180	<b>1'35.037</b>	-0.124	160,081
21	M. RINALDI	ITA	Aruba.it Racing - Ducati	Ducati Panigale V4 R	15:25'17.999	<b>1'34.597</b>	-0.440	160,825
21	M. RINALDI	ITA	Aruba.it Racing - Ducati	Ducati Panigale V4 R	15:26'52.333	<b>1'34.334</b>	-0.263	161,274

11/06/2021      Start      End      The results are provisional until the end of the time limit for protests and appeals  
 15:00      15:48      and the completion of the technical checks.

These data/results cannot be reproduced, stored and/or transmitted in whole or in part by any manner of electronic, mechanical, photocopying, recording, broadcasting or otherwise now known or herein after developed without the previous express consent by the copyright owner, except for reproduction in daily press and regular printed publications on sale to the public within 60 days of the event related to those data/results and always provided that copyright symbol appears together as follows below.

© DORNA WSBK ORGANIZATION Srl 2021





## Pirelli Made in Italy Emilia-Romagna Round, 11-13 June 2021

### Free Practices Combined Results after FP2

Misano Circuit Sic 58 4.226 m

No.	Rider	Nat	Team	Bike	Class	FP1	FP2	FP3	Time	Gap	Rel.	Avg	LL
1	<b>21 M. RINALDI</b>	ITA	Aruba.it Racing - Ducati	Ducati Panigale V4 R		1'34.902	<b>1'34.334</b>		<b>1'34.334</b>			161,274	34
2	<b>22 A. LOWES</b>	GBR	Kawasaki Racing Team WorldSBK	Kawasaki ZX-10RR		1'35.914	<b>1'34.628</b>		<b>1'34.628</b>	0.294	0.294	160,773	40
3	<b>54 T. RAZGATLIOGLU</b>	TUR	Pata Yamaha with BRIXX WorldSBK	Yamaha YZF R1		<b>1'34.848</b>	1'34.909		<b>1'34.848</b>	0.514	0.220	160,400	39
4	<b>1 J. REA</b>	GBR	Kawasaki Racing Team WorldSBK	Kawasaki ZX-10RR		1'35.789	<b>1'34.848</b>		<b>1'34.848</b>	0.514		160,400	35
5	<b>31 G. GERLOFF</b>	USA	GRT Yamaha WorldSBK Team	Yamaha YZF R1	IND	<b>1'34.923</b>	1'35.396		<b>1'34.923</b>	0.589	0.075	160,273	38
6	<b>45 S. REDDING</b>	GBR	Aruba.it Racing - Ducati	Ducati Panigale V4 R		1'35.985	<b>1'35.076</b>		<b>1'35.076</b>	0.742	0.153	160,015	23
7	<b>19 A. BAUTISTA</b>	ESP	Team HRC	Honda CBR1000 RR-R		1'35.809	<b>1'35.202</b>		<b>1'35.202</b>	0.868	0.126	159,803	32
8	<b>66 T. SYKES</b>	GBR	BMW Motorrad WorldSBK Team	BMW M 1000 RR		1'36.231	<b>1'35.232</b>		<b>1'35.232</b>	0.898	0.030	159,753	34
9	<b>47 A. BASSANI</b>	ITA	Motocorsa Racing	Ducati Panigale V4 R	IND	1'35.549	<b>1'35.287</b>		<b>1'35.287</b>	0.953	0.055	159,661	39
10	<b>91 L. HASLAM</b>	GBR	Team HRC	Honda CBR1000 RR-R		1'35.733	<b>1'35.328</b>		<b>1'35.328</b>	0.994	0.041	159,592	30
11	<b>44 L. MAHIAS</b>	FRA	Kawasaki Puccetti Racing	Kawasaki ZX-10RR	IND	1'36.168	<b>1'35.383</b>		<b>1'35.383</b>	1.049	0.055	159,500	24
12	<b>7 C. DAVIES</b>	GBR	Team GoEleven	Ducati Panigale V4 R	IND	<b>1'35.391</b>	1'35.531		<b>1'35.391</b>	1.057	0.008	159,487	38
13	<b>53 T. RABAT</b>	ESP	Barni Racing Team	Ducati Panigale V4 R	IND	1'35.651	<b>1'35.614</b>		<b>1'35.614</b>	1.280	0.223	159,115	45
14	<b>60 M. VAN DER MARK</b>	NED	BMW Motorrad WorldSBK Team	BMW M 1000 RR		<b>1'35.831</b>	1'35.896		<b>1'35.831</b>	1.497	0.217	158,754	37
15	<b>50 E. LAVERTY</b>	IRL	RC Squadra Corse	BMW M 1000 RR	IND	1'36.883	<b>1'35.927</b>		<b>1'35.927</b>	1.593	0.096	158,596	33
16	<b>94 J. FOLGER</b>	GER	Bonovo MGM Racing	BMW M 1000 RR	IND	1'36.409	<b>1'36.010</b>		<b>1'36.010</b>	1.676	0.083	158,458	36
17	<b>3 K. NOZANE</b>	JPN	GRT Yamaha WorldSBK Team	Yamaha YZF R1	IND	1'36.288	<b>1'36.044</b>		<b>1'36.044</b>	1.710	0.034	158,402	36
18	<b>55 A. LOCATELLI</b>	ITA	Pata Yamaha with BRIXX WorldSBK	Yamaha YZF R1		1'36.418	<b>1'36.182</b>		<b>1'36.182</b>	1.848	0.138	158,175	40
19	<b>32 I. VINALES</b>	ESP	Orelac Racing VerdNatura	Kawasaki ZX-10RR	IND	1'36.914	<b>1'36.340</b>		<b>1'36.340</b>	2.006	0.158	157,916	32
20	<b>23 C. PONSSON</b>	FRA	Alstare Yamaha	Yamaha YZF R1	IND	1'37.305	<b>1'36.966</b>		<b>1'36.966</b>	2.632	0.626	156,896	40
21	<b>76 S. CAVALIERI</b>	ITA	TPR Team Pedercini Racing	Kawasaki ZX-10RR	IND	1'38.411	<b>1'37.211</b>		<b>1'37.211</b>	2.877	0.245	156,501	35
22	<b>84 L. CRESSON</b>	BEL	TPR Team Pedercini Racing	Kawasaki ZX-10RR	IND	1'39.881	<b>1'39.235</b>		<b>1'39.235</b>	4.901	2.024	153,309	35

11/06/2021

These data/results cannot be reproduced, stored and/or transmitted in whole or in part by any manner of electronic, mechanical, photocopying, recording, broadcasting or otherwise now known or herein after developed without the previous express consent by the copyright owner, except for reproduction in daily press and regular printed publications on sale to the public within 60 days of the event related to those data/results and always provided that copyright symbol appears together as follows below.

© DORNA WSBK ORGANIZATION Srl 2021

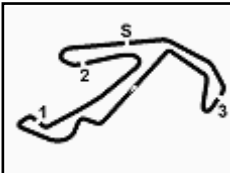
PIRELLI PERUGIA TIMING



Official Tyre Supplier



Official Timekeeper



## Pirelli Made in Italy Emilia-Romagna Round, 11-13 June 2021 Best Sectors & Speed Free Practice 2nd Session

Misano Circuit Sic 58 4.226 m

BEST LAP			
1	21 M. RINALDI	Ducati Panigale V4 R	1'34.334
2	22 A. LOWES	Kawasaki ZX-10RR	1'34.628
3	1 J. REA	Kawasaki ZX-10RR	1'34.848
4	54 T. RAZGATLIOGLU	Yamaha YZF R1	1'34.909
5	45 S. REDDING	Ducati Panigale V4 R	1'35.076
6	19 A. BAUTISTA	Honda CBR1000 RR-R	1'35.202
7	66 T. SYKES	BMW M 1000 RR	1'35.232
8	47 A. BASSANI	Ducati Panigale V4 R	1'35.287
9	91 L. HASLAM	Honda CBR1000 RR-R	1'35.328
10	44 L. MAHIAS	Kawasaki ZX-10RR	1'35.383
11	31 G. GERLOFF	Yamaha YZF R1	1'35.396
12	7 C. DAVIES	Ducati Panigale V4 R	1'35.531
13	53 T. RABAT	Ducati Panigale V4 R	1'35.614
14	60 M. VAN DER MARK	BMW M 1000 RR	1'35.896
15	50 E. LAVERTY	BMW M 1000 RR	1'35.927
16	94 J. FOLGER	BMW M 1000 RR	1'36.010
17	3 K. NOZANE	Yamaha YZF R1	1'36.044
18	55 A. LOCATELLI	Yamaha YZF R1	1'36.182
19	32 I. VINALES	Kawasaki ZX-10RR	1'36.340
20	23 C. PONSSON	Yamaha YZF R1	1'36.966
21	76 S. CAVALIERI	Kawasaki ZX-10RR	1'37.211
22	84 L. CRESSON	Kawasaki ZX-10RR	1'39.235

SPEED			
1	47 A. BASSANI	Ducati Panigale V4 R	273.4
2	21 M. RINALDI	Ducati Panigale V4 R	272.7
3	22 A. LOWES	Kawasaki ZX-10RR	272.7
4	19 A. BAUTISTA	Honda CBR1000 RR-R	272.0
5	45 S. REDDING	Ducati Panigale V4 R	272.0
6	50 E. LAVERTY	BMW M 1000 RR	271.4
7	53 T. RABAT	Ducati Panigale V4 R	270.7
8	54 T. RAZGATLIOGLU	Yamaha YZF R1	270.0
9	94 J. FOLGER	BMW M 1000 RR	270.0
10	60 M. VAN DER MARK	BMW M 1000 RR	269.3
11	7 C. DAVIES	Ducati Panigale V4 R	269.3
12	66 T. SYKES	BMW M 1000 RR	268.7
13	1 J. REA	Kawasaki ZX-10RR	268.7
14	3 K. NOZANE	Yamaha YZF R1	268.0
15	31 G. GERLOFF	Yamaha YZF R1	267.3
16	91 L. HASLAM	Honda CBR1000 RR-R	267.3
17	44 L. MAHIAS	Kawasaki ZX-10RR	266.7
18	32 I. VINALES	Kawasaki ZX-10RR	266.0
19	55 A. LOCATELLI	Yamaha YZF R1	266.0
20	23 C. PONSSON	Yamaha YZF R1	265.4
21	84 L. CRESSON	Kawasaki ZX-10RR	262.8
22	76 S. CAVALIERI	Kawasaki ZX-10RR	262.1

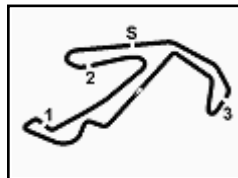
SEG. 1		SEG. 2		SEG. 3		SEG. 4		
1	21 M. RINALDI	26.332	1	21 M. RINALDI	21.184	1	21 M. RINALDI	21.061
2	1 J. REA	26.355	2	22 A. LOWES	21.256	2	22 A. LOWES	21.149
3	47 A. BASSANI	26.359	3	45 S. REDDING	21.290	3	21 M. RINALDI	21.234
4	54 T. RAZGATLIOGLU	26.406	4	1 J. REA	21.363	4	19 A. BAUTISTA	21.247
5	31 G. GERLOFF	26.425	5	31 G. GERLOFF	21.397	5	91 L. HASLAM	21.247
6	22 A. LOWES	26.449	6	54 T. RAZGATLIOGLU	21.409	6	60 M. VAN DER MARK	21.282
7	19 A. BAUTISTA	26.471	7	19 A. BAUTISTA	21.446	7	66 T. SYKES	21.322
8	53 T. RABAT	26.475	8	94 J. FOLGER	21.446	8	45 S. REDDING	21.341
9	66 T. SYKES	26.488	9	47 A. BASSANI	21.457	9	1 J. REA	21.344
10	45 S. REDDING	26.493	10	7 C. DAVIES	21.462	10	7 C. DAVIES	21.362
11	44 L. MAHIAS	26.502	11	66 T. SYKES	21.464	11	47 A. BASSANI	21.382
12	91 L. HASLAM	26.506	12	53 T. RABAT	21.474	12	31 G. GERLOFF	21.390
13	7 C. DAVIES	26.524	13	50 E. LAVERTY	21.525	13	44 L. MAHIAS	21.397
14	55 A. LOCATELLI	26.628	14	60 M. VAN DER MARK	21.547	14	50 E. LAVERTY	21.430
15	3 K. NOZANE	26.665	15	91 L. HASLAM	21.604	15	3 K. NOZANE	21.453
16	60 M. VAN DER MARK	26.666	16	55 A. LOCATELLI	21.620	16	3 K. NOZANE	21.516
17	50 E. LAVERTY	26.746	17	44 L. MAHIAS	21.626	17	50 E. LAVERTY	21.532
18	94 J. FOLGER	26.783	18	32 I. VINALES	21.691	18	32 I. VINALES	21.544
19	32 I. VINALES	26.799	19	3 K. NOZANE	21.730	19	60 M. VAN DER MARK	21.638
20	76 S. CAVALIERI	26.835	20	23 C. PONSSON	21.832	20	23 C. PONSSON	21.753
21	23 C. PONSSON	26.889	21	76 S. CAVALIERI	21.997	21	76 S. CAVALIERI	21.753
22	84 L. CRESSON	27.635	22	84 L. CRESSON	22.195	22	84 L. CRESSON	22.160

11/06/2021

These data/results cannot be reproduced, stored and/or transmitted in whole or in part by any manner of electronic, mechanical, photocopying, recording, broadcasting or otherwise now known or herein after developed without the previous express consent by the copyright owner, except for reproduction in daily press and regular printed publications on sale to the public within 60 days of the event related to those data/results and always provided that copyright symbol appears together as follows below.

© DORNA WSBK ORGANIZATION Srl 2021





## Pirelli Made in Italy Emilia-Romagna Round, 11-13 June 2021

### Ideal Times Free Practice 2nd Session

Misano Circuit Sic 58 4.226 m

No.	Rider	Nat	Bike	Seg. 1	Seg. 2	Seg. 3	Seg. 4	Ideal Time		
				Diff. 1	Diff. 2	Diff. 3	Diff. 4	Best Lap	Pos.	Diff.
1	21 M. RINALDI	ITA	Ducati Panigale V4 R	<b>26.332</b>	<b>21.184</b> +0.025	25.683 +0.049	<b>21.061</b>	<b>1'34.260</b> 1'34.334	1	0.074
2	22 A. LOWES	GBR	Kawasaki ZX-10RR	26.449	21.256 +0.008	25.644	21.149 +0.122	<b>1'34.498</b> 1'34.628	2	0.130
3	54 T. RAZGATLIOGLU	TUR	Yamaha YZF R1	26.406 +0.063	21.409	<b>25.604</b> +0.029	21.341 +0.057	<b>1'34.760</b> 1'34.909	4	0.149
4	1 J. REA	GBR	Kawasaki ZX-10RR	26.355 +0.002	21.363 +0.021	25.845 +0.004	21.234 +0.024	<b>1'34.797</b> 1'34.848	3	0.051
5	45 S. REDDING	GBR	Ducati Panigale V4 R	26.493	21.290 +0.115	25.843 +0.088	21.247	<b>1'34.873</b> 1'35.076	5	0.203
6	47 A. BASSANI	ITA	Ducati Panigale V4 R	26.359	21.457 +0.052	25.877 +0.199	21.322 +0.021	<b>1'35.015</b> 1'35.287	8	0.272
7	31 G. GERLOFF	USA	Yamaha YZF R1	26.425 +0.083	21.397 +0.071	25.914 +0.134	21.344 +0.028	<b>1'35.080</b> 1'35.396	11	0.316
8	19 A. BAUTISTA	ESP	Honda CBR1000 RR-R	26.471 +0.002	21.446 +0.029	25.779 +0.085	21.390	<b>1'35.086</b> 1'35.202	6	0.116
9	66 T. SYKES	GBR	BMW M 1000 RR	26.488 +0.051	21.464	25.832	21.382 +0.015	<b>1'35.166</b> 1'35.232	7	0.066
10	7 C. DAVIES	GBR	Ducati Panigale V4 R	26.524 +0.159	21.462 +0.070	25.877 +0.077	21.362	<b>1'35.225</b> 1'35.531	12	0.306
11	44 L. MAHIAS	FRA	Kawasaki ZX-10RR	26.502	21.626 +0.037	25.951	21.247 +0.020	<b>1'35.326</b> 1'35.383	10	0.057
12	91 L. HASLAM	GBR	Honda CBR1000 RR-R	26.506	21.604	25.821	21.397	<b>1'35.328</b> 1'35.328	9	
13	53 T. RABAT	ESP	Ducati Panigale V4 R	26.475 +0.144	21.474 +0.017	26.175 +0.047	21.282	<b>1'35.406</b> 1'35.614	13	0.208
14	60 M. VAN DER MARK	NED	BMW M 1000 RR	26.666 +0.043	21.547 +0.160	25.827	21.638 +0.015	<b>1'35.678</b> 1'35.896	14	0.218
15	55 A. LOCATELLI	ITA	Yamaha YZF R1	26.628 +0.185	21.620 +0.264	26.055	21.430	<b>1'35.733</b> 1'36.182	18	0.449
16	94 J. FOLGER	GER	BMW M 1000 RR	26.783 +0.056	21.446	26.082 +0.101	21.453 +0.089	<b>1'35.764</b> 1'36.010	16	0.246
17	50 E. LAVERTY	IRL	BMW M 1000 RR	26.746 +0.027	21.525 +0.005	25.982 +0.110	21.532	<b>1'35.785</b> 1'35.927	15	0.142
18	3 K. NOZANE	JPN	Yamaha YZF R1	26.665	21.730 +0.090	26.023	21.516 +0.020	<b>1'35.934</b> 1'36.044	17	0.110
19	32 I. VINALES	ESP	Kawasaki ZX-10RR	26.799	21.691	26.251	21.544 +0.055	<b>1'36.285</b> 1'36.340	19	0.055
20	23 C. PONSSON	FRA	Yamaha YZF R1	26.889 +0.089	21.832 +0.096	26.295	21.753 +0.012	<b>1'36.769</b> 1'36.966	20	0.197
21	76 S. CAVALIERI	ITA	Kawasaki ZX-10RR	26.835	21.997	26.626	21.753	<b>1'37.211</b> 1'37.211	21	
22	84 L. CRESSON	BEL	Kawasaki ZX-10RR	27.635 +0.102	22.195 +0.013	27.104 +0.025	22.160 +0.001	<b>1'39.094</b> 1'39.235	22	0.141
<b>Overall Ideal Time</b>				26.332	21.184	25.604	21.061	<b>1'34.181</b>		

11/06/2021

These data/results cannot be reproduced, stored and/or transmitted in whole or in part by any manner of electronic, mechanical, photocopying, recording, broadcasting or otherwise now known or herein after developed without the previous express consent by the copyright owner, except for reproduction in daily press and regular printed publications on sale to the public within 60 days of the event related to those data/results and always provided that copyright symbol appears together as follows below.

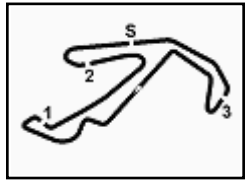
© DORNA WSBK ORGANIZATION Srl 2021

**FICR PERUGIA TIMING**


Official Tyre Supplier



Official Timekeeper



## Pirelli Made in Italy Emilia-Romagna Round, 11-13 June 2021 Chronological Analysis Free Practice 2nd Session

Misano Circuit Sic 58 4.226 m

1 / 4

1° 21 M. RINALDI (1'34.334)							
Lap	Seg.1	Seg.2	Seg.3	Seg.4	Lap Time	km/h	Local Time
1							15:00'52.299
2	43.128	22.859	29.387	7'06.819	8'42.193P	246,0	15:09'34.492
3	41.824	22.087	26.710	21.613	1'52.234P	268,0	15:11'26.726
4	26.551	21.450	26.038	21.378	1'35.417	270,0	15:13'02.143
5	26.396	21.422	26.023	21.196	1'35.037	270,0	15:14'37.180
6	26.643	22.455	27.339	5'58.748	7'15.185P	268,0	15:21'52.365
7	41.283	21.877	26.271	21.606	1'51.037P	269,3	15:23'43.402
8	26.471	21.259	25.793	21.074	1'34.597	270,7	15:25'17.999
9	<b>26.332</b>	21.209	25.732	<b>21.061</b>	<b>1'34.334</b>	<b>272,7</b>	15:26'52.333
10	26.653	24.539	29.644	21.578	1'42.414	267,3	15:28'34.747
11	26.530	21.371	25.993	21.232	1'35.126	270,7	15:30'09.873
12	26.575	21.281	26.017	21.292	1'35.165	272,0	15:31'45.038
13	28.440	22.741	29.735	4'24.021	5'44.937P	190,8	15:37'29.975
14	49.359	23.112	26.562	21.482	2'00.515P	268,0	15:39'30.490
15	26.459	21.287	26.124	22.139	1'36.009C	270,0	15:41'06.499
16	26.387	21.285	28.753	21.994	1'38.419	271,4	15:42'44.918
17	26.713	24.578	26.245	21.419	1'38.955	270,7	15:44'23.873
18	26.415	<b>21.184</b>	<b>25.683</b>	21.295	1'34.577	272,0	15:45'58.450

16	26.382	21.382	25.939	21.357	1'35.060	266,7	15:35'14.034
17	26.432	21.378	25.894	21.376	1'35.080	266,0	15:36'49.114
18	26.461	21.427	25.898	21.351	1'35.137	268,0	15:38'24.251
19	28.973	22.328	26.857	33.517	1'51.675CP	264,1	15:40'15.926
20	1'14.661	24.282	26.612	22.398	2'27.953P	266,7	15:42'43.879
21	27.330	23.495	26.113	21.617	1'38.555	266,0	15:44'22.434
22	26.493	22.781	26.344	24.082	1'39.700	267,3	15:46'02.134

2° 22 A. LOWES (1'34.628)							
Lap	Seg.1	Seg.2	Seg.3	Seg.4	Lap Time	km/h	Local Time
1		23.872	26.742	21.389		267,3	15:02'02.711
2	26.452	21.634	26.099	21.202	1'35.387	271,4	15:03'38.098
3	26.731	21.544	26.986	22.972	1'38.233	<b>272,7</b>	15:05'16.331
4	26.702	21.397	25.969	<b>21.149</b>	1'35.217	268,7	15:06'51.548
5	26.972	21.769	26.188	21.738	1'36.667	267,3	15:08'28.215
6	26.990	21.453	26.086	21.261	1'35.790	268,0	15:10'04.005
7	26.786	21.405	26.069	21.364	1'35.624	268,7	15:11'39.629
8	26.782	21.484	25.971	21.270	1'35.507	267,3	15:13'15.136
9	29.120	22.282	28.396	35.908	1'55.706P	236,8	15:15'10.842
10	4'55.843	22.280	26.541	21.586	6'06.250P	265,4	15:21'17.092
11	26.564	21.372	25.875	21.181	1'34.992C	268,7	15:22'52.084
12	26.476	21.276	26.010	21.318	1'35.080	267,3	15:24'27.164
13	26.625	21.392	26.017	21.459	1'35.493	268,7	15:26'02.657
14	26.764	21.547	26.143	21.288	1'35.742	268,0	15:27'38.399
15	26.711	21.406	26.027	21.389	1'35.533	268,0	15:29'13.932
16	28.033	21.717	27.205	36.828	1'53.783P	269,3	15:31'07.715
17	5'50.848	22.006	26.290	21.705	7'00.849CP	268,7	15:38'08.564
18	<b>26.449</b>	21.264	<b>25.644</b>	21.271	<b>1'34.628</b>	270,0	15:39'43.192
19	26.694	21.404	25.838	21.402	1'35.338C	270,7	15:41'18.530
20	26.542	21.323	25.880	21.259	1'35.004	268,7	15:42'53.534
21	26.722	<b>21.256</b>	25.898	21.322	1'35.198	269,3	15:44'28.732
22	26.595	21.340	25.926	21.299	1'35.160	270,7	15:46'03.892

4° 54 T. RAZGATLIOGLU (1'34.909)							
Lap	Seg.1	Seg.2	Seg.3	Seg.4	Lap Time	km/h	Local Time
1							15:00'18.308
2	44.765	23.207	27.147	22.055	1'57.174P	262,1	15:02'15.482
3	27.061	22.065	26.333	21.994	1'37.453	268,0	15:03'52.935
4	26.494	21.611	26.232	21.738	1'36.075	269,3	15:05'29.010
5	26.545	21.558	25.849	21.425	1'35.377	267,3	15:07'04.387
6	26.917	23.514	25.837	21.386	1'37.654C	<b>270,0</b>	15:08'42.041
7	26.566	21.572	25.666	21.372	1'35.176	268,0	15:10'17.217
8	26.731	21.790	29.876	8'32.680	9'51.077P	<b>270,0</b>	15:20'08.294
9	44.368	23.164	34.047	21.850	2'03.429P	113,6	15:22'11.723
10	26.711	21.942	25.803	21.437	1'35.893	265,4	15:23'47.616
11	<b>26.406</b>	21.667	25.703	21.469	1'35.245	266,7	15:25'22.861
12	26.552	21.517	25.660	21.430	1'35.159	268,0	15:26'58.020
13	26.528	21.521	25.682	21.343	1'35.074	266,7	15:28'33.094
14	26.518	21.576	25.734	21.432	1'35.260	266,7	15:30'08.354
15	26.469	<b>21.409</b>	25.633	21.398	<b>1'34.909</b>	268,0	15:31'43.263
16	26.793	21.578	25.676	21.432	1'35.479	266,0	15:33'18.742
17	26.515	21.456	25.746	<b>21.341</b>	1'35.058	266,0	15:34'53.800
18	26.495	21.513	25.679	21.377	1'35.064	266,7	15:36'28.864
19	26.627	21.626	26.052	21.464	1'35.769	267,3	15:38'04.633
20	26.653	21.558	25.674	21.507	1'35.392	268,0	15:39'40.025
21	26.490	21.486	25.767	21.508	1'35.251C	267,3	15:41'15.276
22	26.679	21.496	25.822	21.527	1'35.524	268,7	15:42'50.800
23	26.655	21.536	<b>25.604</b>	21.389	1'35.184	268,7	15:44'25.984

3° 1 J. REA (1'34.848)							
Lap	Seg.1	Seg.2	Seg.3	Seg.4	Lap Time	km/h	Local Time
1		22.430	27.364	21.778		264,7	15:02'19.091
2	26.611	21.766	26.065	21.420	1'35.862	267,3	15:03'54.953
3	26.914	21.736	26.087	21.293	1'36.030	267,3	15:05'30.983
4	26.562	21.420	<b>25.845</b>	21.339	1'35.166	267,3	15:07'06.149
5	26.522	<b>21.363</b>	25.863	21.413	1'35.161	267,3	15:08'41.310
6	28.167	21.563	26.023	21.348	1'37.101	268,0	15:10'18.411
7	26.622	21.423	26.034	33.108	1'47.187P	<b>268,7</b>	15:12'05.598
8	9'16.882	21.995	26.598	21.556	10'27.031P	263,4	15:22'32.629
9	26.547	21.442	26.113	21.583	1'35.685	264,7	15:24'08.314
10	26.450	21.437	25.929	21.319	1'35.135	266,0	15:25'43.449
11	26.357	21.384	25.849	21.258	<b>1'34.848</b>	266,7	15:27'18.297
12	<b>26.355</b>	21.372	26.086	21.298	1'35.111	266,0	15:28'53.408
13	26.434	21.400	25.889	<b>21.234</b>	1'34.957	268,0	15:30'28.365
14	26.529	21.516	25.970	21.506	1'35.521	266,7	15:32'03.886
15	26.425	21.398	25.848	21.417	1'35.088	266,7	15:33'38.974

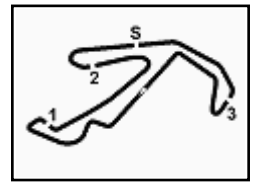
5° 45 S. REDDING (1'35.076)							
Lap	Seg.1	Seg.2	Seg.3	Seg.4	Lap Time	km/h	Local Time
1							15:20'08.953
2	42.604	22.546	26.470	21.953	1'53.573P	266,7	15:22'02.526
3	26.744	21.457	26.223	21.511	1'35.935	268,7	15:23'38.461
4	26.590	21.365	26.026	21.388	1'35.369	269,3	15:25'13.830
5	<b>26.493</b>	21.405	25.931	<b>21.247</b>	<b>1'35.076</b>	270,0	15:26'48.906
6	26.523	<b>21.290</b>	25.844	4'28.349	5'42.006P	270,0	15:32'30.912
7	43.132	22.204	26.718	21.639	1'53.693P	267,3	15:34'24.605
8	26.604	23.856	27.117	21.580	1'39.157	266,7	15:36'03.762
9	26.532	21.398	<b>25.843</b>	21.379	1'35.152	270,7	15:37'38.914
10	26.614	21.428	26.012	21.436	1'35.490	<b>272,0</b>	15:39'14.404
11	26.620	21.379	26.068	21.507	1'35.574	271,4	15:40'49.978
12	26.633	21.373	26.274	21.566	1'35.846	271,4	15:42'25.824
13	26.674	21.345	26.183	21.434	1'35.636	270,7	15:44'01.460
14	26.590	21.396	26.015	21.313	1'35.314	271,4	15:45'36.774

6° 19 A. BAUTISTA (1'35.202)							
Lap	Seg.1	Seg.2	Seg.3	Seg.4	Lap Time	km/h	Local Time
1		24.001	27.467	21.981		267,3	15:02'00.676
2	26.980	21.858	26.267	21.557	1'36.662	270,0	15:03'37.338
3	26.732	21.711	26.609	21.567	1'36.619	<b>272,0</b>	15:05'13.957
4	26.626	21.644	26.082	21.569	1'35.921	270,0	15:06'49.878
5	26.575	21.604	26.060	21.608	1'35.847	268,7	15:08'25.725
6	26.567	21.582	26.033	21.476	1'35.658	269,3	15:10'01.383
7	26.598	21.614	26.076	21.465	1'35.753	270,0	15:11'37.136
8	28.059	22.325	27.680	35.390	1'53.454P	252,3	15:13'30.590
9	11'27.828	22.641	26.736	21.674	12'38.879P	269,3	15:26'09.469
10	<b>26.471</b>	21.688	<b>25.779</b>	21.479	1'35.417	271,4	15:27'44.886

11/06/2021 P = Pits In/Out - C = Lap Time Cancelled

These data/results cannot be reproduced, stored and/or transmitted in whole or in part by any manner of electronic, mechanical, photocopying, recording, broadcasting or otherwise now known or herein after developed without the previous express consent by the copyright owner, except for reproduction in daily press and regular printed publications on sale to the public within 60 days of the event related to those data/results and always provided that copyright symbol appears together as follows below.

© DORNA WSBK ORGANIZATION Srl 2021


**Pirelli Made in Italy Emilia-Romagna Round, 11-13 June 2021**  
**Chronological Analysis Free Practice 2nd Session**

Misano Circuit Sic 58 4.226 m

2 / 4

11	26.518	<b>21.446</b>	25.893	21.426	1'35.283	<b>272,0</b>	15:29'20.169	9	26.691	21.690	26.137	21.464	1'35.982	265,4	15:22'29.539
12	26.473	21.475	25.864	<b>21.390</b>	<b>1'35.202</b>	271,4	15:30'55.371	10	26.800	21.730	26.019	21.568	1'36.117	264,1	15:24'05.656
13	27.041	21.588	25.943	21.598	1'36.170	<b>272,0</b>	15:32'31.541	11	29.507	21.749	26.067	21.476	1'38.799	266,7	15:25'44.455
14	28.219	22.296	27.928	34.524	1'52.967P	236,8	15:34'24.508	12	26.725	21.624	26.757	37.262	1'52.368P	<b>267,3</b>	15:27'36.823
15	5'07.856	22.097	26.182	21.862	6'17.997P	270,0	15:40'42.505	13	9'11.296	22.698	30.570	24.761	10'29.325P	221,8	15:38'06.148
16	26.606	21.622	25.889	21.445	1'35.562	<b>272,0</b>	15:42'18.067	14	26.773	24.701	26.234	28.928	1'46.636	266,7	15:39'52.784
17	2'14.187	36.716	39.572	40.953	4'11.428P	153,8	15:46'29.495	15	33.274	25.448	29.039	31.517	1'59.278C	238,4	15:41'52.062
								16	26.586	22.549	32.845	24.373	1'46.353	131,5	15:43'38.415
								17	<b>26.506</b>	<b>21.604</b>	<b>25.821</b>	<b>21.397</b>	<b>1'35.328</b>	266,7	15:45'13.743

**7° 66 T. SYKES (1'35.232)**

Lap	Seg.1	Seg.2	Seg.3	Seg.4	Lap Time	km/h	Local Time
1		24.151	28.344	22.125		262,1	15:02'38.791
2	26.650	21.857	26.182	21.517	1'36.206	264,7	15:04'14.997
3	26.570	21.579	25.939	21.522	1'35.610C	266,0	15:05'50.607
4	<b>26.488</b>	21.495	25.920	<b>21.382</b>	1'35.285	265,4	15:07'25.892
5	27.490	21.865	26.426	22.051	1'37.832	266,0	15:09'03.724
6	26.668	22.040	26.662	21.938	1'37.308	266,0	15:10'41.032
7	26.678	21.587	26.537	21.661	1'36.463	266,7	15:12'17.495
8	26.601	21.629	26.034	32.647	1'46.911P	264,1	15:14'04.406
9	10'35.298	22.646	28.298	21.720	11'47.962P	260,9	15:25'52.368
10	26.746	21.821	34.497	23.880	1'46.944	253,5	15:27'39.312
11	26.539	<b>21.464</b>	<b>25.832</b>	21.397	<b>1'35.232</b>	<b>268,7</b>	15:29'14.544
12	26.926	21.871	27.301	35.806	1'51.904	264,1	15:31'06.448
13	26.807	21.573	25.936	21.456	1'35.772	267,3	15:32'42.220
14	26.560	21.621	25.989	21.484	1'35.654	<b>268,7</b>	15:34'17.874
15	28.147	22.097	26.805	22.806	1'39.855	264,7	15:35'57.729
16	27.682	21.996	26.986	34.584	1'51.248P	266,0	15:37'48.977
17	2'53.399	22.167	29.177	26.612	4'11.355P	264,1	15:42'00.332
18	27.052	21.738	26.570	22.067	1'37.427	264,7	15:43'37.759
19	26.813	21.869	30.789	23.977	1'43.448	259,0	15:45'21.207

**10° 44 L. MAHIAS (1'35.383)**

Lap	Seg.1	Seg.2	Seg.3	Seg.4	Lap Time	km/h	Local Time
1		22.381	27.476	21.666		262,8	15:02'19.226
2	26.690	21.808	26.073	21.315	1'35.886	266,0	15:03'55.112
3	26.959	21.743	26.257	<b>21.247</b>	1'36.206	<b>266,7</b>	15:05'31.318
4	26.678	21.776	26.063	21.308	1'35.825	263,4	15:07'07.143
5	<b>26.502</b>	21.663	<b>25.951</b>	21.267	<b>1'35.383</b>	262,8	15:08'42.526
6	27.178	23.469	26.670	21.893	3'105.811	260,9	15:39'48.337
7	26.878	21.814	26.309	21.386	1'36.387	261,5	15:41'24.724
8	26.825	<b>21.626</b>	26.114	21.441	1'36.006	260,9	15:43'00.730
9	26.808	21.818	26.169	21.705	1'36.500	261,5	15:44'37.230
10	26.712	23.928	26.463	21.585	1'38.688	264,1	15:46'15.918

**11° 31 G. GERLOFF (1'35.396)**

Lap	Seg.1	Seg.2	Seg.3	Seg.4	Lap Time	km/h	Local Time
1							15:00'06.241
2	45.069	22.559	26.700	21.589	1'55.917P	263,4	15:02'02.158
3	26.552	21.894	26.071	21.366	1'35.883	264,1	15:03'38.041
4	26.465	21.601	26.509	22.124	1'36.699	<b>267,3</b>	15:05'14.740
5	26.598	21.571	26.042	21.384	1'35.595	265,4	15:06'50.335
6	27.072	22.079	26.314	5'41.896	6'57.361P	264,1	15:13'47.696
7	44.620	22.114	26.523	21.788	1'55.045P	262,8	15:15'42.741
8	26.774	21.630	<b>25.914</b>	21.508	1'35.826	263,4	15:17'18.567
9	26.563	21.523	26.127	21.555	1'35.768	262,8	15:18'54.335
10	26.708	21.489	26.052	21.395	1'35.644	263,4	15:20'29.979
11	27.465	22.115	26.417	7'16.213	8'32.210P	262,8	15:29'02.189
12	46.633	22.083	26.819	21.670	1'57.205P	264,7	15:30'59.394
13	26.474	21.607	26.189	21.392	1'35.662	265,4	15:32'35.056
14	26.524	21.519	26.039	21.387	1'35.469	264,7	15:34'10.525
15	26.639	21.563	25.977	<b>21.344</b>	1'35.523	266,7	15:35'46.048
16	26.546	<b>21.397</b>	26.415	21.475	1'35.833	264,1	15:37'21.881
17	26.539	21.406	26.141	21.354	1'35.440C	266,7	15:38'57.321
18	26.454	21.445	26.091	22.069	1'36.059	264,7	15:40'33.380
19	26.606	21.536	26.216	21.428	1'35.786	266,7	15:42'09.166
20	<b>26.425</b>	21.492	26.254	21.550	1'35.721	265,4	15:43'44.887
21	26.508	21.468	26.048	21.372	<b>1'35.396</b>	265,4	15:45'20.283

**12° 7 C. DAVIES (1'35.531)**

Lap	Seg.1	Seg.2	Seg.3	Seg.4	Lap Time	km/h	Local Time
1							15:01'02.552
2	42.284	23.914	27.728	21.927	1'55.853P	259,0	15:02'58.405
3	26.626	21.789	26.065	21.849	1'36.329	267,3	15:04'34.734
4	26.710	21.773	26.029	21.696	1'36.208	266,0	15:06'10.942
5	26.577	21.557	26.190	21.615	1'35.939	266,7	15:07'46.881
6	26.792	21.615	26.057	21.629	1'36.093	267,3	15:09'22.974
7	26.651	21.478	26.109	21.545	1'35.783C	266,0	15:10'58.757
8	26.668	21.514	26.070	21.469	1'35.721	268,0	15:12'34.478
9	28.049	23.410	28.056	25.166	1'44.681	264,7	15:14'19.159
10	26.897	21.581	26.592	21.740	1'36.810	268,0	15:15'55.969
11	26.638	21.473	26.182	21.542	1'35.835	266,7	15:17'31.804
12	30.887	22.819	28.571	7'02.710	8'24.987P	225,5	15:25'56.791
13	42.437	22.517	27.270	22.239	1'54.463P	263,4	15:27'51.254
14	26.833	21.751	26.101	21.469	1'36.154	266,7	15:29'27.408

**8° 47 A. BASSANI (1'35.287)**

Lap	Seg.1	Seg.2	Seg.3	Seg.4	Lap Time	km/h	Local Time
1							15:00'21.037
2	44.110	23.286	26.955	22.255	1'56.606P	265,4	15:02'17.643
3	27.093	22.045	26.382	21.706	1'37.226	267,3	15:03'54.869
4	26.790	21.768	26.505	21.747	1'36.810	272,7	15:05'31.679
5	26.760	21.604	26.110	<b>21.322</b>	1'35.796	270,0	15:07'07.475
6	26.757	21.506	26.049	21.359	1'35.671	<b>273,4</b>	15:08'43.146
7	26.869	21.610	26.020	21.496	1'35.995	<b>273,4</b>	15:10'19.141
8	26.656	21.559	26.050	21.433	1'35.698	270,7	15:11'54.839
9	29.247	22.824	27.103	10'54.900	12'14.074CP	266,0	15:24'08.913
10	46.324	22.939	27.108	22.023	1'58.394P	265,4	15:26'07.307
11	26.707	21.653	25.973	21.435	1'35.768	268,7	15:27'43.075
12	26.525	21.549	25.884	21.390	1'35.348	268,7	15:29'18.423
13	26.504	<b>21.457</b>	<b>25.877</b>	21.409	1'35.247C	270,7	15:30'53.670
14	<b>26.359</b>	21.509	26.076	21.343	<b>1'35.287</b>	267,3	15:32'28.957
15	26.757	21.808	26.159	21.541	1'36.265	269,3	15:34'05.222
16	26.688	21.632	26.206	21.467	1'35.993C	268,0	15:35'41.215
17	26.672	21.524	26.122	21.440	1'35.758	269,3	15:37'16.973
18	26.757	21.610	26.346	21.422	1'36.135	269,3	15:38'53.108
19	31.719	22.734	27.227	4'16.987	5'38.667CP	262,8	15:44'31.775
20	44.015	22.796	26.922	21.985	1'55.718P	266,7	15:46'27.493

**9° 91 L. HASLAM (1'35.328)**

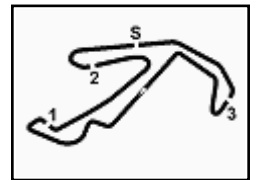
Lap	Seg.1	Seg.2	Seg.3	Seg.4	Lap Time	km/h	Local Time
1		23.826	29.477	23.709		242,2	15:01'56.227
2	27.690	27.172	26.720	21.625	1'43.207	264,1	15:03'39.434
3	26.752	21.740	26.183	21.490	1'36.165	266,0	15:05'15.599
4	27.211	22.084	26.141	21.801	1'37.237	266,0	15:06'52.836
5	31.441	22.253	26.952	38.896	1'59.542CP	266,7	15:08'52.378
6	7'31.169	22.384	26.554	21.809	8'41.916P	264,7	15:17'34.294
7	26.812	25.179	28.284	22.827	1'43.102	223,6	15:19'17.396
8	26.809	21.756	26.088	21.508	1'36.161	264,7	15:20'53.557

11/06/2021 P = Pits In/Out - C = Lap Time Cancelled

These data/results cannot be reproduced, stored and/or transmitted in whole or in part by any manner of electronic, mechanical, photocopying, recording, broadcasting or otherwise now known or herein after developed without the previous express consent by the copyright owner, except for reproduction in daily press and regular printed publications on sale to the public within 60 days of the event related to those data/results and always provided that copyright symbol appears together as follows below.

© DORNA WSBK ORGANIZATION Srl 2021





## Pirelli Made in Italy Emilia-Romagna Round, 11-13 June 2021 Chronological Analysis Free Practice 2nd Session

Misano Circuit Sic 58 4.226 m

3 / 4

15	26.683	21.532	25.954	<b>21.362</b>	<b>1'35.531</b>	<b>269,3</b>	15:31'02.939	7	26.880	21.752	26.229	21.620	1'36.481	268,0	15:17'57.615
16	26.702	<b>21.462</b>	26.194	21.531	1'35.889	<b>269,3</b>	15:32'38.828	8	26.904	21.601	26.880	35.989	1'51.374P	263,4	15:19'48.989
17	29.018	25.490	31.904	2'42.717	4'09.129P	149,4	15:36'47.957	9	5'33.987	23.353	28.501	22.274	6'48.115P	252,9	15:26'37.104
18	42.005	22.772	27.333	21.931	1'54.041P	260,9	15:38'41.998	10	27.004	21.738	26.099	21.599	1'36.440	269,3	15:28'13.544
19	<b>26.524</b>	21.513	<b>25.877</b>	1'34.645	2'48.559P	267,3	15:41'30.557	11	26.755	<b>21.525</b>	26.179	21.674	1'36.133	268,7	15:29'49.677
20	43.478	22.628	27.753	23.164	1'57.023P	265,4	15:43'27.580	12	27.910	22.361	26.443	36.271	1'52.985P	268,0	15:31'42.662
21	26.650	21.527	26.102	21.754	1'36.033	267,3	15:45'03.613	13	4'31.644	22.830	26.578	22.073	5'43.125P	265,4	15:37'25.787

### 13° 53 T. RABAT (1'35.614)

Lap	Seg.1	Seg.2	Seg.3	Seg.4	Lap Time	km/h	Local Time
1							15:00'13.061
2	43.346	22.970	27.536	22.262	1'56.114P	264,7	15:02'09.175
3	27.147	21.954	26.791	21.822	1'37.714	267,3	15:03'46.889
4	27.064	21.976	26.521	21.677	1'37.238	268,0	15:05'24.127
5	26.883	21.707	26.513	21.534	1'36.637	268,0	15:07'00.764
6	26.791	21.756	26.494	21.466	1'36.507	270,0	15:08'37.271
7	26.938	21.734	26.819	22.088	1'37.579	267,3	15:10'14.850
8	26.856	21.711	26.596	21.527	1'36.690	266,7	15:11'51.540
9	26.844	21.789	26.489	21.394	1'36.516	268,0	15:13'28.056
10	26.734	21.692	26.395	21.440	1'36.261	267,3	15:15'04.317
11	26.807	21.668	26.450	21.403	1'36.328	266,7	15:16'40.645
12	26.784	21.677	26.607	21.356	1'36.424	265,4	15:18'17.069
13	26.746	21.665	26.190	21.450	1'36.051	267,3	15:19'53.120
14	26.664	21.649	26.324	21.315	1'35.952	267,3	15:21'29.072
15	26.868	21.715	26.269	21.307	1'36.159	268,7	15:23'05.231
16	26.669	<b>21.474</b>	26.284	21.386	1'35.813	269,3	15:24'41.044
17	26.619	21.491	26.222	<b>21.282</b>	<b>1'35.614</b>	<b>270,7</b>	15:26'16.658
18	30.387	22.145	27.214	4'55.096	6'14.842CP	266,0	15:32'31.500
19	42.920	22.344	26.585	21.777	1'53.626P	268,7	15:34'25.126
20	<b>26.475</b>	21.762	26.409	21.427	1'36.073	269,3	15:36'01.199
21	26.574	21.576	26.218	21.408	1'35.776	<b>270,7</b>	15:37'36.975
22	26.605	21.608	28.450	21.497	1'38.160	270,0	15:39'15.135

### 16° 94 J. FOLGER (1'36.010)

Lap	Seg.1	Seg.2	Seg.3	Seg.4	Lap Time	km/h	Local Time
1							15:01'52.346
2	27.084	21.965	26.242	21.715	1'37.006	268,7	15:03'29.352
3	27.141	21.788	26.403	21.645	1'36.977	264,1	15:05'06.329
4	30.172	21.988	35.148	21.828	1'49.136C	167,7	15:06'55.465
5	27.471	21.721	26.320	21.677	1'37.189	266,7	15:08'32.654
6	26.989	21.737	26.231	21.642	1'36.599	266,7	15:10'09.253
7	30.343	28.050	27.450	33.019	1'58.862CP	<b>270,0</b>	15:12'08.115
8	8'52.436	23.401	28.491	22.373	10'06.701P	246,0	15:22'14.816
9	26.837	21.696	<b>26.082</b>	21.996	1'36.611	268,0	15:23'51.427
10	28.743	22.259	27.278	22.735	1'41.015C	266,7	15:25'32.442
11	26.892	21.610	26.161	<b>21.453</b>	1'36.116	268,7	15:27'08.558
12	26.839	<b>21.446</b>	26.183	21.542	<b>1'36.010</b>	268,0	15:28'44.568
13	30.440	23.773	29.115	21.699	1'45.027C	242,2	15:30'29.595
14	26.948	21.590	26.795	34.895	1'50.228P	266,7	15:32'19.823
15	4'40.178	22.125	26.648	22.039	5'50.990P	268,0	15:38'10.813
16	26.787	21.641	29.182	22.484	1'40.094	262,8	15:39'50.907
17	<b>26.783</b>	21.665	26.296	21.636	1'36.380	268,7	15:41'27.287
18	33.902	24.538	27.108	22.535	1'48.083C	266,7	15:43'15.370
19	26.949	21.741	26.226	21.727	1'36.643	268,0	15:44'52.013
20	27.052	21.575	26.340	21.927	1'36.894	<b>270,0</b>	15:46'28.907

### 14° 60 M. VAN DER MARK (1'35.896)

Lap	Seg.1	Seg.2	Seg.3	Seg.4	Lap Time	km/h	Local Time
1		24.043	26.930	22.096		266,7	15:01'51.688
2	26.993	22.101	26.466	21.943	1'37.503	264,7	15:03'29.191
3	27.035	21.880	26.272	21.807	1'36.994	264,7	15:05'06.185
4	30.634	26.330	26.486	21.819	1'45.269C	267,3	15:06'51.454
5	26.865	21.849	26.066	21.934	1'36.714	<b>269,3</b>	15:08'28.168
6	27.363	21.825	26.101	21.719	1'37.008C	267,3	15:10'05.176
7	26.912	21.786	26.089	21.761	1'36.548	268,7	15:11'41.724
8	28.644	23.095	26.665	33.427	1'51.831P	259,6	15:13'33.555
9	12'07.259	21.952	26.239	21.694	13'17.144P	267,3	15:26'50.699
10	27.032	22.922	26.065	21.670	1'37.689	266,0	15:28'28.388
11	26.794	21.600	25.950	21.740	1'36.084	266,0	15:30'04.472
12	26.696	21.679	25.848	21.743	1'35.966	266,0	15:31'40.438
13	28.229	23.201	25.983	33.028	1'50.441P	268,0	15:33'30.879
14	3'25.030	21.873	26.051	<b>21.638</b>	4'34.592P	268,0	15:38'05.471
15	26.709	21.707	<b>25.827</b>	21.653	<b>1'35.896</b>	267,3	15:39'41.367
16	29.079	21.777	26.026	21.662	1'38.544C	267,3	15:41'19.911
17	<b>26.666</b>	21.792	25.945	21.709	1'36.112	266,0	15:42'56.023
18	32.151	21.689	26.214	21.909	1'41.963C	266,0	15:44'37.986
19	26.671	<b>21.547</b>	26.939	25.162	1'40.319	264,7	15:46'18.305

### 15° 50 E. LAVERTY (1'35.927)

Lap	Seg.1	Seg.2	Seg.3	Seg.4	Lap Time	km/h	Local Time
1		24.151	28.030	22.705		260,2	15:02'26.874
2	27.317	21.770	26.551	23.299	1'38.937	269,3	15:04'05.811
3	26.901	21.762	26.285	21.556	1'36.504	266,0	15:05'42.315
4	26.957	21.680	26.736	37.334	1'52.707P	267,3	15:07'35.022
5	5'56.435	23.366	27.388	22.348	7'09.537P	255,9	15:14'44.559
6	26.896	21.692	26.235	21.752	1'36.575	266,0	15:16'21.134

### 17° 3 K. NOZANE (1'36.044)

Lap	Seg.1	Seg.2	Seg.3	Seg.4	Lap Time	km/h	Local Time
1							15:00'16.320
2	46.505	23.188	27.032	21.988	1'58.713P	262,1	15:02'15.033
3	26.956	21.985	26.423	21.714	1'37.078	262,8	15:03'52.111
4	26.816	21.842	26.336	21.702	1'36.696	265,4	15:05'28.807
5	29.975	21.837	26.169	21.686	1'39.667	<b>268,0</b>	15:07'08.474
6	26.850	21.957	26.119	21.576	1'36.502	266,0	15:08'44.976
7	26.993	22.085	26.492	21.825	1'37.395	264,7	15:10'22.371
8	27.046	21.891	26.360	21.674	1'36.971	263,4	15:11'59.342
9	31.303	22.551	28.466	8'00.360	9'22.680CP	241,1	15:21'22.022
10	44.647	22.312	26.720	21.625	1'55.304P	260,9	15:23'17.326
11	26.769	21.821	26.188	21.581	1'36.359	262,8	15:24'53.685
12	27.067	21.946	26.393	21.727	1'37.133	264,7	15:26'30.818
13	26.844	21.886	26.330	21.742	1'36.802	262,8	15:28'07.620
14	27.960	22.271	27.990	6'43.388	8'01.609P	246,0	15:36'09.229
15	46.279	23.479	26.398	21.591	1'57.747P	264,1	15:38'06.976
16	26.788	<b>21.730</b>	26.084	<b>21.516</b>	1'36.118	264,7	15:39'43.094
17	29.275	21.865	26.157	21.607	1'38.904C	266,0	15:41'21.998
18	<b>26.665</b>	21.820	<b>26.023</b>	21.536	<b>1'36.044</b>	264,1	15:42'58.042
19	31.058	21.881	26.076	21.625	1'40.640C	265,4	15:44'38.682
20	26.741	21.746	26.103	21.937	1'36.527	266,7	15:46'15.209

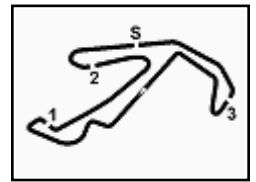
### 18° 55 A. LOCATELLI (1'36.182)

Lap	Seg.1	Seg.2	Seg.3	Seg.4	Lap Time	km/h	Local Time
1							15:00'19.423
2	44.203	26.042	28.216	21.948	2'00.409P	262,8	15:02'19.832

11/06/2021 P = Pits In/Out - C = Lap Time Cancelled

These data/results cannot be reproduced, stored and/or transmitted in whole or in part by any manner of electronic, mechanical, photocopying, recording, broadcasting or otherwise now known or herein after developed without the previous express consent by the copyright owner, except for reproduction in daily press and regular printed publications on sale to the public within 60 days of the event related to those data/results and always provided that copyright symbol appears together as follows below.

© DORNA WSBK ORGANIZATION Srl 2021



## Pirelli Made in Italy Emilia-Romagna Round, 11-13 June 2021 Chronological Analysis Free Practice 2nd Session

Misano Circuit Sic 58.4.226m

4 / 4

Lap	Seg.1	Seg.2	Seg.3	Seg.4	Lap Time	km/h	Local Time
3	26.976	22.027	26.547	21.720	1'37.270	<b>266,0</b>	15:03'57.102
4	26.849	21.971	26.522	21.710	1'37.052	264,7	15:05'34.154
5	27.117	21.884	26.484	21.796	1'37.281	265,4	15:07'11.435
6	27.368	22.279	26.896	11'40.247	12'56.790P	262,8	15:20'08.225
7	44.654	23.234	32.037	23.809	2'03.734P	151,5	15:22'11.959
8	26.813	21.884	<b>26.055</b>	<b>21.430</b>	<b>1'36.182</b>	264,7	15:23'48.141
9	<b>26.628</b>	21.741	26.346	21.592	1'36.307	264,7	15:25'24.448
10	26.662	21.659	26.376	21.621	1'36.318	265,4	15:27'00.766
11	26.664	21.728	26.260	21.563	1'36.215	265,4	15:28'36.981
12	26.788	21.663	26.287	21.538	1'36.276	265,4	15:30'13.257
13	26.713	<b>21.620</b>	26.460	21.647	1'36.440	264,7	15:31'49.697
14	26.689	21.736	26.311	21.630	1'36.366	264,1	15:33'26.063
15	26.791	21.708	26.369	21.625	1'36.493	265,4	15:35'02.556
16	26.823	21.692	26.532	21.620	1'36.667	263,4	15:36'39.223
17	29.592	23.250	29.708	22.969	1'45.519	219,5	15:38'24.742
18	26.958	23.072	28.274	22.980	1'41.284	262,1	15:40'06.026
19	26.881	21.653	27.554	30.444	1'46.532	264,7	15:41'52.558
20	26.778	22.040	30.009	27.611	1'46.438C	208,1	15:43'38.996
21	26.799	21.790	26.535	21.602	1'36.726	265,4	15:45'15.722

21° 76 S. CAVALIERI (1'37.211)							
Lap	Seg.1	Seg.2	Seg.3	Seg.4	Lap Time	km/h	Local Time
1		23.071	27.539	22.231		260,2	15:02'09.619
2	27.306	22.246	26.936	21.978	1'38.466	260,9	15:03'48.085
3	27.281	22.346	27.052	22.077	1'38.756	259,0	15:05'26.841
4	27.308	27.059	29.554	22.152	1'46.073	225,9	15:07'12.914
5	27.410	22.140	26.928	21.983	1'38.461	259,0	15:08'51.375
6	27.295	22.331	26.775	22.191	1'38.592	259,0	15:10'29.967
7	27.293	22.125	26.905	22.075	1'38.398	259,6	15:12'08.365
8	30.643	24.234	30.969	35.854	2'01.700CP	209,7	15:14'10.065
9	8'54.519	23.639	27.778	22.727	10'08.663P	254,7	15:24'18.728
10	27.069	22.268	26.816	22.096	1'38.249	<b>262,1</b>	15:25'56.977
11	27.105	22.133	26.807	21.990	1'38.035	258,4	15:27'35.012
12	31.739	26.824	27.207	22.216	1'47.986	259,0	15:29'22.998
13	27.262	22.125	26.906	22.082	1'38.375	257,1	15:31'01.373
14	27.172	22.144	26.936	21.908	1'38.160	252,3	15:32'39.533
15	27.073	22.048	26.897	21.903	1'37.921	259,6	15:34'17.454
16	31.191	26.952	28.585	35.972	2'02.700CP	247,7	15:36'20.154
17	4'06.457	24.015	28.392	26.620	5'25.484P	251,2	15:41'45.638
18	27.253	22.218	26.708	21.890	1'38.069	258,4	15:43'23.707
19	<b>26.835</b>	<b>21.997</b>	<b>26.626</b>	<b>21.753</b>	<b>1'37.211</b>	255,3	15:45'00.918

19° 32 I. VINALES (1'36.340)							
Lap	Seg.1	Seg.2	Seg.3	Seg.4	Lap Time	km/h	Local Time
1		26.070	36.364	21.907		129,8	15:02'04.835
2	27.173	22.115	26.532	22.122	1'37.942	263,4	15:03'42.777
3	27.096	21.995	31.282	21.717	1'42.090	226,9	15:05'24.867
4	26.953	21.896	26.504	21.715	1'37.068	262,8	15:07'01.935
5	26.929	21.828	26.778	21.769	1'37.304	262,1	15:08'39.239
6	33.756	21.942	26.641	21.571	1'43.910C	262,1	15:10'23.149
7	26.990	21.869	26.341	<b>21.544</b>	1'36.744	263,4	15:11'59.893
8	28.517	22.337	27.813	40.973	1'59.640P	256,5	15:13'59.533
9	10'13.170	26.304	28.082	26.141	11'33.697P	258,4	15:25'33.230
10	26.943	21.913	26.308	21.755	1'36.919	264,1	15:27'10.149
11	27.117	21.936	26.824	38.847	1'54.724P	262,8	15:29'04.873
12	6'51.456	36.225	32.105	21.892	8'21.678P	194,2	15:37'26.551
13	27.047	21.853	26.333	21.825	1'37.058	<b>266,0</b>	15:39'03.609
14	<b>26.799</b>	<b>21.691</b>	<b>26.251</b>	21.599	<b>1'36.340</b>	264,7	15:40'39.949
15	29.929	21.866	26.626	29.652	1'48.073C	265,4	15:42'28.022
16	26.969	32.072	30.035	30.005	1'59.081	242,2	15:44'27.103
17	26.896	21.837	26.437	21.597	1'36.767	264,7	15:46'03.870

22° 84 L. CRESSON (1'39.235)							
Lap	Seg.1	Seg.2	Seg.3	Seg.4	Lap Time	km/h	Local Time
1		23.986	28.152	22.725		250,6	15:01'53.067
2	28.443	22.624	27.424	22.553	1'41.044	259,0	15:03'34.111
3	28.276	22.501	27.441	22.380	1'40.598	259,6	15:05'14.709
4	27.887	22.670	27.233	22.222	1'40.012	259,0	15:06'54.721
5	28.009	22.414	27.222	<b>22.160</b>	1'39.805	257,8	15:08'34.526
6	28.054	22.326	27.649	22.260	1'40.289	257,1	15:10'14.815
7	<b>27.635</b>	22.286	27.465	22.171	1'39.557	259,6	15:11'54.372
8	27.901	22.307	27.411	22.314	1'39.933	257,1	15:13'34.305
9	28.971	23.603	28.285	34.629	1'55.488P	252,3	15:15'29.793
10	9'00.182	28.208	27.914	22.757	10'19.061P	254,7	15:25'48.854
11	28.090	22.513	27.293	22.705	1'40.601	257,1	15:27'29.455
12	28.043	22.613	27.337	22.445	1'40.438	258,4	15:29'09.893
13	29.983	25.391	32.468	35.332	2'03.174CP	250,6	15:31'13.067
14	5'02.048	22.765	27.502	22.227	6'14.542P	260,2	15:37'27.609
15	27.737	22.208	27.129	22.161	<b>1'39.235</b>	260,9	15:39'06.844
16	27.803	22.334	27.434	22.482	1'40.053	260,9	15:40'46.897
17	27.985	22.208	<b>27.104</b>	22.206	1'39.503	260,2	15:42'26.400
18	27.926	22.273	27.151	22.171	1'39.521	260,9	15:44'05.921
19	27.707	<b>22.195</b>	27.247	22.187	1'39.336	<b>262,8</b>	15:45'45.257

20° 23 C. PONSSON (1'36.966)							
Lap	Seg.1	Seg.2	Seg.3	Seg.4	Lap Time	km/h	Local Time
1							14:59'47.611
2	52.203	23.425	27.663	22.276	2'05.567P	263,4	15:01'53.178
3	27.561	22.337	26.940	22.896	1'39.734	262,1	15:03'32.912
4	27.506	22.166	26.846	22.113	1'38.631	260,9	15:05'11.543
5	27.235	22.174	26.589	21.894	1'37.892	262,1	15:06'49.435
6	31.789	24.415	28.363	24.660	1'49.227C	262,1	15:08'38.662
7	27.275	22.401	26.702	10'19.508	11'35.886P	264,7	15:20'14.548
8	44.452	22.957	28.413	22.008	1'57.830P	188,2	15:22'12.378
9	26.978	21.928	<b>26.295</b>	21.765	<b>1'36.966</b>	<b>265,4</b>	15:23'49.344
10	27.013	22.029	26.480	<b>21.753</b>	1'37.275	263,4	15:25'26.619
11	<b>26.889</b>	22.054	26.887	22.087	1'37.917	<b>265,4</b>	15:27'04.536
12	27.063	21.968	26.368	21.762	1'37.161	264,1	15:28'41.697
13	27.516	27.404	28.262	25.391	1'48.573	250,6	15:30'30.270
14	27.231	22.086	26.586	22.028	1'37.931	264,7	15:32'08.201
15	27.294	22.110	26.690	21.820	1'37.914	263,4	15:33'46.115
16	27.189	21.961	26.618	21.755	1'37.523	264,1	15:35'23.638
17	27.058	21.931	26.388	21.755	1'37.132	263,4	15:37'00.770
18	27.176	22.003	26.546	21.806	1'37.531	264,1	15:38'38.301
19	27.185	22.005	26.518	24.224	1'39.932	264,7	15:40'18.233
20	27.232	<b>21.832</b>	26.614	21.949	1'37.627	<b>265,4</b>	15:41'55.860
21	27.048	21.863	26.889	28.198	1'43.998C	260,9	15:43'39.858

11/06/2021 P = Pits In/Out - C = Lap Time Cancelled

These data/results cannot be reproduced, stored and/or transmitted in whole or in part by any manner of electronic, mechanical, photocopying, recording, broadcasting or otherwise now known or herein after developed without the previous express consent by the copyright owner, except for reproduction in daily press and regular printed publications on sale to the public within 60 days of the event related to those data/results and always provided that copyright symbol appears together as follows below.

© DORNA WSBK ORGANIZATION Srl 2021

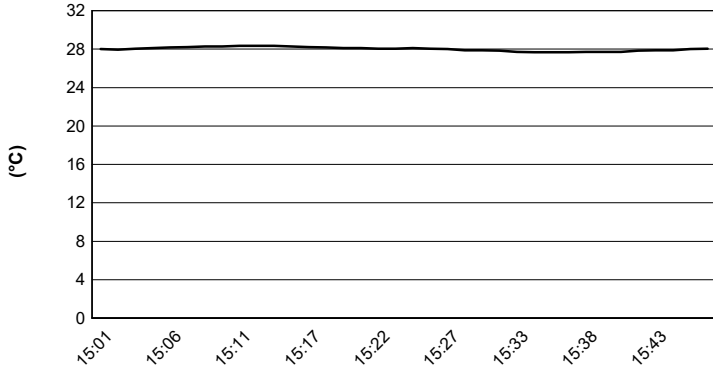
**Pirelli Made in Italy Emilia-Romagna Round, 11-13 June 2021**

**Weather Report Free Practice 2nd Session**

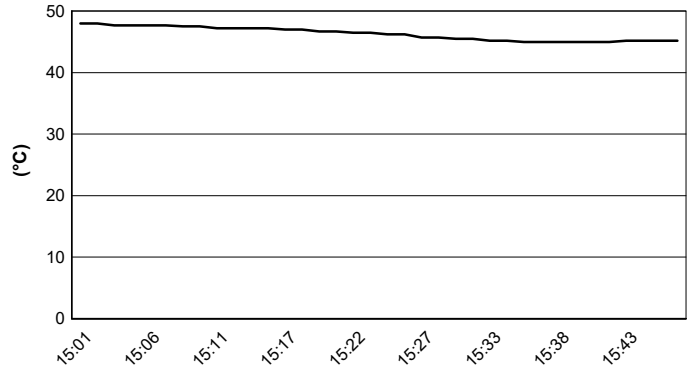
Session started 15:00 - Session ended 15:48

Misano Circuit Sic 58 4.226 m

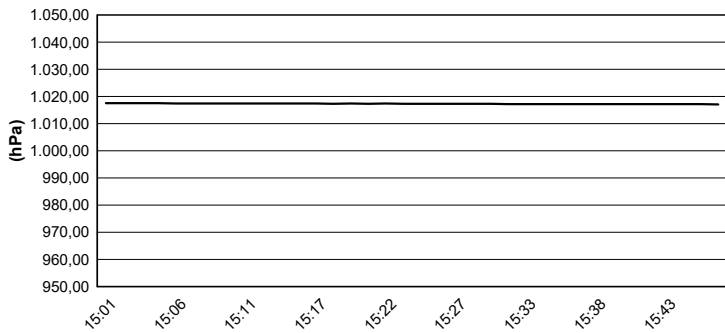
### Air Temperature



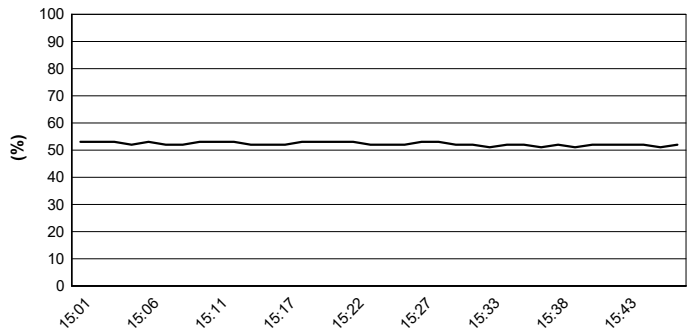
### Track Temperature



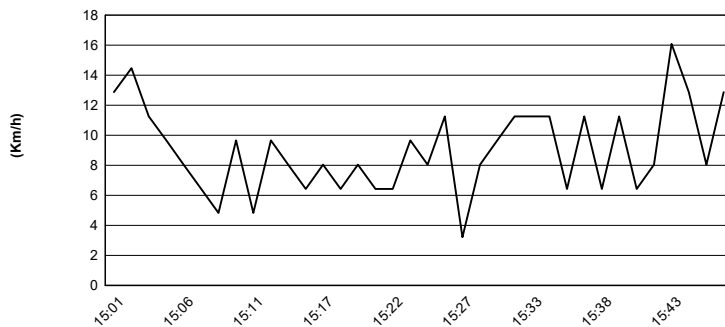
### Air Pressure



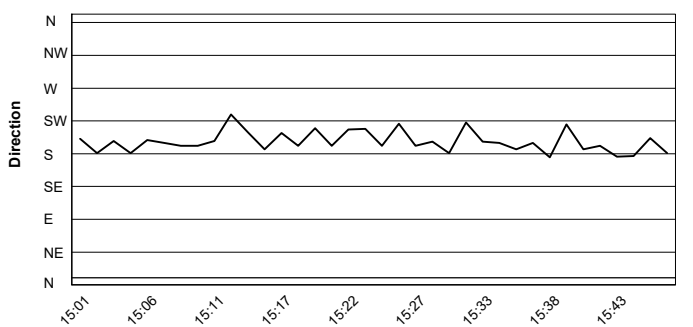
### Humidity



### Wind Speed



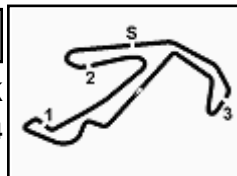
### Wind Direction



11/06/2021

These data/results cannot be reproduced, stored and/or transmitted in whole or in part by any manner of electronic, mechanical, photocopying, recording, broadcasting or otherwise now known or herein after developed without the previous express consent by the copyright owner, except for reproduction in daily press and regular printed publications on sale to the public within 60 days of the event related to those data/results and always provided that copyright symbol appears together as follows below.

© DORNA WSBK ORGANIZATION Srl 2021



## Pirelli Made in Italy Emilia-Romagna Round, 11-13 June 2021 Best Laps & Speeds

Misano Circuit Sic 58 4.226 m

No.	Rider Bike	Nat	Best Lap		FP1		FP2								
			LL	SPD	LL	SPD	LL	SPD							
1	21 M. RINALDI Ducati Panigale V4 R	ITA	1'34.334	273,4	1'34.902	273,4	1'34.334	272,7							
2	22 A. LOWES Kawasaki ZX-10RR	GBR	1'34.628	272,7	1'35.914	272,7	1'34.628	272,7							
3	1 J. REA Kawasaki ZX-10RR	GBR	1'34.848	273,4	1'35.789	273,4	1'34.848	268,6							
4	54 T. RAZGATLIOGLU Yamaha YZF R1	TUR	1'34.848	272,7	1'34.848	272,7	1'34.909	270,0							
5	31 G. GERLOFF Yamaha YZF R1	USA	1'34.923	269,3	1'34.923	269,3	1'35.396	267,3							
6	45 S. REDDING Ducati Panigale V4 R	GBR	1'35.076	272,0	1'35.985	269,3	1'35.076	272,0							
7	19 A. BAUTISTA Honda CBR1000 RR-R	ESP	1'35.202	273,4	1'35.809	273,4	1'35.202	272,0							
8	66 T. SYKES BMW M 1000 RR	GBR	1'35.232	268,6	1'36.231	268,6	1'35.232	268,6							
9	47 A. BASSANI Ducati Panigale V4 R	ITA	1'35.287	273,4	1'35.549	273,4	1'35.287	273,4							
10	91 L. HASLAM Honda CBR1000 RR-R	GBR	1'35.328	267,9	1'35.733	267,9	1'35.328	267,3							
11	44 L. MAHIAS Kawasaki ZX-10RR	FRA	1'35.383	266,6	1'36.168	263,4	1'35.383	266,6							
12	7 C. DAVIES Ducati Panigale V4 R	GBR	1'35.391	270,6	1'35.391	270,6	1'35.531	269,3							
13	53 T. RABAT Ducati Panigale V4 R	ESP	1'35.614	272,7	1'35.651	272,7	1'35.614	270,6							
14	60 M. VAN DER MARK BMW M 1000 RR	NED	1'35.831	270,6	1'35.831	270,6	1'35.896	269,3							
15	50 E. LAVERTY BMW M 1000 RR	IRL	1'35.927	271,3	1'36.883	271,3	1'35.927	271,3							
16	94 J. FOLGER BMW M 1000 RR	GER	1'36.010	270,6	1'36.409	270,6	1'36.010	270,0							
17	3 K. NOZANE Yamaha YZF R1	JPN	1'36.044	267,9	1'36.288	267,3	1'36.044	267,9							
18	55 A. LOCATELLI Yamaha YZF R1	ITA	1'36.182	266,6	1'36.418	266,6	1'36.182	266,0							
19	32 I. VINALES Kawasaki ZX-10RR	ESP	1'36.340	266,0	1'36.914	266,0	1'36.340	266,0							
20	23 C. PONSSON Yamaha YZF R1	FRA	1'36.966	266,6	1'37.305	266,6	1'36.966	265,3							
21	76 S. CAVALIERI Kawasaki ZX-10RR	ITA	1'37.211	262,1	1'38.411	260,8	1'37.211	262,1							
22	84 L. CRESSON Kawasaki ZX-10RR	BEL	1'39.235	262,7	1'39.881	261,5	1'39.235	262,7							

11/06/2021

These data/results cannot be reproduced, stored and/or transmitted in whole or in part by any manner of electronic, mechanical, photocopying, recording, broadcasting or otherwise now known or herein after developed without the previous express consent by the copyright owner, except for reproduction in daily press and regular printed publications on sale to the public within 60 days of the event related to those data/results and always provided that copyright symbol appears together as follows below.

© DORNA WSBK ORGANIZATION Srl 2021

PIRELLI PERUGIA TIMING



Official Tyre Supplier



Official Timekeeper