

Pirelli Made in Italy Emilia-Romagna Round, 11-13 June 2021

Chronological Analysis Race 1

Misano Circuit Sic 58 4.226 m

Start at 15:15'40.058

1 / 5

1° 77 D. AEGERTER (1'38.627)								4° 16 J. CLUZEL (1'38.925)							
Lap	Seg.1	Seg.2	Seg.3	Seg.4	Lap Time	km/h	Local Time	Lap	Seg.1	Seg.2	Seg.3	Seg.4	Lap Time	km/h	Local Time
1		23.307	27.402	22.195	1'45.263	227,4	15:17'25.321	1		23.468	27.549	22.191	1'45.772	234,8	15:17'25.830
2	27.157	23.058	27.308	22.023	1'39.546	228,8	15:19'04.867	2	27.186	22.939	27.203	22.136	1'39.464	237,4	15:19'05.294
3	26.997	22.998	27.176	21.981	1'39.152	228,8	15:20'44.019	3	27.222	22.842	27.141	22.071	1'39.276	236,3	15:20'44.570
4	26.996	22.985	27.219	21.984	1'39.184	229,8	15:22'23.203	4	27.299	23.032	27.319	22.076	1'39.726	237,4	15:22'24.296
5	26.934	22.906	27.360	22.018	1'39.218	229,8	15:24'02.421	5	27.084	22.775	27.096	22.046	1'39.001	237,4	15:24'03.297
6	26.961	22.977	27.329	22.108	1'39.375	228,8	15:25'41.796	6	27.009	22.733	27.130	22.053	1'38.925	236,8	15:25'42.222
7	27.050	23.127	27.342	21.997	1'39.516	229,3	15:27'21.312	7	27.372	22.902	27.317	22.037	1'39.628	238,9	15:27'21.850
8	26.963	22.911	27.286	21.985	1'39.145	228,8	15:29'00.457	8	27.207	22.787	27.158	22.083	1'39.235	238,4	15:29'01.085
9	27.063	22.893	27.200	21.937	1'39.093	228,8	15:30'39.550	9	27.267	22.767	27.481	22.164	1'39.679	239,5	15:30'40.764
10	26.936	22.847	27.149	21.951	1'38.883	229,8	15:32'18.433	10	27.184	23.016	27.129	22.019	1'39.348	236,3	15:32'20.112
11	26.901	22.759	27.098	21.892	1'38.650	229,3	15:33'57.083	11	27.162	22.818	27.185	22.046	1'39.211	233,8	15:33'59.323
12	26.844	22.849	27.055	21.951	1'38.699	230,3	15:35'35.782	12	27.092	22.772	27.168	22.112	1'39.144	233,8	15:35'38.467
13	26.911	22.769	27.223	21.842	1'38.745	230,3	15:37'14.527	13	27.183	22.844	27.257	22.123	1'39.407	233,3	15:37'17.874
14	26.829	22.770	27.110	21.918	1'38.627	229,8	15:38'53.154	14	27.164	22.754	27.366	22.046	1'39.330	233,3	15:38'57.204
15	26.972	22.830	27.052	21.841	1'38.695	230,3	15:40'31.849	15	27.215	22.790	27.304	22.141	1'39.450	233,3	15:40'36.654
16	26.949	22.776	27.127	21.883	1'38.735	230,3	15:42'10.584	16	27.455	22.761	27.276	22.072	1'39.564	232,8	15:42'16.218
17	26.946	22.775	27.164	21.865	1'38.750	230,8	15:43'49.334	17	27.190	22.742	27.182	22.040	1'39.154	234,3	15:43'55.372
18	27.116	22.787	27.316	23.516	1'40.735	228,3	15:45'30.069	18	27.245	22.888	27.284	22.320	1'39.737	238,4	15:45'35.109
Race Time 29'50.011								Race Time 29'55.051							

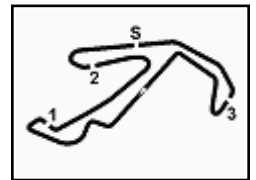
2° 29 L. BERNARDI (1'38.751)								5° 81 M. GONZALEZ (1'38.899)							
Lap	Seg.1	Seg.2	Seg.3	Seg.4	Lap Time	km/h	Local Time	Lap	Seg.1	Seg.2	Seg.3	Seg.4	Lap Time	km/h	Local Time
1		23.377	27.389	22.203	1'46.352	238,4	15:17'26.410	1		23.214	27.537	22.241	1'45.888	230,3	15:17'25.946
2	27.294	22.864	27.109	22.132	1'39.399	236,3	15:19'05.809	2	27.253	22.941	27.131	22.204	1'39.529	233,8	15:19'05.475
3	27.163	22.772	27.249	22.200	1'39.384	236,8	15:20'45.193	3	27.240	22.828	27.062	22.078	1'39.208	232,8	15:20'44.683
4	27.215	22.829	27.114	22.246	1'39.404	237,4	15:22'24.597	4	27.352	22.822	27.124	22.140	1'39.438	231,3	15:22'24.121
5	27.225	22.790	27.138	22.140	1'39.293	236,8	15:24'03.890	5	26.965	22.855	27.101	21.978	1'38.899	232,3	15:24'03.020
6	27.063	22.827	27.192	22.122	1'39.204	234,8	15:25'43.094	6	27.015	22.754	27.107	22.248	1'39.124	233,3	15:25'42.144
7	27.107	22.781	27.152	22.081	1'39.121	236,8	15:27'22.215	7	27.302	22.899	27.302	22.099	1'39.602	234,3	15:27'21.746
8	27.150	22.752	27.106	22.090	1'39.098	237,4	15:29'01.313	8	27.083	22.828	27.158	22.118	1'39.187	232,3	15:29'00.933
9	27.235	22.781	27.403	22.206	1'39.625	240,5	15:30'40.938	9	27.281	22.791	27.918	22.631	1'40.621	232,3	15:30'41.554
10	27.166	22.731	27.030	21.995	1'38.922	234,8	15:32'19.860	10	27.113	22.776	27.187	22.015	1'39.091	232,3	15:32'20.645
11	27.007	22.672	27.069	22.045	1'38.793	233,8	15:33'58.653	11	27.041	22.739	27.154	22.062	1'38.996	230,3	15:33'59.641
12	26.988	22.659	27.129	22.002	1'38.778	235,8	15:35'37.431	12	27.142	22.597	27.131	22.069	1'38.939	234,8	15:35'38.580
13	26.934	22.714	27.089	22.014	1'38.751	236,8	15:37'16.182	13	27.197	23.071	27.272	22.087	1'39.627	232,8	15:37'18.207
14	26.957	22.813	27.115	22.087	1'38.972	239,5	15:38'55.154	14	27.089	22.645	27.333	22.087	1'39.154	233,3	15:38'57.361
15	26.947	22.754	27.272	22.029	1'39.002	234,3	15:40'34.156	15	27.264	22.809	27.158	22.125	1'39.356	234,3	15:40'36.717
16	26.983	22.661	27.228	22.049	1'38.921	234,8	15:42'13.077	16	27.596	22.819	27.233	22.042	1'39.690	232,8	15:42'16.407
17	26.985	22.712	27.126	22.118	1'38.941	235,3	15:43'52.018	17	27.284	22.685	27.190	21.993	1'39.152	232,3	15:43'55.559
18	26.946	22.738	27.267	22.164	1'39.115	235,8	15:45'31.133	18	27.219	22.663	27.454	22.245	1'39.581	232,8	15:45'35.140
Race Time 29'51.075								Race Time 29'55.082							

3° 4 S. ODENDAAL (1'38.829)								6° 5 P. OETTL (1'39.141)							
Lap	Seg.1	Seg.2	Seg.3	Seg.4	Lap Time	km/h	Local Time	Lap	Seg.1	Seg.2	Seg.3	Seg.4	Lap Time	km/h	Local Time
1		23.146	27.466	22.054	1'45.379	234,3	15:17'25.437	1		23.322	27.152	22.274	1'46.655	237,9	15:17'26.713
2	27.375	22.885	27.315	22.076	1'39.651	235,3	15:19'05.088	2	27.478	22.917	27.166	22.129	1'39.690	234,3	15:19'06.403
3	27.100	22.881	27.215	21.930	1'39.126	236,8	15:20'44.214	3	27.251	22.991	27.259	22.354	1'39.855	232,8	15:20'46.258
4	27.233	22.818	27.207	21.996	1'39.254	237,4	15:22'23.468	4	27.427	22.902	27.233	22.169	1'39.731	234,8	15:22'25.989
5	27.174	22.722	27.188	22.000	1'39.084	237,4	15:24'02.552	5	27.263	22.904	27.234	22.105	1'39.506	233,8	15:24'05.495
6	27.146	22.934	27.178	22.069	1'39.327	236,8	15:25'41.879	6	27.073	22.834	27.143	22.091	1'39.141	233,3	15:25'44.636
7	27.321	22.956	27.341	21.897	1'39.515	235,3	15:27'21.394	7	28.035	22.862	27.214	22.208	1'40.319	236,3	15:27'24.955
8	27.199	22.802	27.219	22.044	1'39.264	238,4	15:29'00.658	8	27.204	22.853	27.256	22.112	1'39.425	236,3	15:29'04.380
9	27.181	22.928	27.044	22.061	1'39.214	236,3	15:30'39.872	9	27.157	22.850	27.339	22.221	1'39.567	233,3	15:30'43.947
10	27.024	22.837	27.067	21.901	1'38.829	236,3	15:32'18.701	10	27.176	22.918	27.257	22.038	1'39.389	233,8	15:32'23.336
11	27.090	22.808	27.032	21.951	1'38.881	236,3	15:33'57.582	11	27.270	22.829	27.243	22.170	1'39.512	233,3	15:34'02.848
12	27.162	22.763	27.057	22.090	1'39.072	236,8	15:35'36.654	12	27.151	22.798	27.247	22.179	1'39.375	232,8	15:35'42.223
13	27.300	22.725	27.149	21.921	1'39.095	236,3	15:37'15.749	13	27.198	22.825	27.240	22.073	1'39.336	233,8	15:37'21.559
14	27.255	22.796	27.123	22.323	1'39.497	236,8	15:38'55.246	14	27.122	22.779	27.206	22.079	1'39.186	234,3	15:39'00.745
15	27.209	22.677	27.186	21.940	1'39.012	238,9	15:40'34.258	15	27.333	22.877	27.364	22.261	1'39.835	237,4	15:40'40.580
16	27.297	22.797	27.122	21.951	1'39.167	237,4	15:42'13.425	16	27.367	22.879	27.320	22.371	1'39.937	232,8	15:42'20.517
17	27.165	22.759	26.978	21.984	1'38.886	238,4	15:43'52.311	17	27.360	22.977	27.435	22.409	1'40.181	232,8	15:44'00.698
18	27.200	22.899	27.087	21.961	1'39.147	237,9	15:45'31.458	18	27.426	22.837	27.171	22.220	1'39.654	233,3	15:45'40.352
Race Time 29'51.400								Race Time 30'00.294							

12/06/2021 P = Pits In/Out - C = Lap Time Cancelled

These data/results cannot be reproduced, stored and/or transmitted in whole or in part by any manner of electronic, mechanical, photocopying, recording, broadcasting or otherwise now known or herein after developed without the previous express consent by the copyright owner, except for reproduction in daily press and regular printed publications on sale to the public within 60 days of the event related to those data/results and always provided that copyright symbol appears together as follows below.

© DORNA WSBK ORGANIZATION Srl 2021



Pirelli Made in Italy Emilia-Romagna Round, 11-13 June 2021

Chronological Analysis Race 1

Misano Circuit Sic 58 4.226 m

Start at 15:15'40.058

2 / 5

7° 21 R. KRUMMENACHER (1'39.017)								10° 12 F. FULIGNI (1'39.375)							
Lap	Seg.1	Seg.2	Seg.3	Seg.4	Lap Time	km/h	Local Time	Lap	Seg.1	Seg.2	Seg.3	Seg.4	Lap Time	km/h	Local Time
1		23.506	27.458	22.299	1'47.331	236,3	15:17'27.389	1		23.786	27.448	22.365	1'48.115	234,8	15:17'28.173
2	27.418	22.949	27.202	22.156	1'39.725	234,8	15:19'07.114	2	27.544	22.889	27.147	22.471	1'40.051	235,8	15:19'08.224
3	27.279	23.059	27.308	22.165	1'39.811	233,8	15:20'46.925	3	27.416	22.929	27.087	22.634	1'40.066	234,8	15:20'48.290
4	27.265	22.959	27.256	22.120	1'39.600	235,3	15:22'26.525	4	27.344	22.911	27.145	22.254	1'39.654	233,3	15:22'27.944
5	27.264	22.893	27.292	22.152	1'39.601	234,3	15:24'06.126	5	27.361	22.860	27.201	22.249	1'39.671	231,8	15:24'07.615
6	27.280	23.023	27.177	22.079	1'39.559	232,8	15:25'45.685	6	27.397	22.984	27.257	22.271	1'39.909	232,3	15:25'47.524
7	28.687	22.994	27.149	22.035	1'40.865	234,3	15:27'26.550	7	27.301	22.879	27.112	22.170	1'39.462	234,8	15:27'26.986
8	27.693	22.935	27.124	22.110	1'39.862	232,8	15:29'06.412	8	27.651	22.821	27.180	22.252	1'39.904	234,3	15:29'06.890
9	27.222	22.894	27.141	22.113	1'39.370	232,8	15:30'45.782	9	27.310	22.856	27.110	22.157	1'39.433	232,8	15:30'46.323
10	27.163	22.898	27.209	22.095	1'39.365	233,3	15:32'25.147	10	27.321	22.977	27.215	22.174	1'39.687	232,8	15:32'26.010
11	27.212	22.809	27.110	22.028	1'39.159	234,8	15:34'04.306	11	27.313	22.878	27.392	22.351	1'39.934	231,8	15:34'05.944
12	27.172	22.896	27.165	22.194	1'39.427	236,8	15:35'43.733	12	27.252	22.874	27.160	22.232	1'39.518	232,3	15:35'45.462
13	27.185	22.964	27.190	22.027	1'39.366	235,8	15:37'23.099	13	27.227	22.843	27.233	22.241	1'39.544	231,8	15:37'25.006
14	27.250	22.704	27.228	22.098	1'39.280	233,3	15:39'02.379	14	27.345	22.961	27.235	22.249	1'39.790	231,8	15:39'04.796
15	27.246	22.908	27.331	22.000	1'39.485	232,8	15:40'41.864	15	27.238	22.770	27.185	22.182	1'39.375	232,8	15:40'44.171
16	27.137	22.708	27.084	22.088	1'39.017	234,8	15:42'20.881	16	27.529	23.076	27.389	22.268	1'40.262	230,8	15:42'24.433
17	27.946	22.875	27.100	22.036	1'39.957	233,3	15:44'00.838	17	27.760	22.885	27.173	22.090	1'39.908	235,8	15:44'04.341
18	27.433	22.841	27.198	22.197	1'39.669	234,3	15:45'40.507	18	27.261	23.651	27.076	22.272	1'40.260	235,3	15:45'44.601
Race Time 30'00.449								Race Time 30'04.543							

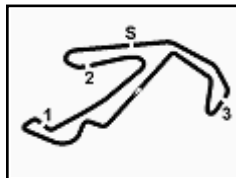
8° 61 C. ONCU (1'39.215)								11° 93 R. MERCANELLI (1'39.113)							
Lap	Seg.1	Seg.2	Seg.3	Seg.4	Lap Time	km/h	Local Time	Lap	Seg.1	Seg.2	Seg.3	Seg.4	Lap Time	km/h	Local Time
1		23.139	27.356	22.066	1'46.106	233,3	15:17'26.164	1		23.516	28.131	22.296	1'48.913	237,4	15:17'28.971
2	27.797	22.855	27.343	22.050	1'40.045	234,8	15:19'06.209	2	27.524	24.287	27.487	22.400	1'41.698	240,0	15:19'10.669
3	27.207	22.866	27.397	22.038	1'39.508	233,3	15:20'45.717	3	27.515	22.837	27.286	22.281	1'39.919	236,8	15:20'50.588
4	27.046	22.840	27.430	22.046	1'39.362	233,3	15:22'25.079	4	27.457	23.015	27.291	22.262	1'40.025	240,0	15:22'30.613
5	27.162	22.783	27.402	21.987	1'39.334	232,8	15:24'04.413	5	27.462	22.909	27.337	22.148	1'39.856	238,4	15:24'10.469
6	27.122	22.820	27.404	21.999	1'39.345	231,8	15:25'43.758	6	27.336	22.888	27.533	22.200	1'39.957	240,5	15:25'50.426
7	27.115	22.818	27.496	21.998	1'39.427	232,8	15:27'23.185	7	27.634	22.835	27.040	22.144	1'39.653	235,8	15:27'30.079
8	27.088	22.810	27.419	22.096	1'39.413	231,8	15:29'02.598	8	27.274	22.779	27.080	22.093	1'39.226	234,8	15:29'09.305
9	27.278	22.885	27.693	22.048	1'39.904	230,3	15:30'42.502	9	27.295	22.798	27.137	22.154	1'39.384	234,3	15:30'48.689
10	27.173	22.790	27.406	21.959	1'39.328	232,3	15:32'21.830	10	27.359	22.806	27.292	22.155	1'39.612	234,3	15:32'28.301
11	27.028	22.707	27.479	22.001	1'39.215	231,8	15:34'01.045	11	27.325	22.892	27.125	22.190	1'39.532	234,3	15:34'07.833
12	27.259	22.875	27.441	22.039	1'39.614	231,3	15:35'40.659	12	27.314	22.752	27.073	22.227	1'39.366	235,3	15:35'47.199
13	27.262	22.858	27.648	22.068	1'39.836	231,3	15:37'20.495	13	27.450	22.813	27.060	22.034	1'39.357	235,3	15:37'26.556
14	27.207	22.807	27.553	22.365	1'39.932	231,8	15:39'00.427	14	27.460	22.763	26.960	22.158	1'39.341	234,8	15:39'05.897
15	27.373	22.862	27.822	22.175	1'40.232	232,3	15:40'40.659	15	27.305	22.738	26.982	22.088	1'39.113	236,3	15:40'45.010
16	27.472	23.027	27.391	22.154	1'40.044	233,8	15:42'20.703	16	27.372	22.808	27.192	22.083	1'39.455	236,3	15:42'24.465
17	28.570	22.749	27.382	21.917	1'40.618	233,3	15:44'01.321	17	27.567	22.798	27.099	22.150	1'39.614	235,8	15:44'04.079
18	27.233	22.786	27.437	22.020	1'39.476	232,8	15:45'40.797	18	27.772	23.140	27.062	22.198	1'40.172	235,8	15:45'44.251
Race Time 30'00.739								Race Time 30'04.193 + 1.000Pen							

9° 66 N. TUULI (1'39.425)								12° 34 K. MANFREDI (1'39.647)							
Lap	Seg.1	Seg.2	Seg.3	Seg.4	Lap Time	km/h	Local Time	Lap	Seg.1	Seg.2	Seg.3	Seg.4	Lap Time	km/h	Local Time
1		23.596	27.376	22.323	1'47.936	235,8	15:17'27.994	1		23.662	27.638	22.290	1'49.030	234,8	15:17'29.088
2	27.500	23.016	27.104	22.470	1'40.090	234,3	15:19'08.084	2	27.555	23.812	27.262	22.282	1'40.911	231,3	15:19'09.999
3	27.235	23.129	27.110	22.101	1'39.575	232,8	15:20'47.659	3	27.533	22.993	27.560	22.351	1'40.437	232,8	15:20'50.436
4	27.147	23.059	27.112	22.107	1'39.425	233,8	15:22'27.084	4	27.398	22.938	27.378	22.212	1'39.926	231,3	15:22'30.362
5	27.228	23.015	27.215	22.177	1'39.635	234,3	15:24'06.719	5	27.467	22.950	27.329	22.158	1'39.904	231,8	15:24'10.266
6	27.179	23.172	27.255	22.113	1'39.719	232,8	15:25'46.438	6	27.258	23.049	27.789	22.272	1'40.368	231,8	15:25'50.634
7	27.241	23.002	27.269	22.004	1'39.516	234,8	15:27'25.954	7	27.706	23.158	27.390	22.162	1'40.416	233,8	15:27'31.050
8	27.274	23.102	27.191	22.016	1'39.583	232,3	15:29'05.537	8	27.424	23.059	27.651	22.242	1'40.376	230,3	15:29'11.426
9	27.161	22.978	27.259	22.120	1'39.518	231,8	15:30'45.055	9	27.430	23.049	27.755	22.487	1'40.721	226,4	15:30'52.147
10	27.254	22.953	27.192	22.074	1'39.473	231,8	15:32'24.528	10	27.435	23.195	27.938	22.310	1'40.878	227,4	15:32'33.025
11	27.114	23.066	27.181	22.073	1'39.434	232,3	15:34'03.962	11	27.576	23.270	27.906	22.293	1'41.045	226,4	15:34'14.070
12	27.086	23.069	27.192	22.159	1'39.506	232,3	15:35'43.468	12	27.539	23.199	28.021	22.397	1'41.156	226,4	15:35'55.226
13	27.233	22.984	27.205	22.122	1'39.544	233,3	15:37'23.012	13	27.567	23.279	27.625	22.415	1'40.886	232,3	15:37'36.112
14	27.589	22.942	27.297	22.160	1'39.988	232,8	15:39'03.000	14	27.857	22.855	27.510	22.131	1'40.353	229,3	15:39'16.465
15	27.225	22.892	27.418	22.019	1'39.554	232,8	15:40'42.554	15	27.299	22.941	27.417	21.990	1'39.647	230,3	15:40'56.112
16	27.098	22.804	27.204	22.481	1'39.587	233,3	15:42'22.141	16	27.342	22.876	27.534	22.067	1'39.819	232,3	15:42'35.931
17	27.427	22.922	27.512	22.078	1'39.939	231,8	15:44'02.080	17	27.520	22.916	27.414	22.117	1'39.967	231,3	15:44'15.898
18	27.099	22.992	27.277	22.168	1'39.536	232,8	15:45'41.616	18	27.415	22.857	27.855	22.419	1'40.546	231,8	15:45'56.444
Race Time 30'01.558								Race Time 30'16.386							

12/06/2021 P = Pits In/Out - C = Lap Time Cancelled

These data/results cannot be reproduced, stored and/or transmitted in whole or in part by any manner of electronic, mechanical, photocopying, recording, broadcasting or otherwise now known or herein after developed without the previous express consent by the copyright owner, except for reproduction in daily press and regular printed publications on sale to the public within 60 days of the event related to those data/results and always provided that copyright symbol appears together as follows below.

© DORNA WSBK ORGANIZATION Srl 2021



Pirelli Made in Italy Emilia-Romagna Round, 11-13 June 2021

Chronological Analysis Race 1

Misano Circuit Sic 58.4.226 m

Start at 15:15'40.058

3 / 5

13° 55 G. HENDRA PRATAMA (1'39.915)								16° 70 M. ALCOBA (1'39.651)							
Lap	Seg.1	Seg.2	Seg.3	Seg.4	Lap Time	km/h	Local Time	Lap	Seg.1	Seg.2	Seg.3	Seg.4	Lap Time	km/h	Local Time
1		23.716	27.769	22.575	1'49.786	239,5	15:17'29.844	1		23.643	27.509	22.299	1'48.617	233,3	15:17'28.675
2	27.731	23.149	27.394	22.425	1'40.699	238,4	15:19'10.543	2	27.222	22.956	27.382	22.246	1'39.806	234,3	15:19'08.481
3	27.848	22.976	27.329	22.409	1'40.562	237,4	15:20'51.105	3	27.526	23.053	27.448	22.304	1'40.331	231,3	15:20'48.812
4	27.489	23.056	27.277	22.229	1'40.051	236,3	15:22'31.156	4	27.205	23.113	27.668	22.261	1'40.247	231,8	15:22'29.059
5	27.616	22.947	27.483	22.168	1'40.214	236,3	15:24'11.370	5	27.281	23.236	27.687	22.367	1'40.571	230,8	15:24'09.630
6	27.386	22.925	27.358	22.246	1'39.915	235,3	15:25'51.285	6	27.364	23.220	27.694	22.352	1'40.630	229,8	15:25'50.260
7	27.554	22.904	27.331	22.328	1'40.117	239,5	15:27'31.402	7	27.530	23.240	27.547	22.261	1'40.578	233,8	15:27'30.838
8	27.836	22.957	27.257	22.460	1'40.510	236,8	15:29'11.912	8	27.369	23.190	27.630	22.417	1'40.606	230,8	15:29'11.444
9	27.740	23.096	27.547	22.309	1'40.692	234,8	15:30'52.604	9	27.572	23.190	27.750	22.372	1'40.884	231,8	15:30'52.328
10	27.672	23.092	27.722	22.424	1'40.910	234,3	15:32'33.514	10	27.705	23.127	27.694	22.369	1'40.895	231,8	15:32'33.223
11	27.597	23.056	27.835	22.312	1'40.800	234,8	15:34'14.314	11	27.555	23.250	28.127	22.420	1'41.352	230,3	15:34'14.575
12	27.597	23.143	27.537	22.435	1'40.712	235,8	15:35'55.026	12	27.545	23.219	27.697	22.349	1'40.810	235,3	15:35'55.385
13	27.512	23.448	27.593	22.429	1'40.982	236,3	15:37'36.008	13	27.618	23.200	27.587	22.457	1'40.862	235,8	15:37'36.247
14	27.792	23.295	27.606	22.357	1'41.050	234,3	15:39'17.058	14	27.279	23.074	27.481	22.302	1'40.136	230,8	15:39'16.383
15	27.553	22.923	27.388	22.263	1'40.127	235,3	15:40'57.185	15	27.153	23.024	27.343	22.131	1'39.651	231,8	15:40'56.034
16	27.616	22.957	27.382	22.316	1'40.271	234,8	15:42'37.456	16	27.233	22.921	27.476	22.165	1'39.795	232,8	15:42'35.829
17	27.499	22.971	27.308	22.455	1'40.233	235,8	15:44'17.689	17	27.455	22.954	27.414	22.179	1'40.002	234,3	15:44'15.831
18	27.508	22.953	27.534	22.416	1'40.411	235,3	15:45'58.102	18	27.344	23.081	27.523	22.621	1'40.569	236,8	15:45'56.400
Race Time 30'18.042								Race Time 30'16.342 + 7.000Pen							

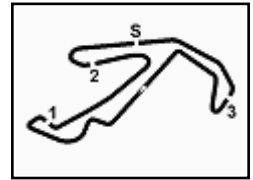
14° 95 V. TAKALA (1'39.861)								17° 2 L. MONTELLA (1'40.313)							
Lap	Seg.1	Seg.2	Seg.3	Seg.4	Lap Time	km/h	Local Time	Lap	Seg.1	Seg.2	Seg.3	Seg.4	Lap Time	km/h	Local Time
1		23.776	28.247	23.010	1'50.883	237,4	15:17'30.941	1		23.945	27.947	22.856	1'51.098	235,3	15:17'31.156
2	28.398	23.096	27.680	22.473	1'41.647	235,8	15:19'12.588	2	27.993	23.428	27.789	22.626	1'41.836	235,3	15:19'12.992
3	27.672	23.146	27.738	22.468	1'41.024	235,8	15:20'53.612	3	28.316	23.158	27.611	22.337	1'41.422	234,3	15:20'54.414
4	27.840	22.973	27.715	22.415	1'40.943	237,4	15:22'34.555	4	27.649	23.132	27.660	22.366	1'40.807	233,3	15:22'35.221
5	27.612	23.082	27.422	22.319	1'40.435	234,8	15:24'14.990	5	27.748	23.061	27.633	22.256	1'40.698	235,3	15:24'15.919
6	27.632	23.060	27.417	22.284	1'40.393	235,8	15:25'55.383	6	27.774	23.225	27.648	22.398	1'41.045	233,8	15:25'56.964
7	27.729	23.156	27.319	22.287	1'40.491	234,8	15:27'35.874	7	27.625	23.011	27.435	22.242	1'40.313	234,3	15:27'37.277
8	27.886	23.336	27.509	22.251	1'40.982	233,8	15:29'16.856	8	27.796	23.028	27.770	22.366	1'40.960	238,9	15:29'18.237
9	27.668	23.101	27.598	22.454	1'40.821	235,3	15:30'57.677	9	27.779	23.021	27.568	22.410	1'40.778	234,8	15:30'59.015
10	27.765	23.084	27.298	22.126	1'40.273	230,8	15:32'37.950	10	28.014	23.040	27.633	22.358	1'41.045	236,3	15:32'40.060
11	27.405	23.156	27.293	22.162	1'40.016	234,3	15:34'17.966	11	27.666	23.052	27.986	22.392	1'41.096	233,3	15:34'21.156
12	27.480	23.170	27.319	22.365	1'40.334	236,3	15:35'58.300	12	28.023	22.984	27.634	22.327	1'40.968	233,3	15:36'02.124
13	27.347	22.916	27.412	22.186	1'39.861	234,3	15:37'38.161	13	27.855	22.975	27.750	22.663	1'41.243	235,8	15:37'43.367
14	27.256	23.069	27.582	22.493	1'40.400	234,8	15:39'18.561	14	27.827	22.946	27.959	22.747	1'41.479	236,3	15:39'24.846
15	27.415	23.002	27.320	22.172	1'39.909	233,8	15:40'58.470	15	27.651	23.040	27.771	22.323	1'40.785	236,3	15:41'05.631
16	27.408	23.061	27.355	22.375	1'40.199	234,3	15:42'38.669	16	27.681	22.893	27.645	22.371	1'40.590	233,8	15:42'46.221
17	27.462	23.103	27.449	22.343	1'40.357	235,3	15:44'19.026	17	27.628	22.893	27.558	22.403	1'40.482	234,8	15:44'26.703
18	27.492	23.013	27.617	22.263	1'40.385	235,8	15:45'59.411	18	27.688	22.946	27.693	22.451	1'40.778	231,3	15:46'07.481
Race Time 30'19.353								Race Time 30'27.423							

15° 24 L. TACCINI (1'40.096)								18° 11 L. OTTAVIANI (1'40.223)							
Lap	Seg.1	Seg.2	Seg.3	Seg.4	Lap Time	km/h	Local Time	Lap	Seg.1	Seg.2	Seg.3	Seg.4	Lap Time	km/h	Local Time
1		24.034	27.953	23.026	1'51.479	233,8	15:17'31.537	1		23.595	27.698	22.701	1'50.026	234,3	15:17'30.084
2	27.945	23.289	27.699	22.388	1'41.321	235,8	15:19'12.858	2	27.913	22.994	27.495	22.418	1'40.820	235,8	15:19'10.904
3	27.667	23.198	27.498	22.345	1'40.708	232,8	15:20'53.566	3	27.712	22.966	27.523	22.503	1'40.704	232,8	15:20'51.608
4	27.392	23.231	27.374	22.444	1'40.441	234,3	15:22'34.007	4	27.592	22.879	27.547	23.163	1'41.181	232,8	15:22'32.789
5	27.276	23.276	27.207	22.337	1'40.096	232,3	15:24'14.103	5	27.612	22.960	27.727	22.507	1'40.806	233,8	15:24'13.595
6	27.483	23.225	27.830	22.469	1'41.007	233,8	15:25'55.110	6	27.767	23.005	27.675	22.483	1'40.930	230,8	15:25'54.525
7	27.355	23.095	27.251	22.650	1'40.351	234,3	15:27'35.461	7	27.537	22.903	27.558	22.937	1'40.935	231,3	15:27'35.460
8	28.029	23.165	27.278	22.523	1'40.995	233,3	15:29'16.456	8	27.795	22.829	27.586	22.846	1'41.056	230,3	15:29'16.516
9	27.530	23.234	27.342	22.363	1'40.469	230,8	15:30'56.925	9	27.752	23.074	27.642	22.528	1'40.996	231,8	15:30'57.512
10	27.508	23.235	27.289	22.455	1'40.487	231,8	15:32'37.412	10	28.144	23.044	27.573	22.400	1'41.161	233,3	15:32'38.673
11	27.334	23.172	27.330	22.515	1'40.351	231,3	15:34'17.763	11	27.508	22.834	27.518	22.363	1'40.223	232,8	15:34'18.896
12	27.409	23.281	27.203	22.712	1'40.605	232,3	15:35'58.368	12	27.805	22.883	27.906	24.101	1'42.695	230,8	15:36'01.591
13	27.713	23.053	27.284	22.407	1'40.457	233,8	15:37'38.825	13	27.818	22.863	28.211	22.578	1'41.470	231,8	15:37'43.061
14	27.344	23.205	27.297	22.963	1'40.809	232,8	15:39'19.634	14	27.788	22.908	27.837	22.470	1'41.003	231,8	15:39'24.064
15	27.432	23.119	27.253	22.533	1'40.337	232,3	15:40'59.971	15	27.759	22.939	27.858	22.576	1'41.132	229,3	15:41'05.196
16	27.485	23.288	27.220	22.517	1'40.510	232,3	15:42'40.481	16	27.637	22.884	27.671	22.567	1'40.759	229,3	15:42'45.955
17	27.529	23.231	27.304	22.465	1'40.529	232,3	15:44'21.010	17	27.534	22.860	27.687	22.849	1'40.930	229,8	15:44'26.885
18	27.482	23.121	27.262	22.632	1'40.497	233,8	15:46'01.507	18	27.798	22.858	27.782	22.711	1'41.149	233,3	15:46'08.034
Race Time 30'21.449								Race Time 30'27.976							

12/06/2021 P = Pits In/Out - C = Lap Time Cancelled

These data/results cannot be reproduced, stored and/or transmitted in whole or in part by any manner of electronic, mechanical, photocopying, recording, broadcasting or otherwise now known or herein after developed without the previous express consent by the copyright owner, except for reproduction in daily press and regular printed publications on sale to the public within 60 days of the event related to those data/results and always provided that copyright symbol appears together as follows below.

© DORNA WSBK ORGANIZATION Srl 2021



Pirelli Made in Italy Emilia-Romagna Round, 11-13 June 2021

Chronological Analysis Race 1

Misano Circuit Sic 58.4.226 m

Start at 15:15'40.058

4 / 5

19° 42 S. FROSSARD (1'40.486)								22° 15 E. MCMANUS (1'41.810)							
Lap	Seg.1	Seg.2	Seg.3	Seg.4	Lap Time	km/h	Local Time	Lap	Seg.1	Seg.2	Seg.3	Seg.4	Lap Time	km/h	Local Time
1		23.857	28.013	22.757	1'50.835	233,3	15:17'30.893	1		24.341	28.097	22.760	1'52.351	237,4	15:17'32.409
2	27.883	23.251	27.655	22.350	1'41.139	231,3	15:19'12.032	2	28.248	23.450	28.166	22.851	1'42.715	237,4	15:19'15.124
3	27.841	23.297	27.705	22.315	1'41.158	231,3	15:20'53.190	3	28.131	23.307	28.422	23.010	1'42.870	232,8	15:20'57.994
4	27.553	23.230	27.981	22.386	1'41.150	228,8	15:22'34.340	4	27.786	23.473	28.245	22.853	1'42.357	232,8	15:22'40.351
5	28.082	23.186	27.708	22.236	1'41.212	232,8	15:24'15.552	5	28.029	23.415	28.342	22.775	1'42.561	232,8	15:24'22.912
6	27.462	23.299	27.639	22.218	1'40.618	230,8	15:25'56.170	6	27.848	23.364	28.285	22.569	1'42.066	231,3	15:26'04.978
7	27.610	23.011	27.670	22.317	1'40.608	234,8	15:27'36.778	7	27.814	23.273	28.306	22.811	1'42.204	231,8	15:27'47.182
8	27.937	23.149	27.823	22.468	1'41.377	233,8	15:29'18.155	8	28.148	23.495	28.633	22.695	1'42.971	230,8	15:29'30.153
9	27.706	22.956	27.629	22.550	1'40.841	232,8	15:30'58.996	9	28.053	23.327	28.366	22.663	1'42.409	229,8	15:31'12.562
10	27.634	23.238	27.593	22.199	1'40.664	231,8	15:32'39.660	10	27.836	23.254	28.014	22.706	1'41.810	232,3	15:32'54.372
11	27.358	23.042	27.712	22.374	1'40.486	233,8	15:34'20.146	11	27.754	23.370	28.080	22.755	1'41.959	231,3	15:34'36.331
12	27.672	23.249	27.540	22.605	1'41.066	234,3	15:36'01.212	12	27.917	23.644	28.206	22.672	1'42.439	229,8	15:36'18.770
13	27.682	23.214	27.874	22.386	1'41.156	228,8	15:37'42.368	13	27.821	23.454	28.549	22.661	1'42.485	231,3	15:38'01.255
14	27.703	23.368	27.910	22.484	1'41.465	227,4	15:39'23.833	14	27.827	23.337	28.460	22.801	1'42.425	230,8	15:39'43.680
15	27.684	23.790	27.955	22.780	1'42.209	229,3	15:41'06.042	15	28.168	23.330	28.676	22.805	1'42.979	230,3	15:41'26.659
16	27.788	23.203	27.912	22.417	1'41.320	229,8	15:42'47.362	16	27.839	23.569	28.489	22.845	1'42.742	231,3	15:43'09.401
17	27.834	23.359	27.863	22.451	1'41.507	228,8	15:44'28.869	17	28.020	23.398	28.317	22.683	1'42.418	231,3	15:44'51.819
18	27.895	23.349	27.948	22.584	1'41.776	230,8	15:46'10.645	18	28.141	23.371	28.767	23.198	1'43.477	230,3	15:46'35.296
Race Time 30'30.587								Race Time 30'55.238							

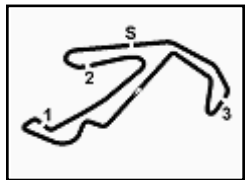
20° 63 D. STIRPE (1'40.580)								RET 6 M. HERRERA (1'39.810)							
Lap	Seg.1	Seg.2	Seg.3	Seg.4	Lap Time	km/h	Local Time	Lap	Seg.1	Seg.2	Seg.3	Seg.4	Lap Time	km/h	Local Time
1		23.703	27.842	22.592	1'50.265	235,8	15:17'30.323	1		23.663	27.917	22.528	1'49.426	238,4	15:17'29.484
2	27.887	23.046	27.670	22.346	1'40.949	232,8	15:19'11.272	2	27.540	22.988	27.391	22.093	1'40.012	234,8	15:19'09.496
3	27.561	23.036	27.713	22.270	1'40.580	231,8	15:20'51.852	3	27.493	23.014	27.828	22.227	1'40.562	233,3	15:20'50.058
4	27.554	22.941	27.694	22.403	1'40.592	233,3	15:22'32.444	4	27.338	23.025	27.554	22.239	1'40.156	233,8	15:22'30.214
5	27.605	23.026	27.853	22.484	1'40.968	230,3	15:24'13.412	5	27.344	22.995	27.376	22.095	1'39.810	233,8	15:24'10.024
6	27.732	23.582	27.835	22.670	1'41.819	229,8	15:25'55.231	6	27.329	23.059	27.679	22.263	1'40.330	231,8	15:25'50.354
7	27.688	22.994	28.216	22.390	1'41.288	232,8	15:27'36.519	7	27.836	23.174	27.387	22.135	1'40.532	236,3	15:27'30.886
8	27.966	23.189	27.826	22.275	1'41.256	231,8	15:29'17.775	8	27.862	23.095	27.543	22.360	1'40.860	236,8	15:29'11.746
9	27.617	23.001	27.860	22.391	1'40.869	230,3	15:30'58.644	9	28.071	23.166	27.517	22.245	1'40.999	235,3	15:30'52.745
10	27.578	23.028	27.713	22.327	1'40.646	232,8	15:32'39.290	10	27.970	22.909	27.619	22.423	1'40.921	236,8	15:32'33.666
11	27.507	22.961	27.831	22.315	1'40.614	231,3	15:34'19.904	11	27.614	23.095	27.930	22.294	1'40.933	233,8	15:34'14.599
12	27.567	23.097	27.828	22.536	1'41.028	231,8	15:36'00.932	12	27.656	23.199	27.519	22.265	1'40.639	236,8	15:35'55.238
13	27.800	23.212	28.325	22.595	1'41.932	228,8	15:37'42.864	13	27.433	23.155	27.506	22.128	1'40.222	230,8	15:37'35.460
14	27.701	23.409	28.004	22.624	1'41.738	231,8	15:39'24.602	14	27.494	22.835	27.685	22.211	1'40.225	230,8	15:39'15.685
15	27.683	23.401	27.909	22.617	1'41.610	232,8	15:41'06.212	15	27.352	22.947	27.413	22.177	1'39.889	231,3	15:40'55.574
16	27.924	23.090	27.920	22.553	1'41.487	233,3	15:42'47.699	16	27.456	22.897	27.573	22.094	1'40.020	230,8	15:42'35.594
17	27.783	23.199	27.949	22.420	1'41.351	232,8	15:44'29.050	17	27.542	22.890	27.503	22.095	1'40.030	231,3	15:44'15.624
18	27.928	23.227	28.050	22.659	1'41.864	229,8	15:46'10.914								Race Time 28'35.566
Race Time 30'30.856															

21° 80 A. PONTONE (1'40.660)								24° 22 F. FULIGNI (1'39.447)							
Lap	Seg.1	Seg.2	Seg.3	Seg.4	Lap Time	km/h	Local Time	Lap	Seg.1	Seg.2	Seg.3	Seg.4	Lap Time	km/h	Local Time
1		24.077	27.780	22.970	1'51.621	233,3	15:17'31.679	1		23.266	27.577	22.414	1'47.641	238,9	15:17'27.699
2	27.972	23.825	27.505	22.426	1'41.728	233,8	15:19'13.407	2	27.412	22.894	27.249	22.753	1'40.308	233,3	15:19'08.007
3	28.089	23.344	27.742	22.386	1'41.561	232,8	15:20'54.968	3	27.837	23.030	39.195	6'28.205	7'58.267P	155,4	15:27'06.274
4	27.573	23.430	27.699	22.367	1'41.069	231,3	15:22'36.037	4	1'10.677	24.193	27.938	22.670	2'25.478P	228,3	15:29'31.752
5	27.620	23.434	27.513	22.295	1'40.862	231,3	15:24'16.899	5	27.473	23.021	27.823	22.564	1'40.881	231,3	15:31'12.633
6	27.574	23.447	27.608	22.487	1'41.116	230,8	15:25'58.015	6	27.386	22.872	27.527	22.636	1'40.421	230,8	15:32'53.054
7	27.722	23.403	27.810	22.366	1'41.301	232,3	15:27'39.316	7	27.367	22.944	27.491	22.149	1'39.951	230,3	15:34'33.005
8	27.558	23.277	27.672	22.455	1'40.962	230,8	15:29'20.278	8	27.181	22.824	27.371	22.216	1'39.592	230,3	15:36'12.597
9	27.624	23.296	27.667	22.381	1'40.968	230,3	15:31'01.246	9	27.135	22.839	27.272	22.201	1'39.447	231,8	15:37'52.044
10	27.681	23.387	27.793	22.509	1'41.370	230,3	15:32'42.616	10	27.282	22.837	27.396	22.248	1'39.763	230,3	15:39'31.807
11	27.690	23.547	27.739	22.331	1'41.307	229,3	15:34'23.923	11	27.327	22.868	27.374	22.285	1'39.854	230,8	15:41'11.661
12	27.651	23.607	27.875	22.432	1'41.565	229,3	15:36'05.488	12	27.474	23.097	27.526	22.301	1'40.398	230,8	15:42'52.059
13	27.621	23.667	27.694	22.354	1'41.336	229,8	15:37'46.824	13	27.493	22.934	27.453	22.328	1'40.208	232,8	15:44'32.267
14	27.663	23.386	27.852	22.338	1'41.239	227,8	15:39'28.063	14	27.433	22.794	27.323	22.358	1'39.908	233,8	15:46'12.175
Race Time 30'32.117															
RET 84 M. FABRIZIO (1'40.690)															
Lap	Seg.1	Seg.2	Seg.3	Seg.4	Lap Time	km/h	Local Time	Lap	Seg.1	Seg.2	Seg.3	Seg.4	Lap Time	km/h	Local Time
1								1		24.231	27.809	22.877	1'51.929	234,8	15:17'31.987
2								2	27.961	23.366	27.425	22.502	1'41.254	233,8	15:19'13.241
3								3	27.631	23.335	27.341	22.383	1'40.690	232,8	15:20'53.931
Race Time 30'31.643															

12/06/2021 P = Pits In/Out - C = Lap Time Cancelled

These data/results cannot be reproduced, stored and/or transmitted in whole or in part by any manner of electronic, mechanical, photocopying, recording, broadcasting or otherwise now known or herein after developed without the previous express consent by the copyright owner, except for reproduction in daily press and regular printed publications on sale to the public within 60 days of the event related to those data/results and always provided that copyright symbol appears together as follows below.

© DORNA WSBK ORGANIZATION Srl 2021


Pirelli Made in Italy Emilia-Romagna Round, 11-13 June 2021
Chronological Analysis Race 1

Misano Circuit Sic 58 4.226 m

5 / 5

Start at 15:15'40.058

Lap	Seg.1	Seg.2	Seg.3	Seg.4	Lap Time	km/h	Local Time
4	27.737	23.171	27.563	22.470	1'40.941	233,8	15:22'34.872
5	27.741	23.174	27.675	22.397	1'40.987	234,8	15:24'15.859
6	27.511	23.430	27.622	23.027	1'41.590	232,3	15:25'57.449
7	27.806	23.405	27.725	22.616	1'41.552	231,3	15:27'39.001
8	27.472	23.308	27.579	22.461	1'40.820	231,3	15:29'19.821
9	27.562	23.213	27.593	22.496	1'40.864	229,8	15:31'00.685
10	27.477	23.354	27.593	22.455	1'40.879	231,8	15:32'41.564
11	27.479	23.515	27.623	22.531	1'41.148	229,8	15:34'22.712
12	30.108	26.554	30.043	37.709	2'04.414P	215,1	15:36'27.126

Race Time 20'47.068

RET 94 F. CARICASULO (1'39.200)							
Lap	Seg.1	Seg.2	Seg.3	Seg.4	Lap Time	km/h	Local Time
1		23.436	27.538	22.228	1'47.097	235,8	15:17'27.155
2	27.450	22.811	27.291	22.085	1'39.637	239,5	15:19'06.792
3	27.382	22.874	27.285	22.114	1'39.655	238,4	15:20'46.447
4	27.472	22.810	27.420	22.010	1'39.712	237,9	15:22'26.159
5	27.350	22.776	27.448	21.993	1'39.567	236,3	15:24'05.726
6	27.110	22.737	27.372	21.981	1'39.200	235,3	15:25'44.926
7	27.500	22.814	27.397	22.040	1'39.751	233,8	15:27'24.677
8	27.261	22.783	27.402	21.960	1'39.406	232,8	15:29'04.083

Race Time 13'24.025

RET 3 R. DE ROSA (1'39.524)							
Lap	Seg.1	Seg.2	Seg.3	Seg.4	Lap Time	km/h	Local Time
1		23.667	27.509	22.389	1'47.815	234,8	15:17'27.873
2	27.414	22.951	27.136	22.279	1'39.780	236,8	15:19'07.653
3	27.285	22.999	27.126	22.143	1'39.553	232,8	15:20'47.206
4	27.218	22.945	27.206	22.242	1'39.611	237,9	15:22'26.817
5	27.174	23.017	27.119	22.214	1'39.524	234,8	15:24'06.341
6	27.270	22.971	27.193	22.101	1'39.535	235,8	15:25'45.876
7	27.659	22.929	27.262	21.990	1'39.840	231,8	15:27'25.716

Race Time 11'45.658

RET 38 H. SOOMER (1'39.190)							
Lap	Seg.1	Seg.2	Seg.3	Seg.4	Lap Time	km/h	Local Time
1		23.376	27.576	22.240	1'46.836	234,8	15:17'26.894
2	27.483	22.895	27.131	22.251	1'39.760	236,8	15:19'06.654
3	27.266	22.923	27.248	22.245	1'39.682	234,8	15:20'46.336
4	27.115	22.889	27.111	22.075	1'39.190	234,3	15:22'25.526
5	48.369	29.378	29.823	44.192	2'31.762P	216,9	15:24'57.288

Race Time 9'17.230

RET 88 M. PATACCA (1'40.176)							
Lap	Seg.1	Seg.2	Seg.3	Seg.4	Lap Time	km/h	Local Time
1		23.438	27.477	22.517	1'48.511	234,8	15:17'28.569
2	27.523	23.041	27.308	22.304	1'40.176	234,8	15:19'08.745
3	27.398	23.100	27.423	22.289	1'40.210	235,3	15:20'48.955
4	27.306	23.072	27.575	22.258	1'40.211	235,3	15:22'29.166

Race Time 6'49.108

RET 71 C. BERGMAN (1'40.182)							
Lap	Seg.1	Seg.2	Seg.3	Seg.4	Lap Time	km/h	Local Time
1		23.795	27.803	22.572	1'49.689	238,9	15:17'29.747
2	27.561	22.970	27.339	22.312	1'40.182	234,8	15:19'09.929
3	27.484	22.954	27.572	22.419	1'40.429	232,3	15:20'50.358
4	27.364	24.766			2'38.276P	76,7	15:23'28.634

Race Time 7'48.576

RET 27 M. ROCCOLI (1'40.089)							
Lap	Seg.1	Seg.2	Seg.3	Seg.4	Lap Time	km/h	Local Time
1		24.272	27.695	22.669	1'50.979	234,8	15:17'31.037
2	27.938	23.203	27.617	22.433	1'41.191	237,9	15:19'12.228
3	27.485	23.019	27.298	22.287	1'40.089	233,3	15:20'52.317

Race Time 5'12.259

RET 45 S. KAWASAKI							
Lap	Seg.1	Seg.2	Seg.3	Seg.4	Lap Time	km/h	Local Time
1							

12/06/2021 P = Pits In/Out - C = Lap Time Cancelled

These data/results cannot be reproduced, stored and/or transmitted in whole or in part by any manner of electronic, mechanical, photocopying, recording, broadcasting or otherwise now known or herein after developed without the previous express consent by the copyright owner, except for reproduction in daily press and regular printed publications on sale to the public within 60 days of the event related to those data/results and always provided that copyright symbol appears together as follows below.

© DORNA WSBK ORGANIZATION Srl 2021