

Pirelli Made in Italy Emilia-Romagna Round, 11-13 June 2021

Results Race 2 - Red Flag

Laps 6 = 47,016 Km - Time of Race 11'26.747 - Avg. 246,463 km/h

1 / 2

Pos	Grid	No. Rider	Nat	Team	Bike	Class	LL	Int.	Gap	Rel.	Fastest Lap	Speed	Qualifying	Speed
1	6	4 S. ODENDAAL	RSA	Evan Bros. WorldSSP Yamaha Team	Yamaha YZF R6		6	I3.1			1'38.882	237,4	1'37.908	240,0
2	4	16 J. CLUZEL	FRA	GMT94 Yamaha	Yamaha YZF R6		6	I3.1	0.266	0.266	1'39.023	234,3	1'37.862	238,9
3	1	77 D. AEGERTER	SUI	Ten Kate Racing Yamaha	Yamaha YZF R6		6	I3.1	0.445	0.179	1'39.000	232,8	1'37.726	236,8
4	3	81 M. GONZALEZ	ESP	Yamaha ParkinGo Team	Yamaha YZF R6		6	I3.1	0.688	0.243	1'38.715	235,8	1'37.861	237,9
5	2	29 L. BERNARDI	SMR	CM Racing	Yamaha YZF R6		6	I3.1	0.875	0.187	1'39.047	237,4	1'37.739	242,2
6	10	3 R. DE ROSA	ITA	Orelac Racing VerdNatura	Kawasaki ZX-6R		6	I3.1	3.047	2.172	1'39.272	235,8	1'38.120	237,4
7	11	94 F. CARICASULO	ITA	GMT94 Yamaha	Yamaha YZF R6		6	I3.1	3.387	0.340	1'39.537	236,3	1'38.121	235,3
8	7	5 P. OETTL	GER	Kawasaki Puccetti Racing	Kawasaki ZX-6R		6	I3.1	3.672	0.285	1'39.225	237,9	1'37.941	236,8
9	8	21 R. KRUMMENACHER	SUI	EAB Racing Team	Yamaha YZF R6		6	I3.1	4.137	0.465	1'39.201	235,3	1'37.956	235,3
10	5	38 H. SOOMER	EST	Kallio Racing	Yamaha YZF R6		6	I3.1	4.975	0.838	1'39.465	233,8	1'37.863	237,4
11	21	70 M. ALCOBA	ESP	Yamaha MS Racing	Yamaha YZF R6		6	I3	1 Sector	1 Sector	1'39.868	235,3	1'39.054	237,4
12	13	22 F. FULIGNI	ITA	VFT Racing	Yamaha YZF R6		6	I3	1 Sector	1.652	1'39.872	231,8	1'38.334	236,8
13	16	27 M. ROCCOLI	ITA	Promodriver Organization	Yamaha YZF R6		6	I3	1 Sector	0.860	1'39.914	234,8	1'38.770	239,5
14	19	88 M. PATACCA	ITA	Bike e Motor Racing Team	Yamaha YZF R6		6	I3	1 Sector	1.406	1'40.092	232,8	1'39.000	238,9
15	26	2 L. MONTELLA	ITA	Chioldo Moto Racing	Yamaha YZF R6	*	6	I3	1 Sector	2.412	1'40.253	236,8	1'39.337	237,4
16	18	71 C. BERGMAN	SWE	Wojcik Racing Team	Yamaha YZF R6		6	I3	1 Sector	0.169	1'39.986	235,3	1'38.941	236,8
17	25	55 G. HENDRA PRATAMA	INA	Ten Kate Racing Yamaha	Yamaha YZF R6		6	I3	1 Sector	0.522	1'40.233	237,4	1'39.309	238,9
18	24	11 L. OTTAVIANI	ITA	RM Racing	Kawasaki ZX-6R		6	I2.1	2 Sectors	1 Sector	1'39.769	233,8	1'39.248	235,3
19	23	63 D. STIRPE	ITA	Extreme Racing Service	MV Agusta F3 675		6	I2.1	2 Sectors	0.748	1'40.089	233,8	1'39.193	236,8
20	27	84 M. FABRIZIO	ITA	G.A.P. MOTOZOO Racing by Puccetti	Kawasaki ZX-6R		6	I2.1	2 Sectors	1.651	1'40.193	234,3	1'39.474	234,3
21	30	80 A. PONTONE	ITA	Bike e Motor Racing Team	Yamaha YZF R6		6	I2.1	2 Sectors	0.433	1'40.558	231,8	1'39.918	234,8
22	28	95 V. TAKALA	FIN	Kallio Racing	Yamaha YZF R6		6	I2.1	2 Sectors	0.755	1'39.937	234,8	1'39.493	238,4
23	29	24 L. TACCINI	ITA	Orelac Racing VerdNatura	Kawasaki ZX-6R	*	6	I2.1	2 Sectors	0.416	1'40.203	234,8	1'39.507	236,8
24	17	23 D. PIZZOLI	ITA	VFT Racing	Yamaha YZF R6		6	I2.1	2 Sectors	3.298	1'40.638	235,3	1'38.842	235,3
25	32	15 E. MCMANUS	IRL	WRP Wepol Racing	Yamaha YZF R6		6	SPD	3 Sectors	1 Sector	1'41.193	236,8	1'40.653	236,3
26	33	45 S. KAWASAKI	JPN	G.A.P. MOTOZOO Racing by Puccetti	Kawasaki ZX-6R	*	6	I2	4 Sectors	1 Sector	1'42.975	228,8	1'41.613	236,3
-----Not Classified-----														
RET	9	61 C. ONCU	TUR	Kawasaki Puccetti Racing	Kawasaki ZX-6R		6				1'38.947	235,3	1'38.036	238,9
RET	20	6 M. HERRERA	ESP	Biblion Iberica Yamaha Motoxacing	Yamaha YZF R6	*	6				1'39.805	235,8	1'39.026	238,4
RET	31	42 S. FROSSARD	SUI	Moto Team Jura Vitesse	Yamaha YZF R6	*	3				1'41.118	231,3	1'40.172	232,8
RET	22	34 K. MANFREDI	ITA	Allgo Racing Team	Yamaha YZF R6	*	2				225,0	1'39.143	234,8	
RET	15	66 N. TUULI	FIN	MV Agusta Corse Clienti	MV Agusta F3 675		0						1'38.696	234,8
RET	14	93 R. MERCANDELLI	ITA	Team Rosso e Nero	Yamaha YZF R6		0						1'38.514	237,9
RET	12	12 F. FULIGNI	ITA	D34G Racing	Yamaha YZF R6		0						1'38.167	242,2

AIR	Humidity:	43%	Temp:	31°C
TRACK	Condition:	Dry	Temp:	47°C

Records	Pole (QP)	2015	J.Cluzel	1'37.482	156,07 Km/h
	Race (RC)	2018	S.Cortese	1'38.193	154,94 Km/h
	All Times (QP)	2015	J.Cluzel	1'37.482	156,07 Km/h
Race Fastest Lap	Lap 4	M.Gonzalez	1'38.715	154,12 Km/h	

LAP LEADERS				
No. Rider	From	To	Laps	Total
16 J. CLUZEL	1	3	3	0
4 S. ODENDAAL	4	6	3	0

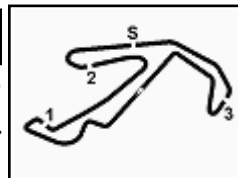
TOTAL LEADER LAPS	
No. Rider	Laps
5 P. OETTL	30
77 D. AEGERTER	24
4 S. ODENDAAL	10
16 J. CLUZEL	10
71 C. BERGMAN	10

* WorldSSP Challenge

13/06/2021 Start 12:31 End 12:48 The results are provisional until the end of the time limit for protests and appeals and the completion of the technical checks.

These data/results cannot be reproduced, stored and/or transmitted in whole or in part by any manner of electronic, mechanical, photocopying, recording, broadcasting or otherwise now known or herein after developed without the previous express consent by the copyright owner, except for reproduction in daily press and regular printed publications on sale to the public within 60 days of the event related to those data/results and always provided that copyright symbol appears together as follows below.

© DORNA WSBK ORGANIZATION Srl 2021



Pirelli Made in Italy Emilia-Romagna Round, 11-13 June 2021

Results Race 2 - Red Flag

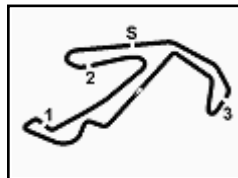
Race Highlights

Time	No. Rider	Description
12.27.54		Warm-up Lap Start
12.31.11		Start
12.32.14	66 Tuuli	Crashed - Turn 10
12.32.14	93 Mercandelli	Crashed - Turn 10
12.32.14	12 Fuligni	Crashed - Turn 10
12.33.20	34 Manfredi	Technical Problem
12.33.36	34 Manfredi	Entered Pits
12.33.49	12 Fuligni	Not Actively Competing
12.33.52	93 Mercandelli	Not Actively Competing
12.33.55	66 Tuuli	Not Actively Competing
12.35.59	24 Taccini	Double Long Lap Penalty - Jump Start
12.36.45	42 Frossard	Crashed - Turn 8
12.36.57	42 Frossard	Re-joined
12.38.04	42 Frossard	Entered Pits
12.38.38	42 Frossard	Retired
12.39.54	34 Manfredi	Exited Pits
12.41.14	6 Herrera	Crashed - Turn 4
12.42.00		RED FLAG
12.42.20	61 Oncu	Crashed - Turn 16
12.45.21	6 Herrera	Medical Centre
12.47.52	34 Manfredi	Technical Problem - Turn 8
12.48.14	61 Oncu	Out
12.48.19	34 Manfredi	Out
12.48.25	6 Herrera	Out
12.48.33		End Of Session

	Start	End	The results are provisional until the end of the time limit for protests and appeals
13/06/2021	12:31	12:48	and the completion of the technical checks.

These data/results cannot be reproduced, stored and/or transmitted in whole or in part by any manner of electronic, mechanical, photocopying, recording, broadcasting or otherwise now known or herein after developed without the previous express consent by the copyright owner, except for reproduction in daily press and regular printed publications on sale to the public within 60 days of the event related to those data/results and always provided that copyright symbol appears together as follows below.

© DORNA WSBK ORGANIZATION Srl 2021


Pirelli Made in Italy Emilia-Romagna Round, 11-13 June 2021
Lap Chart Race 2 - Red Flag

	Lap					
	1	2	3	4	5	6
1	16	16	16	4	4	4
2	77	4	4	16	16	16
3	29	77	77	77	77	77
4	4	29	29	29	81	81
5	81	61	81	81	29	29
6	61	81	61	61	61	61
7	94	94	94	94	3	3
8	38	38	3	3	94	94
9	3	3	38	38	38	5
10	21	21	21	5	5	21
11	70	70	5	21	21	38
12	5	5	70	70	70	70
13	27	27	22	22	22	22
14	22	22	27	6	6	6
15	6	6	6	27	27	27
16	88	88	88	88	88	88
17	55	55	55	71	71	2
18	71	71	71	55	2	71
19	2	2	2	2	24	24
20	24	24	24	24	55	55
21	63	63	63	63	63	63
22	42	80	80	80	11	11
23	80	84	11	11	80	84
24	84	42	84	84	84	80
25	45	11	42	95	95	95
26	11	15	15	15	15	23
27	15	23	23	23	23	15
28	23	95	95	45	45	45
29	95	45	45			
30	34	34				

13/06/2021

These data/results cannot be reproduced, stored and/or transmitted in whole or in part by any manner of electronic, mechanical, photocopying, recording, broadcasting or otherwise now known or herein after developed without the previous express consent by the copyright owner, except for reproduction in daily press and regular printed publications on sale to the public within 60 days of the event related to those data/results and always provided that copyright symbol appears together as follows below.

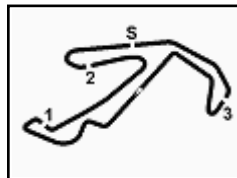
© DORNA WSBK ORGANIZATION Srl 2021

FCR PERUGIA TIMING


Official Tyre Supplier



Official Timekeeper



Pirelli Made in Italy Emilia-Romagna Round, 11-13 June 2021

Lap Chart Race 2 - Red Flag

Misano Circuit Sic 58 4.226 m

2 / 3

Lap 1

1	16	J.Cluzel	1'45.043
2	77	D.Aegerter	0.067
3	29	L.Bernardi	0.415
4	4	S.Odendaal	0.455
5	81	M.Gonzalez	0.787
6	61	C.Oncu	0.848
7	94	F.Caricasulo	1.225
8	38	H.Soomer	1.537
9	3	R.De Rosa	1.778
10	21	R.Krummenacher	1.969
11	70	M.Alcoba	2.331
12	5	P.Oettl	2.367
13	27	M.Roccoli	4.003
14	22	F.Fulgini	4.308
15	6	M.Herrera	4.527
16	88	M.Patacca	4.869
17	55	G.Hendra Pratama	5.065
18	71	C.Bergman	5.213
19	2	L.Montella	5.362
20	24	L.Taccini	6.043
21	63	D.Stirpe	6.128
22	42	S.Frossard	6.743
23	80	A.Pontone	7.182
24	84	M.Fabrizio	7.549
25	45	S.Kawasaki	8.196
26	11	L.Ottaviani	8.205
27	15	E.McManus	9.021
28	23	D.Pizzoli	10.078
29	95	V.Takala	10.509
30	34	K.Manfredi	

20	21	R.Krummenacher	2.992
11	5	P.Oettl	3.051
12	70	M.Alcoba	3.756
13	22	F.Fulgini	5.818
14	27	M.Roccoli	6.047
15	6	M.Herrera	6.133
16	88	M.Patacca	7.040
17	55	G.Hendra Pratama	7.353
18	71	C.Bergman	7.498
19	2	L.Montella	7.855
20	24	L.Taccini	8.532
21	63	D.Stirpe	8.778
22	80	A.Pontone	10.415
23	11	L.Ottaviani	11.152
24	84	M.Fabrizio	11.607
25	42	S.Frossard	11.660
26	15	E.McManus	14.397
27	23	D.Pizzoli	14.455
28	95	V.Takala	14.506
29	45	S.Kawasaki	16.875

Lap 6

1	4	S.Odendaal	10'01.180
2	16	J.Cluzel	0.204
3	77	D.Aegerter	0.301
4	81	M.Gonzalez	0.694
5	29	L.Bernardi	0.873
6	61	C.Oncu	1.374
7	3	R.De Rosa	3.204
8	94	F.Caricasulo	3.522
9	5	P.Oettl	3.911
10	21	R.Krummenacher	4.296
11	38	H.Soomer	4.797
12	70	M.Alcoba	6.264
13	22	F.Fulgini	8.055
14	6	M.Herrera	8.165
15	27	M.Roccoli	8.662
16	88	M.Patacca	9.950
17	2	L.Montella	11.675
18	71	C.Bergman	11.864
19	24	L.Taccini	12.278
20	55	G.Hendra Pratama	12.802
21	63	D.Stirpe	13.292
22	11	L.Ottaviani	13.697
23	84	M.Fabrizio	15.207
24	80	A.Pontone	15.311
25	95	V.Takala	17.449
26	23	D.Pizzoli	20.407
27	15	E.McManus	21.143
28	45	S.Kawasaki	29.535

Lap 4

1	4	S.Odendaal	6'42.627
2	16	J.Cluzel	0.492
3	77	D.Aegerter	0.592
4	29	L.Bernardi	0.905
5	81	M.Gonzalez	1.134
6	61	C.Oncu	2.026
7	94	F.Caricasulo	2.495
8	3	R.De Rosa	2.732
9	38	H.Soomer	3.133
10	5	P.Oettl	3.268
11	21	R.Krummenacher	3.826
12	70	M.Alcoba	4.750
13	22	F.Fulgini	6.601
14	6	M.Herrera	6.874
15	27	M.Roccoli	7.343
16	88	M.Patacca	8.315
17	71	C.Bergman	8.532
18	55	G.Hendra Pratama	9.094
19	2	L.Montella	9.227
20	24	L.Taccini	9.646
21	63	D.Stirpe	10.129
22	80	A.Pontone	11.884
23	11	L.Ottaviani	12.323
24	84	M.Fabrizio	12.912
25	95	V.Takala	16.038
26	15	E.McManus	16.990
27	23	D.Pizzoli	17.051
28	45	S.Kawasaki	21.097

Lap 5

1	4	S.Odendaal	8'21.592
2	16	J.Cluzel	0.550
3	77	D.Aegerter	0.627
4	81	M.Gonzalez	1.246
5	29	L.Bernardi	1.334
6	61	C.Oncu	2.015
7	3	R.De Rosa	3.266
8	94	F.Caricasulo	3.362
9	38	H.Soomer	3.826
10	5	P.Oettl	3.867
11	21	R.Krummenacher	4.062
12	70	M.Alcoba	5.653
13	22	F.Fulgini	7.582
14	6	M.Herrera	7.714
15	27	M.Roccoli	8.336
16	88	M.Patacca	9.442
17	71	C.Bergman	9.553
18	2	L.Montella	10.515
19	24	L.Taccini	10.923
20	55	G.Hendra Pratama	11.790
21	63	D.Stirpe	12.023
22	11	L.Ottaviani	13.516
23	80	A.Pontone	13.790

Lap 2

1	16	J.Cluzel	3'24.325
2	4	S.Odendaal	0.055
3	77	D.Aegerter	0.489
4	29	L.Bernardi	0.836
5	61	C.Oncu	0.889
6	81	M.Gonzalez	1.186
7	94	F.Caricasulo	1.640
8	38	H.Soomer	2.042
9	3	R.De Rosa	2.251
10	21	R.Krummenacher	2.453
11	70	M.Alcoba	2.999
12	5	P.Oettl	3.039
13	27	M.Roccoli	4.861
14	22	F.Fulgini	5.037
15	6	M.Herrera	5.184
16	88	M.Patacca	5.963
17	55	G.Hendra Pratama	6.333
18	71	C.Bergman	6.578
19	2	L.Montella	6.764
20	24	L.Taccini	7.360
21	63	D.Stirpe	7.902
22	80	A.Pontone	9.040
23	84	M.Fabrizio	9.711
24	42	S.Frossard	9.755
25	11	L.Ottaviani	9.829
26	15	E.McManus	12.140
27	23	D.Pizzoli	12.221
28	95	V.Takala	12.383
29	45	S.Kawasaki	13.113
30	34	K.Manfredi	

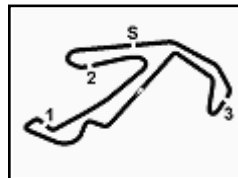
Lap 3

1	16	J.Cluzel	5'03.538
2	4	S.Odendaal	0.056
3	77	D.Aegerter	0.371
4	29	L.Bernardi	0.670
5	81	M.Gonzalez	1.508
6	61	C.Oncu	1.777
7	94	F.Caricasulo	1.964
8	3	R.De Rosa	2.549
9	38	H.Soomer	2.757

13/06/2021

These data/results cannot be reproduced, stored and/or transmitted in whole or in part by any manner of electronic, mechanical, photocopying, recording, broadcasting or otherwise now known or herein after developed without the previous express consent by the copyright owner, except for reproduction in daily press and regular printed publications on sale to the public within 60 days of the event related to those data/results and always provided that copyright symbol appears together as follows below.

© DORNA WSBK ORGANIZATION Srl 2021



Pirelli Made in Italy Emilia-Romagna Round, 11-13 June 2021

Lap Chart Race 2 - Red Flag

Misano Circuit Sic 58 4.226 m

3 / 3

Race Pace Comparison

	4 Ode	16 Clu	77 Aeg	81 Gon	29 Ber	70 Alc	22 Ful	11 Ott	63 Sti	84 Fab	80 Pon	95 Tak	24 Tac	45 Kaw
1	1'45.498	1'45.043	1'45.110	1'45.830	1'45.458	1'47.374	1'49.351	1'53.248	1'51.171	1'52.592	1'52.225	1'55.552	1'51.086	1'53.239
2	1'38.882	3'24.325	1'39.704	1'39.681	1'39.703	1'39.950	3'29.362	1'40.906	1'41.056	1'41.444	1'41.140	1'41.156	1'40.599	1'44.199
3	1'39.214	5'03.538	1'39.095	1'39.535	1'39.047	1'39.970	5'09.356	1'40.536	1'40.089	1'41.109	1'40.588	1'41.336	1'40.385	1'42.975
4	1'39.033	6'43.119	1'39.310	1'38.715	1'39.324	1'40.083	6'49.228	1'40.260	1'40.440	1'40.394	1'40.558	1'40.621	1'40.203	1'43.311
5	1'38.965	1'39.023	1'39.000	1'39.077	1'39.394	1'39.868	8'29.174	1'40.158	1'40.859	1'40.193	1'40.871	1'40.027	1'40.242	1'43.566
6	1'39.588	10'01.384	1'39.262	1'39.036	1'39.127	1'40.199	10'09.235	1'39.769	1'40.857	1'40.655	1'41.109	1'39.937	1'40.943	1'43.425

	61 Onc	3 DeR	94 Car	5 Oet	21 Kru	38 Soo	27 Roc	88 Pat	2 Mon	71 Beg	55 Hen	23 Piz	15 McM	6 Her
1	1'45.891	1'46.821	1'46.268	1'47.410	1'47.012	1'46.580	1'49.046	1'49.912	1'50.405	1'50.256	1'50.108	1'55.121	1'54.064	1'49.570
2	1'39.323	1'39.755	1'39.697	1'39.954	1'39.766	1'39.787	1'40.140	1'40.376	1'40.684	1'40.647	1'40.550	1'41.425	1'42.401	1'39.939
3	1'40.101	1'39.511	1'39.537	1'39.225	1'39.752	1'39.928	1'40.399	1'40.290	1'40.304	1'40.133	1'40.233	1'41.447	1'41.470	1'40.162
4	1'39.338	1'39.272	1'39.620	1'39.306	1'39.923	1'39.465	1'40.385	1'40.364	1'40.461	1'40.123	1'40.830	1'41.685	1'41.682	1'39.830
5	1'38.954	1'39.499	1'39.832	1'39.564	1'39.201	1'39.658	1'39.958	1'40.092	1'40.253	1'39.986	1'41.661	1'41.271	1'41.193	1'39.805
6	1'38.947	1'39.526	1'39.748	1'39.632	1'39.822	1'40.559	1'39.914	1'40.096	1'40.748	1'41.899	1'40.600	1'40.638	1'41.513	1'40.039

	42 Fro	34 Man
1	1'51.786	9'03.849
2	1'42.294	1'56.542
3	1'41.118	

13/06/2021

These data/results cannot be reproduced, stored and/or transmitted in whole or in part by any manner of electronic, mechanical, photocopying, recording, broadcasting or otherwise now known or herein after developed without the previous express consent by the copyright owner, except for reproduction in daily press and regular printed publications on sale to the public within 60 days of the event related to those data/results and always provided that copyright symbol appears together as follows below.

© DORNA WSBK ORGANIZATION Srl 2021

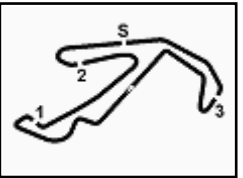
FICR PERUGIA TIMING



Official Tyre Supplier



Official Timekeeper



Pirelli Made in Italy Emilia-Romagna Round, 11-13 June 2021

Best Sectors & Speed Race 2 - Red Flag

Misano Circuit Sic 58 4.226 m

RESULTS			LL	Int.
1	4 S. ODENDAAL	Yamaha YZF R6	6	I3.1
2	16 J. CLUZEL	Yamaha YZF R6	6	I3.1
3	77 D. AEGERTER	Yamaha YZF R6	6	I3.1
4	81 M. GONZALEZ	Yamaha YZF R6	6	I3.1
5	29 L. BERNARDI	Yamaha YZF R6	6	I3.1
6	3 R. DE ROSA	Kawasaki ZX-6R	6	I3.1
7	94 F. CARICASULO	Yamaha YZF R6	6	I3.1
8	5 P. OETTL	Kawasaki ZX-6R	6	I3.1
9	21 R. KRUMMENACHER	Yamaha YZF R6	6	I3.1
10	38 H. SOOMER	Yamaha YZF R6	6	I3.1
11	70 M. ALCOBA	Yamaha YZF R6	6	I3
12	22 F. FULIGNI	Yamaha YZF R6	6	I3
13	27 M. ROCCOLI	Yamaha YZF R6	6	I3
14	88 M. PATACCA	Yamaha YZF R6	6	I3
15	2 L. MONTELLA	Yamaha YZF R6	6	I3
16	71 C. BERGMAN	Yamaha YZF R6	6	I3
17	55 G. HENDRA PRATAMA	Yamaha YZF R6	6	I3
18	11 L. OTTAVIANI	Kawasaki ZX-6R	6	I2.1
19	63 D. STIRPE	MV Agusta F3 675	6	I2.1
20	84 M. FABRIZIO	Kawasaki ZX-6R	6	I2.1
21	80 A. PONTONE	Yamaha YZF R6	6	I2.1
22	95 V. TAKALA	Yamaha YZF R6	6	I2.1
23	24 L. TACCINI	Kawasaki ZX-6R	6	I2.1
24	23 D. PIZZOLI	Yamaha YZF R6	6	I2.1
25	15 E. MCMANUS	Yamaha YZF R6	6	SPD
26	45 S. KAWASAKI	Kawasaki ZX-6R	6	I2
RET	61 C. ONCU	Kawasaki ZX-6R	6	
RET	6 M. HERRERA	Yamaha YZF R6	6	
RET	42 S. FROSSARD	Yamaha YZF R6	3	
RET	34 K. MANFREDI	Yamaha YZF R6	2	
RET	66 N. TUULI	MV Agusta F3 675		
RET	93 R. MERCANDELLI	Yamaha YZF R6		
RET	12 F. FULIGNI	Yamaha YZF R6		

SPEED			
1	5 P. OETTL	Kawasaki ZX-6R	237.9
2	55 G. HENDRA PRATAMA	Yamaha YZF R6	237.4
3	4 S. ODENDAAL	Yamaha YZF R6	237.4
4	29 L. BERNARDI	Yamaha YZF R6	237.4
5	15 E. MCMANUS	Yamaha YZF R6	236.8
6	2 L. MONTELLA	Yamaha YZF R6	236.8
7	94 F. CARICASULO	Yamaha YZF R6	236.3
8	3 R. DE ROSA	Kawasaki ZX-6R	235.8
9	6 M. HERRERA	Yamaha YZF R6	235.8
10	81 M. GONZALEZ	Yamaha YZF R6	235.8
11	71 C. BERGMAN	Yamaha YZF R6	235.3
12	61 C. ONCU	Kawasaki ZX-6R	235.3
13	21 R. KRUMMENACHER	Yamaha YZF R6	235.3
14	70 M. ALCOBA	Yamaha YZF R6	235.3
15	23 D. PIZZOLI	Yamaha YZF R6	235.3
16	27 M. ROCCOLI	Yamaha YZF R6	234.8
17	24 L. TACCINI	Kawasaki ZX-6R	234.8
18	95 V. TAKALA	Yamaha YZF R6	234.8
19	84 M. FABRIZIO	Kawasaki ZX-6R	234.3
20	16 J. CLUZEL	Yamaha YZF R6	234.3
21	38 H. SOOMER	Yamaha YZF R6	233.8
22	11 L. OTTAVIANI	Kawasaki ZX-6R	233.8
23	63 D. STIRPE	MV Agusta F3 675	233.8
24	88 M. PATACCA	Yamaha YZF R6	232.8
25	77 D. AEGERTER	Yamaha YZF R6	232.8
26	22 F. FULIGNI	Yamaha YZF R6	231.8
27	80 A. PONTONE	Yamaha YZF R6	231.8
28	42 S. FROSSARD	Yamaha YZF R6	231.3
29	45 S. KAWASAKI	Kawasaki ZX-6R	228.8
30	34 K. MANFREDI	Yamaha YZF R6	225.0

SEG. 1			SEG. 2			SEG. 3			SEG. 4		
1	61 C. ONCU	26.859	1	4 S. ODENDAAL	22.715	1	5 P. OETTL	27.000	1	61 C. ONCU	21.843
2	81 M. GONZALEZ	26.928	2	5 P. OETTL	22.718	2	81 M. GONZALEZ	27.018	2	4 S. ODENDAAL	21.939
3	16 J. CLUZEL	26.994	3	81 M. GONZALEZ	22.722	3	4 S. ODENDAAL	27.067	3	77 D. AEGERTER	21.950
4	21 R. KRUMMENACHER	27.069	4	94 F. CARICASULO	22.723	4	77 D. AEGERTER	27.112	4	3 R. DE ROSA	21.974
5	4 S. ODENDAAL	27.071	5	77 D. AEGERTER	22.729	5	38 H. SOOMER	27.121	5	81 M. GONZALEZ	21.991
6	29 L. BERNARDI	27.083	6	29 L. BERNARDI	22.731	6	3 R. DE ROSA	27.124	6	94 F. CARICASULO	21.999
7	70 M. ALCOBA	27.083	7	61 C. ONCU	22.732	7	16 J. CLUZEL	27.135	7	16 J. CLUZEL	22.029
8	3 R. DE ROSA	27.086	8	38 H. SOOMER	22.764	8	29 L. BERNARDI	27.143	8	29 L. BERNARDI	22.041
9	77 D. AEGERTER	27.087	9	21 R. KRUMMENACHER	22.774	9	61 C. ONCU	27.146	9	21 R. KRUMMENACHER	22.042
10	5 P. OETTL	27.109	10	16 J. CLUZEL	22.774	10	21 R. KRUMMENACHER	27.152	10	5 P. OETTL	22.049
11	94 F. CARICASULO	27.166	11	6 M. HERRERA	22.788	11	6 M. HERRERA	27.253	11	2 L. MONTELLA	22.115
12	27 M. ROCCOLI	27.187	12	3 R. DE ROSA	22.809	12	94 F. CARICASULO	27.294	12	6 M. HERRERA	22.116
13	95 V. TAKALA	27.200	13	11 L. OTTAVIANI	22.810	13	24 L. TACCINI	27.296	13	70 M. ALCOBA	22.131
14	23 D. PIZZOLI	27.239	14	22 F. FULIGNI	22.811	14	71 C. BERGMAN	27.314	14	38 H. SOOMER	22.139
15	84 M. FABRIZIO	27.258	15	95 V. TAKALA	22.837	15	55 G. HENDRA PRATAMA	27.334	15	71 C. BERGMAN	22.148
16	80 A. PONTONE	27.260	16	27 M. ROCCOLI	22.867	16	22 F. FULIGNI	27.345	16	27 M. ROCCOLI	22.164
17	38 H. SOOMER	27.274	17	71 C. BERGMAN	22.890	17	70 M. ALCOBA	27.395	17	11 L. OTTAVIANI	22.189
18	22 F. FULIGNI	27.313	18	88 M. PATACCA	22.946	18	11 L. OTTAVIANI	27.405	18	22 F. FULIGNI	22.198
19	6 M. HERRERA	27.317	19	63 D. STIRPE	22.948	19	84 M. FABRIZIO	27.414	19	95 V. TAKALA	22.205
20	88 M. PATACCA	27.330	20	2 L. MONTELLA	22.953	20	95 V. TAKALA	27.424	20	63 D. STIRPE	22.213
21	11 L. OTTAVIANI	27.339	21	70 M. ALCOBA	22.963	21	88 M. PATACCA	27.441	21	80 A. PONTONE	22.249
22	63 D. STIRPE	27.352	22	55 G. HENDRA PRATAMA	23.026	22	2 L. MONTELLA	27.446	22	88 M. PATACCA	22.278
23	24 L. TACCINI	27.409	23	24 L. TACCINI	23.047	23	27 M. ROCCOLI	27.457	23	24 L. TACCINI	22.282
24	15 E. MCMANUS	27.446	24	23 D. PIZZOLI	23.108	24	63 D. STIRPE	27.562	24	84 M. FABRIZIO	22.298
25	2 L. MONTELLA	27.474	25	15 E. MCMANUS	23.151	25	42 S. FROSSARD	27.608	25	23 D. PIZZOLI	22.302
26	71 C. BERGMAN	27.478	26	84 M. FABRIZIO	23.157	26	80 A. PONTONE	27.625	26	42 S. FROSSARD	22.311
27	42 S. FROSSARD	27.539	27	80 A. PONTONE	23.218	27	23 D. PIZZOLI	27.664	27	55 G. HENDRA PRATAMA	22.316
28	55 G. HENDRA PRATAMA	27.557	28	42 S. FROSSARD	23.254	28	34 K. MANFREDI	27.824	28	34 K. MANFREDI	22.323
29	34 K. MANFREDI	27.579	29	34 K. MANFREDI	23.603	29	15 E. MCMANUS	27.914	29	15 E. MCMANUS	22.478
30	45 S. KAWASAKI	28.113	30	45 S. KAWASAKI	23.677	30	45 S. KAWASAKI	28.313	30	45 S. KAWASAKI	22.734

13/06/2021

These data/results cannot be reproduced, stored and/or transmitted in whole or in part by any manner of electronic, mechanical, photocopying, recording, broadcasting or otherwise now known or herein after developed without the previous express consent by the copyright owner, except for reproduction in daily press and regular printed publications on sale to the public within 60 days of the event related to those data/results and always provided that copyright symbol appears together as follows below.

© DORNA WSBK ORGANIZATION Srl 2021

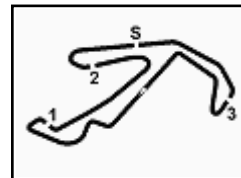
FICR PERUGIA TIMING



Official Tyre Supplier



Official Timekeeper



Pirelli Made in Italy Emilia-Romagna Round, 11-13 June 2021

Chronological Analysis Race 2 - Red Flag

Misano Circuit Sic 58.4.226m

Start at 12:30'27.086

1 / 3

1° 4 S. ODENDAAL (1'38.882)							
Lap	Seg.1	Seg.2	Seg.3	Seg.4	Lap Time	km/h	Local Time
1			27.198	21.947	1'45.498	236,8	12:32'12.584
2	27.079	22.797	27.067	21.939	1'38.882	235,3	12:33'51.466
3	27.153	22.827	27.226	22.008	1'39.214	237,4	12:35'30.680
4	27.145	22.820	27.084	21.984	1'39.033	232,8	12:37'09.713
5	27.071	22.790	27.141	21.963	1'38.965	232,8	12:38'48.678
6	27.173	22.715	27.527	22.173	1'39.588	233,8	12:40'28.266

Last Passing Point I3.1 at 12:41'53.833

2° 16 J. CLUZEL (1'39.023)							
Lap	Seg.1	Seg.2	Seg.3	Seg.4	Lap Time	km/h	Local Time
1			27.327	22.236	1'45.043	228,8	12:32'12.129
2	27.059	22.950	27.199	22.074	1'39.282	229,8	12:33'51.411
3	26.994	22.815	27.311	22.093	1'39.213	230,3	12:35'30.624
4	27.024	23.068	27.412	22.077	1'39.581	234,3	12:37'10.205
5	27.074	22.785	27.135	22.029	1'39.023	231,8	12:38'49.228
6	27.015	22.774	27.332	22.121	1'39.242	233,3	12:40'28.470

Last Passing Point I3.1 at 12:41'54.099

3° 77 D. AEGERTER (1'39.000)							
Lap	Seg.1	Seg.2	Seg.3	Seg.4	Lap Time	km/h	Local Time
1			27.306	22.091	1'45.110	230,8	12:32'12.196
2	27.305	23.138	27.237	22.024	1'39.704	230,8	12:33'51.900
3	27.087	22.886	27.166	21.956	1'39.095	230,3	12:35'30.995
4	27.182	22.844	27.288	21.996	1'39.310	232,3	12:37'10.305
5	27.209	22.729	27.112	21.950	1'39.000	232,3	12:38'49.305
6	27.203	22.788	27.245	22.026	1'39.262	232,3	12:40'28.567

Last Passing Point I3.1 at 12:41'54.278

4° 81 M. GONZALEZ (1'38.715)							
Lap	Seg.1	Seg.2	Seg.3	Seg.4	Lap Time	km/h	Local Time
1			27.298	22.182	1'45.830	233,8	12:32'12.916
2	27.541	22.860	27.135	22.145	1'39.681	233,3	12:33'52.597
3	27.187	22.739	27.018	22.591	1'39.535	233,3	12:35'32.132
4	26.928	22.737	27.059	21.991	1'38.715	231,3	12:37'10.847
5	27.148	22.722	27.020	22.187	1'39.077	235,8	12:38'49.924
6	26.934	22.785	27.210	22.107	1'39.036	230,3	12:40'28.960

Last Passing Point I3.1 at 12:41'54.521

5° 29 L. BERNARDI (1'39.047)							
Lap	Seg.1	Seg.2	Seg.3	Seg.4	Lap Time	km/h	Local Time
1			27.271	22.041	1'45.458	233,8	12:32'12.544
2	27.359	22.864	27.290	22.190	1'39.703	236,3	12:33'52.247
3	27.083	22.731	27.187	22.046	1'39.047	235,8	12:35'31.294
4	27.205	22.834	27.186	22.099	1'39.324	236,3	12:37'10.618
5	27.237	22.748	27.219	22.190	1'39.394	234,3	12:38'50.012
6	27.101	22.735	27.143	22.148	1'39.127	237,4	12:40'29.139

Last Passing Point I3.1 at 12:41'54.708

6° 3 R. DE ROSA (1'39.272)							
Lap	Seg.1	Seg.2	Seg.3	Seg.4	Lap Time	km/h	Local Time
1			27.381	22.249	1'46.821	235,8	12:32'13.907
2	27.426	22.957	27.124	22.248	1'39.755	234,3	12:33'53.662
3	27.330	22.919	27.243	22.019	1'39.511	235,3	12:35'33.173
4	27.112	22.934	27.174	22.052	1'39.272	232,3	12:37'12.445
5	27.182	22.873	27.329	22.115	1'39.499	233,8	12:38'51.944
6	27.137	22.861	27.554	21.974	1'39.526	230,8	12:40'31.470

Last Passing Point I3.1 at 12:41'56.880

7° 94 F. CARICASULO (1'39.537)							
Lap	Seg.1	Seg.2	Seg.3	Seg.4	Lap Time	km/h	Local Time
1			27.341	22.080	1'46.268	234,3	12:32'13.354
2	27.488	22.850	27.294	22.065	1'39.697	232,8	12:33'53.051
3	27.211	22.850	27.386	22.090	1'39.537	233,3	12:35'32.588
4	27.338	22.789	27.398	22.095	1'39.620	233,3	12:37'12.208
5	27.219	22.834	27.471	22.308	1'39.832	231,8	12:38'52.040

6	27.389	22.786	27.574	21.999	1'39.748	236,3	12:40'31.788
---	--------	--------	--------	---------------	----------	--------------	--------------

Last Passing Point I3.1 at 12:41'57.220

8° 5 P. OETTL (1'39.225)							
Lap	Seg.1	Seg.2	Seg.3	Seg.4	Lap Time	km/h	Local Time
1			27.402	22.294	1'47.410	237,9	12:32'14.496
2	27.424	22.927	27.318	22.285	1'39.954	237,9	12:33'54.450
3	27.109	22.861	27.160	22.095	1'39.225	237,4	12:35'33.675
4	27.367	22.815	27.000	22.124	1'39.306	236,8	12:37'12.981
5	27.297	22.796	27.055	22.416	1'39.564	235,3	12:38'52.545
6	27.485	22.766	27.332	22.049	1'39.632	232,3	12:40'32.177

Last Passing Point I3.1 at 12:41'57.505

9° 21 R. KRUMMENACHER (1'39.201)							
Lap	Seg.1	Seg.2	Seg.3	Seg.4	Lap Time	km/h	Local Time
1			27.289	22.277	1'47.012	235,3	12:32'14.098
2	27.362	22.998	27.287	22.119	1'39.766	234,3	12:33'53.864
3	27.329	23.037	27.184	22.202	1'39.752	234,8	12:35'33.616
4	27.655	22.939	27.287	22.042	1'39.923	233,3	12:37'13.539
5	27.069	22.774	27.200	22.158	1'39.201	233,3	12:38'52.740
6	27.515	22.872	27.347	22.088	1'39.822	232,3	12:40'32.562

Last Passing Point I3.1 at 12:41'57.970

10° 38 H. SOOMER (1'39.465)							
Lap	Seg.1	Seg.2	Seg.3	Seg.4	Lap Time	km/h	Local Time
1			27.724	22.139	1'46.580	232,8	12:32'13.666
2	27.473	22.917	27.193	22.204	1'39.787	233,8	12:33'53.453
3	27.299	22.941	27.328	22.360	1'39.928	232,3	12:35'33.381
4	27.342	22.847	27.121	22.155	1'39.465	233,8	12:37'12.846
5	27.274	22.764	27.174	22.446	1'39.658	232,3	12:38'52.504
6	28.131	22.904	27.282	22.242	1'40.559	232,8	12:40'33.063

Last Passing Point I3.1 at 12:41'58.808

11° 70 M. ALCOBA (1'39.868)							
Lap	Seg.1	Seg.2	Seg.3	Seg.4	Lap Time	km/h	Local Time
1			27.395	22.393	1'47.374	235,3	12:32'14.460
2	27.225	23.037	27.406	22.282	1'39.950	233,3	12:33'54.410
3	27.359	22.978	27.502	22.131	1'39.970	231,8	12:35'34.380
4	27.102	23.271	27.496	22.214	1'40.083	230,8	12:37'14.463
5	27.083	22.963	27.664	22.158	1'39.868	228,8	12:38'54.331
6	27.301	22.974	27.679	22.245	1'40.199	230,8	12:40'34.530

Last Passing Point I3 at 12:41'52.447

12° 22 F. FULIGNI (1'39.872)							
Lap	Seg.1	Seg.2	Seg.3	Seg.4	Lap Time	km/h	Local Time
1			28.654	22.351	1'49.351	225,0	12:32'16.437
2	27.359	23.095	27.359	22.198	1'40.011	231,8	12:33'56.448
3	27.496	22.861	27.438	22.199	1'39.994	228,3	12:35'36.442
4	27.357	22.813	27.345	22.357	1'39.872	230,8	12:37'16.314
5	27.377	22.813	27.480	22.276	1'39.946	228,8	12:38'56.260
6	27.313	22.913	27.551	22.284	1'40.061	229,8	12:40'36.321

Last Passing Point I3 at 12:41'54.099

13° 27 M. ROCCOLI (1'39.914)							
Lap	Seg.1	Seg.2	Seg.3	Seg.4	Lap Time	km/h	Local Time
1			28.270	22.234	1'49.046	226,4	12:32'16.132
2	27.305	23.059	27.499	22.277	1'40.140	230,3	12:33'56.272
3	27.390	23.261	27.553	22.195	1'40.399	234,8	12:35'36.671
4	27.446	23.261	27.457	22.221	1'40.385	234,3	12:37'17.056
5	27.284	22.985	27.525	22.164	1'39.958	230,3	12:38'57.014
6	27.187	22.985	27.560	22.182	1'39.914	232,8	12:40'36.928

Last Passing Point I3 at 12:41'54.959

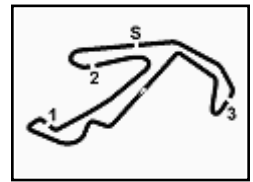
14° 88 M. PATACCA (1'40.092)							
Lap	Seg.1	Seg.2	Seg.3	Seg.4	Lap Time	km/h	Local Time
1			28.095	22.669	1'49.912	230,3	12:32'16.998
2	27.390	23.036	27.536	22.414	1'40.376	232,8	12:33'57.374
3	27.370	23.103	27.504	22.313	1'40.290	232,3	12:35'37.664

13/06/2021

P = Pits In/Out - C = Lap Time Cancelled

These data/results cannot be reproduced, stored and/or transmitted in whole or in part by any manner of electronic, mechanical, photocopying, recording, broadcasting or otherwise now known or herein after developed without the previous express consent by the copyright owner, except for reproduction in daily press and regular printed publications on sale to the public within 60 days of the event related to those data/results and always provided that copyright symbol appears together as follows below.

© DORNA WSBK ORGANIZATION Srl 2021



Pirelli Made in Italy Emilia-Romagna Round, 11-13 June 2021

Chronological Analysis Race 2 - Red Flag

Misano Circuit Sic 58.4.226 m

Start at 12:30'27.086

2 / 3

4	27.397	23.038	27.562	22.367	1'40.364	232,3	12:37'18.028	2	27.553	23.516	27.749	22.322	1'41.140	228,8	12:34'00.451
5	27.388	22.946	27.480	22.278	1'40.092	230,3	12:38'58.120	3	27.431	23.283	27.625	22.249	1'40.588	229,8	12:35'41.039
6	27.330	22.968	27.441	22.357	1'40.096	230,8	12:40'38.216	4	27.292	23.366	27.646	22.254	1'40.558	230,8	12:37'21.597

Last Passing Point I3 at 12:41'56.365

5	27.260	23.229	28.019	22.363	1'40.871	231,8	12:39'02.468	5	27.260	23.229	28.019	22.363	1'40.871	231,8	12:39'02.468
6	27.428	23.218	27.730	22.733	1'41.109	230,3	12:40'43.577	6	27.428	23.218	27.730	22.733	1'41.109	230,3	12:40'43.577

Last Passing Point I2.1 at 12:41'53.374

15° 2 L. MONTELLA (1'40.253)

Lap	Seg.1	Seg.2	Seg.3	Seg.4	Lap Time	km/h	Local Time
1			28.289	22.254	1'50.405	228,3	12:32'17.491
2	27.889	23.080	27.474	22.241	1'40.684	234,8	12:33'58.175
3	27.474	23.116	27.496	22.218	1'40.304	232,8	12:35'38.479
4	27.542	22.953	27.631	22.335	1'40.461	236,8	12:37'18.940
5	27.709	22.983	27.446	22.115	1'40.253	230,3	12:38'59.193
6	27.578	23.178	27.691	22.301	1'40.748	231,3	12:40'39.941

Last Passing Point I3 at 12:41'58.777

16° 71 C. BERGMAN (1'39.986)

Lap	Seg.1	Seg.2	Seg.3	Seg.4	Lap Time	km/h	Local Time
1			28.437	22.465	1'50.256	229,8	12:32'17.342
2	27.917	22.919	27.520	22.291	1'40.647	232,3	12:33'57.989
3	27.478	22.934	27.429	22.292	1'40.133	234,3	12:35'38.122
4	27.674	22.890	27.411	22.148	1'40.123	233,8	12:37'18.245
5	27.550	22.892	27.314	22.230	1'39.986	235,3	12:38'58.231
6	28.401	23.517	27.692	22.289	1'41.899	233,3	12:40'40.130

Last Passing Point I3 at 12:41'58.946

17° 55 G. HENDRA PRATAMA (1'40.233)

Lap	Seg.1	Seg.2	Seg.3	Seg.4	Lap Time	km/h	Local Time
1			28.339	22.493	1'50.108	237,4	12:32'17.194
2	27.649	23.029	27.477	22.395	1'40.550	235,8	12:33'57.744
3	27.557	23.026	27.334	22.316	1'40.233	235,8	12:35'37.977
4	27.562	23.037	27.869	22.362	1'40.830	234,3	12:37'18.807
5	28.434	23.296	27.529	22.402	1'41.661	233,8	12:39'00.468
6	27.606	23.117	27.524	22.353	1'40.600	234,3	12:40'41.068

Last Passing Point I3 at 12:41'59.468

18° 11 L. OTTAVIANI (1'39.769)

Lap	Seg.1	Seg.2	Seg.3	Seg.4	Lap Time	km/h	Local Time
1			30.094	22.754	1'53.248	210,5	12:32'20.334
2	27.635	22.981	27.884	22.406	1'40.906	233,8	12:34'01.240
3	27.599	22.955	27.662	22.320	1'40.536	230,8	12:35'41.776
4	27.613	22.810	27.476	22.361	1'40.260	233,3	12:37'22.036
5	27.339	22.822	27.656	22.341	1'40.158	229,8	12:39'02.194
6	27.361	22.814	27.405	22.189	1'39.769	231,8	12:40'41.963

Last Passing Point I2.1 at 12:41'50.542

19° 63 D. STIRPE (1'40.089)

Lap	Seg.1	Seg.2	Seg.3	Seg.4	Lap Time	km/h	Local Time
1			28.816	22.763	1'51.171	227,4	12:32'18.257
2	27.809	23.116	27.841	22.290	1'41.056	231,3	12:33'59.313
3	27.352	22.948	27.576	22.213	1'40.089	231,8	12:35'39.402
4	27.512	23.080	27.562	22.286	1'40.440	233,8	12:37'19.842
5	27.582	23.251	27.656	22.370	1'40.859	232,8	12:39'00.701
6	27.588	23.108	27.802	22.359	1'40.857	227,8	12:40'41.558

Last Passing Point I2.1 at 12:41'51.290

20° 84 M. FABRIZIO (1'40.193)

Lap	Seg.1	Seg.2	Seg.3	Seg.4	Lap Time	km/h	Local Time
1			28.850	22.591	1'52.592	226,9	12:32'19.678
2	27.449	23.671	27.841	22.483	1'41.444	234,3	12:34'01.122
3	27.258	23.304	28.042	22.505	1'41.109	231,8	12:35'42.231
4	27.332	23.270	27.414	22.378	1'40.394	231,8	12:37'22.625
5	27.281	23.157	27.457	22.298	1'40.193	232,3	12:39'02.818
6	27.356	23.255	27.558	22.486	1'40.655	233,3	12:40'43.473

Last Passing Point I2.1 at 12:41'52.941

21° 80 A. PONTONE (1'40.558)

Lap	Seg.1	Seg.2	Seg.3	Seg.4	Lap Time	km/h	Local Time
1			29.659	22.366	1'52.225	213,9	12:32'19.311

22° 95 V. TAKALA (1'39.937)

Lap	Seg.1	Seg.2	Seg.3	Seg.4	Lap Time	km/h	Local Time
1			32.099	22.778	1'55.552	204,5	12:32'22.638
2	27.527	23.153	27.992	22.484	1'41.156	234,8	12:34'03.794
3	27.712	23.135	28.047	22.442	1'41.336	234,8	12:35'45.130
4	27.751	22.974	27.537	22.359	1'40.621	232,3	12:37'25.751
5	27.432	22.966	27.424	22.205	1'40.027	230,8	12:39'05.778
6	27.200	23.060	27.445	22.232	1'39.937	231,3	12:40'45.715

Last Passing Point I2.1 at 12:41'54.129

23° 24 L. TACCINI (1'40.203)

Lap	Seg.1	Seg.2	Seg.3	Seg.4	Lap Time	km/h	Local Time
1			28.507	22.547	1'51.086	230,8	12:32'18.172
2	27.607	23.189	27.514	22.289	1'40.599	231,3	12:33'58.771
3	27.489	23.144	27.349	22.403	1'40.385	232,3	12:35'39.156
4	27.470	23.155	27.296	22.282	1'40.203	233,8	12:37'19.359
5	27.452	23.047	27.371	22.372	1'40.242	233,8	12:38'59.601
6	27.409	23.154	27.856	22.524	1'40.943	234,8	12:40'40.544

Last Passing Point I2.1 at 12:41'54.545

24° 23 D. PIZZOLI (1'40.638)

Lap	Seg.1	Seg.2	Seg.3	Seg.4	Lap Time	km/h	Local Time
1			33.669	22.475	1'55.121	213,0	12:32'22.207
2	27.239	23.280	28.375	22.531	1'41.425	229,8	12:34'03.632
3	27.631	23.171	28.092	22.553	1'41.447	233,3	12:35'45.079
4	27.963	23.190	27.758	22.774	1'41.685	235,3	12:37'26.764
5	27.534	23.113	28.072	22.552	1'41.271	232,3	12:39'08.035
6	27.564	23.108	27.664	22.302	1'40.638	228,3	12:40'48.673

Last Passing Point I2.1 at 12:41'57.843

25° 15 E. MCMANUS (1'41.193)

Lap	Seg.1	Seg.2	Seg.3	Seg.4	Lap Time	km/h	Local Time
1			29.707	22.871	1'54.064	224,5	12:32'21.150
2	27.843	23.526	28.398	22.634	1'42.401	236,8	12:34'03.551
3	27.533	23.331	28.021	22.585	1'41.470	232,3	12:35'45.021
4	27.668	23.381	27.979	22.654	1'41.682	233,3	12:37'26.703
5	27.446	23.151	28.118	22.478	1'41.193	230,8	12:39'07.896
6	27.589	23.513	27.914	22.497	1'41.513	233,8	12:40'49.409

Last Passing Point SPD at 12:41'55.545

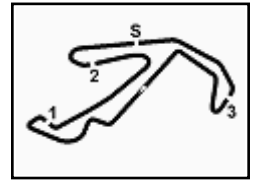
26° 45 S. KAWASAKI (1'42.975)

Lap	Seg.1	Seg.2	Seg.3	Seg.4	Lap Time	km/h	Local Time
1			29.397	22.976	1'53.239	218,2	12:32'20.325
2	28.193	23.765	29.507	22.734	1'44.199	228,8	12:34'04.524
3	28.113	23.691	28.313	22.858	1'42.975	228,3	12:35'47.499
4	28.225	23.677	28.537	22.872	1'43.311	228,8	12:37'30.810
5	28.421	23.756	28.415	22.974	1'43.566	226,9	12:39'14.376
6	28.203	23.771	28.520	22.931	1'43.425	225,5	12:40'57.801

Last Passing Point I2 at 12:41'51.736

RET 61 C. ONCU (1'38.947)

Lap	Seg.1	Seg.2	Seg.3	Seg.4	Lap Time	km/h	Local Time
1			27.361	22.000	1'45.891	235,3	12:32'12.977
2	27.312	22.837	27.225	21.949	1'39.323	232,8	12:33'52.300
3	27.291	22.740	27.146	22.924	1'40.101	234,3	12:35'32.401
4	27.094	22.792	27.489	21.963	1'39.338	232,3	12:37'11.739
5	26.859	22.741	27.491	21.863	1'38.954		



Pirelli Made in Italy Emilia-Romagna Round, 11-13 June 2021

Chronological Analysis Race 2 - Red Flag

Start at 12:30'27.086

RET 6 M. HERRERA (1'39.805)							
Lap	Seg.1	Seg.2	Seg.3	Seg.4	Lap Time	km/h	Local Time
1			28.785	22.210	1'49.570	226,9	12:32'16.656
2	27.317	23.048	27.406	22.168	1'39.939	231,8	12:33'56.595
3	27.548	22.936	27.545	22.133	1'40.162	235,8	12:35'36.757
4	27.567	22.894	27.253	22.116	1'39.830	234,8	12:37'16.587
5	27.380	22.788	27.395	22.242	1'39.805	232,8	12:38'56.392
6	27.438	22.908	27.481	22.212	1'40.039	234,3	12:40'36.431

Last Passing Point FL.1 at 12:40'52.778

RET 42 S. FROSSARD (1'41.118)							
Lap	Seg.1	Seg.2	Seg.3	Seg.4	Lap Time	km/h	Local Time
1			28.828	22.378	1'51.786	223,6	12:32'18.872
2	27.790	23.894	28.011	22.599	1'42.294	231,3	12:34'01.166
3	27.945	23.254	27.608	22.311	1'41.118	230,3	12:35'42.284

Last Passing Point I3.1 at 12:37'49.526

RET 34 K. MANFREDI							
Lap	Seg.1	Seg.2	Seg.3	Seg.4	Lap Time	km/h	Local Time
1			1'01.683	6'54.953	9'03.849P	106,9	12:39'30.935
2	42.792	23.603	27.824	22.323	1'56.542P	225,0	12:41'27.477

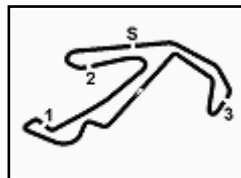
Last Passing Point I1 at 12:41'55.056

13/06/2021 P = Pits In/Out - C = Lap Time Cancelled

These data/results cannot be reproduced, stored and/or transmitted in whole or in part by any manner of electronic, mechanical, photocopying, recording, broadcasting or otherwise now known or herein after developed without the previous express consent by the copyright owner, except for reproduction in daily press and regular printed publications on sale to the public within 60 days of the event related to those data/results and always provided that copyright symbol appears together as follows below.

© DORNA WSBK ORGANIZATION Srl 2021






Pirelli Made in Italy Emilia-Romagna Round, 11-13 June 2021

Weather Report Race 2 - Red Flag

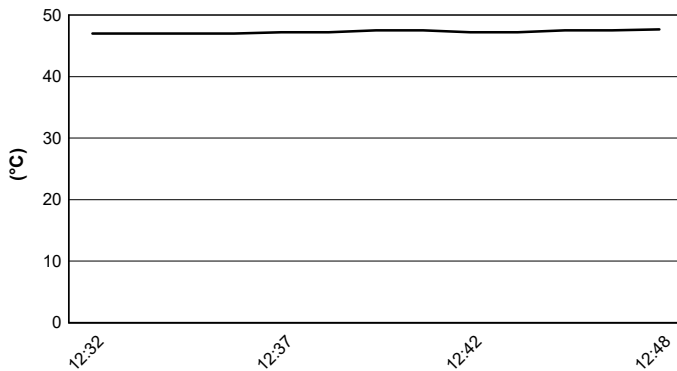
Session started 12:31 - Session ended 12:48

Misano Circuit Sic 58 4.226 m


Air Temperature



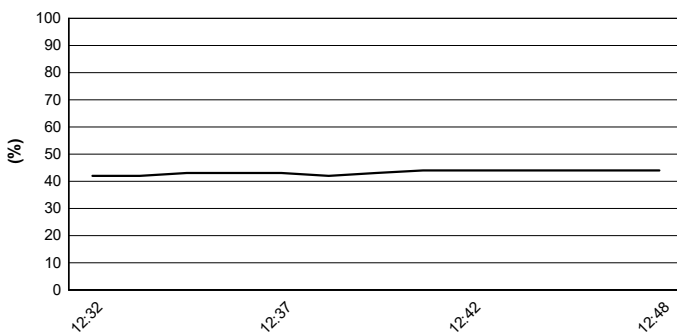
Track Temperature



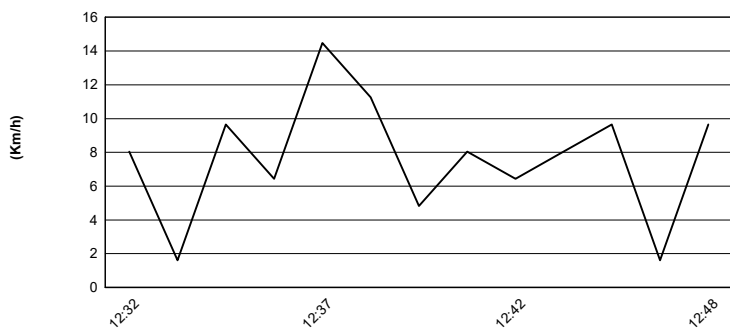
Air Pressure



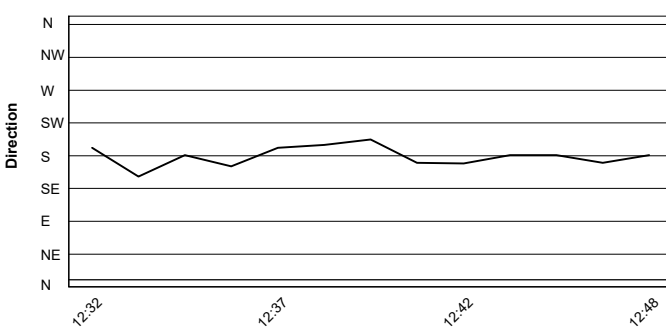
Humidity



Wind Speed



Wind Direction

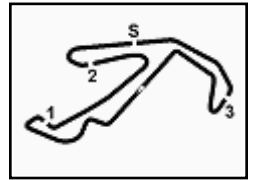


13/06/2021

These data/results cannot be reproduced, stored and/or transmitted in whole or in part by any manner of electronic, mechanical, photocopying, recording, broadcasting or otherwise now known or herein after developed without the previous express consent by the copyright owner, except for reproduction in daily press and regular printed publications on sale to the public within 60 days of the event related to those data/results and always provided that copyright symbol appears together as follows below.

© DORNA WSBK ORGANIZATION Srl 2021





Pirelli Made in Italy Emilia-Romagna Round, 11-13 June 2021
Starting Grid Race 2 Re-Start (12 Laps x 4,226 km = 50,712 km)

1	4	ODENDAAL S. Yamaha	2	16	CLUZEL J. Yamaha	3	77	AEGERTER D. Yamaha	
2	4	81	GONZALEZ M. Yamaha	5	29	BERNARDI L. Yamaha	6	3	DE ROSA R. Kawasaki
3	7	94	CARICASULO F. Yamaha	8	5	OETTL P. Kawasaki	9	21	KRUMMENACHER R. Yamaha
4	10	38	SOOMER H. Yamaha	11	70	ALCOBA M. Yamaha	12	22	FULIGNI F. Yamaha
5	13	27	ROCCOLI M. Yamaha	14	88	PATACCA M. Yamaha	15	2	MONTELLA L. Yamaha
6	16	71	BERGMAN C. Yamaha	17	55	HENDRA PRATAMA G Yamaha	18	11	OTTAVIANI L. Kawasaki
7	19	63	STIRPE D. MV Agusta	20	84	FABRIZIO M. Kawasaki	21	80	PONTONE A. Yamaha
8	22	95	TAKALA V. Yamaha	23	24	TACCINI L. Kawasaki	24	23	PIZZOLI D. Yamaha
9	25	15	MCMANUS E. Yamaha	26	45	KAWASAKI S. Kawasaki			

13/06/2021 The Race Director

These data/results cannot be reproduced, stored and/or transmitted in whole or in part by any manner of electronic, mechanical, photocopying, recording, broadcasting or otherwise now known or herein after developed without the previous express consent by the copyright owner, except for reproduction in daily press and regular printed publications on sale to the public within 60 days of the event related to those data/results and always provided that copyright symbol appears together as follows below. © DORNA WSBK ORGANIZATION Srl 2021

