
**Pirelli Made in Italy Emilia-Romagna Round, 11-13 June 2021**
**Chronological Analysis Free Practice 1st Session**

Misano Circuit Sic 58 4.226 m

1 / 6

1° 81 M. GONZALEZ (1'38.789)								4° 16 J. CLUZEL (1'38.890)							
Lap	Seg.1	Seg.2	Seg.3	Seg.4	Lap Time	km/h	Local Time	Lap	Seg.1	Seg.2	Seg.3	Seg.4	Lap Time	km/h	Local Time
1							11:25'06.645	1							11:25'23.744
2	48.790	24.907	28.338	24.116	2'06.151CP	231,3	11:27'12.796	2	45.537	25.863	35.126	24.747	2'11.273P	157,7	11:27'35.017
3	29.131	23.808	28.150	23.411	1'44.500	232,3	11:28'57.296	3	28.252	23.480	28.216	22.859	1'42.807	230,8	11:29'17.824
4	27.496	23.404	27.319	23.021	1'41.240	233,3	11:30'38.536	4	27.659	23.464	27.867	22.447	1'41.437	234,8	11:30'59.261
5	27.397	23.079	27.080	22.511	1'40.067	234,3	11:32'18.603	5	27.398	22.963	27.338	22.334	1'40.033	234,8	11:32'39.294
6	27.325	23.015	27.277	22.361	1'39.978C	232,8	11:33'58.581	6	27.768	23.397	29.940	2'20.155	3'41.260P	225,0	11:36'20.554
7	27.255	22.896	27.290	22.356	1'39.797	232,3	11:35'38.378	7	43.556	23.350	27.847	22.583	1'57.336P	231,3	11:38'17.890
8	27.554	22.997	27.283	5'45.103	7'02.937P	232,3	11:42'41.315	8	27.367	23.032	27.379	22.205	1'39.983	233,3	11:39'57.873
9	44.421	23.578	27.538	23.009	1'58.546P	230,3	11:44'39.861	9	27.294	22.912	27.159	22.210	1'39.575	234,8	11:41'37.448
10	27.173	22.883	27.212	22.179	1'39.447	231,8	11:46'19.308	10	27.287	22.851	27.237	22.171	1'39.546	234,8	11:43'16.994
11	27.107	22.959	27.085	22.222	1'39.373	232,3	11:47'58.681	11	27.262	22.828	27.141	22.123	1'39.354	235,8	11:44'56.348
12	27.196	22.851	27.062	22.180	1'39.289	231,8	11:49'37.970	12	27.945	23.365	27.890	22.648	1'41.848	233,3	11:46'38.196
13	27.977	24.531	27.584	7'49.134	9'09.226P	232,8	11:58'47.196	13	27.225	22.745	27.273	22.108	1'39.351	234,3	11:48'17.547
14	51.376	24.143	30.072	23.378	2'08.969P	225,5	12:00'56.165	14	27.230	22.718	27.165	22.118	1'39.231	235,8	11:49'56.778
15	27.105	22.884			1'41.863	232,3	12:02'38.028	15	27.199	22.688	27.121	22.174	1'39.182	235,3	11:51'35.960
16	27.071	22.714	26.979	22.082	1'38.846C	232,3	12:04'16.874	16	27.360	23.299	28.046	4'23.586	5'42.291P	233,8	11:57'18.251
17	27.003	22.777	27.177	27.138	1'44.095	236,3	12:06'00.969	17	44.819	23.770	30.712	29.592	2'08.893P	229,8	11:59'27.144
18	27.140	22.740	27.002	22.177	1'39.059	232,8	12:07'40.028	18	27.293	22.960	38.516	23.828	1'52.597	229,3	12:01'19.741
19	27.148	22.762	27.051	22.183	1'39.144	231,8	12:09'19.172	19	27.116	22.809	27.094	22.136	1'39.155	234,3	12:02'58.896
20	27.070	22.676	27.027	22.016	1'38.789	232,8	12:10'57.961	20	27.003	22.739	27.089	22.059	1'38.890	235,8	12:04'37.786
								21	31.646	24.287	31.525	22.988	1'50.446	234,8	12:06'28.232
								22	27.075	22.854	27.054	22.677	1'39.660	236,8	12:08'07.892
								23	27.106	22.728	27.220	22.251	1'39.305	238,9	12:09'47.197

2° 12 F. FULIGNI (1'38.851)								5° 38 H. SOOMER (1'38.902)							
Lap	Seg.1	Seg.2	Seg.3	Seg.4	Lap Time	km/h	Local Time	Lap	Seg.1	Seg.2	Seg.3	Seg.4	Lap Time	km/h	Local Time
1							11:25'04.708	1							11:27'04.073
2	45.291	23.739	28.364	3'33.447	5'10.841P	235,8	11:30'15.549	2	28.210	23.506	28.027	23.097	1'42.840	234,8	11:28'46.913
3	46.068	23.543	27.442	22.446	1'59.499P	231,3	11:32'15.048	3	27.948	23.202	27.716	22.817	1'41.683	236,3	11:30'28.596
4	27.360	23.011	27.024	22.355	1'39.750	232,3	11:33'54.798	4	27.472	23.140	27.378	22.377	1'40.367	233,3	11:32'08.963
5	27.169	22.922	27.005	22.344	1'39.440	232,3	11:35'34.238	5	27.313	22.970	27.346	22.370	1'39.999	233,8	11:33'48.962
6	27.525	22.937	27.185	22.375	1'40.022	231,3	11:37'14.260	6	27.672	23.005	27.474	22.309	1'40.460	234,8	11:35'29.422
7	27.256	22.874	27.042	22.141	1'39.313	232,8	11:38'53.573	7	27.512	23.112	27.742	22.030	8'45.134	231,8	11:44'14.556
8	27.226	22.839	27.598	6'59.720	8'17.383P	231,8	11:47'10.956	8	27.131	22.938	27.519	21.984	1'39.572	231,3	11:45'54.128
9	43.445	23.651	27.413	22.482	1'56.991P	230,3	11:49'07.947	9	28.738	22.941	27.383	22.101	1'41.163C	233,3	11:47'35.291
10	27.129	22.794	27.011	22.087	1'39.021	232,8	11:50'46.968	10	27.249	22.841	27.280	21.973	1'39.343	233,3	11:49'14.634
11	27.006	22.666	27.048	22.131	1'38.851	232,8	11:52'25.819	11	27.134	22.779	27.285	22.077	1'39.275	233,8	11:50'53.909
12	27.080	22.930	27.084	22.157	1'39.251	231,8	11:54'05.070	12	27.073	23.452	27.288	22.101	1'39.914	232,8	11:52'33.823
13	28.576	24.160	27.882	7'06.073	8'26.691P	229,8	12:02'31.761	13	27.477	23.186	27.474	22.086	1'40.223	232,3	11:54'14.046
14	49.521	25.982	29.171	22.249	2'06.923P	215,6	12:04'38.684	14	27.234	22.856	27.129	22.261	1'39.480	233,8	11:55'53.526
								15	30.123	23.975	28.342	36.043	1'58.483CP	230,8	11:57'52.009
								16	4'25.396	23.200	27.229	22.532	5'38.357P	232,8	12:03'30.366
								17	27.350	22.981	27.233	22.208	1'39.772	235,3	12:05'10.138
								18	27.716	22.778	27.171	22.057	1'39.722	233,8	12:06'49.860
								19	27.164	22.880	27.242	22.081	1'39.367	233,8	12:08'29.227
								20	26.977	22.849	27.100	21.976	1'38.902	234,3	12:10'08.129

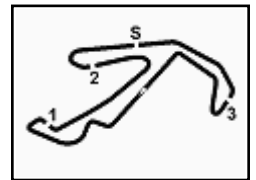
  

3° 94 F. CARICASULO (1'38.855)								6° 21 R. KRUMMENACHER (1'38.929)							
Lap	Seg.1	Seg.2	Seg.3	Seg.4	Lap Time	km/h	Local Time	Lap	Seg.1	Seg.2	Seg.3	Seg.4	Lap Time	km/h	Local Time
1							11:24'58.447	1							11:26'58.147
2	46.491	23.860	28.797	23.794	2'02.942P	231,8	11:27'01.389	2	28.068	23.481	27.722	22.588	1'41.859	233,8	11:28'40.006
3	28.623	23.390	27.746	22.332	1'42.091	232,8	11:28'43.480	3	27.807	23.285	27.471	22.528	1'41.091	233,8	11:30'21.097
4	27.404	23.184	27.473	22.267	1'40.328	234,3	11:30'23.808	4	27.633	23.060	27.336	22.465	1'40.494	234,3	11:32'01.591
5	26.987	22.845	27.273	5'57.694	7'14.799P	234,8	11:37'38.607	5	30.755	24.122	27.645	22.403	1'44.925	231,3	11:33'46.516
6	44.522	23.630	28.261	22.529	1'58.942P	230,3	11:39'37.549	6	27.323	23.025	27.222	22.214	1'39.784	231,3	11:35'26.300
7	27.341	23.160	27.716	22.241	1'40.458	232,3	11:41'18.007	7	28.121	23.950	36.768	25.323	1'54.162	223,1	11:37'20.462
8	27.303	23.005	27.387	22.120	1'39.815	234,3	11:42'57.822	8	34.254	23.328	28.051	22.307	1'47.940	227,8	11:39'08.402
9	27.140	22.762	27.288	22.007	1'39.197	233,8	11:44'37.019	9	27.241	22.880	27.556	22.318	1'39.995	233,3	11:40'48.397
10	27.118	22.876	27.209	22.045	1'39.248	234,8	11:46'16.267	10	27.231	23.031	27.310	22.132	1'39.704	230,8	11:42'28.101
11	27.112	22.825	27.369	21.954	1'39.260	233,8	11:47'55.527	11	30.631	23.892	28.407	36.350	1'59.280CP	226,4	11:44'27.381
12	32.099	23.025	27.353	22.086	1'44.563	235,3	11:49'40.090	12	9'15.966	24.520	29.808	22.546	10'32.840P	225,9	11:55'00.221
13	27.029	22.882	27.371	21.913	1'39.195	234,8	11:51'19.285								
14	26.962	22.751	27.236	21.906	1'38.855	234,8	11:52'58.140								
15	27.942	23.347	29.384	6'49.156	8'09.829P	233,8	12:01'07.969								
16	50.857	23.302	27.608	22.405	2'04.172P	234,3	12:03'12.141								
17	34.551	23.001	27.422	22.115	1'47.089C	236,3	12:04'59.230								
18	27.539	22.864	27.947	27.540	1'45.890	236,8	12:06'45.120								
19	27.235	22.903	27.471	21.929	1'39.538	235,3	12:08'24.658								
20	27.362	22.926	27.372	21.935	1'39.595	236,3	12:10'04.253								

11/06/2021 P = Pits In/Out - C = Lap Time Cancelled

These data/results cannot be reproduced, stored and/or transmitted in whole or in part by any manner of electronic, mechanical, photocopying, recording, broadcasting or otherwise now known or herein after developed without the previous express consent by the copyright owner, except for reproduction in daily press and regular printed publications on sale to the public within 60 days of the event related to those data/results and always provided that copyright symbol appears together as follows below.

© DORNA WSBK ORGANIZATION Srl 2021



## Pirelli Made in Italy Emilia-Romagna Round, 11-13 June 2021

### Chronological Analysis Free Practice 1st Session

Misano Circuit Sic 58 4.226 m

2 / 6

Lap	Seg.1	Seg.2	Seg.3	Seg.4	Lap Time	km/h	Local Time
13	27.320	22.985	27.229	22.049	1'39.583	230,8	11:56'39.804
14	27.157	23.033	27.083	22.122	1'39.395	230,8	11:58'19.199
15	27.237	22.872	27.123	22.166	1'39.398	231,3	11:59'58.597
16	27.252	22.955	27.148	22.056	1'39.411	232,8	12:01'38.008
17	35.075	29.236	27.934	22.505	1'54.750C	230,8	12:03'32.758
18	27.044	<b>22.857</b>	<b>27.039</b>	<b>21.989</b>	<b>1'38.929</b>	233,8	12:05'11.687
19	29.525	23.441	28.415	24.492	1'45.873	225,5	12:06'57.560
20	<b>27.026</b>	22.942	27.194	27.232	1'44.394	231,8	12:08'41.954
21	27.151	22.981	27.133	22.052	1'39.317	231,8	12:10'21.271

7° 77 D. AEGERTER (1'38.943)							
Lap	Seg.1	Seg.2	Seg.3	Seg.4	Lap Time	km/h	Local Time
1							11:25'08.967
2	49.152	25.480	29.043	23.358	2'07.033P	222,7	11:27'16.000
3	28.346	23.646	28.121	22.432	1'42.545	231,3	11:28'58.545
4	27.960	23.347	27.629	22.304	1'41.240	231,3	11:30'39.785
5	27.426	22.972	27.443	22.701	1'40.542	<b>234,3</b>	11:32'20.327
6	27.706	22.905	27.203	22.120	1'39.934	232,3	11:34'00.261
7	27.288	22.931	27.063	22.008	1'39.290	232,3	11:35'39.551
8	27.311	22.809	<b>26.963</b>	<b>22.093</b>	1'39.176	233,8	11:37'18.727
9	27.240	<b>22.801</b>	26.975	<b>21.927</b>	<b>1'38.943</b>	232,8	11:38'57.670
10	27.117	22.875	27.013	22.009	1'39.014	232,3	11:40'36.684
11	27.118	22.948	27.143	22.049	1'39.258	232,8	11:42'15.942
12	27.300	22.923	27.329	11'33.834	12'51.386P	230,3	11:55'07.328
13	45.549	23.889	27.834	22.513	1'59.785P	226,9	11:57'07.113
14	27.570	23.036	27.291	22.311	1'40.208	229,8	11:58'47.321
15	27.332	23.032	27.245	22.160	1'39.769	230,8	12:00'27.090
16	27.212	22.952	27.283	22.125	1'39.572	230,3	12:02'06.662
17	27.375	23.045	33.640	26.767	1'50.827	233,3	12:03'57.489
18	27.322	22.982	27.221	22.237	1'39.762	232,8	12:05'37.251
19	27.933	24.446	35.736	23.780	1'51.895	192,5	12:07'29.146
20	27.359	22.884	27.191	22.091	1'39.525	231,3	12:09'08.671
21	<b>27.115</b>	22.916	27.102	22.130	1'39.263	232,8	12:10'47.934

8° 4 S. ODENDAAL (1'39.041)							
Lap	Seg.1	Seg.2	Seg.3	Seg.4	Lap Time	km/h	Local Time
1							11:26'07.424
2	45.200	24.279	28.586	23.311	2'01.376P	232,8	11:28'08.800
3	28.213	23.340	27.589	22.467	1'41.609	235,8	11:29'50.409
4	28.246	23.186	27.535	22.386	1'41.353	237,9	11:31'31.762
5	27.625	22.948	27.164	22.244	1'39.981	237,4	11:33'11.743
6	27.530	22.862	27.049	22.180	1'39.621	235,8	11:34'51.364
7	27.267	22.800	27.249	22.282	1'39.598	235,8	11:36'30.962
8	27.354	22.893	27.251	22.121	1'39.619	236,8	11:38'10.581
9	27.377	22.927	27.084	22.116	1'39.504	236,8	11:39'50.085
10	29.992	23.637	28.459	9'28.974	10'51.062P	232,8	11:50'41.147
11	45.435	23.660	27.684	22.343	1'59.122P	234,8	11:52'40.269
12	27.419	22.956	27.219	22.228	1'39.822	236,3	11:54'20.091
13	27.458	22.865	27.218	<b>22.044</b>	1'39.585	237,4	11:55'59.676
14	27.226	22.790	26.975	22.050	<b>1'39.041</b>	238,4	11:57'38.717
15	28.257	23.666	27.725	4'26.257	5'45.905P	235,8	12:03'24.622
16	48.336	23.626	27.601	23.813	2'03.376P	235,8	12:05'27.998
17	27.424	24.297	31.468	22.682	1'45.871	188,8	12:07'13.869
18	27.638	22.848	27.004	22.059	1'39.549	239,5	12:08'53.418
19	<b>27.216</b>	<b>22.771</b>	<b>26.937</b>	22.181	1'39.105	<b>243,2</b>	12:10'32.523

9° 5 P. OETTL (1'39.119)							
Lap	Seg.1	Seg.2	Seg.3	Seg.4	Lap Time	km/h	Local Time
1		24.412	28.315	37.635		233,8	11:27'16.599
2	1'11.759	26.910	33.108	22.642	2'34.419P	233,3	11:29'51.018
3	27.398	23.239	27.450	22.466	1'40.553	233,3	11:31'31.571
4	27.344	23.019	27.348	22.289	1'40.000	233,8	11:33'11.571
5	29.789	23.090	27.208	22.590	1'42.677C	<b>234,3</b>	11:34'54.248

10° 29 L. BERNARDI (1'39.300)							
Lap	Seg.1	Seg.2	Seg.3	Seg.4	Lap Time	km/h	Local Time
1		24.805	29.049	23.527		228,3	11:26'57.250
2	28.407	23.442	27.961	22.556	1'42.366	232,8	11:28'39.616
3	27.906	23.112	27.554	22.638	1'41.210	233,8	11:30'20.826
4	27.622	23.032	27.449	22.576	1'40.679	233,3	11:32'01.505
5	30.685	25.857	28.285	22.501	1'47.328C	234,3	11:33'48.833
6	27.542	23.032	27.399	22.318	1'40.291	234,8	11:35'29.124
7	27.441	22.950	27.321	22.300	1'40.012	234,8	11:37'09.136
8	27.252	22.931	27.232	22.184	1'39.599	234,3	11:38'48.735
9	27.258	30.489	28.705	8'13.864	9'40.316P	<b>235,8</b>	11:48'29.051
10	45.936	24.714	30.345	24.107	2'05.102P	216,9	11:50'34.153
11	27.720	23.148	27.405	22.301	1'40.574	233,3	11:52'14.727
12	27.187	22.934	27.273	<b>22.132</b>	1'39.526	233,8	11:53'54.253
13	<b>27.065</b>	<b>22.875</b>	<b>27.199</b>	22.161	<b>1'39.300</b>	234,3	11:55'33.553
14	31.930	26.431	28.671	5'35.137	7'02.169CP	229,8	12:02'35.722
15	46.701	24.045	35.064	22.998	2'08.808P	128,9	12:04'44.530
16	27.970	23.150	27.638	22.409	1'41.167	232,8	12:06'25.697
17	27.522	23.226	27.794	22.410	1'40.952	235,3	12:08'06.649
18	27.257	23.054	27.432	22.318	1'40.061	233,8	12:09'46.710
19	27.614	23.099	27.479	22.321	1'40.513	235,3	12:11'27.223

11° 61 C. ONCU (1'39.338)							
Lap	Seg.1	Seg.2	Seg.3	Seg.4	Lap Time	km/h	Local Time
1		23.893	28.516	24.107		234,8	11:27'03.574
2	28.483	23.337	28.230	22.683	1'42.733	232,8	11:28'46.307
3	33.273	32.022	27.919	22.628	1'55.842C	<b>236,3</b>	11:30'42.149
4	27.656	23.202	27.948	22.664	1'41.470	233,8	11:32'23.619
5	30.383	23.054	27.760	22.353	1'43.550C	233,3	11:34'07.169
6	27.699	23.123	28.038	22.348	1'41.208	232,3	11:35'48.377
7	27.716	23.105	27.939	22.601	1'41.361	233,3	11:37'29.738
8	27.956	23.083	27.763	34.883	1'53.685P	231,8	11:39'23.423
9	7'49.019	23.214	27.972	22.487	9'02.692P	230,8	11:48'26.115
10	27.879	23.005	27.703	22.306	1'40.893	232,3	11:50'07.008
11	27.580	22.899	27.690	22.266	1'40.435	232,3	11:51'47.443
12	27.357	23.011	27.767	22.209	1'40.344	234,3	11:53'27.787
13	27.463	23.033	27.514	22.167	1'40.177	232,3	11:55'07.964
14	27.469	22.953	27.740	22.242	1'40.404	232,3	11:56'48.368
15	27.402	22.891	27.575	22.144	1'40.012	232,8	11:58'28.380
16	29.313	23.310	27.678	33.761	1'54.062P	230,8	12:00'22.442
17	4'23.049	23.286	27.993	24.930	5'39.258P	234,8	12:06'01.700
18	<b>27.134</b>	<b>22.743</b>	<b>27.334</b>	<b>22.127</b>	<b>1'39.338</b>	234,8	12:07'41.038
19	27.356	22.934	27.580	22.239	1'40.109	232,8	12:09'21.147
20	27.187	22.949	27.555	22.151	1'39.842	232,8	12:11'00.989

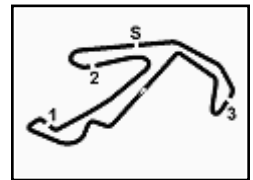
  

12° 3 R. DE ROSA (1'39.377)							
Lap	Seg.1	Seg.2	Seg.3	Seg.4	Lap Time	km/h	Local Time
1		25.343	29.359	38.318		225,0	11:27'56.838
2	4'08.545	24.235	28.251	23.278	5'24.309P	227,8	11:33'21.147
3	27.841	23.518	27.820	22.751	1'41.930	229,3	11:35'03.077
4	27.909	23.453	27.535	22.737	1'41.634	229,8	11:36'44.711
5	27.661	23.260	27.632	22.448	1'41.001	230,3	11:38'25.712
6	27.643	23.030	27.536	22.544	1'40.753	229,8	11:40'06.465
7	27.574	23.126	27.864	23.004	1'41.568	229,8	11:41'48.033
8	27.408	22.997	27.250	22.302	1'39.957	231,3	11:43'27.990
9	28.737	23.972	28.302	23.159	8'24.734	228,3	11:51'52.724

11/06/2021 P = Pits In/Out - C = Lap Time Cancelled

These data/results cannot be reproduced, stored and/or transmitted in whole or in part by any manner of electronic, mechanical, photocopying, recording, broadcasting or otherwise now known or herein after developed without the previous express consent by the copyright owner, except for reproduction in daily press and regular printed publications on sale to the public within 60 days of the event related to those data/results and always provided that copyright symbol appears together as follows below.

© DORNA WSBK ORGANIZATION Srl 2021


**Pirelli Made in Italy Emilia-Romagna Round, 11-13 June 2021**
**Chronological Analysis Free Practice 1st Session**

Misano Circuit Sic 58 4.226 m

**3 / 6**

10	27.417	23.005	27.307	22.488	1'40.217	230,8	11:53'32.941	11	27.670	23.162	27.076	22.432	1'40.340	235,3	11:49'44.906
11	27.306	23.084	27.375	22.400	1'40.165	231,3	11:55'13.106	12	27.368	22.931	<b>27.061</b>	<b>22.106</b>	<b>1'39.466</b>	236,3	11:51'24.372
12	27.304	23.034	27.226	22.403	1'39.967	231,8	11:56'53.073	13	<b>27.289</b>	22.970	27.167	22.500	1'39.926	236,3	11:53'04.298
13	27.450	23.078	<b>27.148</b>	22.182	1'39.858	231,8	11:58'32.931	14	27.695	23.278	27.462	9'07.596	10'26.031P	234,8	12:03'30.329
14	28.835	24.476	30.397	40.579	2'04.287P	222,2	12:00'37.218	15	47.343	24.101	27.681	22.885	2'02.010P	233,3	12:05'32.339
15	4'23.349	29.632	34.331	22.762	5'50.074P	188,8	12:06'27.292	16	27.429	22.942	27.426	22.961	1'40.758	231,3	12:07'13.097
16	<b>27.015</b>	22.929	27.274	23.098	1'40.316C	<b>233,3</b>	12:08'07.608	17	27.383	22.891	27.397	22.300	1'39.971	234,3	12:08'53.068
17	27.027	22.937	27.200	22.213	<b>1'39.377</b>	<b>233,3</b>	12:09'46.985	18	27.293	<b>22.776</b>	27.568	22.204	1'39.841	236,8	12:10'32.909
18	27.141	<b>22.902</b>	27.267	<b>22.152</b>	1'39.462	231,3	12:11'26.447								

13° 34 K. MANFREDI (1'39.395)							
Lap	Seg.1	Seg.2	Seg.3	Seg.4	Lap Time	km/h	Local Time
1							11:24'45.550
2	53.365	24.557	29.508	24.421	2'11.851P	215,6	11:26'57.401
3	28.429	23.423	27.936	7'07.507	8'27.295P	230,3	11:35'24.696
4	44.341	23.746	28.674	22.403	1'59.164P	223,6	11:37'23.860
5	27.452	23.297	27.556	22.424	1'40.729	228,3	11:39'04.589
6	27.537	23.874	30.747	8'00.421	9'22.579P	215,6	11:48'27.168
7	45.026	25.015	29.286	24.919	2'04.246P	222,2	11:50'31.414
8	27.154	23.862	29.002	23.634	1'43.652	218,2	11:52'15.066
9	27.132	22.972	27.256	22.144	1'39.504	231,3	11:53'54.570
10	27.157	22.946	<b>27.218</b>	<b>22.074</b>	<b>1'39.395</b>	231,3	11:55'33.965
11	29.677	23.380	27.813	6'56.714	8'17.584CP	228,8	12:03'51.549
12	47.938	23.558	29.503	22.260	2'03.259P	211,4	12:05'54.808
13	<b>27.096</b>	<b>22.872</b>	27.272	22.155	<b>1'39.395</b>	231,8	12:07'34.203
14	27.457	<b>22.867</b>	27.360	22.530	1'40.214	<b>232,8</b>	12:09'14.417
15	29.866	23.250	29.080	22.150	1'44.346C	201,1	12:10'58.763

16° 6 M. HERRERA (1'39.783)							
Lap	Seg.1	Seg.2	Seg.3	Seg.4	Lap Time	km/h	Local Time
1							11:27'01.431
2	29.177	23.485	27.986	22.761	1'43.409	233,3	11:28'44.840
3	28.032	23.311	27.829	22.557	1'41.729	234,8	11:30'26.569
4	27.901	23.309	27.813	22.523	1'41.546	234,3	11:32'08.115
5	27.912	23.416	27.903	22.404	1'41.635	236,3	11:33'49.750
6	27.832	23.018	27.494	22.295	1'40.639	235,8	11:35'30.389
7	27.729	23.059	27.525	42.972	2'01.285P	233,8	11:37'31.674
8	6'33.512	23.610	28.103	22.789	7'48.014P	231,3	11:45'19.688
9	27.890	23.155	27.593	22.333	1'40.971	232,8	11:47'00.659
10	27.773	23.248	28.268	22.858	1'42.147	230,3	11:48'42.806
11	28.398	26.123	28.835	43.254	2'06.610P	231,3	11:50'49.416
12	7'15.478	23.601	29.419	29.298	8'37.796P	232,3	11:59'27.212
13	27.605	<b>22.781</b>	38.689	23.576	1'52.651	171,4	12:01'19.863
14	<b>27.288</b>	22.903	<b>27.303</b>	22.289	<b>1'39.783</b>	236,3	12:02'59.646
15	27.513	22.852	27.484	<b>22.165</b>	1'40.014	235,8	12:04'39.660
16	27.551	22.961	30.111	28.432	1'49.055	230,3	12:06'28.715
17	27.928	23.018	27.586	22.311	1'40.843	<b>236,8</b>	12:08'09.558
18	27.682	23.084	28.818	23.936	1'43.520	235,8	12:09'53.078
19	30.964	23.315	28.296	45.302	2'07.877P	231,3	12:12'00.955

14° 22 F. FULIGNI (1'39.443)							
Lap	Seg.1	Seg.2	Seg.3	Seg.4	Lap Time	km/h	Local Time
1							11:25'19.867
2	45.043	24.377	28.475	23.234	2'01.129P	228,8	11:27'20.996
3	28.052	23.271	27.784	22.774	1'41.881	231,8	11:29'02.877
4	27.796	23.119	27.699	22.462	1'41.076	233,3	11:30'43.953
5	27.833	23.065	27.651	22.986	1'41.535	232,3	11:32'25.488
6	27.568	22.989	27.479	22.440	1'40.476	231,3	11:34'05.964
7	28.009	24.678	28.950	22.911	1'44.548	213,0	11:35'50.512
8	27.813	23.008	27.572	22.445	1'40.838	232,8	11:37'31.350
9	27.552	23.044	28.222	7'47.264	9'06.082P	<b>234,8</b>	11:46'37.432
10	45.551	24.067	28.486	22.841	2'00.945P	226,9	11:48'38.377
11	27.758	23.150	27.783	22.564	1'41.255	230,8	11:50'19.632
12	27.543	23.071	27.744	22.415	1'40.773	229,8	11:52'00.405
13	27.556	23.000	27.566	22.376	1'40.498	232,8	11:53'40.903
14	27.511	22.965	27.621	22.346	1'40.443	231,8	11:55'21.346
15	27.619	22.994	27.699	4'59.562	6'17.874P	231,8	12:01'39.220
16	44.693	23.847	28.165	22.853	1'59.558P	229,3	12:03'38.778
17	32.026	23.925	28.509	24.041	1'48.501C	229,3	12:05'27.279
18	27.693	23.763	29.480	23.301	1'44.237	198,9	12:07'11.516
19	27.435	22.892	27.273	22.339	1'39.939	232,3	12:08'51.455
20	<b>27.151</b>	<b>22.831</b>	<b>27.224</b>	<b>22.237</b>	<b>1'39.443</b>	232,3	12:10'30.898

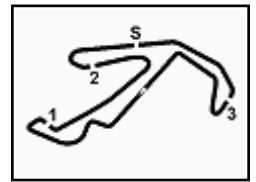
17° 27 M. ROCCOLI (1'39.816)							
Lap	Seg.1	Seg.2	Seg.3	Seg.4	Lap Time	km/h	Local Time
1							11:25'57.725
2	45.763	24.265	28.171	5'58.815	7'37.014P	231,8	11:33'34.739
3	45.600	23.612	27.757	22.446	1'59.415P	231,8	11:35'34.154
4	27.833	23.112	27.345	22.396	1'40.686	231,8	11:37'14.840
5	27.416	22.877	27.327	<b>22.199</b>	1'39.819	233,3	11:38'54.659
6	27.291	22.982	27.346	22.463	1'40.082	232,8	11:40'34.741
7	27.484	22.972	27.631	22.274	1'40.361	231,8	11:42'15.102
8	27.889	23.321	27.703	13'36.667	14'55.580P	233,3	11:57'10.682
9	48.811	23.951	27.718	22.588	2'03.068P	230,8	11:59'13.750
10	27.579	22.952	27.471	22.263	1'40.265	230,8	12:00'54.015
11	27.298	22.889	27.419	22.348	1'39.954	231,3	12:02'33.969
12	27.369	22.954	27.537	22.319	1'40.179	232,3	12:04'14.148
13	<b>27.242</b>	22.996	27.489	22.291	1'40.018	231,8	12:05'54.166
14	27.344	22.862	<b>27.284</b>	22.326	<b>1'39.816</b>	<b>233,8</b>	12:07'33.982

18° 88 M. PATACCA (1'40.012)							
Lap	Seg.1	Seg.2	Seg.3	Seg.4	Lap Time	km/h	Local Time
1							11:25'08.759
2	45.313	25.455	28.965	23.956	2'03.689P	226,4	11:27'12.448
3	28.303	23.803	27.869	22.969	1'42.944	232,3	11:28'55.392
4	28.503	23.649	27.808	23.280	1'43.240	231,8	11:30'38.632
5	27.732	23.411	27.574	23.189	1'41.906	232,3	11:32'20.538
6	28.084	23.305	27.643	22.666	1'41.698	232,8	11:34'02.236
7	27.792	23.644	27.622	22.636	1'41.694	<b>236,8</b>	11:35'43.930
8	27.708	23.241	27.510	22.895	1'41.354	233,8	11:37'25.284
9	27.698	23.280	27.665	22.625	1'41.268	231,8	11:39'06.552
10	30.242	23.796	28.911	11'49.417	13'12.366CP	229,8	11:52'18.918
11	46.585	24.763	28.213	22.559	2'02.120P	232,8	11:54'21.038
12	27.460	23.194	27.394	22.347	1'40.395	233,3	11:56'01.433
13	27.606	23.151	27.567	22.510	1'40.834	230,3	11:57'42.267

11/06/2021 P = Pits In/Out - C = Lap Time Cancelled

These data/results cannot be reproduced, stored and/or transmitted in whole or in part by any manner of electronic, mechanical, photocopying, recording, broadcasting or otherwise now known or herein after developed without the previous express consent by the copyright owner, except for reproduction in daily press and regular printed publications on sale to the public within 60 days of the event related to those data/results and always provided that copyright symbol appears together as follows below.

© DORNA WSBK ORGANIZATION Srl 2021



## Pirelli Made in Italy Emilia-Romagna Round, 11-13 June 2021

### Chronological Analysis Free Practice 1st Session

Misano Circuit Sic 58.4.226 m

**4 / 6**

14	27.313	<b>23.014</b>	27.344	22.341	<b>1'40.012</b>	235,3	11:59'22.279	16	<b>27.200</b>	<b>23.189</b>	27.405	22.372	<b>1'40.166</b>	232,3	12:07'35.588
15	27.938	25.839	32.314	1'13.993	2'40.084CP	220,9	12:02'02.363	17	33.571	23.287	<b>27.385</b>	22.435	1'46.678	<b>233,8</b>	12:09'22.266
16	52.473	24.907	30.508	25.436	2'13.324P	208,1	12:04'15.687	18	27.304	23.266	27.521	22.365	1'40.456	<b>233,8</b>	12:11'02.722
17	27.367	23.219	<b>27.321</b>	<b>22.249</b>	1'40.156	234,3	12:05'55.843								
18	27.281	23.121	32.282	22.285	1'44.969	202,6	12:07'40.812								
19	<b>27.270</b>	23.393	27.637	22.389	1'40.689	234,3	12:09'21.501								
20	27.362	23.110	27.378	22.310	1'40.160	234,3	12:11'01.661								

**19° 70 M. ALCOBA (1'40.038)**

Lap	Seg.1	Seg.2	Seg.3	Seg.4	Lap Time	km/h	Local Time
1							11:25'06.421
2	49.166	25.016	28.878	23.402	2'06.462P	232,8	11:27'12.883
3	29.340	23.897	28.389	23.097	1'44.723	233,3	11:28'57.606
4	28.125	23.458	28.208	22.648	1'42.439	231,8	11:30'40.045
5	32.723	23.620	28.262	46.459	2'11.064CP	231,8	11:32'51.109
6					17'09.920P		11:50'01.029
7	47.904	23.978	28.343	22.880	2'03.105P	226,4	11:52'04.134
8	27.774	23.628	28.095	22.783	1'42.280	227,8	11:53'46.414
9	27.943	25.895	28.309	26.185	1'48.332	227,8	11:55'34.746
10	27.849	23.558	28.071	23.000	1'42.478	228,8	11:57'17.224
11	29.014	23.652	28.095	40.648	2'01.409CP	228,8	11:59'18.633
12					4'38.487P		12:03'57.120
13	47.805	23.318	27.879	22.568	2'01.570P	232,3	12:05'58.690
14	<b>27.122</b>	23.148	27.541	<b>22.227</b>	<b>1'40.038</b>	231,3	12:07'38.728
15	30.898	23.248	<b>27.446</b>	22.356	1'43.948	233,3	12:09'22.676
16	27.206	<b>23.109</b>	27.477	22.401	1'40.193	<b>235,3</b>	12:11'02.869

**20° 23 D. PIZZOLI (1'40.151)**

Lap	Seg.1	Seg.2	Seg.3	Seg.4	Lap Time	km/h	Local Time
1							11:25'55.905
2	45.690	26.799	28.314	27.737	2'08.540P	225,9	11:28'04.445
3	27.840	23.644	27.659	22.594	1'41.737	228,8	11:29'46.182
4	27.515	23.419	27.643	22.586	1'41.163	229,3	11:31'27.345
5	27.569	23.291	27.508	27.034	1'45.402	230,3	11:33'12.747
6	27.519	23.184	27.473	22.501	1'40.677	230,3	11:34'53.424
7	29.853	23.833	28.469	11'25.511	12'47.666P	227,4	11:47'41.090
8	46.284	23.763	27.849	22.477	2'00.373P	229,3	11:49'41.463
9	27.427	23.193	27.530	22.375	1'40.525	230,3	11:51'21.988
10	27.317	23.247	27.709	22.463	1'40.736	229,8	11:53'02.724
11	28.088	23.338	28.178	7'27.021	8'46.625P	229,8	12:01'49.349
12	43.363	23.912			2'08.831P	220,0	12:03'58.180
13	27.426	23.083	<b>27.428</b>	<b>22.263</b>	1'40.200	<b>232,8</b>	12:05'38.380
14	27.346	23.346	30.174	22.527	1'43.393	185,6	12:07'21.773
15	<b>27.261</b>	<b>23.009</b>	27.570	22.311	<b>1'40.151</b>	230,8	12:09'01.924
16	<b>27.261</b>	23.123	27.538	22.962	1'40.884	230,3	12:10'42.808

**21° 84 M. FABRIZIO (1'40.166)**

Lap	Seg.1	Seg.2	Seg.3	Seg.4	Lap Time	km/h	Local Time
1		25.745	29.799	39.308		230,8	11:27'21.605
2	3'10.333	24.495	28.565	23.143	4'26.536P	229,3	11:31'48.141
3	27.845	23.820	27.966	22.696	1'42.327	230,3	11:33'30.468
4	27.776	23.558	27.925	22.603	1'41.862	229,8	11:35'12.330
5	27.777	23.555	27.936	22.643	1'41.911	230,3	11:36'54.241
6	30.669	24.189	28.884	35.642	1'59.384P	230,8	11:38'53.625
7	7'12.999	23.985	28.023	22.731	8'27.738P	230,3	11:47'21.363
8	27.549	23.375	27.700	22.574	1'41.198	230,3	11:49'02.561
9	27.491	23.364	29.975	24.212	1'45.402	228,3	11:50'47.603
10	27.456	23.231	27.449	22.349	1'40.485	232,3	11:52'28.088
11	31.584	25.160	31.781	37.715	2'06.240CP	151,0	11:54'34.328
12	4'43.428	24.122	28.439	23.067	5'59.056P	229,3	12:00'33.384
13	27.319	23.319	27.391	22.420	1'40.449	231,8	12:02'13.833
14	27.867	37.458	33.361	22.640	2'01.326	231,8	12:04'15.159
15	27.253	23.319	27.423	<b>22.268</b>	1'40.263	233,3	12:05'55.422

**22° 66 N. TUULI (1'40.235)**

Lap	Seg.1	Seg.2	Seg.3	Seg.4	Lap Time	km/h	Local Time
1		25.131	29.056	23.317		233,3	11:27'16.644
2	28.182	23.617	27.942	22.485	1'42.226	235,3	11:28'58.870
3	28.420	23.715	27.425	22.427	1'41.987	234,3	11:30'40.857
4	27.600	23.097	<b>27.305</b>	<b>22.300</b>	1'40.302	235,3	11:32'21.159
5	27.718	23.576	28.132	22.349	1'41.775	<b>236,8</b>	11:34'02.934
6	27.504	23.191	27.345	22.373	1'40.413	233,8	11:35'43.347
7	27.480	23.115	27.327	22.313	<b>1'40.235</b>	234,8	11:37'23.582
8	30.935	23.141	27.282	22.368	1'43.726C	233,8	11:39'07.308
9	<b>27.331</b>	<b>23.011</b>			4'35.787P	232,8	11:43'43.095

**23° 80 A. PONTONE (1'40.251)**

Lap	Seg.1	Seg.2	Seg.3	Seg.4	Lap Time	km/h	Local Time
1							11:25'15.012
2	51.957	26.144	29.115	23.551	2'10.767P	228,8	11:27'25.779
3	28.253	23.974	27.931	22.641	1'42.799	231,8	11:29'08.578
4	28.191	23.719	28.262	22.549	1'42.721	<b>233,3</b>	11:30'51.299
5	28.127	23.852	27.660	22.432	1'42.071	231,3	11:32'33.370
6	27.697	23.393	27.585	22.396	1'41.071	230,8	11:34'14.441
7	27.608	23.511	27.546	22.861	1'41.526	231,3	11:35'55.967
8	27.759	23.476	27.699	22.499	1'41.433	229,8	11:37'37.400
9	27.691	23.516	27.549	22.399	1'41.155	230,3	11:39'18.555
10	29.876	24.657	28.967	11'27.481	12'50.981P	226,9	11:52'09.536
11	51.656	24.753	28.493	25.581	2'10.483P	228,8	11:54'20.019
12	27.778	23.383	27.465	22.266	1'40.892	232,3	11:56'00.911
13	27.512	23.328	27.436	22.375	1'40.651	231,8	11:57'41.562
14	27.488	23.279	27.466	<b>22.178</b>	1'40.411	231,3	11:59'21.973
15	29.588	25.501	29.121	28.013	1'52.223	222,7	12:01'14.196
16	32.305	24.350	27.580	22.329	1'46.564C	230,8	12:03'00.760
17	<b>27.290</b>	23.344	<b>27.386</b>	22.231	<b>1'40.251</b>	231,8	12:04'41.011
18	27.453	<b>23.270</b>	27.461	22.315	1'40.499	231,3	12:06'21.510
19	29.745	24.291	28.671	23.822	1'46.529	227,4	12:08'08.039

**24° 11 L. OTTAVIANI (1'40.374)**

Lap	Seg.1	Seg.2	Seg.3	Seg.4	Lap Time	km/h	Local Time
1							11:24'55.758
2	49.734	24.237	28.902	23.348	2'06.221P	228,8	11:27'01.979
3	29.173	23.326	28.011	24.184	1'44.694	231,3	11:28'46.673
4	27.910	23.159	27.777	22.561	1'41.407	232,8	11:30'28.080
5	30.609	25.813	29.131	22.556	1'48.109C	230,3	11:32'16.189
6	27.750	23.075	27.595	22.610	1'41.030	231,8	11:33'57.219
7	31.874	23.982	28.767	10'05.177	11'29.800CP	231,8	11:45'27.019
8	45.724	23.966	30.385	28.067	2'08.142P	213,0	11:47'35.161
9	28.221	23.042	27.582	22.521	1'41.366	231,8	11:49'16.527
10	27.617	23.086	27.591	22.528	1'40.822	231,8	11:50'57.349
11	27.554	23.046	27.541	22.765	1'40.906	232,3	11:52'38.255
12	29.094	23.671	27.782	9'21.303	10'41.850P	232,3	12:03'20.105
13	46.377	24.449	29.961	27.477	2'08.264P	210,5	12:05'28.369
14	27.829	23.057	28.604	26.371	1'45.861	230,3	12:07'14.230
15	27.626	<b>22.881</b>	<b>27.501</b>	22.538	1'40.546	<b>233,3</b>	12:08'54.776
16	<b>27.478</b>	22.965	27.521	<b>22.410</b>	<b>1'40.374</b>	232,8	12:10'35.150

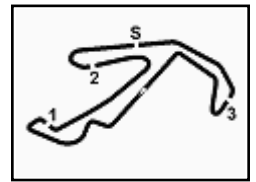
**25° 71 C. BERGMAN (1'40.618)**

Lap	Seg.1	Seg.2	Seg.3	Seg.4	Lap Time	km/h	Local Time
1		24.892	29.171	24.110		229,3	11:27'02.667
2	29.167	24.212	28.233	23.049	1'44.661	<b>234,3</b>	11:28'47.328
3	27.927	24.199	27.923	22.633	1'42.682	232,8	11:30'30.010
4	27.680	23.272	27.533	22.488	1'40.973	233,3	11:32'10.983

11/06/2021 P = Pits In/Out - C = Lap Time Cancelled

These data/results cannot be reproduced, stored and/or transmitted in whole or in part by any manner of electronic, mechanical, photocopying, recording, broadcasting or otherwise now known or herein after developed without the previous express consent by the copyright owner, except for reproduction in daily press and regular printed publications on sale to the public within 60 days of the event related to those data/results and always provided that copyright symbol appears together as follows below.

© DORNA WSBK ORGANIZATION Srl 2021



## Pirelli Made in Italy Emilia-Romagna Round, 11-13 June 2021

### Chronological Analysis Free Practice 1st Session

Misano Circuit Sic 58.4.226 m

**5 / 6**

5	27.715	<b>23.006</b>	<b>27.483</b>	<b>22.414</b>	<b>1'40.618</b>	232,3	11:33'51.601	8	27.848	23.266	27.766	22.655	1'41.535	233,8	11:37'42.203
6	28.151	23.275	30.587	38.376	2'00.389P	169,5	11:35'51.990	9	28.155	28.302	28.648	23.433	1'48.538	230,3	11:39'30.741
7	7'15.191	23.909	28.494	23.164	8'30.758P	228,8	11:44'22.748	10	28.030	23.377	27.909	22.650	1'41.966	230,8	11:41'12.707
8	27.892	23.092	27.682	22.511	1'41.177	231,3	11:46'03.925	11	28.700	23.816	28.165	13'25.956	1'44.637CP	232,3	11:55'59.344
9	27.656	23.069	27.568	22.507	1'40.800	230,8	11:47'44.725	12	52.261	23.922	28.785	26.554	2'11.522P	228,8	11:58'10.866
10	28.897	23.488	27.936	25.442	1'45.763	232,3	11:49'30.488	13	28.187	23.349	27.675	22.791	1'42.002	233,8	11:59'52.868
11	27.787	23.039	29.328	35.708	1'55.862P	227,8	11:51'26.350	14	27.867	23.480	27.707	22.777	1'41.831	232,3	12:01'34.699
12	9'47.350	24.467	28.713	22.896	11'03.426P	225,0	12:02'29.776	15	28.205	23.262	27.654	22.641	1'41.762	232,3	12:03'16.461
13	27.748	23.618	27.685	22.648	1'41.699	230,8	12:04'11.475	16	<b>27.784</b>	23.415	<b>27.648</b>	22.560	<b>1'41.407</b>	235,3	12:04'57.868
14	27.611	23.367	27.923	22.666	1'41.567	231,3	12:05'53.042	17	27.793	<b>23.189</b>	28.425	22.566	1'41.973	236,8	12:06'39.841
15	<b>27.550</b>	23.191	27.498	22.682	1'40.921	231,3	12:07'33.963	18	27.926	23.203	27.848	<b>22.496</b>	1'41.473	230,3	12:08'21.314
16	28.166	23.251	27.598	22.720	1'41.735	231,8	12:09'15.698	19	27.868	23.412	27.900	22.897	1'42.077	231,8	12:10'03.391
17	27.708	23.249	27.658	22.636	1'41.251	231,3	12:10'56.949								

26° 63 D. STIRPE (1'40.889)							
Lap	Seg.1	Seg.2	Seg.3	Seg.4	Lap Time	km/h	Local Time
1							11:25'10.494
2	48.766	25.085	29.088	23.387	2'06.326P	<b>235,3</b>	11:27'16.820
3	28.194	23.506	28.610	22.804	1'43.114	234,8	11:28'59.934
4	27.846	23.595	27.826	22.507	1'41.774	232,3	11:30'41.708
5	27.636	28.238			21'43.037P		11:52'24.745
6	48.878	23.914	29.309	23.683	2'05.784P	226,9	11:54'30.529
7	27.968	23.308	28.105	22.551	1'41.932	230,3	11:56'12.461
8	34.249	26.837	32.536	23.438	1'57.060	165,6	11:58'09.521
9	27.521	23.156	27.746	22.466	<b>1'40.889</b>	230,8	11:59'50.410
10	31.447	24.319	28.081	24.415	1'48.262	230,3	12:01'38.672
11	27.437	24.373	28.387	22.695	1'42.892	227,8	12:03'21.564
12	27.500	23.233	<b>27.743</b>	<b>22.437</b>	1'40.913	232,8	12:05'02.477
13	31.194	29.056	30.734	24.625	1'55.609	225,0	12:06'58.086

29° 24 L. TACCINI (1'41.536)							
Lap	Seg.1	Seg.2	Seg.3	Seg.4	Lap Time	km/h	Local Time
1							11:27'18.748
2	3'20.099	24.374	29.109	23.667	4'37.249P	230,3	11:31'55.997
3	28.677	23.912	28.405	23.717	1'44.711	229,3	11:33'40.708
4	28.301	23.742	28.367	23.209	1'43.619	230,3	11:35'24.327
5	28.536	23.947	28.270	23.155	1'43.908	231,8	11:37'08.235
6	28.839	23.677	28.070	23.098	1'43.684C	232,8	11:38'51.919
7	28.193	23.858	27.752	23.047	1'42.850	<b>234,3</b>	11:40'34.769
8	27.976	23.578	27.905	22.827	1'42.286	233,3	11:42'17.055
9	28.827	24.095	28.640	37.251	1'58.813CP	231,3	11:44'15.868
10	6'10.309	23.894	28.250	24.003	7'26.456P	230,3	11:51'42.324
11	28.218	23.604	27.865	22.946	1'42.633	231,8	11:53'24.957
12	28.359	24.534	28.447	23.046	1'44.386C	225,9	11:55'09.343
13	28.862	23.732	27.955	23.082	1'43.631C	232,8	11:56'52.974
14	28.161	23.629	27.661	22.881	1'42.332	233,3	11:58'35.306
15	28.089	23.553	27.737	22.816	1'42.195	231,8	12:00'17.501
16	30.172	23.951	28.017	23.134	1'45.274C	232,3	12:02'02.775
17	28.374	23.939	28.259	37.533	1'58.105CP	230,8	12:04'00.880
18	3'07.499	23.569	27.635	22.923	4'21.626P	233,3	12:08'22.506
19	<b>27.862</b>	<b>23.457</b>	<b>27.509</b>	<b>22.708</b>	<b>1'41.536</b>	<b>234,3</b>	12:10'04.042

27° 95 V. TAKALA (1'40.945)							
Lap	Seg.1	Seg.2	Seg.3	Seg.4	Lap Time	km/h	Local Time
1		25.107	31.196	24.192		226,9	11:27'01.274
2	30.283	24.583	29.904	23.617	1'48.387	233,3	11:28'49.661
3	28.888	24.238	28.964	23.155	1'45.245	232,8	11:30'34.906
4	29.163	24.113	28.735	23.223	1'45.234	233,8	11:32'20.140
5	28.342	23.841	28.178	23.248	1'43.609	234,8	11:34'03.749
6	28.161	23.589	28.338	22.947	1'43.035	234,8	11:35'46.784
7	28.318	23.664	28.052	22.810	1'42.844	233,8	11:37'29.628
8	28.591	23.562	28.071	22.876	1'43.100	234,8	11:39'12.728
9	28.127	23.620	28.132	22.873	1'42.752	233,8	11:40'55.480
10	28.043	23.461	28.019	9'04.759	10'24.282P	232,8	11:51'19.762
11	46.548	23.546	28.240	22.706	2'01.040P	232,3	11:53'20.802
12	27.752	23.338	27.829	22.764	1'41.683	233,8	11:55'02.485
13	27.570	23.374	27.695	22.611	1'41.250	233,8	11:56'43.735
14	27.613	23.644	27.765	22.708	1'41.730	233,8	11:58'25.465
15	27.521	23.276	27.779	22.471	1'41.047	234,3	12:00'06.512
16	27.602	23.363	27.775	<b>22.416</b>	1'41.156	233,8	12:01'47.668
17	27.774	23.358	27.754	22.462	1'41.348	233,8	12:03'29.016
18	<b>27.516</b>	23.332	27.647	22.450	<b>1'40.945</b>	235,3	12:05'09.961
19	28.203	23.230	<b>27.595</b>	22.520	1'41.548	235,3	12:06'51.509
20	27.789	23.647	28.029	22.805	1'42.270	<b>235,8</b>	12:08'33.779
21	27.527	<b>23.183</b>	27.705	22.875	1'41.290	<b>235,8</b>	12:10'15.069

30° 42 S. FROSSARD (1'41.764)							
Lap	Seg.1	Seg.2	Seg.3	Seg.4	Lap Time	km/h	Local Time
1							11:26'47.566
2	48.874	25.154	29.644	23.916	2'07.588P	226,4	11:28'55.154
3	29.435	24.170	35.389	23.168	1'52.162	212,6	11:30'47.316
4	28.496	25.202	29.036	27.107	1'49.841	228,3	11:32'37.157
5	33.178	23.886	28.618	23.197	1'48.879C	229,3	11:34'26.036
6	28.450	23.636	28.369	23.431	1'43.886	231,3	11:36'09.922
7	29.193	26.072	28.778	23.098	1'47.141	230,3	11:37'57.063
8	28.224	23.623	28.431	22.900	1'43.178	<b>232,8</b>	11:39'40.241
9	28.140	23.427	28.316	22.998	1'42.881	227,8	11:41'23.122
10	28.621	23.544	28.021	22.732	1'42.918	229,3	11:43'06.040
11	28.036	23.612	30.550	23.055	1'45.253	228,8	11:44'51.293
12	39.198	30.370	32.332	8'31.289	10'13.189P	212,6	11:55'04.482
13	46.760	24.255	28.692	22.877	2'02.584P	225,5	11:57'07.066
14	28.130	23.411	27.995	22.608	1'42.144	230,3	11:58'49.210
15	27.924	23.551	27.823	22.562	1'41.860	229,3	12:00'31.070
16	27.963	23.666	27.979	22.559	1'42.167	229,3	12:02'13.237
17	27.925	23.490	<b>27.804</b>	<b>22.556</b>	1'41.775	228,8	12:03'55.012
18	27.929	23.569	27.892	22.641	1'42.031	230,8	12:05'37.043
19	27.882	24.854	30.118	22.904	1'45.758	200,7	12:07'22.801
20	28.105	<b>23.338</b>	27.882	22.565	1'41.890	230,8	12:09'04.691
21	<b>27.859</b>	23.438	27.822	22.645	<b>1'41.764</b>	229,3	12:10'46.455

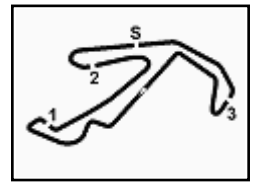
28° 55 G. HENDRA PRATAMA (1'41.407)							
Lap	Seg.1	Seg.2	Seg.3	Seg.4	Lap Time	km/h	Local Time
1							11:25'04.702
2	51.953	24.939	33.671	23.369	2'13.932P	193,2	11:27'18.634
3	32.694	24.126	28.892	23.630	1'49.342C	232,3	11:29'07.976
4	28.625	23.638	28.367	23.444	1'44.074	234,3	11:30'52.050
5	28.363	23.468	28.862	22.947	1'43.640	<b>238,4</b>	11:32'35.690
6	28.178	23.399	28.108	22.897	1'42.582	233,8	11:34'18.272
7	28.087	23.324	28.021	22.964	1'42.396	232,8	11:36'00.668

31° 2 L. MONTELLA (1'41.927)							
Lap	Seg.1	Seg.2	Seg.3	Seg.4	Lap Time	km/h	Local Time
1							11:27'26.200
2	29.289	23.982	28.418	23.246	1'44.935	227,4	11:29'11.135

11/06/2021 P = Pits In/Out - C = Lap Time Cancelled

These data/results cannot be reproduced, stored and/or transmitted in whole or in part by any manner of electronic, mechanical, photocopying, recording, broadcasting or otherwise now known or herein after developed without the previous express consent by the copyright owner, except for reproduction in daily press and regular printed publications on sale to the public within 60 days of the event related to those data/results and always provided that copyright symbol appears together as follows below.

© DORNA WSBK ORGANIZATION Srl 2021



## Pirelli Made in Italy Emilia-Romagna Round, 11-13 June 2021

### Chronological Analysis Free Practice 1st Session

Misano Circuit Sic 58 4.226 m

**6 / 6**

3	28.603	23.676	29.419	22.998	1'44.696	227,8	11:30'55.831	19	28.311	23.563	29.165	23.474	1'44.513	227,8	12:06'40.793
4	33.904	23.774	28.852	39.234	2'05.764CP	229,8	11:33'01.595	20	28.288	23.496	<b>27.999</b>	23.012	<b>1'42.795</b>	234,8	12:08'23.588
5	5'04.332	24.144	28.163	22.953	6'19.592P	228,8	11:39'21.187	21	28.312	23.597	28.262	<b>22.858</b>	1'43.029	<b>235,3</b>	12:10'06.617
6	28.557	23.734	27.977	22.845	1'43.113	228,8	11:41'04.300								
7	28.388	23.353	28.016	22.730	1'42.487	229,3	11:42'46.787								
8	28.391	23.296	28.137	22.943	1'42.767	230,3	11:44'29.554								
9	28.337	23.335	28.054	22.764	1'42.490	229,8	11:46'12.044								
10	33.264	26.028	31.554	37.546	2'08.392CP	186,9	11:48'20.436								
11	8'28.768	23.815	28.134	22.696	9'43.413P	227,8	11:58'03.849								
12	<b>27.925</b>	23.334	<b>27.848</b>	22.821	1'41.928	<b>233,8</b>	11:59'45.777								
13	28.069	23.206	27.860	23.052	1'42.187	231,8	12:01'27.964								
14	28.368	25.989	27.963	22.696	1'45.016	230,8	12:03'12.980								
15	27.958	23.450	27.953	22.688	1'42.049	230,3	12:04'55.029								
16	28.107	<b>23.195</b>	28.405	22.709	1'42.416	227,4	12:06'37.445								
17	33.059	26.678	31.394	22.798	1'53.929C	173,1	12:08'31.374								
18	27.935	23.427	27.879	<b>22.686</b>	<b>1'41.927</b>	230,3	12:10'13.301								

34°		19 P. SZKOPEK (1'47.817)					Lap Time	km/h	Local Time
Lap	Seg.1	Seg.2	Seg.3	Seg.4					
1								11:25'01.264	
2	47.892	26.353	29.274	24.972	2'08.491P	226,9		11:27'09.755	
3	30.249	<b>24.983</b>	<b>28.165</b>	<b>24.420</b>	<b>1'47.817</b>	<b>233,3</b>		11:28'57.572	

#### 32° 45 S. KAWASAKI (1'42.509)

Lap	Seg.1	Seg.2	Seg.3	Seg.4	Lap Time	km/h	Local Time
1		25.124	29.701	25.252	231,3		11:27'07.776
2	32.504	24.830	28.747	23.839	1'49.920C	228,8	11:28'57.696
3	29.460	25.395	30.369	24.134	1'49.358	224,5	11:30'47.054
4	29.235	25.064	29.042	27.242	1'50.583	<b>233,8</b>	11:32'37.637
5	28.947	23.631	29.887	23.605	1'46.070	233,3	11:34'23.707
6	28.851	26.208	28.291	22.948	1'46.298	233,3	11:36'10.005
7	29.292	25.192	30.046	22.934	1'47.464	230,3	11:37'57.469
8	28.981	23.574	28.147	22.957	1'43.659	231,8	11:39'41.128
9	28.545	24.778	28.665	22.953	1'44.941	229,3	11:41'26.069
10	28.271	23.876	29.413	24.456	1'46.016	<b>233,8</b>	11:43'12.085
11	28.685	23.641	28.600	22.996	1'43.922	230,3	11:44'56.007
12	32.473	25.917	30.814	42.783	2'11.987CP	215,6	11:47'07.994
13	4'10.094	27.617	29.046	23.299	5'30.056P	228,3	11:52'38.050
14	30.182	23.562	28.766	22.925	1'45.435	225,9	11:54'23.485
15	28.296	23.524	28.243	22.895	1'42.958	230,8	11:56'06.443
16	28.482	24.641	29.211	27.517	1'49.851	226,4	11:57'56.294
17	34.449	23.775	28.114	23.943	1'50.281C	232,3	11:59'46.575
18	28.201	<b>23.509</b>	28.232	22.813	1'42.755	231,3	12:01'29.330
19	<b>28.020</b>	23.659	<b>28.033</b>	<b>22.797</b>	<b>1'42.509</b>	230,8	12:03'11.839
20	28.325	26.061	29.064	23.136	1'46.586	225,0	12:04'58.425
21	28.747	24.314	29.734	45.380	2'08.175P	220,0	12:07'06.600
22	1'31.910	24.580	29.740	24.887	2'51.117P	221,8	12:09'57.717
23	28.954	23.832	28.283	23.110	1'44.179	230,3	12:11'41.896

#### 33° 15 E. MCMANUS (1'42.795)

Lap	Seg.1	Seg.2	Seg.3	Seg.4	Lap Time	km/h	Local Time
1							11:24'59.497
2	50.873	25.761	31.292	25.055	2'12.981P	232,3	11:27'12.478
3	30.491	24.494	30.018	24.430	1'49.433	232,8	11:29'01.911
4	29.584	24.244	30.100	24.122	1'48.050	233,3	11:30'49.961
5	29.363	24.425	29.273	23.918	1'46.979	<b>235,3</b>	11:32'36.940
6	28.997	24.041	29.824	23.844	1'46.706	231,8	11:34'23.646
7	28.767	23.861	29.750	23.871	1'46.249	233,8	11:36'09.895
8	29.055	23.985	29.430	23.479	1'45.949	231,8	11:37'55.844
9	28.741	23.820	28.780	23.607	1'44.948	232,3	11:39'40.792
10	28.420	23.683	28.708	23.297	1'44.108	232,3	11:41'24.900
11	28.943	24.136	29.485	9'39.188	11'01.752P	230,3	11:52'26.652
12	47.353	24.273	29.180	23.779	2'04.585P	234,8	11:54'31.237
13	28.517	23.724	28.618	23.741	1'44.600	233,3	11:56'15.837
14	29.334	23.845	28.788	23.488	1'45.455	231,8	11:58'01.292
15	28.251	23.545	28.497	23.113	1'43.406	231,8	11:59'44.698
16	<b>28.017</b>	<b>23.469</b>	28.392	22.957	1'42.835	231,8	12:01'27.533
17	28.281	23.586	28.434	23.091	1'43.392	230,8	12:03'10.925
18	28.343	23.697	30.089	23.226	1'45.355	220,9	12:04'56.280

11/06/2021 P = Pits In/Out - C = Lap Time Cancelled

These data/results cannot be reproduced, stored and/or transmitted in whole or in part by any manner of electronic, mechanical, photocopying, recording, broadcasting or otherwise now known or herein after developed without the previous express consent by the copyright owner, except for reproduction in daily press and regular printed publications on sale to the public within 60 days of the event related to those data/results and always provided that copyright symbol appears together as follows below.

© DORNA WSBK ORGANIZATION Srl 2021