

Pirelli Made in Italy Emilia-Romagna Round, 11-13 June 2021

Chronological Analysis Warm Up

Misano Circuit Sic 58.4.226m

1 / 4

1° 54 B. SOFUOGLU (1'49.609)							
Lap	Seg.1	Seg.2	Seg.3	Seg.4	Lap Time	km/h	Local Time
1		27.243	32.102	25.624	176.2	176.2	9:52'20.589
2	29.298	26.480	31.412	24.133	1'51.323	178.5	9:54'11.912
3	28.408	26.034	30.963	24.204	1'49.609	180,3	9:56'01.521
4	28.618	26.278	31.502	24.031	1'50.429	178.2	9:57'51.950
5	28.729	26.399	31.636	24.119	1'50.883	180,0	9:59'42.833
6	39.710	26.750	31.514	23.989	2'01.963C	178,5	10:01'44.796
7	28.512	26.093	31.482	23.988	1'50.075	178,2	10:03'34.871
8	28.611	25.866	31.812	24.303	1'50.592	177,9	10:05'25.463

6	28.874	26.449	31.418	24.391	1'51.132	182,7	10:01'43.752
7	28.762	26.184	31.020	24.258	1'50.224	182,7	10:03'33.976
8	29.173	26.492	31.410	24.259	1'51.334	182,1	10:05'25.310

2° 72 V. STEEMAN (1'49.772)							
Lap	Seg.1	Seg.2	Seg.3	Seg.4	Lap Time	km/h	Local Time
1		32.110	38.143	27.518	137.6	137.6	9:52'20.843
2	29.317	26.466	31.472	24.354	1'51.609	182,1	9:54'12.452
3	28.898	26.276	31.812	24.630	1'51.616	174,5	9:56'04.068
4	28.737	26.416	31.155	24.070	1'50.378	180,0	9:57'54.446
5	28.682	26.393	31.690	24.100	1'50.865	176,2	9:59'45.311
6	28.772	26.472	40.424	24.386	2'00.054	177,3	10:01'45.365
7	29.006	26.233	31.009	24.151	1'50.399C	181,5	10:03'35.764
8	28.695	26.154	30.846	24.077	1'49.772	182,7	10:05'25.536

7° 69 T. BOOTH-AMOS (1'50.236)							
Lap	Seg.1	Seg.2	Seg.3	Seg.4	Lap Time	km/h	Local Time
1							9:51'34.890
2	44.993	27.140	32.122	24.609	2'08.864P	171,2	9:53'43.754
3	28.766	26.677	31.877	24.238	1'51.558	172,0	9:55'35.312
4	28.644	26.664	31.672	24.182	1'51.162	172,2	9:57'26.474
5	28.447	26.640	31.539	24.075	1'50.701	173,6	9:59'17.175
6	28.309	26.531	31.531	24.092	1'50.463	173,4	10:01'07.638
7	28.316	26.481	31.552	24.185	1'50.534	173,1	10:02'58.172
8	28.409	26.435	31.452	23.960	1'50.256	173,6	10:04'48.428
9	28.234	26.542	31.434	24.026	1'50.236	173,6	10:06'38.664

3° 10 U. ORRADRE (1'49.948)							
Lap	Seg.1	Seg.2	Seg.3	Seg.4	Lap Time	km/h	Local Time
1		27.404	31.933	24.365	180.6	180.6	9:52'14.826
2	28.926	26.836	31.439	24.419	1'51.620	177,6	9:54'06.446
3	29.398	26.369	31.557	24.442	1'51.766	180,3	9:55'58.212
4	34.858	26.605	31.278	24.629	1'57.370	183,1	9:57'55.582
5	28.600	26.203	31.117	24.028	1'49.948	181,8	9:59'45.530
6	36.578	26.831	31.270	24.184	1'58.863C	178,5	10:01'44.393
7	28.606	26.080	31.172	24.222	1'50.080	180,9	10:03'34.473
8	28.844	26.396	31.221	24.250	1'50.711	183,1	10:05'25.184

8° 11 A. CARRASCO (1'50.298)							
Lap	Seg.1	Seg.2	Seg.3	Seg.4	Lap Time	km/h	Local Time
1		27.027	31.763	24.495		177,0	9:52'30.630
2	29.089	26.405	31.761	24.413	1'51.668	177,0	9:54'22.298
3	29.085	26.442	33.237	24.349	1'53.113	170,6	9:56'15.411
4	28.722	26.426	31.306	24.196	1'50.650	178,2	9:58'06.061
5	28.728	26.574	31.246	24.211	1'50.759	179,1	9:59'56.820
6	28.730	26.300	31.143	24.125	1'50.298	180,6	10:01'47.118
7	29.107	26.284	31.268	24.144	1'50.803	181,8	10:03'37.921
8	29.136	26.302	31.059	24.365	1'50.862	182,7	10:05'28.783

4° 99 A. HUERTAS (1'50.021)							
Lap	Seg.1	Seg.2	Seg.3	Seg.4	Lap Time	km/h	Local Time
1		27.184	31.788	25.107	177,9	177,9	9:52'26.909
2	28.935	26.736	31.317	24.221	1'51.209	184,0	9:54'18.118
3	29.060	27.196	33.577	24.149	1'53.982	159,5	9:56'12.100
4	28.751	26.524	31.172	24.040	1'50.487	180,0	9:58'02.587
5	28.764	26.539	31.023	23.920	1'50.246	182,4	9:59'52.833
6	28.814	26.161	31.080	23.966	1'50.021	184,6	10:01'42.854
7	28.988	26.258	31.067	24.724	1'51.037	185,9	10:03'33.891
8	29.036	26.520	31.302	24.335	1'51.193	185,6	10:05'25.084

9° 1 J. BUIS (1'50.340)							
Lap	Seg.1	Seg.2	Seg.3	Seg.4	Lap Time	km/h	Local Time
1		27.082	31.463	24.547		180,9	9:52'26.228
2	29.219	26.564	31.711	24.319	1'51.813	177,3	9:54'18.041
3	28.978	26.906	31.611	24.259	1'51.754	176,8	9:56'09.795
4	28.957	26.231	31.482	24.490	1'51.160	177,3	9:58'00.955
5	28.782	26.798	31.452	24.104	1'51.136	181,5	9:59'52.091
6	28.811	26.413	31.354	24.128	1'50.706	184,3	10:01'42.797
7	28.896	26.276	31.095	24.470	1'50.737	184,9	10:03'33.534
8	29.101	26.261	31.009	23.969	1'50.340	181,8	10:05'23.874

5° 80 G. MASTROLUCA (1'50.200)							
Lap	Seg.1	Seg.2	Seg.3	Seg.4	Lap Time	km/h	Local Time
1		27.376	32.160	24.623	174.5	174.5	9:52'21.139
2	29.561	26.478	32.421	24.189	1'52.649	173,9	9:54'13.788
3	29.178	26.270	31.465	24.148	1'51.061	178,2	9:56'04.849
4	28.860	26.184	31.670	24.709	1'51.423	180,9	9:57'56.272
5	29.652	26.426	31.307	23.914	1'51.299	182,1	9:59'47.571
6	29.146	26.571	31.409	23.915	1'51.041	177,6	10:01'38.612
7	29.571	27.894	31.325	24.209	1'52.999	182,7	10:03'31.611
8	28.783	26.215	31.119	24.083	1'50.200	180,9	10:05'21.811

10° 17 K. MEUFFELS (1'50.413)							
Lap	Seg.1	Seg.2	Seg.3	Seg.4	Lap Time	km/h	Local Time
1		26.887	31.694	25.110		180,6	9:52'27.268
2	29.109	26.363	31.864	24.179	1'51.515	181,2	9:54'18.783
3	29.348	26.300	32.075	23.999	1'51.722	170,1	9:56'10.505
4	28.783	26.476	31.216	24.077	1'50.552	184,9	9:58'01.057
5	28.936	26.367	31.415	24.055	1'50.773	179,4	9:59'51.830
6	28.812	26.400	31.497	24.128	1'50.837	183,4	10:01'42.667
7	28.826	26.328	31.073	24.419	1'50.646	182,1	10:03'33.313
8	28.899	26.350	31.107	24.057	1'50.413	181,5	10:05'23.726

6° 61 Y. OKAYA (1'50.224)							
Lap	Seg.1	Seg.2	Seg.3	Seg.4	Lap Time	km/h	Local Time
1		27.256	32.233	24.935	173,9	173,9	9:52'25.934
2	29.318	26.838	32.019	24.198	1'52.373	180,3	9:54'18.307
3	29.047	26.716	32.081	24.123	1'51.967	173,6	9:56'10.274
4	28.808	26.565	31.432	24.072	1'50.877	178,8	9:58'01.151
5	29.136	26.835	31.431	24.067	1'51.469	180,9	9:59'52.620

11° 58 I. IGLESIAS (1'50.442)							
Lap	Seg.1	Seg.2	Seg.3	Seg.4	Lap Time	km/h	Local Time
1		29.467	32.191	24.366		178,2	9:52'15.977
2	28.777	26.377	31.289	24.784	1'51.227	177,9	9:54'07.204
3	28.787	26.510	31.448	24.224	1'50.969	182,4	9:55'58.173
4	30.989	27.742	31.627	24.252	1'54.610	179,4	9:57'52.783
5	28.462	26.561	31.252	24.420	1'50.695	177,9	9:59'43.478
6	32.262	28.722	31.626	24.456	1'57.066	179,4	10:01'40.544
7	29.185	26.460	31.498	24.234	1'51.377	182,7	10:03'31.921
8	28.836	26.382	31.161	24.063	1'50.442	180,6	10:05'22.363

13/06/2021 P = Pits In/Out - C = Lap Time Cancelled

12° 52 O. KONIG (1'50.447)							
Lap	Seg.1	Seg.2	Seg.3	Seg.4	Lap Time	km/h	Local Time

These data/results cannot be reproduced, stored and/or transmitted in whole or in part by any manner of electronic, mechanical, photocopying, recording, broadcasting or otherwise now known or herein after developed without the previous express consent by the copyright owner, except for reproduction in daily press and regular printed publications on sale to the public within 60 days of the event related to those data/results and always provided that copyright symbol appears together as follows below.

© DORNA WSBK ORGANIZATION Srl 2021



Official Fuel Supplier

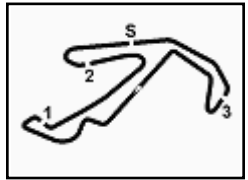


FKR PERUGIA TIMING

Official Tyre Supplier



Official Timekeeper



Pirelli Made in Italy Emilia-Romagna Round, 11-13 June 2021

Chronological Analysis Warm Up

Misano Circuit Sic 58 4.226 m

2 / 4

1		27.714	36.074	24.396	159,1	9:52'16.217	
2	28.964	26.429	31.478	24.841	1'51.712	184,6	9:54'07.929
3	30.206	26.703	37.922	24.521	1'59.352		9:56'07.281
4	28.814	26.707	31.477	24.330	1'51.328	176,8	9:57'58.609
5	28.750	26.481	31.210	24.237	1'50.678	181,5	9:59'49.287
6	28.902	26.524	34.105	24.526	1'54.057	159,8	10:01'43.344
7	28.747	26.296	31.107	24.297	1'50.447	181,5	10:03'33.791
8	28.986	26.383	31.265	24.105	1'50.739	180,0	10:05'24.530

18° 26 M. GENNAI (1'50.844)							
Lap	Seg.1	Seg.2	Seg.3	Seg.4	Lap Time	km/h	Local Time
1		26.845	32.523	24.782		180,6	9:52'17.184
2	29.128	26.150	31.264	24.302	1'50.844	180,6	9:54'08.028
3	29.746	26.205	31.419	24.117	1'51.487	179,1	9:55'59.515
4	29.145	26.327	31.531	24.559	1'51.562	175,3	9:57'51.077
5	28.846	26.470	32.091	24.302	1'51.709	173,4	9:59'42.786
6	32.581	26.109	31.930	24.433	1'55.053C	175,6	10:01'37.839
7	28.950	26.633	32.038	24.224	1'51.845	173,6	10:03'29.684
8	28.875	26.252	31.851	24.272	1'51.250	174,2	10:05'20.934

13° 8 B. IERACI (1'50.538)							
Lap	Seg.1	Seg.2	Seg.3	Seg.4	Lap Time	km/h	Local Time
1		27.450	33.485	25.571		175,0	9:52'19.335
2	28.998	26.486	31.553	24.147	1'51.184	175,6	9:54'10.519
3	28.704	26.198	31.577	24.098	1'50.577	176,2	9:56'01.096
4	28.845	26.433	31.628	24.102	1'51.008	174,5	9:57'52.104
5	28.747	26.382	31.422	24.830	1'51.381	180,3	9:59'43.485
6	35.072	26.546	36.619	24.712	2'02.949C	177,6	10:01'46.434
7	28.817	26.301	31.198	24.222	1'50.538	180,9	10:03'36.972
8	28.676	26.356	31.296	24.212	1'50.540	177,3	10:05'27.512

19° 20 D. LOUREIRO (1'50.896)							
Lap	Seg.1	Seg.2	Seg.3	Seg.4	Lap Time	km/h	Local Time
1		27.235	33.510	25.530		171,7	9:52'19.673
2	29.036	26.550	31.973	24.199	1'51.758	172,5	9:54'11.431
3	28.692	26.667	31.445	24.406	1'51.210	178,5	9:56'02.641
4	29.496	27.332	31.623	25.022	1'53.473	180,0	9:57'56.114
5	28.862	26.563	31.467	24.198	1'51.090	175,9	9:59'47.204
6	29.257	26.866	31.830	24.687	1'52.640	179,4	10:01'39.844
7	28.804	26.652	31.303	24.209	1'50.968	178,2	10:03'30.812
8	28.819	26.274	31.545	24.258	1'50.896	177,6	10:05'21.708

14° 87 T. KAWAKAMI (1'50.614)							
Lap	Seg.1	Seg.2	Seg.3	Seg.4	Lap Time	km/h	Local Time
1		27.782	32.183	24.395		179,7	9:52'15.713
2	29.286	26.453	31.452	24.463	1'51.654	183,7	9:54'07.367
3	29.029	26.234	31.387	24.912	1'51.562	184,0	9:55'58.929
4	29.261	27.885	36.524	24.228	1'57.898	176,8	9:57'56.827
5	29.261	26.605	31.394	24.425	1'51.685	180,6	9:59'48.512
6	28.857	26.215	31.440	24.431	1'50.943	182,1	10:01'39.455
7	28.958	26.383	31.207	24.066	1'50.614	179,4	10:03'30.069
8	28.889	26.187	31.651	24.239	1'50.966	179,7	10:05'21.035

20° 64 H. DE CANCELLIS (1'51.001)							
Lap	Seg.1	Seg.2	Seg.3	Seg.4	Lap Time	km/h	Local Time
1		32.162	45.192	26.658		94,7	9:52'26.739
2	29.281	26.615	31.764	24.091	1'51.751	178,8	9:54'18.490
3	29.408	26.342	31.510	24.097	1'51.357	176,2	9:56'09.847
4	28.710	26.279	31.482	1'28.956	2'55.427P	175,0	9:59'05.274
5	42.857	26.782	31.906	24.194	2'05.739P	172,8	10:01'11.013
6	28.646	26.701	31.772	24.238	1'51.357	173,1	10:03'02.370
7	28.580	26.555	31.766	24.190	1'51.091	173,4	10:04'53.461
8	28.555	26.593	31.731	24.122	1'51.001	173,9	10:06'44.462

15° 48 T. BRIANTI (1'50.656)							
Lap	Seg.1	Seg.2	Seg.3	Seg.4	Lap Time	km/h	Local Time
1		32.030	44.412	27.855		99,5	9:52'27.751
2	28.929	26.383	31.737	24.166	1'51.215	177,9	9:54'18.966
3	29.450	26.364	31.862	24.069	1'51.745	175,6	9:56'10.711
4	28.833	26.282	31.459	24.082	1'50.656	180,3	9:58'01.367
5	29.079	26.420	31.423	24.106	1'51.028	178,5	9:59'52.395
6	28.765	27.103	32.344	27.126	1'55.338	172,2	10:01'47.733
7	28.799	26.620	31.506	24.083	1'51.008	176,5	10:03'38.741
8	28.699	26.520	31.651	24.228	1'51.098	176,5	10:05'29.839

21° 59 A. ZANCA (1'51.006)							
Lap	Seg.1	Seg.2	Seg.3	Seg.4	Lap Time	km/h	Local Time
1		28.576	34.359	28.021		176,2	9:52'13.779
2	29.629	26.768	31.760	24.365	1'52.522	177,9	9:54'06.301
3	29.135	26.686	32.128	24.178	1'52.127	176,8	9:55'58.428
4	30.664	27.581	33.318	26.777	1'58.340	178,2	9:57'56.768
5	29.614	26.708	31.542	24.443	1'52.307	184,0	9:59'49.075
6	28.939	26.584	31.455	24.214	1'51.192	183,7	10:01'40.267
7	29.338	26.759	31.641	24.254	1'51.992	185,2	10:03'32.259
8	28.865	26.489	31.338	24.314	1'51.006	180,3	10:05'23.265

16° 21 V. PEREZ SELFA (1'50.746)							
Lap	Seg.1	Seg.2	Seg.3	Seg.4	Lap Time	km/h	Local Time
1		27.499	32.034	24.408		173,9	9:52'14.049
2	28.952	26.631	31.742	24.470	1'51.795	176,5	9:54'05.844
3	28.705	26.903	32.017	24.413	1'52.038	175,0	9:55'57.882
4	33.699	26.730	31.418	24.525	1'56.372	177,3	9:57'54.254
5	28.623	26.553	31.593	24.227	1'50.996	176,5	9:59'45.250
6	28.554	26.331	31.471	24.390	1'50.746	176,8	10:01'35.996
7	35.137	30.699	31.356	24.262	2'01.454	180,9	10:03'37.450
8	28.591	26.314	31.554	24.178	1'50.637C	175,0	10:05'28.087

22° 77 R. BIJMAN (1'51.035)							
Lap	Seg.1	Seg.2	Seg.3	Seg.4	Lap Time	km/h	Local Time
1		28.096	37.625	24.691		120,5	9:52'14.823
2	29.189	26.711	31.850	24.711	1'52.461	176,5	9:54'07.284
3	29.885	27.239	31.473	24.306	1'52.903	180,3	9:56'00.187
4	29.455	26.878	31.880	24.493	1'52.706	177,6	9:57'52.893
5	28.877	26.396	31.355	24.407	1'51.035	178,5	9:59'43.928
6	33.610	27.500	33.549	25.142	1'59.801C	179,1	10:01'43.729
7	29.037	26.500	31.760	24.359	1'51.656	176,8	10:03'35.385
8	29.389	26.577	31.787	24.308	1'52.061	175,6	10:05'27.446

17° 97 F. PALAZZI (1'50.842)							
Lap	Seg.1	Seg.2	Seg.3	Seg.4	Lap Time	km/h	Local Time
1		27.501	32.243	25.300		179,4	9:52'20.418
2	29.089	26.440	31.696	24.543	1'51.768	179,7	9:54'12.186
3	28.811	26.124	31.867	24.234	1'51.036	171,4	9:56'03.222
4	29.018	26.898	31.716	24.622	1'52.254	178,8	9:57'55.476
5	28.938	26.128	31.165	24.611	1'50.842	181,2	9:59'46.318
6	29.306	26.309	31.658	24.370	1'51.643	180,3	10:01'37.961
7	29.351	26.507	31.493	24.179	1'51.530	177,9	10:03'29.491

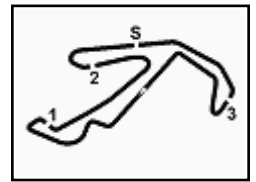
23° 46 S. DI SORA (1'51.049)							
Lap	Seg.1	Seg.2	Seg.3	Seg.4	Lap Time	km/h	Local Time
1		27.595	32.159	24.420		174,5	9:52'00.073
2	28.686	26.747	31.767	24.910	1'52.110	171,7	9:53'52.183
3	28.532	26.507	31.722	24.288	1'51.049	175,9	9:55'43.232

13/06/2021 P = Pits In/Out - C = Lap Time Cancelled

These data/results cannot be reproduced, stored and/or transmitted in whole or in part by any manner of electronic, mechanical, photocopying, recording, broadcasting or otherwise now known or herein after developed without the previous express consent by the copyright owner, except for reproduction in daily press and regular printed publications on sale to the public within 60 days of the event related to those data/results and always provided that copyright symbol appears together as follows below.

© DORNA WSBK ORGANIZATION Srl 2021





Pirelli Made in Italy Emilia-Romagna Round, 11-13 June 2021

Chronological Analysis Warm Up

Misano Circuit Sic 58.4.226 m

3 / 4

4	28.534	26.751	31.801	24.187	1'51.273	171,7	9:57'34.505
5	28.669	26.730	31.758	24.128	1'51.285	173,1	9:59'25.790
6	28.656	26.843	31.938	27.121	1'54.558	173,4	10:01'20.348
7	28.782	26.648	31.821	24.164	1'51.415	172,8	10:03'11.763
8	28.674	26.689	31.666	24.213	1'51.242	172,8	10:05'03.005

24° 19 V. RODRIGUEZ NUNEZ (1'51.057)							
Lap	Seg.1	Seg.2	Seg.3	Seg.4	Lap Time	km/h	Local Time
1		28.096	32.318	30.779		173,6	9:52'13.532
2	29.096	26.575	31.888	24.641	1'52.200	176,8	9:54'05.732
3	29.072	26.479	32.420	24.367	1'52.338	171,4	9:55'58.070
4	29.079	26.843	32.245	24.530	1'52.697	171,7	9:57'50.767
5	28.986	26.792	32.102	25.126	1'53.006	178,2	9:59'43.773
6	29.062	26.520	32.792	26.032	1'54.406	173,9	10:01'38.179
7	29.355	26.508	31.635	24.181	1'51.679	177,9	10:03'29.858
8	28.912	26.301	31.466	24.378	1'51.057	179,7	10:05'20.915

25° 2 A. CARRION (1'51.064)							
Lap	Seg.1	Seg.2	Seg.3	Seg.4	Lap Time	km/h	Local Time
1		27.429	32.618	24.770		180,0	9:52'17.051
2	29.072	26.940	31.350	24.478	1'51.840	180,3	9:54'08.891
3	29.784	26.768	32.328	24.533	1'53.413	169,3	9:56'02.304
4	29.140	26.801	31.405	24.569	1'51.915	181,5	9:57'54.219
5	29.091	26.564	31.477	24.139	1'51.271	180,6	9:59'45.490
6	28.910	26.745	32.627	24.526	1'52.808	176,5	10:01'38.298
7	29.471	26.714	31.900	24.551	1'52.636	176,5	10:03'30.934
8	28.850	26.539	31.257	24.418	1'51.064	179,4	10:05'21.998

26° 23 S. MARKARIAN (1'51.181)							
Lap	Seg.1	Seg.2	Seg.3	Seg.4	Lap Time	km/h	Local Time
1		27.618	34.206	24.423		168,2	9:52'00.187
2	28.921	26.550	31.501	24.281	1'51.253	176,2	9:53'51.440
3	28.856	26.887	31.880	24.267	1'51.890	171,2	9:55'43.330
4	28.973	26.775	31.798	24.430	1'51.976	173,9	9:57'35.306
5	32.362	37.117	35.568	24.183	2'09.230	178,2	9:59'44.536
6	29.019	27.530	32.961	24.547	1'54.057	176,8	10:01'38.593
7	29.373	26.802	31.488	24.076	1'51.739	180,0	10:03'30.332
8	29.053	26.665	31.209	24.254	1'51.181	178,8	10:05'21.513

27° 93 M. GAGGI (1'51.183)							
Lap	Seg.1	Seg.2	Seg.3	Seg.4	Lap Time	km/h	Local Time
1		30.112	33.474	26.447		173,6	9:52'19.357
2	29.459	26.535	32.193	24.432	1'52.619	175,9	9:54'11.976
3	28.786	26.505	32.030	24.522	1'51.843	175,3	9:56'03.819
4	28.667	26.677	31.588	24.340	1'51.272	180,0	9:57'55.091
5	28.716	26.439	31.384	24.903	1'51.442	180,0	9:59'46.533
6	29.699	28.493	34.806	25.236	1'58.234	167,2	10:01'44.767
7	29.100	26.474	31.364	24.245	1'51.183	177,6	10:03'35.950
8	29.238	26.490	31.316	24.280	1'51.324C	181,2	10:05'27.274

28° 41 M. GARCIA (1'51.269)							
Lap	Seg.1	Seg.2	Seg.3	Seg.4	Lap Time	km/h	Local Time
1		29.221	38.631	25.740		165,1	9:52'21.266
2	29.114	26.714	31.506	24.291	1'51.625	177,3	9:54'12.891
3	29.025	26.562	31.866	24.228	1'51.681	176,5	9:56'04.572
4	28.806	26.549	31.588	24.710	1'51.653	181,2	9:57'56.225
5	29.132	26.710	31.968	24.769	1'52.579	176,2	9:59'48.804
6	28.939	26.505	31.419	24.442	1'51.305	180,3	10:01'40.109
7	28.867	27.070	31.589	26.805	1'54.331	180,0	10:03'34.440
8	29.257	26.349	31.285	24.378	1'51.269	180,9	10:05'25.709

29° 25 D. BERTA VINALES (1'51.312)							
Lap	Seg.1	Seg.2	Seg.3	Seg.4	Lap Time	km/h	Local Time
1		27.976	32.608	24.824		172,5	9:52'09.252
2	29.322	26.940	32.212	24.643	1'53.117	170,9	9:54'02.369
3	30.125	29.608	31.813	24.990	1'56.536	180,9	9:55'58.905
4	29.577	26.906	31.406	24.490	1'52.379	178,2	9:57'51.284
5	29.182	26.491	31.911	24.729	1'52.313	177,0	9:59'43.597
6	29.000	26.847	31.931	24.763	1'52.541	176,5	10:01'36.138
7	32.600	27.029	31.526	24.335	1'55.490	177,0	10:03'31.628
8	29.007	26.416	31.459	24.430	1'51.312	176,2	10:05'22.940

30° 15 A. COPPOLA (1'51.345)							
Lap	Seg.1	Seg.2	Seg.3	Seg.4	Lap Time	km/h	Local Time
1		28.255	32.920	25.080		175,9	9:52'17.757
2	29.019	26.445	31.418	24.463	1'51.345	179,4	9:54'09.102

31° 85 K. SABATUCCI (1'51.350)							
Lap	Seg.1	Seg.2	Seg.3	Seg.4	Lap Time	km/h	Local Time
1		31.525	37.327	24.898		137,2	9:52'16.836
2	28.924	26.492	31.634	24.300	1'51.350	177,3	9:54'08.186
3	29.759	26.702	31.595	24.229	1'52.285	177,0	9:56'00.471
4	29.314	26.925	31.490	24.244	1'51.973	177,9	9:57'52.444
5	29.103	26.486	32.216	25.898	1'53.703	175,3	9:59'46.147
6	29.055	27.339	32.977	25.442	1'54.813C	175,9	10:01'40.960
7	29.317	26.656	31.532	24.967	1'52.472	176,5	10:03'33.432
8	29.056	26.621	31.521	24.467	1'51.665	178,5	10:05'25.097

32° 73 J. PEREZ GONZALEZ (1'51.364)							
Lap	Seg.1	Seg.2	Seg.3	Seg.4	Lap Time	km/h	Local Time
1		27.215	32.302	24.270		177,0	9:52'15.466
2	29.058	26.752	31.735	24.645	1'52.190	181,2	9:54'07.656
3	29.953	26.939	31.134	24.124	1'52.150	177,3	9:55'59.806
4	29.051	26.758	31.268	24.287	1'51.364	181,2	9:57'51.170

33° 83 M. KAWAKAMI (1'51.387)							
Lap	Seg.1	Seg.2	Seg.3	Seg.4	Lap Time	km/h	Local Time
1		27.217	32.825	24.443		174,5	9:52'16.456
2	28.954	26.327	31.466	24.874	1'51.621	177,9	9:54'08.077
3	29.359	26.467	31.353	24.208	1'51.387	176,8	9:55'59.464
4	28.851	26.826	31.432	24.619	1'51.728	179,4	9:57'51.192

34° 53 P. SVOBODA (1'51.536)							
Lap	Seg.1	Seg.2	Seg.3	Seg.4	Lap Time	km/h	Local Time
1		27.633	32.541	24.517		172,2	9:52'15.195
2	32.927	26.997	32.864	24.564	1'57.352C	171,4	9:54'12.547
3	29.184	26.679	32.142	24.310	1'52.315	173,9	9:56'04.862
4	29.119	26.393	31.534	24.669	1'51.715	177,9	9:57'56.577
5	29.145	26.498	31.659	24.234	1'51.536	181,2	9:59'48.113
6	29.103	26.518	31.636	24.672	1'51.929	177,0	10:01'40.042
7	29.236	26.931	31.944	24.721	1'52.832	180,9	10:03'32.874
8	35.181	27.194	32.000	24.445	1'58.820	175,0	10:05'31.694

35° 7 J. GIMBERT (1'52.099)							
Lap	Seg.1	Seg.2	Seg.3	Seg.4	Lap Time	km/h	Local Time
1		28.749	34.752	27.807		169,8	9:52'12.027
2	29.401	30.901	31.903	24.579	1'56.784	179,1	9:54'08.811
3	30.018	27.612	31.629	26.212	1'55.471	179,7	9:56'04.282
4	36.240	27.612	32.112	40.478	2'16.442CP	175,3	9:58'20.724
5	2'29.062	27.585	32.494	24.785	3'53.926P	171,4	10:02'14.650
6	29.217	26.933	31.876	24.549	1'52.575	173,9	10:04'07.225
7	28.880	26.971	31.803	24.445	1'52.099	174,5	10:05'59.324

13/06/2021 P = Pits In/Out - C = Lap Time Cancelled

These data/results cannot be reproduced, stored and/or transmitted in whole or in part by any manner of electronic, mechanical, photocopying, recording, broadcasting or otherwise now known or herein after developed without the previous express consent by the copyright owner, except for reproduction in daily press and regular printed publications on sale to the public within 60 days of the event related to those data/results and always provided that copyright symbol appears together as follows below.

© DORNA WSBK ORGANIZATION Srl 2021



Official Fuel Supplier

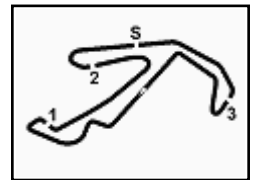


FKR PERUGIA TIMING

Official Tyre Supplier



Official Timekeeper



Pirelli Made in Italy Emilia-Romagna Round, 11-13 June 2021

Chronological Analysis Warm Up

Misano Circuit Sic 58 4.226 m

4 / 4

36°								42°							
55 A. FRAPPOLA (1'52.169)								18 I. OFFER							
Lap	Seg.1	Seg.2	Seg.3	Seg.4	Lap Time	km/h	Local Time	Lap	Seg.1	Seg.2	Seg.3	Seg.4	Lap Time	km/h	Local Time
1		28.747	32.556	29.235		173,9	9:52'12.502	1		28.114	33.779	28.119		176,5	9:52'14.060
2	29.313	27.017	32.355	24.668	1'53.353	173,4	9:54'05.855								
3	29.844	26.959	31.781	24.977	1'53.561	180,6	9:55'59.416								
4	30.052	27.451	31.810	24.499	1'53.812	180,3	9:57'53.228								
5	29.026	26.894	32.200	24.922	1'53.042	175,9	9:59'46.270								
6	29.729	27.058	31.824	24.254	1'52.865	176,8	10:01'39.135								
7	29.166	27.035	31.702	24.266	1'52.169	177,6	10:03'31.304								
8	28.931	26.910	32.115	24.355	1'52.311	178,5	10:05'23.615								

37°							
27 A. DIEZ RODRIGUEZ (1'52.346)							
Lap	Seg.1	Seg.2	Seg.3	Seg.4	Lap Time	km/h	Local Time
1		27.801	32.433	25.987		172,5	9:52'19.919
2	29.842	27.270	33.092	24.829	1'55.033	173,4	9:54'14.952
3	29.565	27.106	32.022	24.541	1'53.234	175,3	9:56'08.186
4	29.357	28.120	31.869	24.519	1'53.865	182,1	9:58'02.051
5	29.181	27.063	31.519	24.727	1'52.490	178,5	9:59'54.541
6	29.201	27.093	31.676	24.376	1'52.346	176,8	10:01'46.887
7	29.150	26.990	31.905	24.767	1'52.812	180,9	10:03'39.699
8	31.853	27.683	32.555	25.202	1'57.293C	174,5	10:05'36.992

38°							
22 J. ROMERO (1'52.489)							
Lap	Seg.1	Seg.2	Seg.3	Seg.4	Lap Time	km/h	Local Time
1		28.750	33.231	25.257		175,0	9:52'10.762
2	30.328	27.966	32.750	25.349	1'56.393	176,5	9:54'07.155
3	29.768	27.624	32.102	24.841	1'54.335	180,0	9:56'01.490
4	29.710	27.288	32.144	24.826	1'53.968	177,9	9:57'55.458
5	29.641	26.863	32.348	24.906	1'53.758	179,7	9:59'49.216
6	29.554	26.737	32.562	24.536	1'53.389	176,5	10:01'42.605
7	29.700	26.662	31.649	24.478	1'52.489	178,8	10:03'35.094
8	29.956	27.122	32.024	24.375	1'53.477	176,8	10:05'28.571

39°							
9 I. CARRENO (1'52.698)							
Lap	Seg.1	Seg.2	Seg.3	Seg.4	Lap Time	km/h	Local Time
1		28.502	33.485	26.592		173,9	9:52'12.828
2	30.031	27.726	32.260	24.990	1'55.007	175,6	9:54'07.835
3	30.535	26.939	32.333	24.645	1'54.452	170,9	9:56'02.287
4	29.693	27.737	31.675	24.768	1'53.873	180,6	9:57'56.160
5	29.401	27.118	32.186	24.903	1'53.608	178,2	9:59'49.768
6	29.540	27.020	32.781	25.139	1'54.480	176,5	10:01'44.248
7	29.907	26.985	32.067	24.479	1'53.438	177,3	10:03'37.686
8	29.171	26.980	32.027	24.520	1'52.698	180,0	10:05'30.384

40°							
70 M. DUARTE (1'55.067)							
Lap	Seg.1	Seg.2	Seg.3	Seg.4	Lap Time	km/h	Local Time
1		28.207	33.169	26.343		172,8	9:52'21.784
2	30.246	27.649	32.816	25.589	1'56.300	172,8	9:54'18.084
3	30.748	27.208	32.774	25.016	1'55.746	173,4	9:56'13.830
4	29.830	27.682	32.296	29.295	1'59.103	173,9	9:58'12.933
5	29.825	27.577	32.855	25.124	1'55.381	171,2	10:00'08.314
6	29.984	27.560	32.600	25.096	1'55.240	171,7	10:02'03.554
7	29.806	27.370	32.820	25.071	1'55.067	171,7	10:03'58.621
8	29.729	27.365	33.026	25.054	1'55.174	171,4	10:05'53.795

41°							
14 J. MCMANUS (1'55.178)							
Lap	Seg.1	Seg.2	Seg.3	Seg.4	Lap Time	km/h	Local Time
1		28.616	33.074	25.782		173,6	9:52'10.596
2	29.889	27.550	32.617	25.122	1'55.178	173,4	9:54'05.774

13/06/2021 P = Pits In/Out - C = Lap Time Cancelled

These data/results cannot be reproduced, stored and/or transmitted in whole or in part by any manner of electronic, mechanical, photocopying, recording, broadcasting or otherwise now known or herein after developed without the previous express consent by the copyright owner, except for reproduction in daily press and regular printed publications on sale to the public within 60 days of the event related to those data/results and always provided that copyright symbol appears together as follows below.

© DORNA WSBK ORGANIZATION Srl 2021

