

Motul Spanish Round, 24-26 September 2021 Chronological Analysis Race 1

Jerez 4.423 m

Start at 11:00'15.121

1 / 4

1° 54 T. RAZGATLIOGLU (1'39.860)							
Lap	Seg.1	Seg.2	Seg.3	Seg.4	Lap Time	km/h	Local Time
1		14.886	30.113	30.589	1'45.698	264,1	11:02'00.819
2	24.855	14.677	29.839	30.489	1'39.860	271,4	11:03'40.679
3	25.048	14.704	29.884	30.606	1'40.242	268,0	11:05'20.921
4	24.952	14.703	29.824	30.606	1'40.085	268,0	11:07'01.006
5	24.966	14.776	29.790	30.549	1'40.081	269,3	11:08'41.087
6	25.110	14.803	29.926	30.651	1'40.490	268,7	11:10'21.577
7	24.966	14.769	30.807	30.696	1'41.238	269,3	11:12'02.815
8	25.115	14.783	29.926	30.616	1'40.440	268,7	11:13'43.255
9	24.941	14.857	29.911	30.560	1'40.269	268,0	11:15'23.524
10	24.959	14.824	29.847	30.554	1'40.184	268,0	11:17'03.708
11	24.964	14.774	30.098	30.553	1'40.389	270,0	11:18'44.097
12	24.962	14.830	29.966	30.706	1'40.464	268,0	11:20'24.561
13	25.109	14.819	29.971	30.700	1'40.599	269,3	11:22'05.160
14	25.120	14.923	29.997	30.858	1'40.898	267,3	11:23'46.058
15	25.125	14.903	29.964	30.785	1'40.777	266,7	11:25'26.835
16	25.187	14.990	29.984	30.803	1'40.964	265,4	11:27'07.799
17	25.182	14.959	29.997	30.818	1'40.956	265,4	11:28'48.755
18	25.313	14.915	30.140	30.798	1'41.166	266,7	11:30'29.921
19	25.102	14.951	30.140	30.950	1'41.143	266,0	11:32'11.064
20	25.189	14.942	30.093	30.894	1'41.118	266,7	11:33'52.182
Race Time 33'37.061							

16	25.196	14.838	30.182	30.759	1'40.975	270,7	11:27'11.141
17	25.208	14.835	30.026	30.680	1'40.749	271,4	11:28'51.890
18	25.179	14.856	30.179	30.805	1'41.019	272,7	11:30'32.909
19	25.248	14.811	30.092	30.779	1'40.930	272,7	11:32'13.839
20	25.343	14.844	30.166	30.781	1'41.134	270,7	11:33'54.973
Race Time 33'39.852							

2° 1 J. REA (1'39.837)							
Lap	Seg.1	Seg.2	Seg.3	Seg.4	Lap Time	km/h	Local Time
1		14.826	29.934	30.542	1'45.521	266,7	11:02'00.642
2	24.825	14.793	29.680	30.539	1'39.837	264,1	11:03'40.479
3	25.045	14.752	29.759	30.585	1'40.141	263,4	11:05'20.620
4	24.845	14.754	29.785	30.724	1'40.108	264,1	11:07'00.728
5	24.892	14.777	29.812	30.576	1'40.057	265,4	11:08'40.785
6	25.271	14.754	29.822	30.762	1'40.609	264,7	11:10'21.394
7	24.965	14.827	30.694	30.645	1'41.131	264,7	11:12'02.525
8	25.013	14.797	29.807	30.644	1'40.261	265,4	11:13'42.786
9	24.933	14.772	29.859	30.636	1'40.200	265,4	11:15'22.986
10	24.908	14.823	29.957	30.721	1'40.409	262,8	11:17'03.395
11	24.993	14.834	29.838	30.622	1'40.287	265,4	11:18'43.682
12	25.103	14.861	29.957	30.818	1'40.739	265,4	11:20'24.421
13	25.025	14.817	30.023	30.798	1'40.663	266,0	11:22'05.084
14	25.308	14.886	30.106	30.847	1'41.147	268,0	11:23'46.231
15	25.183	14.859	30.263	30.759	1'41.064	267,3	11:25'27.295
16	25.254	14.898	30.165	30.951	1'41.268	265,4	11:27'08.563
17	25.185	14.833	30.190	30.781	1'40.989	268,0	11:28'49.552
18	25.220	14.868	30.119	30.750	1'40.957	268,0	11:30'30.509
19	25.262	14.838	30.176	30.971	1'41.247	265,4	11:32'11.756
20	25.353	14.898	30.262	31.138	1'41.651	267,3	11:33'53.407
Race Time 33'38.286							

4° 55 A. LOCATELLI (1'39.921)							
Lap	Seg.1	Seg.2	Seg.3	Seg.4	Lap Time	km/h	Local Time
1			29.926	30.552	1'46.143	269,3	11:02'01.264
2	24.920	14.687	29.837	30.477	1'39.921	269,3	11:03'41.185
3	25.006	14.623	30.047	30.617	1'40.293	269,3	11:05'21.478
4	25.016	14.671	29.986	30.570	1'40.243	268,0	11:07'01.721
5	25.023	14.742	30.005	30.545	1'40.315	267,3	11:08'42.036
6	24.988	14.908	29.990	30.568	1'40.454	267,3	11:10'22.490
7	25.017	14.803	30.064	30.689	1'40.573	266,7	11:12'03.063
8	25.185	14.758	30.018	30.716	1'40.677	270,0	11:13'43.740
9	25.043	14.791	29.932	30.638	1'40.404	268,0	11:15'24.144
10	25.096	14.808	29.998	30.733	1'40.635	268,0	11:17'04.779
11	25.108	14.845	29.958	30.693	1'40.604	268,0	11:18'45.383
12	25.186	14.864	30.004	30.709	1'40.763	267,3	11:20'26.146
13	25.161	14.837	30.059	30.748	1'40.805	267,3	11:22'06.951
14	25.090	14.848	30.071	30.851	1'40.860	269,3	11:23'47.811
15	25.290	14.946	30.120	30.820	1'41.176	266,0	11:25'28.987
16	25.208	14.903	30.079	30.872	1'41.062	267,3	11:27'10.049
17	25.285	14.891	30.111	30.845	1'41.132	268,0	11:28'51.181
18	25.207	15.135	30.130	30.863	1'41.335	266,0	11:30'32.516
19	25.296	14.909	30.098	30.866	1'41.169	266,0	11:32'13.685
20	25.434	15.062	30.279	30.949	1'41.724	271,4	11:33'55.409
Race Time 33'40.288							

3° 45 S. REDDING (1'40.061)							
Lap	Seg.1	Seg.2	Seg.3	Seg.4	Lap Time	km/h	Local Time
1		14.683	30.288	30.602	1'46.666	274,1	11:02'01.787
2	25.132	14.547	29.963	30.561	1'40.203	274,8	11:03'41.990
3	25.115	14.682	29.890	30.442	1'40.129	270,0	11:05'22.119
4	25.008	14.640	29.856	30.557	1'40.061	272,0	11:07'02.180
5	25.025	14.741	29.915	30.587	1'40.268	270,7	11:08'42.448
6	25.132	14.741	29.992	30.540	1'40.405	270,0	11:10'22.853
7	25.200	14.750	29.939	30.529	1'40.418	270,0	11:12'03.271
8	25.188	14.713	30.106	30.649	1'40.656	271,4	11:13'43.927
9	25.280	14.779	30.115	30.723	1'40.897	270,0	11:15'24.824
10	25.253	14.814	30.215	30.655	1'40.937	268,7	11:17'05.761
11	25.249	14.788	30.111	30.639	1'40.787	270,0	11:18'46.548
12	25.280	14.864	30.035	30.708	1'40.887	268,0	11:20'27.435
13	25.275	14.798	30.097	30.709	1'40.879	270,0	11:22'08.314
14	25.197	14.808	30.099	30.691	1'40.795	270,7	11:23'49.109
15	25.345	14.814	30.189	30.709	1'41.057	270,0	11:25'30.166

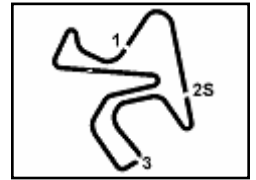
5° 19 A. BAUTISTA (1'40.476)							
Lap	Seg.1	Seg.2	Seg.3	Seg.4	Lap Time	km/h	Local Time
1			30.076	30.774	1'47.226	277,6	11:02'02.347
2	25.086	14.635	30.140	30.762	1'40.623	274,8	11:03'42.970
3	25.224	14.659	30.057	30.748	1'40.688	275,5	11:05'23.658
4	25.160	14.655	30.112	30.722	1'40.649	274,8	11:07'04.307
5	25.311	14.710	30.020	30.822	1'40.863	275,5	11:08'45.170
6	25.190	14.698	30.134	30.739	1'40.761	272,7	11:10'25.931
7	25.170	14.805	29.954	30.722	1'40.651	270,0	11:12'06.582
8	25.120	14.759	29.993	30.745	1'40.617	270,7	11:13'47.199
9	25.072	14.706	29.925	30.773	1'40.476	272,0	11:15'27.675
10	25.138	14.814	29.983	30.739	1'40.674	270,7	11:17'08.349
11	25.163	14.741	30.083	30.640	1'40.627	272,7	11:18'48.976
12	25.246	14.926	30.283	30.871	1'41.326	271,4	11:20'30.302
13	25.289	14.806	30.081	30.991	1'41.167	272,0	11:22'11.469
14	25.159	14.823	30.076	30.950	1'41.008	271,4	11:23'52.477
15	25.110	14.908	30.079	30.901	1'40.998	268,0	11:25'33.475
16	25.335	14.887	30.105	31.012	1'41.339	271,4	11:27'14.814
17	25.330	14.919	30.325	31.064	1'41.638	270,0	11:28'56.452
18	25.285	14.863	30.124	30.971	1'41.243	271,4	11:30'37.695
19	25.266	14.871	30.208	31.114	1'41.459	269,3	11:32'19.154
20	25.269	14.928	30.199	31.284	1'41.680	270,0	11:34'00.834
Race Time 33'45.713							

6° 11 L. BAZ (1'40.558)							
Lap	Seg.1	Seg.2	Seg.3	Seg.4	Lap Time	km/h	Local Time
1			30.424	31.145	1'48.230	274,8	11:02'03.351
2	25.156	14.644	30.063	30.740	1'40.603	274,8	11:03'43.954
3	25.044	14.646	30.122	30.746	1'40.558	273,4	11:05'24.512
4	25.096	14.607	30.095	30.802	1'40.600	273,4	11:07'05.112
5	25.178	14.736	30.301	30.727	1'40.942	272,0	11:08'46.054
6	25.141	14.797	30.400	30.819	1'41.157	272,7	11:10'27.211
7	25.239	14.772	30.178	30.822	1'41.011	270,0	11:12'08.222
8	25.199	14.766	30.356	30.803	1'41.124	272,0	11:13'49.346
9	25.217	14.762	30.161	30.840	1'40.980	270,0	11:15'30.326

26/09/2021 P = Pits In/Out - C = Lap Time Cancelled

These data/results cannot be reproduced, stored and/or transmitted in whole or in part by any manner of electronic, mechanical, photocopying, recording, broadcasting or otherwise now known or herein after developed without the previous express consent by the copyright owner, except for reproduction in daily press and regular printed publications on sale to the public within 60 days of the event related to those data/results and always provided that copyright symbol appears together as follows below.

© DORNA WSBK ORGANIZATION Srl 2021



Motul Spanish Round, 24-26 September 2021 Chronological Analysis Race 1

Jerez 4.423 m

Start at 11:00'15.121

2 / 4

10	25.112	14.752	30.116	30.844	1'40.824	268,7	11:17'11.150	4	25.576	14.739	30.219	30.731	1'41.265	270,0	11:07'06.421
11	25.081	14.746	30.042	30.753	1'40.622	272,7	11:18'51.772	5	25.269	14.748	30.064	30.803	1'40.884	269,3	11:08'47.305
12	25.190	14.867	30.117	30.856	1'41.030	270,0	11:20'32.802	6	25.185	14.740	30.135	30.824	1'40.884	270,0	11:10'28.189
13	25.143	14.795	30.136	30.929	1'41.003	270,7	11:22'13.805	7	25.206	14.801	30.167	30.772	1'40.946	270,0	11:12'09.135
14	25.114	14.754	30.151	30.890	1'40.909	272,7	11:23'54.714	8	25.358	14.749	30.211	30.762	1'41.080	268,7	11:13'50.215
15	25.224	14.783	30.367	30.918	1'41.292	272,0	11:25'36.006	9	25.209	14.716	30.310	30.849	1'41.084	272,0	11:15'31.299
16	25.187	14.901	30.199	30.968	1'41.255	268,7	11:27'17.261	10	25.284	14.851	30.244	30.825	1'41.204	270,0	11:17'12.503
17	25.257	14.813	30.225	30.924	1'41.219	271,4	11:28'58.480	11	25.169	14.756	30.096	30.737	1'40.758	270,0	11:18'53.261
18	25.231	14.844	30.165	30.957	1'41.197	270,7	11:30'39.677	12	25.263	14.824	30.317	30.823	1'41.227	268,7	11:20'34.488
19	25.254	14.835	30.259	30.961	1'41.309	269,3	11:32'20.986	13	25.335	14.806	30.087	30.882	1'41.110	268,7	11:22'15.598
20	25.274	14.894	30.313	31.129	1'41.610	270,0	11:34'02.596	14	25.199	14.821	30.199	30.820	1'41.039	269,3	11:23'56.637

Race Time 33'47.475

7° 60 M. VAN DER MARK (1'40.494)							
Lap	Seg.1	Seg.2	Seg.3	Seg.4	Lap Time	km/h	Local Time
1		14.569	30.244	30.774	1'47.591	272,0	11:02'02.712
2	25.304	14.591	30.331	30.565	1'40.791	271,4	11:03'43.503
3	25.097	14.791	30.242	30.528	1'40.658	266,7	11:05'24.161
4	25.098	14.731	30.122	30.685	1'40.636	266,0	11:07'04.797
5	25.145	14.741	30.161	30.578	1'40.625	268,7	11:08'45.422
6	25.275	14.808	30.151	30.627	1'40.861	265,4	11:10'26.283
7	25.111	14.755	30.059	30.569	1'40.494	267,3	11:12'06.777
8	25.199	14.788	30.128	30.588	1'40.703	267,3	11:13'47.480
9	25.261	14.842	30.135	30.609	1'40.847	264,7	11:15'28.327
10	25.243	14.850	30.153	30.694	1'40.940	266,0	11:17'09.267
11	25.235	14.931	30.189	30.670	1'41.025	265,4	11:18'50.292
12	25.408	14.962	30.191	30.701	1'41.262	265,4	11:20'31.554
13	25.363	14.921	30.178	30.771	1'41.233	264,7	11:22'12.787
14	25.390	14.955	30.324	30.837	1'41.506	266,0	11:23'54.293
15	25.339	14.977	30.572	30.933	1'41.821	264,7	11:25'36.114
16	25.377	14.859	30.337	30.792	1'41.365	266,7	11:27'17.479
17	25.423	14.980	30.294	30.747	1'41.444	266,0	11:28'58.923
18	25.454	14.985	30.335	30.867	1'41.641	267,3	11:30'40.564
19	25.484	15.023	30.441	31.009	1'41.957	266,0	11:32'22.521
20	25.537	14.913	30.551	30.954	1'41.955	265,4	11:34'04.476

Race Time 33'49.355

8° 47 A. BASSANI (1'40.731)							
Lap	Seg.1	Seg.2	Seg.3	Seg.4	Lap Time	km/h	Local Time
1		14.804	30.644	30.961	1'48.060	274,1	11:02'03.181
2	25.205	14.595	30.457	30.805	1'41.062	274,8	11:03'44.243
3	25.349	14.602	30.224	30.860	1'41.035	276,2	11:05'25.278
4	25.244	14.671	30.180	30.760	1'40.855	272,0	11:07'06.133
5	25.191	14.772	30.147	30.652	1'40.762	271,4	11:08'46.895
6	25.133	14.722	30.152	30.724	1'40.731	272,0	11:10'27.626
7	25.272	14.715	30.191	30.703	1'40.881	272,7	11:12'08.507
8	25.237	14.693	30.276	30.773	1'40.979	272,0	11:13'49.486
9	25.447	14.747	30.214	30.699	1'41.107	276,2	11:15'30.593
10	25.232	14.757	30.173	30.621	1'40.783	271,4	11:17'11.376
11	25.170	14.811	30.235	30.780	1'40.996	272,7	11:18'52.372
12	25.320	14.853	30.231	30.734	1'41.138	270,7	11:20'33.510
13	25.258	14.864	30.206	30.803	1'41.131	272,0	11:22'14.641
14	25.339	14.840	30.148	30.739	1'41.066	272,7	11:23'55.707
15	25.215	14.912	30.202	30.726	1'41.055	270,0	11:25'36.762
16	25.259	14.805	30.215	30.844	1'41.123	271,4	11:27'17.885
17	25.372	14.862	30.326	30.872	1'41.432	270,7	11:28'59.317
18	25.363	14.893	30.369	30.864	1'41.489	271,4	11:30'40.806
19	25.456	14.922	30.728	30.811	1'41.917	270,7	11:32'22.723
20	25.452	14.940	30.552	30.899	1'41.843	271,4	11:34'04.566

Race Time 33'49.445

9° 22 A. LOWES (1'40.758)							
Lap	Seg.1	Seg.2	Seg.3	Seg.4	Lap Time	km/h	Local Time
1		14.725	30.984	30.807	1'47.375	267,3	11:02'02.496
2	25.328	14.692	30.534	31.025	1'41.579	269,3	11:03'44.075
3	25.331	14.608	30.214	30.928	1'41.081	272,0	11:05'25.156

10° 31 G. GERLOFF (1'40.866)							
Lap	Seg.1	Seg.2	Seg.3	Seg.4	Lap Time	km/h	Local Time
1		14.749	30.589	31.203	1'47.992	270,0	11:02'03.113
2	25.588	14.644	30.227	30.991	1'41.450	270,7	11:03'44.563
3	25.230	14.878	30.192	30.819	1'41.119	269,3	11:05'25.682
4	25.239	14.799	30.367	30.733	1'41.138	270,0	11:07'06.820
5	25.298	14.796	30.138	30.786	1'41.018	266,7	11:08'47.838
6	25.346	14.783	30.208	30.800	1'41.137	268,0	11:10'28.975
7	25.226	14.817	30.149	30.674	1'40.866	268,7	11:12'09.841
8	25.224	14.863	30.196	30.687	1'40.970	263,4	11:13'50.811
9	25.208	14.815	30.174	30.783	1'40.980	268,7	11:15'31.791
10	25.374	14.846	30.147	31.069	1'41.436	268,7	11:17'13.227
11	25.447	14.881	30.406	31.003	1'41.737	270,0	11:18'54.964
12	25.293	14.863	30.200	30.800	1'41.156	268,0	11:20'36.120
13	25.282	14.864	30.161	30.799	1'41.106	267,3	11:22'17.226
14	25.188	14.908	30.283	30.941	1'41.320	266,7	11:23'58.546
15	25.326	14.860	30.275	30.893	1'41.354	266,7	11:25'39.900
16	25.532	14.866	30.251	30.878	1'41.527	266,7	11:27'21.427
17	25.300	15.091	30.304	30.938	1'41.633	264,1	11:29'03.060
18	25.304	14.993	30.336	30.941	1'41.574	264,7	11:30'44.634
19	25.342	14.910	30.239	30.885	1'41.376	265,4	11:32'26.010
20	25.347	15.005	30.457	30.957	1'41.766	263,4	11:34'07.776

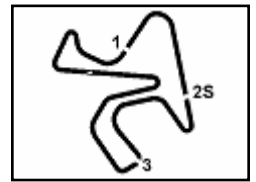
Race Time 33'52.655

11° 91 L. HASLAM (1'40.482)							
Lap	Seg.1	Seg.2	Seg.3	Seg.4	Lap Time	km/h	Local Time
1		14.611	30.341	30.689	1'46.911	272,7	11:02'02.032
2	25.135	14.708	30.077	30.562	1'40.482	269,3	11:03'42.514
3	25.147	14.728	30.070	30.600	1'40.545	272,0	11:05'23.059
4	25.315	14.722	30.132	30.667	1'40.836	270,0	11:07'03.895
5	25.509	14.910	30.224	30.844	1'41.487	268,0	11:08'45.382
6	25.433	14.874	30.367	30.603	1'41.277	270,0	11:10'26.659
7	25.200	14.783	30.208	30.858	1'41.049	270,7	11:12'07.708
8	25.339	14.957	30.336	30.923	1'41.555	267,3	11:13'49.263
9	25.508	14.848	30.555	30.823	1'41.734	272,0	11:15'30.997
10	25.251	14.902	30.562	31.345	1'42.060	268,7	11:17'13.057
11	25.455	14.908	30.405	31.044	1'41.812	268,7	11:18'54.869
12	25.576	14.906	30.676	31.209	1'42.367	269,3	11:20'37.236
13	25.610	14.972	30.373	31.161	1'42.116	268,7	11:22'19.352
14	25.622	14.969	30.624	31.182	1'42.397	268,7	11:24'01.749
15	25.629	15.066	30.614	31.187	1'42.496	265,4	11:25'44.245
16	25.489	14.927	30.565	31.177	1'42.158	266,7	11:27'26.403
17	25.588	15.387	30.661	31.164	1'42.800	266,0	11:29'09.203
18	25.568	15.046	30.572	31.175	1'42.361	265,4	11:30'51.564
19	25.599	14.983	30.609	31.189	1'42.380	266,7	11:32'33.944
20	25.762	15.061	30.835	31.363	1'43.021	266,0	11:34'16.965

26/09/2021 P = Pits In/Out - C = Lap Time Cancelled

These data/results cannot be reproduced, stored and/or transmitted in whole or in part by any manner of electronic, mechanical, photocopying, recording, broadcasting or otherwise now known or herein after developed without the previous express consent by the copyright owner, except for reproduction in daily press and regular printed publications on sale to the public within 60 days of the event related to those data/results and always provided that copyright symbol appears together as follows below.

© DORNA WSBK ORGANIZATION Srl 2021



Motul Spanish Round, 24-26 September 2021 Chronological Analysis Race 1

Jerez 4.423 m

Start at 11:00'15.121

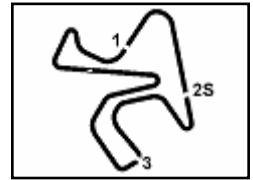
3 / 4

50 E. LAVERTY (1'41.333)								23 C. PONSSON (1'41.503)							
Lap	Seg.1	Seg.2	Seg.3	Seg.4	Lap Time	km/h	Local Time	Lap	Seg.1	Seg.2	Seg.3	Seg.4	Lap Time	km/h	Local Time
1		14.738	30.353	30.919	1'48.334	272,0	11:02'03.455	1		14.983	30.670	31.375	1'50.161	269,3	11:02'05.282
2	25.458	14.685	30.290	30.942	1'41.375	272,7	11:03'44.830	2	25.428	14.777	30.277	31.045	1'41.527	266,7	11:03'46.809
3	25.310	14.814	30.183	31.056	1'41.363	271,4	11:05'26.193	3	25.396	14.820	30.539	31.008	1'41.763	266,7	11:05'28.572
4	25.241	14.896	30.190	31.006	1'41.333	269,3	11:07'07.526	4	25.398	14.947	30.441	31.054	1'41.840	266,7	11:07'10.412
5	25.374	14.902	30.242	31.022	1'41.540	268,7	11:08'49.066	5	25.344	14.872	30.312	31.055	1'41.583	266,7	11:08'51.995
6	25.372	14.881	30.222	31.184	1'41.659	268,7	11:10'30.725	6	25.386	14.857	30.373	31.148	1'41.764	265,4	11:10'33.759
7	25.411	14.903	30.259	31.233	1'41.806	268,0	11:12'12.531	7	25.336	14.891	30.382	30.983	1'41.592	264,7	11:12'15.351
8	25.399	14.887	30.291	31.235	1'41.812	266,7	11:13'54.343	8	25.372	14.881	30.367	30.975	1'41.595	264,7	11:13'56.946
9	25.249	14.839	30.200	31.186	1'41.474	267,3	11:15'35.817	9	25.294	14.884	30.335	30.990	1'41.503	264,1	11:15'38.449
10	25.359	14.934	30.419	31.423	1'42.135	266,7	11:17'17.952	10	25.409	14.825	30.544	31.542	1'42.320	266,7	11:17'20.769
11	25.686	14.890	30.555	31.176	1'42.307	269,3	11:19'00.259	11	25.503	14.818	30.745	31.024	1'42.090	270,7	11:19'02.859
12	25.366	14.965	30.350	31.331	1'42.012	266,7	11:20'42.271	12	25.440	14.854	30.482	31.121	1'41.897	267,3	11:20'44.756
13	25.397	14.903	30.430	31.370	1'42.100	268,0	11:22'24.371	13	25.436	14.999	30.471	31.152	1'42.058	265,4	11:22'26.814
14	25.405	15.009	30.400	31.223	1'42.037	266,7	11:24'06.408	14	25.492	14.945	30.561	31.272	1'42.270	265,4	11:24'09.084
15	25.449	14.964	30.452	31.268	1'42.133	266,0	11:25'48.541	15	25.503	15.093	30.745	31.235	1'42.576	264,1	11:25'51.660
16	25.268	15.008	30.485	31.364	1'42.125	266,0	11:27'30.666	16	25.609	14.930	30.631	31.378	1'42.548	264,1	11:27'34.208
17	25.403	14.955	30.335	31.223	1'41.916	267,3	11:29'12.582	17	25.489	14.918	30.634	31.481	1'42.522	265,4	11:29'16.730
18	25.401	14.959	30.360	31.294	1'42.014	268,0	11:30'54.596	18	25.496	15.023	30.617	31.322	1'42.458	263,4	11:30'59.188
19	25.373	14.971	30.449	31.390	1'42.183	266,7	11:32'36.779	19	25.649	14.915	30.495	31.158	1'42.217	267,3	11:32'41.405
20	25.490	14.990	30.433	31.407	1'42.320	267,3	11:34'19.099	20	25.446	14.906	30.471	31.271	1'42.094	266,7	11:34'23.499
Race Time 34'01.844								Race Time 34'07.655							
13° 3 K. NOZANE (1'41.225)								16° 17 M. FRITZ (1'41.980)							
Lap	Seg.1	Seg.2	Seg.3	Seg.4	Lap Time	km/h	Local Time	Lap	Seg.1	Seg.2	Seg.3	Seg.4	Lap Time	km/h	Local Time
1		14.990	30.357	31.030	1'48.809	266,7	11:02'03.930	1		15.136	30.794	31.498	1'50.660	265,4	11:02'05.781
2	25.311	14.762	30.202	30.955	1'41.230	269,3	11:03'45.160	2	25.486	14.851	30.572	31.408	1'42.317	266,0	11:03'48.098
3	25.268	14.804	30.300	30.853	1'41.225	267,3	11:05'26.385	3	25.410	14.867	30.418	31.393	1'42.088	267,3	11:05'30.186
4	25.322	14.766	30.248	31.028	1'41.364	268,0	11:07'07.749	4	25.520	14.876	30.546	31.038	1'41.980	261,5	11:07'12.166
5	25.356	14.978	30.318	30.953	1'41.605	264,7	11:08'49.354	5	25.512	15.023	30.329	31.117	1'41.981	261,5	11:08'54.147
6	25.436	14.873	30.182	30.975	1'41.466	266,7	11:10'30.820	6	25.462	15.314	30.416	31.158	1'42.350	250,6	11:10'36.497
7	25.447	14.985	30.321	31.109	1'41.862	264,1	11:12'12.682	7	25.413	15.021	30.493	31.184	1'42.111	260,9	11:12'18.608
8	25.467	14.895	30.295	31.122	1'41.779	266,0	11:13'54.461	8	25.357	15.062	30.340	31.371	1'42.130	258,4	11:14'00.738
9	25.378	14.863	30.281	30.961	1'41.483	266,7	11:15'35.944	9	25.428	15.020	30.700	31.254	1'42.402	261,5	11:15'43.140
10	25.368	14.890	30.455	31.254	1'41.967	266,0	11:17'17.911	10	25.382	15.024	30.430	31.295	1'42.131	260,9	11:17'25.271
11	25.544	15.038	30.382	31.573	1'42.537	260,2	11:19'00.448	11	25.496	15.110	30.514	31.223	1'42.343	262,1	11:19'07.614
12	25.534	14.916	30.287	31.161	1'41.898	266,7	11:20'42.346	12	25.441	15.142	30.365	31.251	1'42.199	258,4	11:20'49.813
13	25.481	14.909	30.469	31.237	1'42.096	266,7	11:22'24.442	13	25.323	15.181	30.381	31.273	1'42.158	260,9	11:22'31.971
14	25.532	14.899	30.497	31.192	1'42.120	267,3	11:24'06.562	14	25.397	15.043	30.580	31.213	1'42.233	262,1	11:24'14.204
15	25.418	14.967	30.537	31.167	1'42.089	266,0	11:25'48.651	15	25.474	15.094	30.388	31.286	1'42.242	260,9	11:25'56.446
16	25.408	14.954	30.445	31.313	1'42.120	265,4	11:27'30.771	16	25.432	15.041	30.295	31.338	1'42.106	260,9	11:27'38.552
17	25.431	14.999	30.326	31.133	1'41.889	263,4	11:29'12.660	17	25.293	15.168	30.488	31.226	1'42.175	257,1	11:29'20.727
18	25.540	14.963	30.386	31.187	1'42.076	266,0	11:30'54.736	18	25.415	15.111	30.326	31.214	1'42.066	260,2	11:31'02.793
19	25.488	14.945	30.453	31.367	1'42.253	265,4	11:32'36.989	19	25.545	15.057	30.423	31.239	1'42.264	261,5	11:32'45.057
20	25.589	14.997	30.553	31.306	1'42.445	264,7	11:34'19.434	20	25.555	15.097	30.760	31.615	1'43.027	260,2	11:34'28.084
Race Time 34'04.313								Race Time 34'12.963							
14° 94 J. FOLGER (1'41.448)								17° 84 L. CRESSON (1'42.223)							
Lap	Seg.1	Seg.2	Seg.3	Seg.4	Lap Time	km/h	Local Time	Lap	Seg.1	Seg.2	Seg.3	Seg.4	Lap Time	km/h	Local Time
1		14.964	30.689	31.070	1'49.495	266,7	11:02'04.616	1		14.993	30.770	32.171	1'50.833	266,7	11:02'05.954
2	25.469	14.783	30.310	30.948	1'41.510	268,0	11:03'46.126	2	25.659	14.985	30.498	31.335	1'42.477	263,4	11:03'48.431
3	25.333	14.803	30.476	30.992	1'41.604	270,0	11:05'27.730	3	25.690	15.044	30.492	31.344	1'42.570	262,8	11:05'31.001
4	25.317	14.753	30.436	30.942	1'41.448	272,0	11:07'09.178	4	25.518	15.052	30.502	31.182	1'42.254	262,1	11:07'13.255
5	25.488	14.829	30.727	30.804	1'41.848	270,7	11:08'51.026	5	25.638	15.048	30.825	31.241	1'42.752	262,8	11:08'56.007
6	25.212	14.834	30.462	30.957	1'41.465	270,0	11:10'32.491	6	25.613	15.141	30.420	31.316	1'42.490	260,2	11:10'38.497
7	25.224	14.800	30.825	30.969	1'41.818	272,7	11:12'14.309	7	25.554	15.038	30.449	31.182	1'42.223	260,2	11:12'20.720
8	25.320	14.892	30.489	30.940	1'41.641	268,0	11:13'55.950	8	25.617	15.066	30.440	31.321	1'42.444	262,8	11:14'03.164
9	25.265	14.861	30.484	31.013	1'41.623	268,7	11:15'37.573								
10	25.413	15.006	30.980	31.664	1'43.063	269,3	11:17'20.636								
11	25.324	14.923	30.397	30.957	1'41.601	266,7	11:19'02.237								
12	25.453	14.904	30.577	31.083	1'42.017	269,3	11:20'44.254								
13	25.803	15.787	30.793	31.065	1'43.448	266,7	11:22'27.702								
14	25.392	14.922	30.560	31.047	1'41.921	266,7	11:24'09.623								

26/09/2021 P = Pits In/Out - C = Lap Time Cancelled

These data/results cannot be reproduced, stored and/or transmitted in whole or in part by any manner of electronic, mechanical, photocopying, recording, broadcasting or otherwise now known or herein after developed without the previous express consent by the copyright owner, except for reproduction in daily press and regular printed publications on sale to the public within 60 days of the event related to those data/results and always provided that copyright symbol appears together as follows below.

© DORNA WSBK ORGANIZATION Srl 2021



Jerez 4.423 m

Motul Spanish Round, 24-26 September 2021 Chronological Analysis Race 1

Start at 11:00'15.121

4 / 4

Lap	Seg.1	Seg.2	Seg.3	Seg.4	Lap Time	km/h	Local Time
9	25.629	15.033	30.661	31.253	1'42.576	263,4	11:15'45.740
10	25.704	15.005	30.508	31.242	1'42.459	260,9	11:17'28.199
11	25.600	15.213	30.509	31.320	1'42.642	259,0	11:19'10.841
12	25.696	15.157	30.533	31.445	1'42.831	255,9	11:20'53.672
13	25.661	15.164	31.970	31.649	1'44.444	259,0	11:22'38.116
14	25.815	15.127	30.661	31.491	1'43.094	260,9	11:24'21.210
15	25.732	15.109	30.696	31.296	1'42.833	259,0	11:26'04.043
16	25.895	15.165	30.891	31.967	1'43.918	259,6	11:27'47.961
17	25.702	15.133	30.680	31.558	1'43.073	258,4	11:29'31.034
18	25.656	15.112	30.659	31.568	1'42.995	258,4	11:31'14.029
19	25.714	15.186	30.671	31.637	1'43.208	255,3	11:32'57.237
20	25.712	15.197	30.649	31.656	1'43.214	257,8	11:34'40.451
Race Time 34'25.330							

21 M. RINALDI (1'40.422)							
Lap	Seg.1	Seg.2	Seg.3	Seg.4	Lap Time	km/h	Local Time
1		14.695	30.623	30.626	1'46.521	269,3	11:02'01.642
2	25.099	14.673	30.288	30.558	1'40.618	272,7	11:03'42.260
3	25.098	14.783	30.021	30.574	1'40.476	270,7	11:05'22.736
4	25.111	14.671	29.975	30.665	1'40.422	272,0	11:07'03.158
Race Time 6'48.037							

18° 9 A. MANTOVANI (1'42.200)							
Lap	Seg.1	Seg.2	Seg.3	Seg.4	Lap Time	km/h	Local Time
1		15.059	30.931	31.470	1'50.464	261,5	11:02'05.585
2	25.401	14.985	30.489	31.325	1'42.200	263,4	11:03'47.785
3	25.504	15.021	30.319	31.421	1'42.265	263,4	11:05'30.050
4	25.513	14.975	30.839	31.239	1'42.566	261,5	11:07'12.616
5	25.558	15.011	30.475	31.290	1'42.334	262,1	11:08'54.950
6	25.590	15.024	30.563	31.128	1'42.305	262,1	11:10'37.255
7	25.737	15.067	30.581	31.316	1'42.701	258,4	11:12'19.956
8	25.713	15.157	30.693	31.421	1'42.984	257,1	11:14'02.940
9	25.549	15.075	30.730	31.378	1'42.732	258,4	11:15'45.672
10	25.605	15.144	30.814	31.313	1'42.876	257,1	11:17'28.548
11	25.572	15.210	30.729	31.380	1'42.891	261,5	11:19'11.439
12	25.765	15.084	30.554	31.443	1'42.846	261,5	11:20'54.285
13	25.605	15.155	30.815	31.434	1'43.009	261,5	11:22'37.294
14	25.674	15.218	30.762	31.573	1'43.227	259,6	11:24'20.521
15	25.742	15.280	30.797	31.657	1'43.476	255,9	11:26'03.997
16	25.816	15.235	31.475	31.822	1'44.348	258,4	11:27'48.345
17	25.760	15.198	30.892	31.353	1'43.203	260,2	11:29'31.548
18	25.703	15.201	30.749	31.443	1'43.096	260,9	11:31'14.644
19	26.007	15.261	31.083	31.512	1'43.863	258,4	11:32'58.507
20	25.808	15.208	30.849	31.742	1'43.607	258,4	11:34'42.114
Race Time 34'26.993							

76 S. CAVALIERI (1'41.350)							
Lap	Seg.1	Seg.2	Seg.3	Seg.4	Lap Time	km/h	Local Time
1		14.903	30.706	31.024	1'49.220	270,0	11:02'04.341
2	25.367	14.701	30.464	31.038	1'41.570	273,4	11:03'45.911
3	25.335	14.772	30.434	31.107	1'41.648	274,1	11:05'27.559
4	25.322	14.701	30.401	30.926	1'41.350	274,8	11:07'08.909
Race Time 6'53.788							

19° 83 L. EPIS (1'44.333)							
Lap	Seg.1	Seg.2	Seg.3	Seg.4	Lap Time	km/h	Local Time
1		15.272	30.965	31.941	1'51.740	260,2	11:02'06.861
2	26.012	15.246	31.221	31.854	1'44.333	256,5	11:03'51.194
3	25.957	15.274	36.233	32.092	1'49.556	254,1	11:05'40.750
4	25.925	15.314	31.269	32.017	1'44.525	252,9	11:07'25.275
5	26.993	16.040	32.989	6'59.405	8'15.427P	230,8	11:15'40.702
6	31.750	15.423	31.150	32.035	1'50.358P	254,1	11:17'31.060
7	25.804	15.332	31.269	32.031	1'44.436	254,7	11:19'15.496
8	26.049	15.275	31.082	32.219	1'44.625	255,9	11:21'00.121
9	26.366	15.575	31.795	32.527	1'46.263	249,4	11:22'46.384
10	26.516	15.503	31.748	32.524	1'46.291	252,3	11:24'32.675
11	26.252	15.622	31.703	32.478	1'46.055	250,6	11:26'18.730
12	26.253	15.574	31.885	32.735	1'46.447	250,6	11:28'05.177
13	26.676	15.599	31.574	32.706	1'46.555	252,3	11:29'51.732
14	26.552	15.693	32.050	34.108	1'48.403	250,0	11:31'40.135
15	28.056	16.654	33.348	33.197	1'51.255	223,6	11:33'31.390
16	26.420	15.595	31.679	32.839	1'46.533	251,7	11:35'17.923
Race Time 35'02.802							

RET 36 L. MERCADO (1'41.543)							
Lap	Seg.1	Seg.2	Seg.3	Seg.4	Lap Time	km/h	Local Time
1		14.957	30.424	30.960	1'48.609	269,3	11:02'03.730
2	25.460	14.756	30.421	31.049	1'41.686	265,4	11:03'45.416
3	25.363	14.870	30.320	31.015	1'41.568	267,3	11:05'26.984
4	25.485	14.944	30.336	31.043	1'41.808	266,7	11:07'08.792
5	25.412	14.933	30.446	31.108	1'41.899	266,7	11:08'50.691
6	25.318	14.939	30.368	30.985	1'41.610	264,7	11:10'32.301

26/09/2021 P = Pits In/Out - C = Lap Time Cancelled

These data/results cannot be reproduced, stored and/or transmitted in whole or in part by any manner of electronic, mechanical, photocopying, recording, broadcasting or otherwise now known or herein after developed without the previous express consent by the copyright owner, except for reproduction in daily press and regular printed publications on sale to the public within 60 days of the event related to those data/results and always provided that copyright symbol appears together as follows below.

© DORNA WSBK ORGANIZATION Srl 2021