

Motul Spanish Round, 24-26 September 2021 Chronological Analysis Free Practice 1st Session

1° 54 T. RAZGATLIOGLU (1'40.074)							
Lap	Seg.1	Seg.2	Seg.3	Seg.4	Lap Time	km/h	Local Time
1					10:30'07.757		
2	31.154	15.727	31.859	31.714	1'50.454P	253,5	10:31'58.211
3	25.771	15.203	31.017	30.880	1'42.871	257,8	10:33'41.082
4	25.038	14.803	30.213	30.805	1'40.859	263,4	10:35'21.941
5	25.090	14.835	30.209	30.932	1'41.066	264,1	10:37'03.007
6	25.180	14.843	30.100	30.774	1'40.897	264,7	10:38'43.904
7	25.035	14.833	30.015	30.698	1'40.581	264,1	10:40'24.485
8	24.956	14.858	30.113	30.738	1'40.665	263,4	10:42'05.150
9	25.243	14.914	30.256	9'26.067	10'36.480P	266,7	10:52'41.630
10	35.562	15.620	31.170	31.070	1'53.422P	252,9	10:54'35.052
11	31.126	15.944	31.094	30.787	1'48.951	259,0	10:56'24.003
12	24.967	14.780	29.806	30.558	1'40.111	264,1	10:58'04.114
13	27.016	14.876	30.330	31.198	1'43.420	265,4	10:59'47.534
14	25.066	14.813	30.018	30.691	1'40.588	263,4	11:01'28.122
15	26.202	14.895	30.424	6'34.214	7'45.735P	262,1	11:09'13.857
16	33.655	15.469	31.257	31.149	1'51.530P	253,5	11:11'05.387
17	24.981	14.824	29.918	30.534	1'40.257	262,8	11:12'45.644
18	24.836	14.710	29.908	30.620	1'40.074	265,4	11:14'25.718
19	26.242	14.943	30.441	31.011	1'42.637	265,4	11:16'08.355

2° 21 M. RINALDI (1'40.160)							
Lap	Seg.1	Seg.2	Seg.3	Seg.4	Lap Time	km/h	Local Time
1					10:30'51.978		
2	32.821	15.534	32.786	40.976	2'02.117P	251,7	10:32'54.095
3	25.484	14.912	30.528	31.502	1'42.426	264,7	10:34'36.521
4	25.399	14.948	30.488	31.387	1'42.222	263,4	10:36'18.743
5	25.301	14.910	30.278	31.043	1'41.532	262,1	10:38'00.275
6	25.148	14.897	30.109	30.948	1'41.102	264,7	10:39'41.377
7	25.205	14.860	30.046	30.884	1'40.995	265,4	10:41'22.372
8	26.443	15.114	31.051	8'37.391	9'49.999P	263,4	10:51'12.371
9	32.008	15.117	30.802	31.500	1'49.427P	261,5	10:53'01.798
10	25.256	14.966	30.156	31.094	1'41.472	264,1	10:54'43.270
11	25.449	14.875	31.448	31.219	1'42.991	266,7	10:56'26.261
12	25.256	14.995	30.186	30.976	1'41.413	266,0	10:58'07.674
13	27.222	15.485	31.696	6'13.544	7'27.947P	260,2	11:05'35.621
14	31.194	14.975	30.724	31.224	1'48.117P	262,1	11:07'23.738
15	25.080	14.824	29.903	30.802	1'40.609	263,4	11:09'04.347
16	25.025	14.798	29.878	30.722	1'40.423	264,7	11:10'44.770
17	24.977	14.829	30.062	33.877	1'43.745	264,7	11:12'28.515
18	26.101	15.698	31.287	31.536	1'44.622	257,8	11:14'13.137
19	24.942	14.784	29.820	30.614	1'40.160	265,4	11:15'53.297

3° 1 J. REA (1'40.411)							
Lap	Seg.1	Seg.2	Seg.3	Seg.4	Lap Time	km/h	Local Time
1					10:29'51.557		
2	39.904	15.299	31.617	31.646	1'58.466P	261,5	10:31'50.023
3	25.127	14.845	29.967	30.834	1'40.773	261,5	10:33'30.796
4	25.024	14.827	29.980	30.768	1'40.599	260,2	10:35'11.395
5	27.586	15.807	30.402	31.680	1'45.475	254,7	10:36'56.870
6	25.054	14.769	29.972	30.733	1'40.528	264,1	10:38'37.398
7	25.728	14.926	31.460	31.399	1'43.513	262,8	10:40'20.911
8	25.046	14.804	29.895	30.777	1'40.522	263,4	10:42'01.433
9	26.649	15.224	31.488	7'33.196	8'46.557P	262,8	10:50'47.990
10	32.532	15.113	30.854	30.995	1'49.494P	260,2	10:52'37.484
11	25.841	15.257	30.163	31.399	1'42.660	257,8	10:54'20.144
12	25.025	14.853	29.886	30.647	1'40.411	264,1	10:56'00.555
13	25.061	14.817	29.922	30.812	1'40.612	263,4	10:57'41.167
14	25.076	14.835	29.988	30.789	1'40.688	264,1	10:59'21.855
15	27.860	15.901	31.034	7'47.080	9'01.875P	257,8	11:08'23.730
16	35.337	15.172	31.220	31.303	1'53.032P	260,9	11:10'16.762
17	25.093	15.297	30.249	31.060	1'41.699	260,2	11:11'58.461

18	25.401	14.936	30.176	30.903	1'41.416	264,7	11:13'39.877
19	25.282	14.907	30.113	30.796	1'41.098	264,7	11:15'20.975

4° 22 A. LOWES (1'40.513)							
Lap	Seg.1	Seg.2	Seg.3	Seg.4	Lap Time	km/h	Local Time
1					10:30'52.786		
2	35.257	15.407	32.563	34.618	1'57.845P	259,0	10:32'50.631
3	25.968	15.031	31.040	31.509	1'43.548	257,8	10:34'34.179
4	30.523	15.235	30.718	31.322	1'47.798	262,1	10:36'21.977
5	25.291	14.862	30.186	30.921	1'41.260	264,1	10:38'03.237
6	25.220	14.827	30.360	30.796	1'41.203	263,4	10:39'44.440
7	25.080	14.792	30.034	30.607	1'40.513	264,7	10:41'24.953

5° 91 L. HASLAM (1'40.749)							
Lap	Seg.1	Seg.2	Seg.3	Seg.4	Lap Time	km/h	Local Time
1					10:29'53.040		
2	39.021	15.133	31.404	32.038	1'57.596P	259,0	10:31'50.636
3	25.326	14.834	29.970	30.857	1'40.987	263,4	10:33'31.623
4	25.178	14.783	30.039	30.749	1'40.749	264,7	10:35'12.372
5	26.525	15.730	30.229	31.169	1'43.653	255,9	10:36'56.025
6	25.243	14.879	30.095	30.884	1'41.101	262,8	10:38'37.126
7	26.230	14.932	31.072	32.012	1'44.246	262,1	10:40'21.372
8	25.220	14.848	30.153	30.789	1'41.010	263,4	10:42'02.382
9	26.844	15.288	31.539	9'53.174	11'06.845P	262,8	10:53'09.227
10	34.654	15.478	31.174	32.125	1'53.431P	262,1	10:55'02.658
11	25.434	14.919	30.456	31.063	1'41.872	263,4	10:56'44.530
12	25.299	14.852	30.222	31.015	1'41.388	265,4	10:58'25.918
13	27.117	16.188	32.101	34.071	1'49.477	257,1	11:00'15.395
14	25.358	14.948	30.206	30.945	1'41.457	263,4	11:01'56.852
15	25.382	14.907	30.247	30.913	1'41.449	263,4	11:03'38.301
16	27.229	15.864	32.239	5'36.460	6'51.792P	254,7	11:10'30.093
17	33.295	15.186	31.648	36.670	1'56.799P	262,1	11:12'26.892
18	25.327	14.887	30.079	30.833	1'41.126	266,0	11:14'08.018
19	25.193	14.901	30.211	30.885	1'41.190	262,8	11:15'49.208

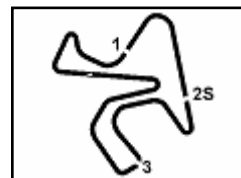
6° 55 A. LOCATELLI (1'40.766)							
Lap	Seg.1	Seg.2	Seg.3	Seg.4	Lap Time	km/h	Local Time
1					10:30'20.847		
2	36.186	15.769	32.536	38.093	2'02.584P	259,6	10:32'23.431
3	25.750	14.945	32.493	32.972	1'46.160	267,0	10:34'09.591
4	25.346	14.826	30.310	30.961	1'41.443	266,0	10:35'51.034
5	27.474	14.928	30.666	31.315	1'44.383	265,4	10:37'35.417
6	25.299	14.770	30.692	30.924	1'41.685	270,7	10:39'17.102
7	25.199	14.965	30.220	30.992	1'41.376	264,7	10:40'58.478
8	1'21.873	15.337	30.666	31.280	2'39.156	262,1	10:43'37.634
9	25.334	14.932	31.843	8'22.531	9'34.640P	260,9	10:53'12.274
10	33.634	15.192	30.862	32.459	1'52.147P	262,1	10:55'04.421
11	25.147	14.863	30.178	30.768	1'40.956	266,0	10:56'45.377
12	26.286	14.916	30.263	31.001	1'42.466	265,4	10:58'27.843
13	25.272	14.911	30.297	30.939	1'41.419	264,7	11:00'09.262
14	25.196	14.943	30.217	30.867	1'41.223	264,7	11:01'50.485
15	26.905	15.511	30.611	7'47.430	9'00.457P	256,5	11:10'50.942
16	36.378	15.674	31.093	31.736	1'54.881P	257,8	11:12'45.823
17	25.178	14.817	30.145	30.670	1'40.810	265,4	11:14'26.633
18	25.109	14.851	30.102	30.704	1'40.766	264,7	11:16'07.399

7° 60 M. VAN DER MARK (1'40.773)							
Lap	Seg.1	Seg.2	Seg.3	Seg.4	Lap Time	km/h	Local Time
1					10:30'11.581		
2	31.764	15.254	31.030	31.258	1'49.306P	259,6	10:32'00.887
3	25.467	15.010	30.444	30.988	1'41.909	264,7	10:33'42.796
4	25.353	14.965	30.150	30.905	1'41.373	261,5	10:35'24.169

24/09/2021 P = Pits In/Out - C = Lap Time Cancelled

These data/results cannot be reproduced, stored and/or transmitted in whole or in part by any manner of electronic, mechanical, photocopying, recording, broadcasting or otherwise now known or herein after developed without the previous express consent by the copyright owner, except for reproduction in daily press and regular printed publications on sale to the public within 60 days of the event related to those data/results and always provided that copyright symbol appears together as follows below.

© DORNA WSBK ORGANIZATION Srl 2021



Motul Spanish Round, 24-26 September 2021 Chronological Analysis Free Practice 1st Session

Lap	Seg.1	Seg.2	Seg.3	Seg.4	Lap Time	km/h	Local Time
5	25.270	14.933	30.122	30.838	1'41.163	263,4	10:37'05.332
6	25.338	14.954	30.225	31.036	1'41.553	262,1	10:38'46.885
7	29.495	15.326	30.667	5'23.897	6'39.385P	260,9	10:45'26.270
8	31.039	15.014	30.316	30.961	1'47.330P	263,4	10:47'13.600
9	25.267	14.957	30.243	30.798	1'41.265	261,5	10:48'54.865
10	25.307	14.934	30.110	30.805	1'41.156	262,1	10:50'36.021
11	25.297	14.978	30.108	30.861	1'41.244	262,1	10:52'17.265
12	25.229	14.974	30.138	30.974	1'41.315	262,8	10:53'58.580
13	27.911	15.647	30.944	6'02.900	7'17.402P	261,5	11:01'15.982
14	34.290	15.046	30.587	31.248	1'51.171P	261,5	11:03'07.153
15	25.400	14.928	30.496	31.018	1'41.842	265,4	11:04'48.995
16	26.337	16.148	31.468	2'44.640	3'58.593P	233,8	11:08'47.588
17	30.699	14.956	30.223	31.325	1'47.203P	262,1	11:10'34.791
18	25.221	14.867	30.167	30.820	1'41.075	263,4	11:12'15.866
19	25.109	14.790	30.108	30.766	1'40.773	269,3	11:13'56.639
20	25.225	14.843	30.220	30.691	1'40.979	264,1	11:15'37.618

10° 47 A. BASSANI (1'40.930)							
Lap	Seg.1	Seg.2	Seg.3	Seg.4	Lap Time	km/h	Local Time
1							10:30'27.318
2	34.365	15.930	32.720	32.122	1'55.137P	250,0	10:32'22.455
3	26.252	15.162	31.087	32.183	1'44.684	264,7	10:34'07.139
4	25.637	15.025	30.828	31.358	1'42.848	264,7	10:35'49.987
5	25.559	15.185	30.662	31.115	1'42.521	262,1	10:37'32.508
6	29.653	15.114	30.938	31.410	1'47.115	266,7	10:39'19.623
7	25.533	15.017	30.855	31.252	1'42.657	266,7	10:41'02.280
8	25.544	14.982	30.342	31.110	1'41.978C	264,1	10:42'44.258
9	29.062	15.566	32.255	7'49.347	9'06.230P	260,2	10:51'50.488
10	33.917	15.420	31.730	31.660	1'52.727P	259,6	11:00'29.988
11	25.447	14.928	30.417	31.003	1'41.795	263,4	10:55'25.010
12	25.216	14.991	30.310	31.009	1'41.526	264,1	10:57'06.536
13	25.274	14.986	30.302	31.200	1'41.762	264,1	10:58'48.298
14	25.228	15.010	30.355	31.097	1'41.690	262,8	11:00'29.988
15	27.208	15.495	31.883	4'16.818	5'31.404P	258,4	11:06'01.392
16	32.795	15.145	30.976	31.277	1'50.193P	260,9	11:07'51.585
17	25.288	14.916	30.271	30.792	1'41.267	262,8	11:09'32.852
18	25.129	14.898	30.101	30.802	1'40.930	266,7	11:11'13.782
19	25.313	14.852	30.250	30.875	1'41.290	266,0	11:12'55.072
20	25.354	14.844	30.555	31.865	1'42.618	266,7	11:14'37.690
21	25.246	14.883	30.250	30.961	1'41.340	266,7	11:16'19.030

8° 45 S. REDDING (1'40.838)							
Lap	Seg.1	Seg.2	Seg.3	Seg.4	Lap Time	km/h	Local Time
1							10:30'45.761
2	32.357	15.554	31.680	31.490	1'51.081P	262,8	10:32'36.842
3	25.517	14.930	30.527	31.034	1'42.008	264,7	10:34'18.850
4	25.287	14.921	30.264	30.845	1'41.317	266,7	10:36'00.167
5	25.242	14.951	30.139	30.792	1'41.124	267,3	10:37'41.291
6	25.321	14.893	30.178	30.848	1'41.240	269,3	10:39'22.531
7	25.289	14.863	30.117	31.026	1'41.295	270,0	10:41'03.826
8	25.320	14.899	30.165	31.008	1'41.392C	269,3	10:42'45.218
9	25.234	14.859	30.099	30.715	1'40.907	268,7	10:44'26.125
10	25.105	14.862	30.160	30.893	1'41.020	267,3	10:46'07.145
11	28.262	15.102	30.692	31.306	1'45.362	264,1	10:47'52.507
12	25.175	14.899	30.108	30.764	1'40.946	266,7	10:49'33.453
13	27.074	15.274	30.648	31.074	1'44.070	264,7	10:51'17.523
14	25.206	14.853	30.063	30.716	1'40.838	268,0	10:52'58.361
15	25.135	14.930	30.273	9'49.584	10'59.922P	268,7	11:03'58.283
16	33.320	15.356	31.151	31.563	1'51.390P	261,5	11:05'49.673
17	25.568	15.121	30.728	31.272	1'42.689	263,4	11:07'32.362
18	25.501	15.028	30.522	31.161	1'42.212	265,4	11:09'14.574
19	25.335	15.009	30.129	31.005	1'41.478	266,0	11:10'56.052
20	25.267	15.004	30.420	30.955	1'41.646	266,7	11:12'37.698
21	25.256	14.921	30.233	31.143	1'41.553	268,7	11:14'19.251
22	25.353	14.999	30.230	30.954	1'41.536	267,3	11:16'00.787

11° 11 L. BAZ (1'41.091)							
Lap	Seg.1	Seg.2	Seg.3	Seg.4	Lap Time	km/h	Local Time
1							10:30'15.798
2	33.625	16.009	32.764	32.161	1'54.559P	257,8	10:32'10.357
3	26.283	15.182	31.219	31.864	1'44.548	262,1	10:33'54.905
4	25.765	15.156	30.799	31.543	1'43.263	261,5	10:35'38.168
5	25.664	15.036	30.397	31.511	1'42.608	260,9	10:37'20.776
6	25.515	14.974	30.387	31.419	1'42.295	262,8	10:39'03.071
7	25.466	15.040	30.295	31.360	1'42.161	262,1	10:40'45.232
8	25.436	15.044	30.133	31.315	1'41.928	262,8	10:42'27.160
9	26.862	15.156	32.050	31.364	1'45.432	262,8	10:44'12.592
10	25.450	15.026	30.162	31.197	1'41.835	262,1	10:45'54.427
11	26.614	15.427	32.506	8'01.279	9'15.826P	253,5	10:55'10.253
12	33.556	15.497	30.739	31.740	1'51.532P	260,2	10:57'01.785
13	25.483	15.036	30.171	31.343	1'42.033	262,1	10:58'43.818
14	25.397	14.946	30.462	31.467	1'42.272	260,9	11:00'26.090
15	25.416	14.944	31.471	32.517	1'44.348	262,8	11:02'10.438
16	25.292	15.042	30.355	31.223	1'41.912	262,8	11:03'52.350
17	25.308	15.021	30.160	31.132	1'41.621	262,1	11:05'33.971
18	26.693	15.843	31.781	3'35.754	4'50.071P	252,9	11:10'24.042
19	31.801	15.229	30.703	31.253	1'48.986P	260,2	11:12'13.028
20	25.149	14.956	30.137	30.981	1'41.223	262,1	11:13'54.251
21	25.063	14.992	30.115	30.921	1'41.091	262,8	11:15'35.342

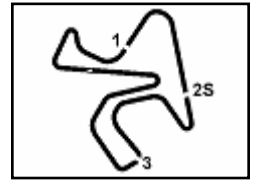
9° 31 G. GERLOFF (1'40.929)							
Lap	Seg.1	Seg.2	Seg.3	Seg.4	Lap Time	km/h	Local Time
1							10:30'26.348
2	32.183	15.613	32.616	32.216	1'52.628P	260,2	10:32'18.976
3	25.862	15.267	30.866	32.282	1'44.277	261,5	10:34'03.253
4	26.271	15.244	30.995	31.251	1'43.761	260,2	10:35'47.014
5	33.523	15.161	31.906	31.356	1'51.946	262,1	10:37'38.960
6	25.613	14.996	30.744	31.144	1'42.497	263,4	10:39'21.457
7	25.624	15.016	30.564	31.562	1'42.766	263,4	10:41'04.223
8	25.764	14.972	30.714	6'27.862	7'39.312P	267,3	10:48'43.535
9	39.069	15.228	30.886	31.236	1'56.419P	260,2	10:50'39.954
10	25.765	15.100	30.570	31.252	1'42.687	261,5	10:52'22.641
11	25.494	15.039	30.636	31.468	1'42.637	260,9	10:54'05.278
12	25.638	15.076	30.680	31.154	1'42.548	261,5	10:55'47.826
13	25.688	15.085	30.661	31.144	1'42.578	260,2	10:57'30.404
14	26.436	15.204	30.818	11'24.294	12'36.752P	259,6	11:10'07.156
15	36.835	15.156	31.294	31.124	1'54.409P	262,1	11:12'01.565
16	25.232	14.854	30.173	30.781	1'41.040	263,4	11:13'42.605
17	25.166	14.814	30.121	30.828	1'40.929	264,7	11:15'23.534

12° 19 A. BAUTISTA (1'41.173)							
Lap	Seg.1	Seg.2	Seg.3	Seg.4	Lap Time	km/h	Local Time
1							10:30'17.015
2	33.690	15.348	31.473	31.476	1'51.987P	268,7	10:32'09.002
3	25.433	14.834	30.201	31.109	1'41.577	267,3	10:33'50.579
4	25.288	14.957	30.204	31.106	1'41.555	268,7	10:35'32.134
5	25.187	14.819	30.166	31.009	1'41.181	268,0	10:37'13.315
6	25.275	14.859	30.283	31.051	1'41.468	269,3	10:38'54.783
7	25.278	14.958	30.165	31.225	1'41.626	264,7	10:40'36.409
8	27.241	14.984	30.340	5'42.321	6'54.886P	268,0	10:47'31.295
9	36.940	15.084	30.473	31.045	1'53.542P	266,0	10:49'24.837
10	25.148	14.829	30.143	31.053	1'41.173	266,0	10:51'06.010
11	25.356	14.925	30.203	31.066	1'41.550	268,7	10:52'47.560
12	25.262	14.890	30.108	31.170	1'41.430	268,7	10:54'28.990
13	25.393	14.910	30.228	8'39.350	9'49.881P	269,3	11:04'18.871

24/09/2021 P = Pits In/Out - C = Lap Time Cancelled

These data/results cannot be reproduced, stored and/or transmitted in whole or in part by any manner of electronic, mechanical, photocopying, recording, broadcasting or otherwise now known or herein after developed without the previous express consent by the copyright owner, except for reproduction in daily press and regular printed publications on sale to the public within 60 days of the event related to those data/results and always provided that copyright symbol appears together as follows below.

© DORNA WSBK ORGANIZATION Srl 2021



Motul Spanish Round, 24-26 September 2021 Chronological Analysis Free Practice 1st Session

Jerez 4.423 m

3 / 5

14	31.726	15.129	30.622	31.145	1'48.622P	264,7	11:06'07.493	10	25.372	14.935	30.327	31.033	1'41.667	263,4	10:56'38.948
15	25.444	14.945	30.321	31.124	1'41.834	266,7	11:07'49.327	11	25.283	14.971	30.342	31.167	1'41.763	261,5	10:58'20.711
16	25.363	14.975	30.201	31.091	1'41.630	267,3	11:09'30.957	12	25.421	14.994	35.071	34.161	1'49.647	261,5	11:00'10.358
17	25.383	14.994	30.305	31.204	1'41.886	268,0	11:11'12.843	13	25.518	14.949	30.380	31.090	1'41.937	262,8	11:01'52.295
18	25.388	14.970	30.140	31.075	1'41.573	267,3	11:12'54.416	14	26.878	15.112	30.786	4'49.311	6'02.087P	255,9	11:07'54.382
19	25.366	14.966	30.174	31.188	1'41.694	266,7	11:14'36.110	15	32.145	15.205	31.045	31.947	1'50.342P	259,6	11:09'44.724
20	25.399	14.972	30.246	31.271	1'41.888	267,3	11:16'17.998	16	25.187	14.918	30.236	30.976	1'41.317	262,1	11:11'26.041
								17	25.224	14.923	30.340	31.312	1'41.799	262,8	11:13'07.840
								18	25.331	14.931	30.304	31.214	1'41.780	262,8	11:14'49.620

13° 32 I. VINALES (1'41.266)

Lap	Seg.1	Seg.2	Seg.3	Seg.4	Lap Time	km/h	Local Time
1							10:30'19.361
2	35.329	16.218	32.601	32.759	1'56.907P	243,2	10:32'16.268
3	25.514	15.062	30.600	31.447	1'42.623	259,0	10:33'58.891
4	25.474	15.018	30.398	31.281	1'42.171	259,6	10:35'41.062
5	25.274	14.946	30.319	30.892	1'41.431	262,1	10:37'22.493
6	25.439	14.873	33.288	31.155	1'44.755	264,1	10:39'07.248
7	25.254	14.863	30.730	11'37.292	12'48.139P	262,1	10:51'55.387
8	32.563	15.307	31.030	31.378	1'50.278P	257,1	10:53'45.665
9	25.658	15.130	30.608	5'56.778	7'08.174P	255,9	11:00'53.839
10	47.221	21.141	35.148	31.813	2'15.323P	108,7	11:03'09.162
11	25.316	15.092	30.346	30.936	1'41.690	257,8	11:04'50.852
12	29.408	18.419	32.310	31.600	1'51.737	154,5	11:06'42.589
13	25.167	14.879	30.210	31.013	1'41.269	260,9	11:08'23.858
14	26.255	15.103	31.114	32.132	1'44.604	259,6	11:10'08.462
15	25.235	14.968	30.273	31.419	1'41.895	259,0	11:11'50.357
16	34.138	16.320	31.656	31.046	1'53.160	207,3	11:13'43.517
17	25.184	14.929	30.279	30.874	1'41.266	262,8	11:15'24.783

16° 44 L. MAHIAS (1'41.512)

Lap	Seg.1	Seg.2	Seg.3	Seg.4	Lap Time	km/h	Local Time
1							10:30'40.980
2	33.823	15.915	31.671	32.267	1'53.676P	251,2	10:32'34.656
3	25.407	15.080	30.302	31.134	1'41.923	256,5	10:34'16.579
4	25.542	15.035	30.451	31.189	1'42.217	257,1	10:35'58.796
5	25.504	15.236	30.724	31.407	1'42.871	255,9	10:37'41.667
6	25.375	14.931	30.280	31.198	1'41.784	260,2	10:39'23.451
7	25.670	15.056	31.055	31.385	1'43.166	262,1	10:41'06.617
8	25.624	15.064	30.617	10'24.731	11'36.036P	258,4	10:52'42.653
9	34.723	15.595	31.327	31.197	1'52.842P	251,2	10:54'35.495
10	25.701	15.151	30.413	31.203	1'42.468	257,8	10:56'17.963
11	25.587	15.133	30.752	31.445	1'42.917	257,1	10:58'00.880
12	25.500	15.017	30.302	31.137	1'41.956	258,4	10:59'42.836
13	27.708	16.583	31.548	6'44.810	8'00.649P	198,2	11:07'43.485
14	33.926	15.066	30.464	31.098	1'50.554P	258,4	11:09'34.039
15	25.332	14.973	30.188	31.019	1'41.512	259,6	11:11'15.551
16	25.241	14.937	30.706	31.583	1'42.467	259,6	11:12'58.018
17	25.322	14.989	30.465	31.222	1'41.998	258,4	11:14'40.016

14° 36 L. MERCADO (1'41.302)

Lap	Seg.1	Seg.2	Seg.3	Seg.4	Lap Time	km/h	Local Time
1							10:30'07.909
2	32.280	15.854	32.130	31.851	1'52.115P	251,7	10:32'00.024
3	25.749	15.221	30.575	31.458	1'43.003	258,4	10:33'43.027
4	25.516	15.093	30.504	31.276	1'42.389	260,2	10:35'25.416
5	25.411	15.096	30.575	31.324	1'42.406	260,9	10:37'07.822
6	25.344	15.113	30.471	31.455	1'42.383	260,2	10:38'50.205
7	27.953	16.860	31.140	31.322	1'47.275	227,8	10:40'37.480
8	25.396	15.198	30.424	31.324	1'42.342	259,0	10:42'19.822
9	25.412	15.292	30.684	5'35.920	6'47.308P	256,5	10:49'07.130
10	34.458	15.744	32.585	31.989	1'54.776P	249,4	10:51'01.906
11	25.549	15.151	30.257	31.227	1'42.184	260,2	10:52'44.090
12	25.336	15.093	30.225	31.196	1'41.850	258,4	10:54'25.940
13	25.519	15.091	30.275	31.500	1'42.385	260,2	10:56'08.325
14	27.979	15.263	30.702	6'07.508	7'21.452P	259,0	11:03'29.777
15	38.682	15.688	31.209	31.614	1'57.193P	254,7	11:05'26.970
16	25.131	14.995	30.207	30.969	1'41.302	257,1	11:07'08.272
17	26.079	15.163	30.576	31.618	1'43.436	255,9	11:08'51.708
18	25.261	15.095	30.241	31.202	1'41.799	257,8	11:10'33.507
19	25.313	15.075	30.237	31.162	1'41.787	260,2	11:12'15.294
20	25.359	15.085	30.967	31.099	1'42.510	263,4	11:13'57.804
21	25.326	14.998	30.189	31.213	1'41.726	261,5	11:15'39.530

17° 23 C. PONSSON (1'41.591)

Lap	Seg.1	Seg.2	Seg.3	Seg.4	Lap Time	km/h	Local Time
1							10:30'17.478
2	33.098	15.690	32.144	32.385	1'53.317P	260,9	10:32'10.795
3	26.067	15.127	31.219	31.754	1'44.167	264,1	10:33'54.962
4	25.915	15.059	30.967	31.459	1'43.400	262,1	10:35'38.362
5	25.655	15.140	30.649	31.362	1'42.806	262,1	10:37'21.168
6	25.492	15.083	30.658	31.435	1'42.668	256,5	10:39'03.836
7	25.493	15.132	30.605	31.388	1'42.618	260,2	10:40'46.454
8	25.513	15.072	30.554	31.638	1'42.777	262,1	10:42'29.231
9	27.035	15.680	31.401	6'09.995	7'24.111P	240,5	10:49'53.342
10	35.062	15.796	32.043	32.551	1'55.452P	254,1	10:51'48.794
11	25.782	15.229	30.754	31.621	1'43.386	257,1	10:53'32.180
12	25.591	15.153	30.805	31.528	1'43.077	259,6	10:55'15.257
13	25.616	15.108	30.615	31.379	1'42.718	258,4	10:56'57.975
14	25.512	15.047	30.552	31.354	1'42.465	260,2	10:58'40.440
15	27.055	15.782	33.860	7'35.517	8'52.214P	247,7	11:07'32.654
16	36.808	16.132	32.408	33.154	1'58.502P	251,7	11:09'31.156
17	25.511	14.974	30.309	31.060	1'41.854	262,1	11:11'13.010
18	25.440	14.891	30.357	31.055	1'41.743	262,1	11:12'54.753
19	25.292	14.951	30.351	30.997	1'41.591	262,8	11:14'36.344
20	25.317	14.958	30.272	31.493	1'42.040	259,6	11:16'18.384

15° 94 J. FOLGER (1'41.317)

Lap	Seg.1	Seg.2	Seg.3	Seg.4	Lap Time	km/h	Local Time
1							10:30'18.787
2	34.184	15.482	32.514	32.950	1'55.130P	262,1	10:32'13.917
3	26.228	14.905	30.518	31.199	1'42.850	264,1	10:33'56.767
4	25.493	14.908	30.683	31.386	1'42.470	264,1	10:35'39.237
5	25.488	14.899	33.102	31.241	1'44.730	266,7	10:37'23.967
6	25.422	14.903	30.803	31.165	1'42.293	264,7	10:39'06.260
7	25.481	15.537	32.564	3'43.333	4'56.915P	226,9	10:44'03.175
8	31.482	15.166	34.574	7'43.973	9'05.195P	257,1	10:53'08.370
9	31.182	15.210	31.145	31.374	1'48.911P	258,4	10:54'57.281

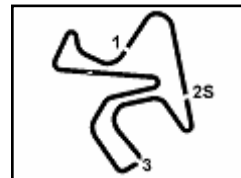
18° 3 K. NOZANE (1'41.853)

Lap	Seg.1	Seg.2	Seg.3	Seg.4	Lap Time	km/h	Local Time
1							10:30'17.541
2	33.203	15.655	32.150	32.041	1'53.049P	259,6	10:32'10.590
3	26.109	15.234	31.406	31.793	1'44.542	262,1	10:33'55.132
4	25.961	14.996	31.207	31.485	1'43.649	263,4	10:35'38.781
5	25.549	15.010	30.701	31.362	1'42.622	263,4	10:37'21.403
6	25.521	15.020	30.581	31.549	1'42.671	265,4	10:39'04.074
7	27.356	15.191	30.656	31.586	1'44.789	259,6	10:40'48.863
8	25.570	15.105	30.645	31.377	1'42.697	260,9	10:42'31.560

24/09/2021 P = Pits In/Out - C = Lap Time Cancelled

These data/results cannot be reproduced, stored and/or transmitted in whole or in part by any manner of electronic, mechanical, photocopying, recording, broadcasting or otherwise now known or herein after developed without the previous express consent by the copyright owner, except for reproduction in daily press and regular printed publications on sale to the public within 60 days of the event related to those data/results and always provided that copyright symbol appears together as follows below.

© DORNA WSBK ORGANIZATION Srl 2021



Jerez 4.423 m

4 / 5
Motul Spanish Round, 24-26 September 2021
Chronological Analysis Free Practice 1st Session

9	25.763	15.064	30.623	31.543	1'42.993	260,9	10:44'14.553	2	34.704	17.729	34.228	32.971	1'59.632P	221,3	10:32'13.321
10	25.601	15.078	30.498	31.359	1'42.536	262,1	10:45'57.089	3	27.971	15.630	32.543	34.919	1'51.063	247,1	10:34'04.384
11	25.657	15.130	30.790	31.496	1'43.073	259,0	10:47'40.162	4	26.100	15.090	31.020	31.656	1'43.866	264,7	10:35'48.250
12	26.441	15.904	32.129	9'01.996	10'16.470P	203,0	10:57'56.632	5	26.264	16.252	31.261	31.474	1'45.251	247,1	10:37'33.501
13	37.379	15.480	31.173	31.583	1'55.615P	259,6	10:59'52.247	6	25.791	15.113	30.735	31.440	1'43.079	262,1	10:39'16.580
14	25.405	15.012	30.476	31.158	1'42.051	259,0	11:01'34.298	7	25.580	15.116	30.738	31.529	1'42.963	257,8	10:40'59.543
15	25.262	15.036	30.325	31.230	1'41.853	259,6	11:03'16.151	8	25.520	15.076	30.724	31.337	1'42.657	260,9	10:42'42.200
16	25.724	15.182	30.636	31.285	1'42.827	257,8	11:04'58.978	9	25.636	15.061	30.559	31.247	1'42.503	262,8	10:44'24.703
17	25.615	15.059	30.557	31.248	1'42.479	259,6	11:06'41.457	10	27.765	15.211	31.223	7'18.336	8'32.535P	261,5	10:52'57.238
18	25.500	15.080	30.506	31.195	1'42.281	260,2	11:08'23.738	11	32.930	15.306	31.281	32.534	1'52.051P	260,9	10:54'49.289
19	25.496	15.237	30.947	31.757	1'43.437	256,5	11:10'07.175	12	25.848	15.121	30.513	31.517	1'42.999	262,1	10:56'32.288
20	25.621	15.172	30.672	31.611	1'43.076	260,2	11:11'50.251	13	25.620	15.078	30.486	31.576	1'42.760	262,8	10:58'15.048
21	25.600	15.150	30.742	31.314	1'42.806	258,4	11:13'33.057	14	25.648	15.112	30.609	31.701	1'43.070	262,8	10:59'58.118
22	25.733	15.097	30.886	31.312	1'43.028	259,0	11:15'16.085	15	26.663	15.452	31.884	4'58.880	6'12.879P	257,8	11:06'10.997

19° 17 M. FRITZ (1'41.955)

Lap	Seg.1	Seg.2	Seg.3	Seg.4	Lap Time	km/h	Local Time
-----	-------	-------	-------	-------	----------	------	------------

1							10:30'29.330
2	31.677	15.469	31.775	32.307	1'51.228P	254,7	10:32'20.558
3	26.057	15.310	30.613	31.545	1'43.525	255,9	10:34'04.083
4	25.818	15.208	30.968	31.875	1'43.869	256,5	10:35'47.952
5	28.271	15.351	30.872	31.970	1'46.464	256,5	10:37'34.416
6	25.773	15.179	30.684	31.531	1'43.167	255,3	10:39'17.583
7	25.960	15.139	30.969	8'09.004	9'21.072P	259,0	10:48'38.655
8	31.570	15.718	31.653	6'11.229	7'30.170P	248,8	10:56'08.825
9	31.960	15.449	30.829	31.657	1'49.895P	254,1	10:57'58.720
10	25.520	15.109	30.417	31.409	1'42.455	257,1	10:59'41.175
11	25.403	15.319	30.400	31.715	1'42.837	254,7	11:01'24.012
12	25.661	15.155	30.644	31.343	1'42.803	254,1	11:03'06.815
13	25.460	15.129	30.795	31.503	1'42.887	257,1	11:04'49.702
14	25.693	16.114	31.731	31.649	1'45.187	227,8	11:06'34.889
15	25.459	15.168	30.440	31.487	1'42.554	253,5	11:08'17.443
16	25.351	15.011	30.362	31.231	1'41.955	258,4	11:09'59.398
17	28.330	16.870	32.191	34.334	1'51.725	251,7	11:11'51.123
18	25.519	15.145	30.354	31.234	1'42.252	259,0	11:13'33.375
19	25.511	15.117	30.976	31.490	1'43.094	263,4	11:15'16.469

20° 50 E. LAVERTY (1'42.288)

Lap	Seg.1	Seg.2	Seg.3	Seg.4	Lap Time	km/h	Local Time
-----	-------	-------	-------	-------	----------	------	------------

1							10:30'02.093
2	30.845	15.361	31.329	31.483	1'49.018P	259,0	10:31'51.111
3	25.439	14.963	30.515	31.481	1'42.398	265,4	10:33'33.509
4	25.545	15.061	30.766	31.407	1'42.779	264,7	10:35'16.288
5	25.489	15.122	30.649	31.453	1'42.713	262,1	10:36'59.001
6	25.480	15.179	30.643	31.632	1'42.934	262,8	10:38'41.935
7	25.348	15.150	30.570	31.456	1'42.524	263,4	10:40'24.459
8	27.298	15.524	31.110	7'25.803	8'39.735P	256,5	10:49'04.194
9	35.427	16.154	32.562	32.176	1'56.319P	235,3	10:51'00.513
10	25.530	15.095	30.526	31.403	1'42.554	262,1	10:52'43.067
11	25.529	15.091	30.541	31.555	1'42.716	262,8	10:54'25.783
12	25.313	15.061	30.387	31.527	1'42.288	264,1	10:56'08.071
13	25.386	15.258	30.628	31.563	1'42.835	259,6	10:57'50.906
14	29.047	15.817	31.243	5'35.114	6'51.221P	254,1	11:04'42.127
15	37.521	16.451	32.313	32.014	1'58.299P	232,3	11:06'40.426
16	25.499	15.167	30.595	31.545	1'42.806	257,1	11:08'23.232
17	25.959	15.198	34.281	32.683	1'48.121	260,9	11:10'11.353
18	25.542	15.127	30.609	31.570	1'42.848	262,1	11:11'54.201
19	25.487	15.158	30.677	31.576	1'42.898	261,5	11:13'37.099
20	29.077	15.063	30.515	31.623	1'46.278	264,7	11:15'23.377

21° 76 S. CAVALIERI (1'42.503)

Lap	Seg.1	Seg.2	Seg.3	Seg.4	Lap Time	km/h	Local Time
-----	-------	-------	-------	-------	----------	------	------------

1							10:30'13.689
---	--	--	--	--	--	--	--------------

2	34.704	17.729	34.228	32.971	1'59.632P	221,3	10:32'13.321
3	27.971	15.630	32.543	34.919	1'51.063	247,1	10:34'04.384
4	26.100	15.090	31.020	31.656	1'43.866	264,7	10:35'48.250
5	26.264	16.252	31.261	31.474	1'45.251	247,1	10:37'33.501
6	25.791	15.113	30.735	31.440	1'43.079	262,1	10:39'16.580
7	25.580	15.116	30.738	31.529	1'42.963	257,8	10:40'59.543
8	25.520	15.076	30.724	31.337	1'42.657	260,9	10:42'42.200
9	25.636	15.061	30.559	31.247	1'42.503	262,8	10:44'24.703
10	27.765	15.211	31.223	7'18.336	8'32.535P	261,5	10:52'57.238
11	32.930	15.306	31.281	32.534	1'52.051P	260,9	10:54'49.289
12	25.848	15.121	30.513	31.517	1'42.999	262,1	10:56'32.288
13	25.620	15.078	30.486	31.576	1'42.760	262,8	10:58'15.048
14	25.648	15.112	30.609	31.701	1'43.070	262,8	10:59'58.118
15	26.663	15.452	31.884	4'58.880	6'12.879P	257,8	11:06'10.997
16	33.984	16.778	32.665	36.992	2'00.419P	248,8	11:08'11.416
17	29.256	17.142	34.883	36.041	1'57.322	198,2	11:10'08.738
18	25.704	15.011	30.617	31.550	1'42.882	263,4	11:11'51.620
19	25.638	15.061	30.671	31.467	1'42.837	266,0	11:13'34.457
20	25.639	15.032	30.810	31.390	1'42.871	264,1	11:15'17.328

22° 9 A. MANTOVANI (1'42.518)

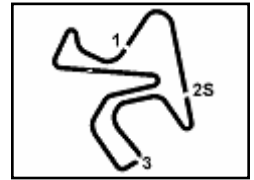
Lap	Seg.1	Seg.2	Seg.3	Seg.4	Lap Time	km/h	Local Time
-----	-------	-------	-------	-------	----------	------	------------

1							10:30'37.454
2	37.333	16.309	33.010	32.821	1'59.473P	241,6	10:32'36.927
3	26.093	15.264	31.039	31.788	1'44.184	256,5	10:34'21.111
4	25.733	15.190	31.440	31.821	1'44.184	255,3	10:36'05.295
5	25.701	15.272	32.585	7'31.280	8'44.838P	252,9	10:44'50.133
6	35.123	15.685	31.798	32.060	1'54.666P	251,7	10:46'44.799
7	26.008	15.247	30.977	31.800	1'44.032	254,1	10:48'28.831
8	25.647	15.251	31.048	32.133	1'44.079	252,9	10:50'12.910
9	25.739	15.265	30.928	31.838	1'43.770	252,9	10:51'56.680
10	25.750	15.225	31.069	31.757	1'43.801	253,5	10:53'40.481
11	25.674	15.249	30.904	32.050	1'43.877	254,7	10:55'24.358
12	25.779	15.424	30.761	31.427	1'43.391	258,4	10:57'07.749
13	25.653	15.256	30.697	31.691	1'43.297	255,9	10:58'51.046
14	25.773	15.221	30.826	31.962	1'43.782	255,3	11:00'34.828
15	28.896	16.071	34.879	6'21.212	7'41.058P	242,2	11:08'15.886
16	37.428	15.559	31.234	31.805	1'56.026P	253,5	11:10'11.912
17	25.453	15.014	30.626	31.425	1'42.518	258,4	11:11'54.430
18	25.408	15.167	30.855	31.622	1'43.052	257,1	11:13'37.482
19	25.537	15.160	30.504	31.675	1'42.876	254,7	11:15'20.358

23° 84 L. CRESSON (1'43.483)

Lap	Seg.1	Seg.2	Seg.3	Seg.4	Lap Time	km/h	Local Time
-----	-------	-------	-------	-------	----------	------	------------

1							10:30'15.611
2	33.532	16.540	34.963	33.145	1'58.180P	238,9	10:32'13.791
3	26.869	15.222	31.221	32.194	1'45.506	257,1	10:33'59.297
4	25.967	15.324	31.087	32.063	1'44.441	256,5	10:35'43.738
5	31.384	16.929	31.263	32.023	1'51.599	256,5	10:37'35.337
6	26.084	15.432	31.087	31.810	1'44.413	253,5	10:39'19.750
7	25.986	15.250	30.964	31.805	1'44.005	257,8	10:41'03.755
8	25.928	15.214	30.939	31.948	1'44.029C	259,0	10:42'47.784
9	28.317	15.602	32.365	8'38.802	9'55.086P	253,5	10:52'42.870



20 25.855 15.316 30.740 31.628 1'43.539 252,9 11:15'33.429

24°		83 L. EPIS (1'45.598)					
Lap	Seg.1	Seg.2	Seg.3	Seg.4	Lap Time	km/h	Local Time
1							10:30'06.308
2	33.472	16.336	34.503	6'29.895	7'54.206P	240,0	10:38'00.514
3	34.308	16.298	35.385	34.297	2'00.288P	240,5	10:40'00.802
4	27.691	15.817	32.526	33.003	1'49.037	247,1	10:41'49.839
5	27.005	15.730	32.174	32.844	1'47.753	249,4	10:43'37.592
6	26.612	15.615	31.934	33.102	1'47.263	251,7	10:45'24.855
7	28.247	16.998	36.321	14'16.452	15'38.018P	233,3	11:01'02.873
8	36.608	15.986	32.725	33.051	1'58.370P	244,9	11:03'01.243
9	26.626	15.699	31.691	32.706	1'46.722	248,3	11:04'47.965
10	27.619	15.837	32.302	32.750	1'48.508	242,2	11:06'36.473
11	26.325	15.541	31.491	32.517	1'45.874	249,4	11:08'22.347
12	26.751	15.939	41.158	2'59.750	4'23.598P	235,8	11:12'45.945
13	40.065	16.011	33.438	35.211	2'04.725P	248,8	11:14'50.670
14	26.522	15.485	31.297	32.294	1'45.598	251,2	11:16'36.268

24/09/2021 P = Pits In/Out - C = Lap Time Cancelled

These data/results cannot be reproduced, stored and/or transmitted in whole or in part by any manner of electronic, mechanical, photocopying, recording, broadcasting or otherwise now known or herein after developed without the previous express consent by the copyright owner, except for reproduction in daily press and regular printed publications on sale to the public within 60 days of the event related to those data/results and always provided that copyright symbol appears together as follows below.

© DORNA WSBK ORGANIZATION Srl 2021

