



Motul Spanish Round, 24-26 September 2021

Chronological Analysis Free Practice 2nd Session

Jerez 4.423 m

1 / 5

1° J. REA (1'39.671)							
Lap	Seg.1	Seg.2	Seg.3	Seg.4	Lap Time	km/h	Local Time
1							14:59'57.626
2	32.845	15.237	30.654	31.478	1'50.214P	260,9	15:01'47.840
3	25.096	14.816	29.971	30.601	1'40.484	262,8	15:03'28.324
4	24.919	14.746	29.815	30.627	1'40.107	265,4	15:05'08.431
5	24.979	14.843	29.870	30.632	1'40.324	262,8	15:06'48.755
6	24.987	14.774	29.818	30.632	1'40.211	264,7	15:08'28.966
7	25.012	14.811	29.948	30.650	1'40.421	264,7	15:10'09.387
8	25.055	14.790	29.998	30.686	1'40.529	265,4	15:11'49.916
9	25.215	14.837	29.957	30.645	1'40.654	262,1	15:13'30.570
10	25.090	14.780	29.854	30.668	1'40.392	264,1	15:15'10.962
11	25.075	14.815	29.969	30.810	1'40.669	264,1	15:16'51.631
12	25.180	14.815	29.962	30.717	1'40.674	265,4	15:18'32.305
13	28.887	19.642	31.311	10'03.291	11'23.131P	185,9	15:29'55.436
14	31.142	15.198	30.864	31.533	1'48.737P	260,9	15:31'44.173
15	25.090	14.952	30.026	30.728	1'40.796	261,5	15:33'24.969
16	25.189	14.854	29.983	30.755	1'40.781	262,1	15:35'05.750
17	25.188	14.826	29.928	30.760	1'40.702	262,8	15:36'46.452
18	26.220	15.640	31.312	1'20.640	2'33.812P	263,4	15:39'20.264
19	31.809	14.955	30.524	30.874	1'48.162P	264,1	15:41'08.426
20	24.772	14.771	29.679	30.449	1'39.671	262,8	15:42'48.097
21	28.652	15.930	37.745	51.958	2'14.285	226,4	15:45'02.382

14	25.147	16.422	34.929	39.152	1'55.650C	206,5	15:39'01.517
15	28.476	17.603	32.557	33.476	1'52.112	259,0	15:40'53.629
16	25.370	14.994	30.624	31.857	1'42.845	261,5	15:42'36.474
17	25.257	14.908	29.992	30.977	1'41.134	263,4	15:44'17.608
18	25.303	14.905	30.046	30.851	1'41.105	264,1	15:45'58.713

4° 45 S. REDDING (1'40.342)							
Lap	Seg.1	Seg.2	Seg.3	Seg.4	Lap Time	km/h	Local Time
1							15:01'09.819
2	31.834	15.431	31.378	31.625	1'50.268P	262,8	15:03'00.087
3	25.350	14.938	30.332	30.904	1'41.524C	267,3	15:04'41.611
4	25.235	14.904	30.191	30.819	1'41.149	268,0	15:06'22.760
5	25.094	14.826	30.137	30.758	1'40.815	268,0	15:08'03.575
6	25.074	14.896	30.185	30.876	1'41.031	268,0	15:09'44.606
7	25.065	14.905	29.984	30.762	1'40.716	268,0	15:11'25.322
8	25.023	14.865	29.991	30.644	1'40.523	268,0	15:13'05.845
9	25.096	14.793	30.031	30.651	1'40.571	268,0	15:14'46.416
10	25.148	14.842	30.077	30.677	1'40.744	268,0	15:16'27.160
11	25.100	14.854	30.054	30.755	1'40.763	266,7	15:18'07.923
12	25.227	14.909	30.043	30.683	1'40.862	266,7	15:19'48.785
13	25.146	14.876	29.974	30.612	1'40.608	268,7	15:21'29.393
14	25.166	14.889	30.250	30.792	1'41.097	269,3	15:23'10.490
15	25.170	14.854	30.022	30.810	1'40.856	269,3	15:24'51.346
16	25.218	14.867	30.235	30.870	1'41.190	270,0	15:26'32.536
17	25.392	14.893	30.025	30.808	1'41.118C	268,0	15:28'13.654
18	25.189	14.985	30.123	30.836	1'41.133	268,0	15:29'54.787
19	27.013	15.219	31.421	5'07.067	6'20.720P	266,7	15:36'15.507
20	31.762	15.037	30.586	31.179	1'48.564P	266,0	15:38'04.071
21	27.491	15.254	32.365	32.645	1'47.755	259,6	15:39'51.826
22	25.107	14.869	29.861	30.560	1'40.397	267,3	15:41'32.223
23	25.194	14.819	29.862	30.696	1'40.571	268,7	15:43'12.794
24	25.091	14.837	29.845	30.569	1'40.342	267,3	15:44'53.136

2° 21 M. RINALDI (1'40.070)							
Lap	Seg.1	Seg.2	Seg.3	Seg.4	Lap Time	km/h	Local Time
1							15:00'49.215
2	31.435	15.251	31.087	31.470	1'49.243P	261,5	15:02'38.458
3	25.206	15.395	30.583	31.261	1'42.445C	260,9	15:04'20.903
4	25.352	14.971	30.029	30.960	1'41.312	262,8	15:06'02.215
5	25.074	14.887	29.911	30.910	1'40.782	266,0	15:07'42.997
6	25.052	14.869	29.862	30.764	1'40.547	264,7	15:09'23.544
7	26.428	15.463	31.132	6'01.895	7'14.918P	262,1	15:16'38.462
8	32.987	14.989	31.299	30.905	1'50.180P	264,1	15:18'28.642
9	27.371	15.595	30.219	30.956	1'44.141	260,9	15:20'12.783
10	24.941	14.748	29.792	30.693	1'40.174	264,7	15:21'52.957
11	24.913	14.751	29.959	31.807	1'41.430	264,1	15:23'34.387
12	24.984	14.774	29.835	30.616	1'40.209	264,7	15:25'14.596
13	25.022	14.781	29.749	30.559	1'40.111	264,1	15:26'54.707
14	25.089	14.792	29.750	30.678	1'40.309	263,4	15:28'35.016
15	24.995	14.759	29.801	30.515	1'40.070	266,0	15:30'15.086
16	26.936	15.786	32.162	5'33.275	6'48.159P	257,1	15:37'03.245
17	32.357	15.117	34.277	38.560	2'00.311CP	261,5	15:39'03.556
18	25.381	14.863	30.828	30.831	1'41.903	265,4	15:40'45.459
19	24.964	14.773	29.818	30.728	1'40.283	263,4	15:42'25.742
20	25.257	14.939	30.097	31.159	1'41.452	262,8	15:44'07.194
21	25.083	14.839	30.069	30.802	1'40.793	264,7	15:45'47.987

5° 19 A. BAUTISTA (1'40.349)							
Lap	Seg.1	Seg.2	Seg.3	Seg.4	Lap Time	km/h	Local Time
1							15:00'09.131
2	33.019	15.013	30.596	31.200	1'49.828P	270,0	15:01'58.959
3	25.333	14.799	29.995	30.684	1'40.811	270,0	15:03'39.770
4	25.057	14.755	30.059	30.784	1'40.655	270,7	15:05'20.425
5	25.128	14.647	29.926	30.648	1'40.349	272,0	15:07'00.774
6	25.111	14.798	30.026	30.851	1'40.786	270,7	15:08'41.560
7	25.216	14.719	30.047	30.852	1'40.834	274,1	15:10'22.394
8	26.744	15.118	30.554	6'06.684	7'19.100P	268,0	15:17'41.494
9	32.324	15.015	30.185	30.927	1'48.451P	265,4	15:19'29.945
10	25.257	14.807	30.063	30.711	1'40.838	269,3	15:21'10.783
11	25.150	14.796	29.916	30.848	1'40.710	269,3	15:22'51.493
12	25.122	14.762	30.075	31.341	1'41.300	270,0	15:24'32.793
13	25.252	14.824	29.951	30.755	1'40.782	270,0	15:26'13.575
14	25.188	14.755	29.963	30.811	1'40.717	270,7	15:27'54.292
15	25.264	14.775	29.888	6'09.314	7'19.241P	270,7	15:35'13.533
16	32.729	14.907	30.047	30.762	1'48.445P	270,0	15:37'01.978

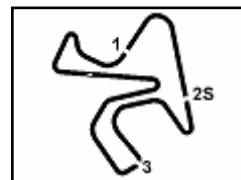
3° 91 L. HASLAM (1'40.328)							
Lap	Seg.1	Seg.2	Seg.3	Seg.4	Lap Time	km/h	Local Time
1		14.898	30.618	32.784		268,7	15:01'49.774
2	25.277	14.705	29.911	30.688	1'40.581	266,7	15:03'30.355
3	25.348	15.540	30.624	30.858	1'42.370	254,7	15:05'12.725
4	25.096	14.711	29.924	30.597	1'40.328	268,7	15:06'53.053
5	25.333	14.767	31.896	8'57.616	10'09.612P	268,7	15:17'02.665
6	33.932	16.017	32.482	31.511	1'53.942P	233,8	15:18'56.607
7	25.323	15.532	32.009	31.383	1'44.247	257,8	15:20'40.854
8	29.649	17.425	33.059	33.153	1'53.286	212,6	15:22'34.140
9	27.562	18.136	33.462	31.409	1'50.569	225,9	15:24'24.709
10	25.147	14.745	30.001	30.755	1'40.648	267,3	15:26'05.357
11	27.477	15.953	31.492	6'12.289	7'27.211P	243,2	15:33'32.568
12	33.257	15.138	31.704	32.330	1'52.429P	262,8	15:35'24.997
13	25.156	14.837	30.065	30.812	1'40.870	266,0	15:37'05.867

6° 22 A. LOWES (1'40.352)							
Lap	Seg.1	Seg.2	Seg.3	Seg.4	Lap Time	km/h	Local Time
1							15:02'11.916
2	33.834	15.434	30.746	30.990	1'51.004CP	261,5	15:04'02.920
3	25.116	14.803	30.111	30.697	1'40.727	268,0	15:05'43.647
4	25.798	15.263	30.879	2'43.083	3'55.023P	261,5	15:09'38.670
5	32.571	15.027	30.376	31.079	1'49.053P	264,7	15:11'27.723
6	25.358	14.846	30.074	30.715	1'40.993	266,7	15:13'08.716
7	25.125	14.769	29.832	30.626	1'40.352	265,4	15:14'49.068
8	25.152	14.843	30.192	30.925	1'41.112	264,1	15:16'30.180
9	25.094	14.855	30.092	30.715	1'40.756	264,7	15:18'10.936

24/09/2021 P = Pits In/Out - C = Lap Time Cancelled

These data/results cannot be reproduced, stored and/or transmitted in whole or in part by any manner of electronic, mechanical, photocopying, recording, broadcasting or otherwise now known or herein after developed without the previous express consent by the copyright owner, except for reproduction in daily press and regular printed publications on sale to the public within 60 days of the event related to those data/results and always provided that copyright symbol appears together as follows below.

© DORNA WSBK ORGANIZATION Srl 2021



Jerez 4.423 m

Motul Spanish Round, 24-26 September 2021 Chronological Analysis Free Practice 2nd Session

2 / 5

10	27.058	15.607	32.370	7'36.768	8'51.803P	255,3	15:27'02.739	4	25.188	14.980	30.023	30.971	1'41.162	263,4	15:05'34.785
11	35.228	15.095	30.425	31.163	1'51.911P	262,8	15:28'54.650	5	25.150	14.806	30.160	30.782	1'40.898	263,4	15:07'15.683
12	25.073	14.846	29.973	30.773	1'40.665	265,4	15:30'35.315	6	29.058	15.149	30.563	5'30.676	6'45.446P	260,9	15:14'01.129
13	25.212	14.764	29.878	30.783	1'40.637	265,4	15:32'15.952	7	37.469	15.111	30.494	30.948	1'54.022P	261,5	15:15'55.151
14	25.056	14.839	29.909	30.805	1'40.609	264,7	15:33'56.561	8	26.480	15.968	30.985	31.031	1'44.464	244,9	15:17'39.615
15	25.909	14.988	30.228	30.964	1'42.089	264,1	15:35'38.650	9	25.151	14.874	30.074	30.681	1'40.780	262,8	15:19'20.395
16	25.182	14.826	29.868	30.841	1'40.717	266,0	15:37'19.367	10	25.125	14.854	29.945	30.821	1'40.745	264,1	15:21'01.140
17	25.169	14.817	29.919	31.626	1'41.531C	263,4	15:39'00.898	11	25.334	14.922	30.352	6'33.532	7'44.140P	262,1	15:28'45.280

7° 54 T. RAZGATLIOGLU (1'40.353)

Lap	Seg.1	Seg.2	Seg.3	Seg.4	Lap Time	km/h	Local Time
1							15:00'18.711
2	32.800	15.398	31.874	31.458	1'51.530P	255,3	15:02'10.241
3	26.521	15.121	31.058	31.167	1'43.867	262,8	15:03'54.108
4	24.986	14.944	30.063	30.849	1'40.842	264,7	15:05'34.950
5	25.140	14.825	30.188	6'44.513	7'54.666P	266,7	15:13'29.616
6	31.425	15.679	31.283	31.440	1'49.827P	254,1	15:15'19.443
7	25.086	14.802	29.865	30.810	1'40.563	263,4	15:17'00.006
8	25.052	14.825	29.883	30.652	1'40.412	264,1	15:18'40.418
9	26.329	14.967	30.122	31.410	1'42.828	265,4	15:20'23.246
10	25.056	14.786	30.050	30.626	1'40.518	264,1	15:22'03.764
11	25.000	14.880	30.065	30.749	1'40.694	264,7	15:23'44.458
12	25.062	14.861	30.010	30.716	1'40.649	264,7	15:25'25.107
13	25.158	14.831	29.958	30.807	1'40.754	264,7	15:27'05.861
14	25.185	14.999	30.090	30.879	1'41.153	263,4	15:28'47.014
15	25.216	14.931	30.086	30.876	1'41.109	264,1	15:30'28.123
16	25.145	14.898	30.052	30.772	1'40.867	264,1	15:32'08.990
17	27.485	15.468	32.478	8'06.537	9'21.968P	257,1	15:41'30.958
18	29.729	15.044	30.395	30.850	1'46.018P	262,8	15:43'16.974
19	25.055	14.838	29.894	30.566	1'40.353	266,7	15:44'57.329
20	25.208	14.822	30.322	30.748	1'41.100	268,7	15:46'38.429

10° 60 M. VAN DER MARK (1'40.858)

Lap	Seg.1	Seg.2	Seg.3	Seg.4	Lap Time	km/h	Local Time
1							14:59'58.370
2	32.212	15.197	30.749	31.448	1'49.606P	264,7	15:01'47.976
3	25.306	14.853	31.006	30.943	1'42.108	266,7	15:03'30.084
4	25.186	14.912	30.083	30.677	1'40.858	264,7	15:05'10.942
5	25.213	14.834	30.239	31.475	1'41.761	266,7	15:06'52.703
6	25.294	14.876	30.243	30.758	1'41.171	264,1	15:08'33.874
7	30.506	16.397	31.198	7'33.255	8'51.356P	198,2	15:17'25.230
8	33.491	17.741	31.506	33.178	1'55.916P	224,1	15:19'21.146
9	25.474	14.933	30.181	30.867	1'41.455	263,4	15:21'02.601
10	25.475	14.930	30.275	30.862	1'41.542	262,1	15:22'44.143
11	25.214	14.955	30.194	30.806	1'41.169	261,5	15:24'25.312
12	25.307	14.981	30.193	30.832	1'41.313	262,1	15:26'06.625
13	28.531	15.707	31.259	5'16.953	6'32.450P	244,9	15:32'39.075
14	31.141	15.085	30.353	30.941	1'47.520P	259,0	15:34'26.595
15	25.343	14.962	30.273	30.906	1'41.484	260,2	15:36'08.079
16	25.310	15.031	30.175	30.957	1'41.473	260,2	15:37'49.552
17	28.897	15.236	30.530	31.015	1'45.678	261,5	15:39'35.230
18	25.349	15.001	30.274	31.057	1'41.681	260,9	15:41'16.911
19	25.407	15.012	35.259	31.649	1'47.327	259,6	15:43'04.238
20	25.432	14.972	30.294	30.985	1'41.683	260,2	15:44'45.921
21	27.969	15.331	30.497	31.563	1'45.360	255,3	15:46'31.281

8° 55 A. LOCATELLI (1'40.601)

Lap	Seg.1	Seg.2	Seg.3	Seg.4	Lap Time	km/h	Local Time
1							15:00'37.417
2	31.182	15.210	30.639	31.111	1'48.142P	262,8	15:02'25.559
3	25.221	14.861	30.407	30.765	1'41.254	265,4	15:04'06.813
4	25.006	14.792	30.147	30.708	1'40.653	265,4	15:05'47.466
5	25.038	14.846	30.191	30.712	1'40.787	266,0	15:07'28.253
6	24.995	14.832	30.177	30.791	1'40.795	264,7	15:09'09.048
7	24.981	14.867	30.037	30.754	1'40.639	264,1	15:10'49.687
8	25.159	14.895	30.083	30.766	1'40.903	262,1	15:12'30.590
9	25.110	14.948	30.172	30.805	1'41.035	264,1	15:14'11.625
10	25.193	14.912	30.113	5'51.199	7'01.417P	263,4	15:21'13.042
11	32.584	15.097	30.411	30.974	1'49.066P	262,8	15:23'02.108
12	25.046	14.934	30.063	30.774	1'40.817	263,4	15:24'42.925
13	24.995	14.901	30.058	30.801	1'40.755	265,4	15:26'23.680
14	25.120	14.953	30.191	31.007	1'41.271C	264,1	15:28'04.951
15	25.185	14.975	30.136	30.912	1'41.208	264,7	15:29'46.159
16	25.134	14.990	30.227	30.925	1'41.276	262,8	15:31'27.435
17	25.191	15.063	30.279	30.888	1'41.421	262,8	15:33'08.856
18	25.173	15.000	30.272	30.899	1'41.344	264,1	15:34'50.200
19	25.118	15.017	30.173	30.881	1'41.189	264,1	15:36'31.389
20	26.673	15.839	31.486	3'37.701	4'51.699P	251,2	15:41'23.088
21	31.800	15.750	31.791	31.122	1'50.463P	249,4	15:43'13.551
22	25.160	14.853	29.994	30.594	1'40.601	264,7	15:44'54.152
23	25.099	14.863	29.981	30.739	1'40.682	266,0	15:46'34.834

9° 31 G. GERLOFF (1'40.745)

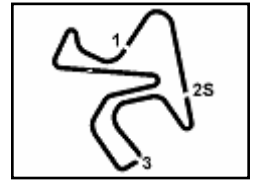
Lap	Seg.1	Seg.2	Seg.3	Seg.4	Lap Time	km/h	Local Time
1							15:00'15.337
2	35.611	15.622	31.836	32.505	1'55.574P	258,4	15:02'10.911
3	26.125	15.174	30.401	31.012	1'42.712	263,4	15:03'53.623

24/09/2021 P = Pits In/Out - C = Lap Time Cancelled

These data/results cannot be reproduced, stored and/or transmitted in whole or in part by any manner of electronic, mechanical, photocopying, recording, broadcasting or otherwise now known or herein after developed without the previous express consent by the copyright owner, except for reproduction in daily press and regular printed publications on sale to the public within 60 days of the event related to those data/results and always provided that copyright symbol appears together as follows below.

© DORNA WSBK ORGANIZATION Srl 2021




Motul Spanish Round, 24-26 September 2021
Chronological Analysis Free Practice 2nd Session

Jerez 4.423 m

3 / 5

20	25.298	14.909	30.265	31.067	1'41.539	267,3	15:37'39.560	8	27.209	15.208	30.562	9'11.458	10'24.437P	261,5	15:20'46.491
21	25.322	14.877	30.297	31.034	1'41.530C	263,4	15:39'21.090	9	34.233	15.616	41.798	31.749	2'03.396P	255,3	15:22'49.887
22	25.349	14.996	30.331	35.021	1'45.697	264,7	15:41'06.787	10	25.625	15.136	30.681	10'02.332	11'13.774P	258,4	15:34'03.661

12° 11 L. BAZ (1'41.138)

Lap	Seg.1	Seg.2	Seg.3	Seg.4	Lap Time	km/h	Local Time
1							15:00'02.062
2	31.449	15.644	32.023	31.821	1'50.937P	263,4	15:01'52.999
3	25.480	14.980	30.511	31.013	1'41.984	264,7	15:03'34.983
4	25.611	14.952	30.379	30.977	1'41.919	266,7	15:05'16.902
5	25.457	14.930	30.456	31.171	1'42.014	268,0	15:06'58.916
6	25.288	14.884	30.202	31.043	1'41.417	264,7	15:08'40.333
7	25.275	14.942	30.297	30.998	1'41.512	264,7	15:10'21.845
8	28.165	15.121	30.585	6'32.451	7'46.322P	265,4	15:18'08.167
9	33.094	15.380	30.997	31.702	1'51.173P	259,6	15:19'59.340
10	25.235	14.959	30.343	31.198	1'41.735	262,1	15:21'41.075
11	25.378	14.917	30.372	31.190	1'41.857	262,8	15:23'22.932
12	25.294	15.022	30.180	31.179	1'41.675	262,1	15:25'04.607
13	25.283	14.928	30.317	31.070	1'41.598	263,4	15:26'46.205
14	25.314	14.939	30.253	31.094	1'41.600	262,8	15:28'27.805
15	25.239	14.953	30.214	31.068	1'41.474	264,1	15:30'09.279
16	25.485	14.979	30.211	31.265	1'41.940	262,8	15:31'51.219
17	25.372	14.953	30.156	31.015	1'41.496	262,8	15:33'32.715
18	25.323	14.939	30.281	31.063	1'41.606	263,4	15:35'14.321
19	25.191	14.904	30.224	31.012	1'41.331	263,4	15:36'55.652
20	25.273	14.907	30.209	31.020	1'41.409	263,4	15:38'37.061
21	25.244	14.947	30.211	31.169	1'41.571	262,8	15:40'18.632
22	25.173	14.923	30.190	31.174	1'41.460	263,4	15:42'00.092
23	25.151	14.898	30.139	30.950	1'41.138	264,1	15:43'41.230
24	26.942	15.083	31.020	35.129	1'48.174	262,1	15:45'29.404

15° 36 L. MERCADO (1'41.233)

Lap	Seg.1	Seg.2	Seg.3	Seg.4	Lap Time	km/h	Local Time
1							15:00'02.142
2	32.323	15.538	31.766	31.807	1'51.434P	257,8	15:01'53.576
3	25.192	14.905	30.495	31.008	1'41.600	265,4	15:03'35.176
4	26.159	15.236	30.464	31.017	1'42.876	262,8	15:05'18.052
5	25.288	14.981	30.292	31.019	1'41.580	262,8	15:06'59.632
6	30.774	15.159	31.593	31.230	1'48.756	262,8	15:08'48.388
7	25.411	15.132	30.266	31.105	1'41.914	259,6	15:10'30.302
8	26.652	16.235	30.503	31.222	1'44.612	259,6	15:12'14.914
9	25.337	15.109	30.364	31.178	1'41.988	259,0	15:13'56.902
10	25.516	15.222	30.980	8'37.992	9'49.710P	259,6	15:23'46.612
11	33.266	15.368	30.650	31.890	1'51.174P	254,7	15:25'37.786
12	25.301	15.122	31.681	31.783	1'43.887	257,8	15:27'21.673
13	25.515	15.177	30.221	31.207	1'42.120	259,6	15:29'03.793
14	25.385	15.137	30.389	31.205	1'42.116	258,4	15:30'45.909
15	25.478	15.201	32.219	4'13.662	5'26.560P	257,1	15:36'12.469
16	34.793	15.257	30.604	31.205	1'51.859P	260,2	15:38'04.328
17	25.283	15.043	30.060	30.847	1'41.233	257,1	15:39'45.561
18	25.228	15.032	30.148	31.122	1'41.530	259,0	15:41'27.091
19	25.289	15.679	35.876	31.344	1'48.188	207,7	15:43'15.279
20	25.300	15.018	30.239	30.948	1'41.505	260,9	15:44'56.784
21	25.361	15.024	30.177	30.962	1'41.524	260,2	15:46'38.308

13° 50 E. LAVERTY (1'41.197)

Lap	Seg.1	Seg.2	Seg.3	Seg.4	Lap Time	km/h	Local Time
1							14:59'57.342
2	33.765	14.998	30.542	31.719	1'51.024P	268,7	15:01'48.366
3	25.105	14.821	30.279	30.992	1'41.197	266,7	15:03'29.563
4	25.105	14.885	30.173	31.109	1'41.272	266,0	15:05'10.835
5	25.170	14.875	30.197	31.244	1'41.486	266,0	15:06'52.321
6	26.503	14.832	30.466	5'05.476	6'17.277P	268,0	15:13'09.598
7	34.368	15.997	31.925	31.757	1'54.047P	248,8	15:15'03.645
8	25.247	14.913	30.275	31.156	1'41.591	264,1	15:16'45.236
9	25.227	14.951	30.190	31.249	1'41.617	264,1	15:18'26.853
10	25.412	15.678	31.243	6'18.375	7'30.708P	246,0	15:25'57.561
11	37.496	15.610	31.299	31.586	1'55.991P	250,0	15:27'53.552
12	25.244	14.984	30.148	31.187	1'41.563	262,1	15:29'35.115
13	25.223	14.965	30.264	31.348	1'41.800	263,4	15:31'16.915
14	25.334	15.053	30.415	3'15.981	4'26.783P	261,5	15:35'43.698
15	35.406	15.972	32.754	32.925	1'57.057P	246,6	15:37'40.755
16	25.120	14.863	29.927	30.956	1'40.866C	264,1	15:39'21.621
17	28.633	15.941	31.662	31.519	1'47.755	252,3	15:41'09.376
18	25.473	14.942	30.262	31.226	1'41.903	262,8	15:42'51.279
19	26.467	15.041	30.245	31.451	1'43.204	260,2	15:44'34.483
20	25.480	15.114	30.463	31.369	1'42.426	260,2	15:46'16.909

16° 23 C. PONSSON (1'41.336)

Lap	Seg.1	Seg.2	Seg.3	Seg.4	Lap Time	km/h	Local Time
1							15:01'20.644
2	34.596	16.585	32.577	32.079	1'55.837P	244,9	15:03'16.481
3	25.688	15.183	30.560	31.335	1'42.766C	259,0	15:04'59.247
4	25.515	15.106	30.524	31.223	1'42.368	260,2	15:06'41.615
5	25.495	15.033	30.381	31.330	1'42.239	260,2	15:08'23.854
6	25.392	15.026	30.405	31.180	1'42.003	259,6	15:10'05.857
7	26.047	15.479	31.012	31.924	1'44.462	256,5	15:11'50.319
8	25.283	14.927	30.231	30.895	1'41.336	260,9	15:13'31.655
9	25.227	14.962	30.422	31.009	1'41.620	260,9	15:15'13.275
10					21'13.489P		15:36'26.764
11	34.509	16.122	31.926	32.037	1'54.594P	254,1	15:38'21.358
12	25.562	15.130	30.419	31.210	1'42.321	260,2	15:40'03.679
13	25.397	15.085	30.370	31.226	1'42.078	261,5	15:41'45.757
14	25.394	15.055	30.274	31.133	1'41.856	259,6	15:43'27.613
15	25.284	14.954	30.306	31.039	1'41.583	260,2	15:45'09.196

14° 32 I. VINALES (1'41.197)

Lap	Seg.1	Seg.2	Seg.3	Seg.4	Lap Time	km/h	Local Time
1							14:59'58.150
2	33.625	15.098	30.809	32.693	1'52.225P	264,1	15:01'50.375
3	25.480	14.939	30.282	31.039	1'41.740	259,6	15:03'32.115
4	25.273	15.041	30.311	30.940	1'41.565	260,9	15:05'13.680
5	25.366	14.997	30.315	31.285	1'41.963	260,9	15:06'55.643
6	26.565	14.981	32.492	31.176	1'45.214	261,5	15:08'40.857
7	25.263	14.989	30.177	30.768	1'41.197	262,8	15:10'22.054

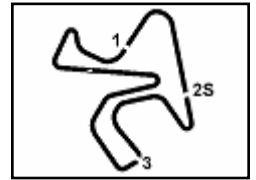
17° 44 L. MAHIAS (1'41.375)

Lap	Seg.1	Seg.2	Seg.3	Seg.4	Lap Time	km/h	Local Time
1							15:00'20.516
2	31.246	15.408	31.856	31.613	1'50.123P	256,5	15:02'10.639
3	26.504	15.255	30.921	31.274	1'43.954	264,1	15:03'54.593
4	25.232	14.919	30.222	31.002	1'41.375	260,2	15:05'35.968
5	25.314	14.915	30.218	30.931	1'41.378	260,2	15:07'17.346
6	25.592	15.132	30.505	31.006	1'42.235	256,5	15:08'59.581
7	25.455	15.164	30.717	31.273	1'42.609	255,3	15:10'42.190
8	30.285	16.594	33.065	8'01.097	9'21.041P	197,1	15:20'03.231

24/09/2021 P = Pits In/Out - C = Lap Time Cancelled

These data/results cannot be reproduced, stored and/or transmitted in whole or in part by any manner of electronic, mechanical, photocopying, recording, broadcasting or otherwise now known or herein after developed without the previous express consent by the copyright owner, except for reproduction in daily press and regular printed publications on sale to the public within 60 days of the event related to those data/results and always provided that copyright symbol appears together as follows below.

© DORNA WSBK ORGANIZATION Srl 2021



Motul Spanish Round, 24-26 September 2021

Chronological Analysis Free Practice 2nd Session

Jerez 4.423 m

4 / 5

9	35.832	15.178	30.798	31.393	1'53.201P	254,7	15:21'56.432	7	25.411	15.022	30.350	31.256	1'42.039	263,4	15:10'26.884
10	25.556	15.026	30.498	31.181	1'42.261	257,8	15:23'38.693	8	26.630	15.374	30.760	31.406	1'44.170	262,1	15:12'11.054
11	28.550	15.443	30.776	31.505	1'46.274	251,2	15:25'24.967	9	25.632	15.040	30.499	31.185	1'42.356	264,1	15:13'53.410
12	25.648	14.962	30.341	31.082	1'42.033	260,2	15:27'07.000	10	25.530	15.061	30.375	31.208	1'42.174	261,5	15:15'35.584
13	25.442	15.020	30.422	31.220	1'42.104	257,8	15:28'49.104	11	25.563	15.072	30.381	31.221	1'42.237C	260,9	15:17'17.821
14	25.530	15.064	30.490	6'43.040	7'54.124P	258,4	15:36'43.228	12	27.429	15.454	33.354	31.265	1'47.502	258,4	15:19'05.323
15	38.839	15.045	30.694	31.116	1'55.694P	258,4	15:38'38.922	13	25.500	14.995	30.369	31.110	1'41.974	263,4	15:20'47.297
16	25.345	15.018	30.273	30.979	1'41.615	258,4	15:40'20.537	14	25.367	14.967	30.554	31.190	1'42.078	264,1	15:22'29.375
17	25.352	15.596	33.492	31.609	1'46.049	233,3	15:42'06.586	15	25.409	14.971	30.448	31.148	1'41.976	262,8	15:24'11.351
18	25.558	15.251	30.421	31.428	1'42.658	250,0	15:43'49.244	16	25.448	14.934	34.371	10'03.371	11'18.124P	264,1	15:35'29.475
								17	36.644	16.221	30.740	31.242	1'54.847P	238,9	15:37'24.322
								18	25.322	14.925	30.237	31.119	1'41.603C	264,1	15:39'05.925
								19	25.405	14.940	30.401	31.095	1'41.841	265,4	15:40'47.766
								20	27.554	15.739	31.532	34.074	1'48.899	255,3	15:42'36.665
								21	25.618	15.061	30.400	31.351	1'42.430	262,1	15:44'19.095
								22	25.483	15.101	30.480	31.265	1'42.329	262,8	15:46'01.424

18° 94 J. FOLGER (1'41.522)

Lap	Seg.1	Seg.2	Seg.3	Seg.4	Lap Time	km/h	Local Time
1							15:01'36.009
2	31.683	15.496	31.133	31.324	1'49.636P	259,6	15:03'25.645
3	25.412	14.903	36.249	32.503	1'49.067	263,4	15:05'14.712
4	25.300	14.871	30.278	31.076	1'41.525	267,3	15:06'56.237
5	25.532	14.937	30.538	31.073	1'42.080	261,5	15:08'38.317
6	25.371	14.985	30.401	31.001	1'41.758	262,1	15:10'20.075
7	30.980	15.407	31.302	31.551	1'49.240	258,4	15:12'09.315
8	25.169	14.967	30.308	31.445	1'41.889	262,8	15:13'51.204
9	28.723	15.411	30.792	8'51.852	10'06.778P	255,9	15:23'57.982
10	32.958	15.732	34.228	31.359	1'54.277P	255,3	15:25'52.259
11	25.371	14.932	30.447	31.074	1'41.824	262,1	15:27'34.083
12	25.337	14.996	30.384	31.006	1'41.723	261,5	15:29'15.806
13	25.417	14.978	30.385	31.134	1'41.914	264,1	15:30'57.720
14	25.405	14.993	30.569	31.110	1'42.077	262,8	15:32'39.797
15	25.421	15.026	30.470	30.992	1'41.909	261,5	15:34'21.706
16	25.353	15.003	36.080	31.448	1'47.884	261,5	15:36'09.590
17	25.358	14.936	30.310	31.006	1'41.610	264,7	15:37'51.200
18	26.843	15.112	30.566	3'43.998	4'56.519P	261,5	15:42'47.719
19	35.241	15.343	31.288	31.836	1'53.708P	260,2	15:44'41.427
20	25.362	14.944	30.338	30.878	1'41.522	263,4	15:46'22.949

21° 9 A. MANTOVANI (1'42.044)

Lap	Seg.1	Seg.2	Seg.3	Seg.4	Lap Time	km/h	Local Time
1							15:00'23.808
2	33.822	15.932	31.615	32.055	1'53.424P	251,7	15:02'17.232
3	25.722	15.442	31.136	31.353	1'43.653C	256,5	15:04'00.885
4	25.445	15.047	30.324	31.256	1'42.072	259,6	15:05'42.957
5	25.520	15.223	30.721	31.599	1'43.063	257,8	15:07'26.020
6	25.630	15.134	30.706	32.141	1'43.611	257,8	15:09'09.631
7	25.736	15.207	30.574	31.497	1'43.014	257,1	15:10'52.645
8	25.973	19.534	34.764	32.308	1'52.579	161,0	15:12'45.224
9	25.965	15.307	30.783	31.604	1'43.659	252,9	15:14'28.883
10	25.752	15.192	30.840	31.645	1'43.429	253,5	15:16'12.312
11	25.737	15.292	30.744	31.740	1'43.513	252,9	15:17'55.825
12	25.744	15.312	30.982	31.762	1'43.800	252,9	15:19'39.625
13	25.711	15.245	30.949	31.734	1'43.639	255,3	15:21'23.264
14	27.268	15.763	34.263	9'05.796	10'23.090P	249,4	15:31'46.354
15	32.083	15.147	30.512	31.234	1'48.976P	257,1	15:33'35.330
16	25.454	14.986	30.386	31.218	1'42.044	259,0	15:35'17.374
17	25.417	15.101	30.531	31.441	1'42.490	257,8	15:36'59.864
18	25.531	15.130	32.493	31.743	1'44.897	259,6	15:38'44.761
19	25.590	15.202	30.785	31.527	1'43.104	254,7	15:40'27.865
20	25.543	15.162	30.668	31.614	1'42.987	256,5	15:42'10.852
21	25.531	15.220	31.095	31.657	1'43.503	257,1	15:43'54.355
22	25.486	15.347	30.822	31.497	1'43.152	255,3	15:45'37.507

19° 17 M. FRITZ (1'41.630)

Lap	Seg.1	Seg.2	Seg.3	Seg.4	Lap Time	km/h	Local Time
1							14:59'58.301
2	33.923	15.335	30.906	31.868	1'52.032P	257,1	15:01'50.333
3	25.834	15.004	30.722	31.633	1'43.193	259,6	15:03'33.526
4	25.681	15.199	30.516	31.562	1'42.958	255,9	15:05'16.484
5	25.597	15.103	30.961	31.483	1'43.144	257,8	15:06'59.628
6	29.833	15.374	30.835	7'30.359	8'46.401P	258,4	15:15'46.029
7	32.936	17.013	33.284	31.483	1'54.716CP	221,8	15:17'40.745
8	25.321	15.656	30.496	31.162	1'42.635	252,3	15:19'23.380
9	25.400	14.999	30.222	31.009	1'41.630	255,9	15:21'05.010
10	25.835	15.059	31.199	31.261	1'43.354	259,6	15:22'48.364
11	25.393	15.092	30.173	31.217	1'41.875	257,1	15:24'30.239
12	25.336	15.052	30.257	31.103	1'41.748	257,8	15:26'11.987
13	25.584	15.016	30.394	9'09.492	10'20.486P	259,6	15:36'32.473
14	34.187	15.477	31.194	31.424	1'52.282P	254,1	15:38'24.755
15	25.533	15.112	30.450	31.443	1'42.538	255,9	15:40'07.293
16	25.614	15.139	30.478	31.349	1'42.580	256,5	15:41'49.873
17	25.571	15.092	30.420	31.312	1'42.395	255,9	15:43'32.268
18	25.385	15.183	30.380	31.347	1'42.295	254,1	15:45'14.563

22° 3 K. NOZANE (1'42.121)

Lap	Seg.1	Seg.2	Seg.3	Seg.4	Lap Time	km/h	Local Time
1							15:00'07.401
2	33.602	15.420	31.472	31.252	1'51.746P	259,6	15:01'59.147
3	25.292	1'46.666	49.261	17'27.418	20'28.637P	110,5	15:22'27.784
4	36.562	16.371	32.089	31.899	1'56.921P	252,9	15:24'24.705
5	25.872	17.395	36.889	7'15.970	8'36.126P	192,5	15:33'00.831
6	36.484	15.699	31.906	32.401	1'56.490P	255,3	15:34'57.321
7	26.141	15.197	31.529	3'12.350	4'25.217P	259,0	15:39'22.538
8	31.867	15.126	30.625	31.192	1'48.810P	260,2	15:41'11.348
9	25.352	15.059	30.455	31.255	1'42.121	260,2	15:42'53.469
10	25.396	15.100	30.540	31.163	1'42.199	259,0	15:44'35.668

20° 76 S. CAVALIERI (1'41.841)

Lap	Seg.1	Seg.2	Seg.3	Seg.4	Lap Time	km/h	Local Time
1							14:59'53.628
2	39.071	15.418	31.553	31.447	1'57.489P	261,5	15:01'51.117
3	25.787	15.025	30.518	31.194	1'42.524	265,4	15:03'33.641
4	25.855	14.985	33.566	32.575	1'46.981	264,7	15:05'20.622
5	25.517	14.924	30.395	31.218	1'42.054	265,4	15:07'02.676
6	25.465	15.051	30.416	31.237	1'42.169	265,4	15:08'44.845

23° 84 L. CRESSON (1'42.282)

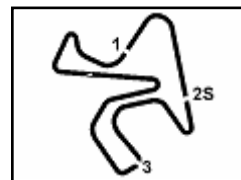
Lap	Seg.1	Seg.2	Seg.3	Seg.4	Lap Time	km/h	Local Time
1							15:00'17.266
2	32.913	15.965	33.295	31.579	1'53.752P	250,6	15:02'11.018
3	26.459	15.259	30.960	31.431	1'44.109	259,6	15:03'55.127
4	25.708	15.142	30.576	31.622	1'43.048	257,8	15:05'38.175
5	25.814	15.199	30.800	31.622	1'43.435	257,8	15:07'21.610
6	30.395	16.602	30.875	31.486	1'49.358	255,3	15:09'10.968

24/09/2021 P = Pits In/Out - C = Lap Time Cancelled

These data/results cannot be reproduced, stored and/or transmitted in whole or in part by any manner of electronic, mechanical, photocopying, recording, broadcasting or otherwise now known or herein after developed without the previous express consent by the copyright owner, except for reproduction in daily press and regular printed publications on sale to the public within 60 days of the event related to those data/results and always provided that copyright symbol appears together as follows below.

© DORNA WSBK ORGANIZATION Srl 2021





Jerez 4.423 m

5 / 5

Motul Spanish Round, 24-26 September 2021
Chronological Analysis Free Practice 2nd Session

7	25.668	15.250	30.603	31.567	1'43.088	256,5	15:10'54.056
8	27.289	15.758	32.100	8'27.207	9'42.354P	248,8	15:20'36.410
9	34.130	18.061	31.039	31.522	1'54.752P	243,2	15:22'31.162
10	30.629	17.115	35.781	31.910	1'55.435	234,8	15:24'26.597
11	25.787	15.358	30.696	31.591	1'43.432	252,3	15:26'10.029
12	29.513	15.191	30.669	6'52.435	8'07.808P	257,8	15:34'17.837
13	30.131	15.211	32.418	33.081	1'50.841P	254,1	15:36'08.678
14	25.465	15.089	30.358	31.370	1'42.282	258,4	15:37'50.960
15	27.666	15.356	30.748	31.407	1'45.177	259,6	15:39'36.137
16	25.731	15.207	30.656	31.927	1'43.521	256,5	15:41'19.658
17	25.842	15.259	30.765	31.666	1'43.532	255,3	15:43'03.190
18	27.698	15.151	30.707	31.648	1'45.204	254,7	15:44'48.394
19	31.646	15.326	32.908	31.348	1'51.228	257,1	15:46'39.622

24°		83 L. EPIS (1'44.376)					
Lap	Seg.1	Seg.2	Seg.3	Seg.4	Lap Time	km/h	Local Time
1							15:00'05.026
2	31.894	15.767	32.457	32.577	1'52.695P	251,7	15:01'57.721
3	26.485	15.458	31.640	32.237	1'45.820	254,1	15:03'43.541
4	26.290	15.525	31.334	32.211	1'45.360	254,1	15:05'28.901
5	26.184	15.437	31.232	32.395	1'45.248	253,5	15:07'14.149
6	30.813	16.491	33.655	8'00.434	9'21.393P	225,0	15:16'35.542
7	38.110	15.837	34.177	32.532	2'00.656P	250,6	15:18'36.198
8	27.009	15.848	31.500	32.777	1'47.134	250,6	15:20'23.332
9	26.231	15.408	31.220	32.076	1'44.935	254,1	15:22'08.267
10	28.680	16.164	32.800	10'09.266	11'26.910P	250,6	15:33'35.177
11	32.922	15.880	33.162	32.795	1'54.759P	249,4	15:35'29.936
12	26.631	15.732	31.376	32.361	1'46.100	252,9	15:37'16.036
13	25.905	15.358	30.842	32.756	1'44.861C	252,9	15:39'00.897
14	26.803	15.760	31.592	31.877	1'46.032	249,4	15:40'46.929
15	25.939	15.381	31.061	31.995	1'44.376	252,9	15:42'31.305
16	33.923	17.690	35.849	43.776	2'11.238	220,9	15:44'42.543
17	26.143	15.508	30.885	31.974	1'44.510	250,6	15:46'27.053

24/09/2021 P = Pits In/Out - C = Lap Time Cancelled

These data/results cannot be reproduced, stored and/or transmitted in whole or in part by any manner of electronic, mechanical, photocopying, recording, broadcasting or otherwise now known or herein after developed without the previous express consent by the copyright owner, except for reproduction in daily press and regular printed publications on sale to the public within 60 days of the event related to those data/results and always provided that copyright symbol appears together as follows below.

© DORNA WSBK ORGANIZATION Srl 2021

