

Motul Spanish Round, 24-26 September 2021 Chronological Analysis Free Practice 3rd Session

Jerez 4.423 m

1 / 4

1° 54 T. RAZGATLIOGLU (1'39.461)							
Lap	Seg.1	Seg.2	Seg.3	Seg.4	Lap Time	km/h	Local Time
1							9:01'06.576
2	34.689	16.101	31.381	31.703	1'53.874P	258,4	9:03'00.450
3	25.579	15.118	30.214	31.263	1'42.174	263,4	9:04'42.624
4	25.420	14.966	30.307	33.305	1'43.998	265,4	9:06'26.622
5	25.105	14.855	29.993	30.811	1'40.764	266,7	9:08'07.386
6	25.094	14.897	30.071	7'51.327	9'01.389P	266,0	9:17'08.775
7	29.762	15.065	30.454	30.980	1'46.261P	264,7	9:18'55.036
8	25.005	14.815	29.881	30.719	1'40.420	267,3	9:20'35.456
9	25.178	14.872	30.000	3'03.894	4'13.944P	267,3	9:24'49.400
10	30.961	16.432	30.524	30.825	1'48.742P	234,8	9:26'38.142
11	24.828	14.615	29.632	30.386	1'39.461	268,7	9:28'17.603
12	24.877	14.680	29.733	30.531	1'39.821	267,3	9:29'57.424
13	25.024	14.695	29.762	30.511	1'39.992	268,0	9:31'37.416

10	25.035	14.694	29.923	30.500	1'40.152	272,0	9:19'28.740
11	29.744	15.436	32.405	31.757	1'49.342	262,1	9:21'18.082
12	25.139	14.702	34.571	3'06.350	4'20.762P	273,4	9:25'38.844
13	31.284	14.927	30.342	30.799	1'47.352P	269,3	9:27'26.196
14	25.053	14.771	29.974	30.701	1'40.499	270,0	9:29'06.695
15	25.014	14.697	29.848	30.438	1'39.997	270,0	9:30'46.692

2° 1 J. REA (1'39.649)							
Lap	Seg.1	Seg.2	Seg.3	Seg.4	Lap Time	km/h	Local Time
1							9:01'08.749
2	34.444	15.872	31.915	31.600	1'53.831P	262,8	9:03'02.580
3	25.063	14.712	29.846	30.754	1'40.375	268,0	9:04'42.955
4	25.165	15.755	31.498	4'56.310	6'08.728P	240,5	9:10'51.683
5	29.950	15.109	30.369	30.990	1'46.418P	266,7	9:12'38.101
6	24.949	14.673	30.284	30.820	1'40.726	268,0	9:14'18.827
7	24.979	14.677	29.872	30.618	1'40.146	266,7	9:15'58.973
8	25.020	14.707	29.968	30.690	1'40.385	267,3	9:17'39.358
9	24.971	14.759	30.015	30.753	1'40.498	265,4	9:19'19.856
10	25.042	14.800	30.025	30.768	1'40.635	266,0	9:21'00.491
11	26.102	15.060	33.029	3'40.294	4'54.485P	266,7	9:25'54.976
12	34.572	14.983	30.319	30.953	1'50.827P	265,4	9:27'45.803
13	24.903	14.642	29.681	30.423	1'39.649	267,3	9:29'25.452
14	24.963	14.647	29.755	30.514	1'39.879	266,0	9:31'05.331

5° 21 M. RINALDI (1'40.152)							
Lap	Seg.1	Seg.2	Seg.3	Seg.4	Lap Time	km/h	Local Time
1							9:00'55.832
2	31.525	15.559	30.941	31.733	1'49.758P	263,4	9:02'45.590
3	25.101	14.873	30.179	31.127	1'41.280	268,7	9:04'26.870
4	25.221	14.912	30.092	31.074	1'41.299	268,0	9:06'08.169
5	25.190	14.764	29.934	30.858	1'40.746	270,0	9:07'48.915
6	25.151	14.737	31.210	31.224	1'42.322	270,0	9:09'31.237
7	25.027	14.764	30.072	30.906	1'40.769	271,4	9:11'12.006
8	24.978	14.630	29.926	30.713	1'40.247	272,0	9:12'52.253
9	26.003	15.632	31.154	4'23.630	5'36.419P	259,6	9:18'28.672
10	32.012	14.888	30.714	31.055	1'48.669P	269,3	9:20'17.341
11	25.079	14.737	30.053	30.782	1'40.651	271,4	9:21'57.992
12	24.951	14.719	29.842	30.696	1'40.208	271,4	9:23'38.200
13	25.014	14.700	29.845	30.727	1'40.286	270,7	9:25'18.486
14	24.992	14.778	29.799	30.621	1'40.190	266,7	9:26'58.676
15	25.080	17.756	34.005	32.228	1'49.069	199,3	9:28'47.745
16	25.040	14.731	29.810	30.571	1'40.152	271,4	9:30'27.897

3° 55 A. LOCATELLI (1'39.774)							
Lap	Seg.1	Seg.2	Seg.3	Seg.4	Lap Time	km/h	Local Time
1							9:00'15.584
2	40.013	17.749	32.913	33.092	2'03.767P	208,5	9:02'19.351
3	25.422	14.878	30.526	31.113	1'41.939	266,7	9:04'01.290
4	25.137	14.829	30.249	30.765	1'40.980	266,7	9:05'42.270
5	25.107	14.840	30.062	30.759	1'40.768	269,3	9:07'23.038
6	24.987	14.766	30.249	30.841	1'40.843	268,7	9:09'03.881
7	25.082	14.928	29.972	30.693	1'40.675	264,1	9:10'44.556
8	24.967	14.796	29.999	30.725	1'40.487	269,3	9:12'25.043
9	26.564	15.386	31.089	5'32.112	6'45.151P	261,5	9:19'10.194
10	37.011	15.119	30.350	31.001	1'53.481P	266,7	9:21'03.675
11	24.868	14.626	30.355	30.452	1'40.301	270,0	9:22'43.976
12	24.764	14.667	29.801	30.676	1'39.908C	268,0	9:24'23.884
13	24.827	14.711	29.757	30.479	1'39.774	267,3	9:26'03.658
14	24.858	14.709	29.866	30.594	1'40.027	267,3	9:27'43.685
15	27.810	14.917	30.073	30.876	1'43.676	264,7	9:29'27.361
16	25.035	14.739	29.813	30.706	1'40.293	267,3	9:31'07.654

6° 11 L. BAZ (1'40.254)							
Lap	Seg.1	Seg.2	Seg.3	Seg.4	Lap Time	km/h	Local Time
1							9:00'18.398
2	37.401	16.152	32.749	35.210	2'01.512P	261,5	9:02'19.910
3	25.495	14.922	30.433	31.044	1'41.894	270,7	9:04'01.804
4	25.215	14.788	30.166	30.931	1'41.100	272,0	9:05'42.904
5	25.174	14.815	30.699	31.577	1'42.265	272,0	9:07'25.169
6	25.125	14.751	30.105	30.966	1'40.947	272,0	9:09'06.116
7	25.068	14.814	30.001	30.843	1'40.726	270,0	9:10'46.842
8	26.175	15.871	31.408	5'50.013	7'03.467P	220,9	9:17'50.309
9	31.376	15.292	30.639	31.247	1'48.554P	264,7	9:19'38.863
10	24.808	14.779	29.869	30.798	1'40.254	268,7	9:21'19.117
11	24.917	14.675	30.005	30.764	1'40.361	272,0	9:22'59.478
12	24.977	14.692	29.923	30.694	1'40.286	269,3	9:24'39.764
13	25.042	14.735	29.973	30.750	1'40.500	270,0	9:26'20.264
14	25.165	14.661	30.078	30.950	1'40.854	271,4	9:28'01.118

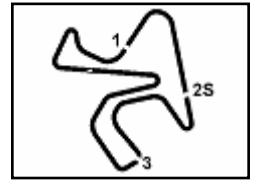
4° 45 S. REDDING (1'39.997)							
Lap	Seg.1	Seg.2	Seg.3	Seg.4	Lap Time	km/h	Local Time
1							9:00'41.192
2	34.208	15.769	32.119	32.115	1'54.211P	265,4	9:02'35.403
3	25.867	14.955	30.495	31.222	1'42.539	268,0	9:04'17.942
4	25.417	14.766	30.122	31.015	1'41.320	270,7	9:05'59.262
5	25.224	14.859	30.477	3'48.298	4'58.858P	270,7	9:10'58.120
6	30.978	15.007	31.111	31.500	1'48.596P	269,3	9:12'46.716
7	25.270	14.729	30.079	30.790	1'40.868	271,4	9:14'27.584
8	25.182	14.715	29.958	30.679	1'40.534	272,7	9:16'08.118
9	25.206	14.724	29.921	30.619	1'40.470	272,7	9:17'48.588

7° 22 A. LOWES (1'40.308)							
Lap	Seg.1	Seg.2	Seg.3	Seg.4	Lap Time	km/h	Local Time
1							9:00'20.745
2	37.449	15.712	31.934	2'02.761	3'27.856P	260,9	9:03'48.601
3	41.739	15.236	31.363	31.366	1'59.704P	264,7	9:05'48.305
4	25.420	14.840	30.208	31.084	1'41.552	266,7	9:07'29.857
5	25.140	14.866	30.150	30.893	1'41.049	267,3	9:09'10.906
6	25.298	15.013	30.142	30.854	1'41.307	267,3	9:10'52.213
7	25.059	14.706	29.978	31.253	1'40.996	269,3	9:12'33.209
8	27.142	17.441	30.603	31.246	1'46.432	244,3	9:14'19.641
9	25.052	14.679	29.966	30.761	1'40.458	270,0	9:16'00.099
10	25.103	14.705	29.969	30.809	1'40.586	270,0	9:17'40.685
11	25.173	14.734	30.084	30.786	1'40.777	269,3	9:19'21.462
12	25.054	14.692	29.885	30.706	1'40.337	269,3	9:21'01.799
13	25.425	16.433	32.090	31.010	1'44.958	184,9	9:22'46.757
14	25.075	14.709	29.843	30.681	1'40.308	268,0	9:24'27.065
15	28.807	15.308	39.514	3'37.106	5'00.735P	262,8	9:29'27.800
16	33.071	15.062	30.540	31.397	1'50.070P	265,4	9:31'17.870

25/09/2021 P = Pits In/Out - C = Lap Time Cancelled

These data/results cannot be reproduced, stored and/or transmitted in whole or in part by any manner of electronic, mechanical, photocopying, recording, broadcasting or otherwise now known or herein after developed without the previous express consent by the copyright owner, except for reproduction in daily press and regular printed publications on sale to the public within 60 days of the event related to those data/results and always provided that copyright symbol appears together as follows below.

© DORNA WSBK ORGANIZATION Srl 2021



Motul Spanish Round, 24-26 September 2021 Chronological Analysis Free Practice 3rd Session

Jerez 4.423 m

2 / 4

8° 31 G. GERLOFF (1'40.354)							
Lap	Seg.1	Seg.2	Seg.3	Seg.4	Lap Time	km/h	Local Time
1							9:00'11.437
2	34.590	15.479	31.154	32.080	1'53.303P	266,7	9:02'04.740
3	25.385	14.776	30.244	30.931	1'41.336	268,7	9:03'46.076
4	25.190	14.758	30.317	30.702	1'40.967	265,4	9:05'27.043
5	25.135	14.764	30.618	5'38.091	6'48.608P	268,7	9:12'15.651
6	36.987	15.017	30.764	31.586	1'54.354P	266,0	9:14'10.005
7	25.315	14.857	30.228	30.837	1'41.237	265,4	9:15'51.242
8	25.150	14.797	29.903	30.752	1'40.602	266,0	9:17'31.844
9	25.059	14.768	29.932	30.595	1'40.354	264,1	9:19'12.198
10	25.059	14.810	29.931	30.893	1'40.693	266,7	9:20'52.891
11	25.142	14.827	30.241	30.952	1'41.162	267,3	9:22'34.053
12	25.309	14.784	29.876	30.715	1'40.684	267,3	9:24'14.737
13	25.069	14.808	30.031	30.740	1'40.648	267,3	9:25'55.385
14	25.120	14.763	29.937	30.640	1'40.460	266,7	9:27'35.845
15	25.192	14.691	33.908	31.746	1'45.537	269,3	9:29'21.382
16	25.123	14.815	30.103	30.905	1'40.946	268,0	9:31'02.328

10	25.373	14.973	30.183	31.017	1'41.546	265,4	9:21'16.387
11	25.357	14.748	30.312	30.971	1'41.388	270,7	9:22'57.775
12	25.146	14.722	30.003	30.920	1'40.791	270,7	9:24'38.566
13	25.135	14.786	30.178	30.950	1'41.049	270,7	9:26'19.615
14	25.247	14.769	35.904	32.143	1'48.063	270,7	9:28'07.678
15	25.447	14.797	30.193	31.204	1'41.641	270,7	9:29'49.319
16	25.336	14.821	30.102	31.107	1'41.366	270,7	9:31'30.685

9° 19 A. BAUTISTA (1'40.491)							
Lap	Seg.1	Seg.2	Seg.3	Seg.4	Lap Time	km/h	Local Time
1							9:00'10.837
2	33.374	15.435	31.629	32.329	1'52.767P	267,3	9:02'03.604
3	25.840	14.762	30.263	30.934	1'41.799	274,1	9:03'45.403
4	24.963	14.524	29.947	31.057	1'40.491	276,2	9:05'25.894
5	25.216	14.641	29.861	30.882	1'40.600	273,4	9:07'06.494
6	25.034	14.990	30.339	5'32.272	6'42.635P	264,1	9:13'49.129
7	33.290	14.762	30.116	31.292	1'49.460P	273,4	9:15'38.589
8	25.083	14.705	30.031	31.168	1'40.987	269,3	9:17'19.576
9	25.291	14.788	30.035	31.201	1'41.315	270,0	9:19'00.891
10	25.248	14.877	30.129	31.281	1'41.535	268,7	9:20'42.426
11	25.423	14.872	30.189	31.381	1'41.865	269,3	9:22'24.291
12	25.433	15.570	31.341	4'51.699	6'04.043P	259,6	9:28'28.334
13	33.927	15.103	30.808	31.689	1'51.527P	268,7	9:30'19.861

12° 60 M. VAN DER MARK (1'40.901)							
Lap	Seg.1	Seg.2	Seg.3	Seg.4	Lap Time	km/h	Local Time
1							9:00'01.634
2	32.190	15.012	31.893	32.078	1'51.173P	264,1	9:01'52.807
3	25.234	15.109	30.798	31.375	1'42.516	260,2	9:03'35.323
4	25.131	14.794	30.059	31.159	1'41.143	268,0	9:05'16.466
5	25.171	14.829	30.003	30.946	1'40.949	264,1	9:06'57.415
6	25.224	14.858	30.061	30.824	1'40.967	264,7	9:08'38.382
7	25.253	14.808	29.970	30.870	1'40.901	266,0	9:10'19.283
8	26.078	15.462	31.062	6'33.474	7'46.076P	256,5	9:18'05.359
9	31.233	14.998	30.208	30.962	1'47.401P	262,8	9:19'52.760
10	25.323	14.904	30.138	30.891	1'41.256	262,8	9:21'34.016
11	25.269	14.853	30.230	30.751	1'41.103	263,4	9:23'15.119
12	25.298	14.876	30.192	30.893	1'41.259	264,7	9:24'56.378
13	25.244	14.894	31.009	30.874	1'42.021	264,1	9:26'38.399
14	25.298	14.878	30.193	30.970	1'41.339	266,7	9:28'19.738
15	25.382	14.985	30.314	34.800	1'45.481	264,1	9:30'05.219

10° 91 L. HASLAM (1'40.562)							
Lap	Seg.1	Seg.2	Seg.3	Seg.4	Lap Time	km/h	Local Time
1		15.774	32.121	33.163		264,1	9:01'54.865
2	28.951	16.190	36.721	36.066	1'57.928	215,1	9:03'52.793
3	25.284	14.718	29.902	31.244	1'41.148	269,3	9:05'33.941
4	25.270	14.703	29.966	30.683	1'40.622	268,7	9:07'14.563
5	25.297	14.910	30.079	31.366	1'41.652	266,7	9:08'56.215
6	25.120	14.743	30.258	30.811	1'40.932	270,7	9:10'37.147
7	25.197	14.745	29.993	30.742	1'40.677	266,0	9:12'17.824
8	26.948	15.353	31.003	33.032	1'46.336	262,8	9:14'04.160
9	25.184	14.726	29.897	30.755	1'40.562	266,7	9:15'44.722
10	25.264	15.802	31.935	6'29.898	7'42.899P	238,4	9:23'27.621
11	34.843	16.021	30.141	31.508	1'52.513P	266,0	9:25'20.134
12	25.118	14.778	29.980	30.813	1'40.689	266,0	9:27'00.823
13	25.072	14.760	30.986	33.989	1'44.807	268,0	9:28'45.630
14	25.166	14.837	30.011	30.677	1'40.691	266,0	9:30'26.321

13° 3 K. NOZANE (1'40.901)							
Lap	Seg.1	Seg.2	Seg.3	Seg.4	Lap Time	km/h	Local Time
1							9:00'06.383
2	32.065	15.835	31.492	32.499	1'51.891P	261,5	9:01'58.274
3	26.320	14.995	31.430	31.916	1'44.661	266,0	9:03'42.935
4	25.651	15.036	30.446	31.488	1'42.621	262,1	9:05'25.556
5	25.482	14.975	30.209	31.134	1'41.800	266,7	9:07'07.356
6	25.339	14.914	30.240	31.075	1'41.568	264,1	9:08'48.924
7	28.441	15.251	38.210	5'17.238	6'39.140P	260,9	9:15'28.064
8	34.168	16.150	32.993	31.329	1'54.640P	225,9	9:17'22.704
9	25.317	14.734	31.110	31.122	1'42.283	268,0	9:19'04.987
10	25.168	14.861	30.006	30.866	1'40.901	266,7	9:20'45.888
11	25.373	15.159	30.329	31.195	1'42.056	263,4	9:22'27.944
12	25.467	14.859	30.305	31.204	1'41.835	265,4	9:24'09.779
13	25.356	14.905	30.245	31.168	1'41.674	263,4	9:25'51.453
14	25.566	15.047	30.461	31.182	1'42.256	261,5	9:27'33.709
15	25.569	14.909	30.398	31.142	1'42.018	264,1	9:29'15.727
16	25.453	14.960	30.299	31.232	1'41.944	263,4	9:30'57.671

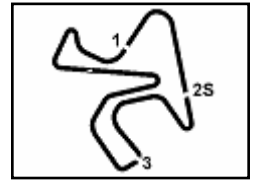
11° 47 A. BASSANI (1'40.791)							
Lap	Seg.1	Seg.2	Seg.3	Seg.4	Lap Time	km/h	Local Time
1							9:00'15.228
2	32.829	15.435	31.292	31.695	1'51.251P	267,3	9:02'06.479
3	25.999	14.851	30.777	31.074	1'42.701	273,4	9:03'49.180
4	25.697	14.875	30.383	30.884	1'41.839	272,7	9:05'31.019
5	25.265	14.777	30.458	30.952	1'41.452	271,4	9:07'12.471
6	25.335	14.988	30.137	30.985	1'41.445	271,4	9:08'53.916
7	25.219	14.882	30.302	30.868	1'41.271	271,4	9:10'35.187
8	29.211	15.586	33.319	5'51.881	7'09.997P	264,7	9:17'45.184
9	32.434	15.114	30.878	31.231	1'49.657P	266,0	9:19'34.841

14° 94 J. FOLGER (1'41.059)							
Lap	Seg.1	Seg.2	Seg.3	Seg.4	Lap Time	km/h	Local Time
1							9:00'03.344
2	32.112	15.675	31.750	32.810	1'52.347P	261,5	9:01'55.691
3	25.682	14.762	30.284	30.983	1'41.711	269,3	9:03'37.402
4	25.315	14.836	33.009	31.493	1'44.653	265,4	9:05'22.055
5	25.356	15.136	30.424	31.163	1'42.079	264,1	9:07'04.134
6	25.241	14.834	30.142	30.842	1'41.059	264,7	9:08'45.193
7	31.667	15.308	35.844	4'48.857	6'11.676P	257,1	9:14'56.869
8	33.637	15.358	31.330	31.257	1'51.582P	260,9	9:16'48.451
9	25.343	14.861	30.989	33.580	1'44.773	265,4	9:18'33.224
10	25.301	14.870	30.355	30.936	1'41.462	266,7	9:20'14.686
11	30.555	16.487	34.063	31.902	1'53.007	183,1	9:22'07.693
12	25.496	14.874	30.333	3'20.777	4'31.480P	266,7	9:26'39.173
13	37.608	15.393	31.425	31.440	1'55.866P	260,2	9:28'35.039
14	25.382	14.869	30.351	31.007	1'41.609	264,7	9:30'16.648

25/09/2021 P = Pits In/Out - C = Lap Time Cancelled

These data/results cannot be reproduced, stored and/or transmitted in whole or in part by any manner of electronic, mechanical, photocopying, recording, broadcasting or otherwise now known or herein after developed without the previous express consent by the copyright owner, except for reproduction in daily press and regular printed publications on sale to the public within 60 days of the event related to those data/results and always provided that copyright symbol appears together as follows below.

© DORNA WSBK ORGANIZATION Srl 2021



Motul Spanish Round, 24-26 September 2021 Chronological Analysis Free Practice 3rd Session

Jerez 4.423 m

3 / 4

15° 32 I. VINALES (1'41.070)							
Lap	Seg.1	Seg.2	Seg.3	Seg.4	Lap Time	km/h	Local Time
1							9:00'12.739
2	33.059	15.585	31.482	32.071	1'52.197P	261,5	9:02'04.936
3	25.569	14.858	30.162	31.013	1'41.602	268,0	9:03'46.538
4	25.337	14.853	30.162	31.312	1'41.664	264,7	9:05'28.202
5	25.277	14.922	30.243	30.970	1'41.412	265,4	9:07'09.614
6	33.422	15.094	35.245	31.151	1'54.912	260,9	9:09'04.526
7	25.234	14.852	30.113	30.871	1'41.070	264,7	9:10'45.596
8	25.548	15.244	30.769	8'14.710	9'26.271P	260,2	9:20'11.867
9	36.341	15.187	30.859	31.332	1'53.719P	260,2	9:22'05.586
10	25.637	14.999	32.739	31.234	1'44.609	263,4	9:23'50.195
11	25.278	14.967	30.185	30.972	1'41.402	263,4	9:25'31.597
12	25.417	15.017	30.646	35.409	1'46.489	260,2	9:27'18.086

12	25.518	15.002	30.631	2'26.367	3'37.518P	266,7	9:27'25.151
13	36.618	15.108	31.388	31.885	1'54.999P	266,7	9:29'20.150
14	25.453	15.140	30.546	31.576	1'42.715	261,5	9:31'02.865

16° 17 M. FRITZ (1'41.108)							
Lap	Seg.1	Seg.2	Seg.3	Seg.4	Lap Time	km/h	Local Time
1							9:00'10.189
2	33.931	15.935	32.292	32.373	1'54.531P	256,5	9:02'04.720
3	26.321	15.188	30.992	31.829	1'44.330	261,5	9:03'49.050
4	25.656	14.927	30.941	31.150	1'42.674	264,7	9:05'31.724
5	31.187	15.332	30.767	5'29.988	6'47.274P	259,6	9:12'18.998
6	34.114	15.231	30.753	31.486	1'51.584P	262,1	9:14'10.582
7	25.602	14.876	30.152	31.135	1'41.765	262,8	9:15'52.347
8	25.437	14.924	30.231	31.097	1'41.689	260,9	9:17'34.036
9	25.181	14.920	31.153	1'24.491	2'35.745P	260,9	9:20'09.781
10	33.792	15.239	34.049	31.755	1'54.835P	261,5	9:22'04.616
11	25.254	14.910	30.028	30.958	1'41.150	260,9	9:23'45.766
12	25.112	14.923	30.050	31.023	1'41.108	261,5	9:25'26.874
13	27.894	16.389	34.061	31.362	1'49.706	198,5	9:27'16.580
14	25.375	14.949	30.094	31.054	1'41.472	259,6	9:28'58.052
15	25.290	14.966	30.109	31.051	1'41.416	257,8	9:30'39.468

19° 23 C. PONSSON (1'41.812)							
Lap	Seg.1	Seg.2	Seg.3	Seg.4	Lap Time	km/h	Local Time
1							9:00'16.285
2	34.822	17.380	33.388	33.169	1'58.759P	246,0	9:02'15.044
3	26.367	15.270	30.678	31.522	1'43.837	260,9	9:03'58.881
4	25.627	14.994	30.637	31.461	1'42.719	263,4	9:05'41.600
5	25.589	15.003	30.634	31.184	1'42.410	263,4	9:07'24.010
6	25.466	14.944	30.501	31.329	1'42.240	264,1	9:09'06.250
7	25.583	14.996	30.546	31.395	1'42.520C	264,1	9:10'48.770
8	25.421	14.864	31.219	32.322	1'43.826	264,1	9:12'32.596
9	25.511	14.917	30.439	31.256	1'42.123	265,4	9:14'14.719
10	25.469	14.930	30.830	4'18.348	5'29.577P	263,4	9:19'44.296
11	35.858	16.045	32.150	32.230	1'56.283P	254,1	9:21'40.579
12	25.433	14.917	30.447	31.154	1'41.951	264,7	9:23'22.530
13	25.447	14.837	30.505	31.101	1'41.890	264,1	9:25'04.420
14	25.399	14.895	30.498	31.128	1'41.920	262,8	9:26'46.340
15	27.120	15.711	31.768	32.125	1'46.724	247,7	9:28'33.064
16	25.483	14.850	30.438	31.041	1'41.812	264,7	9:30'14.876

17° 36 L. MERCADO (1'41.397)							
Lap	Seg.1	Seg.2	Seg.3	Seg.4	Lap Time	km/h	Local Time
1		15.864	32.179	33.094		260,9	9:01'55.161
2	25.376	14.972	30.311	31.333	1'41.992	264,7	9:03'37.153
3	25.298	15.018	41.762	36.484	1'58.562	263,4	9:05'35.715
4	25.250	14.935	30.184	31.028	1'41.397	263,4	9:07'17.112
5	25.239	15.107	30.274	31.229	1'41.849	255,9	9:08'58.961
6	25.280	15.070	30.302	31.201	1'41.853	262,1	9:10'40.814
7	25.242	15.099	30.207	31.201	1'41.749	264,7	9:12'22.563
8	25.338	15.923	31.341	7'25.132	8'37.734P	251,7	9:21'00.297
9	33.811	15.310	31.464	31.266	1'51.851P	259,0	9:22'52.148
10	25.330	15.044	30.256	31.184	1'41.814	262,8	9:24'33.962
11	25.286	15.060	30.135	31.063	1'41.544	263,4	9:26'15.506
12	25.336	15.067	30.261	31.213	1'41.877	266,7	9:27'57.383
13	25.856	16.038	30.376	31.322	1'43.592	261,5	9:29'40.975
14	25.400	15.065	30.220	31.121	1'41.806	262,1	9:31'22.781

20° 9 A. MANTOVANI (1'42.106)							
Lap	Seg.1	Seg.2	Seg.3	Seg.4	Lap Time	km/h	Local Time
1							9:00'14.719
2	35.636	16.739	33.280	3'35.083	5'00.738P	248,3	9:05'15.457
3	31.291	16.122	30.861	31.503	1'49.777P	257,8	9:07'05.234
4	25.651	15.078	30.440	31.376	1'42.545	259,0	9:08'47.779
5	25.393	15.082	30.535	31.437	1'42.447	257,1	9:10'30.226
6	25.690	15.201	30.651	31.589	1'43.131	257,8	9:12'13.357
7	25.584	15.064	30.593	31.388	1'42.629	259,0	9:13'55.986
8	25.532	15.122	30.536	31.684	1'42.874	255,9	9:15'38.860
9	25.448	15.033	30.492	31.253	1'42.226	260,2	9:17'21.086
10	25.418	15.047	30.348	31.293	1'42.106	260,2	9:19'03.192
11	25.417	15.014	30.395	31.530	1'42.356	260,2	9:20'45.548
12	25.544	15.619	30.998	31.428	1'43.589	260,2	9:22'29.137
13	25.611	15.110	30.526	31.683	1'42.930	260,2	9:24'12.067
14	28.332	15.205	30.931	2'20.470	3'34.938P	260,9	9:27'47.005
15	35.204	17.189	30.956	31.441	1'54.790P	241,6	9:29'41.795
16	25.448	15.073	30.327	31.318	1'42.166	260,9	9:31'23.961

18° 50 E. LAVERTY (1'41.739)							
Lap	Seg.1	Seg.2	Seg.3	Seg.4	Lap Time	km/h	Local Time
1							8:59'57.456
2	34.574	15.777	32.274	32.283	1'54.908P	252,3	9:01'52.364
3	25.613	14.951	30.342	31.341	1'42.247	266,7	9:03'34.611
4	25.429	14.826	30.283	31.625	1'42.163	268,0	9:05'16.774
5	25.352	14.792	30.208	31.387	1'41.739	268,7	9:06'58.513
6	25.293	14.850	30.247	31.448	1'41.838	267,3	9:08'40.351
7	27.686	15.314	31.650	6'50.722	8'05.372P	260,9	9:16'45.723
8	34.780	15.413	31.807	32.207	1'54.207P	265,4	9:18'39.930
9	25.276	14.840	30.377	31.326	1'41.819	268,0	9:20'21.749
10	25.278	14.828	30.386	31.423	1'41.915	268,0	9:22'03.664
11	25.401	15.860	31.134	31.574	1'43.969	248,8	9:23'47.633

21° 76 S. CAVALIERI (1'42.359)							
Lap	Seg.1	Seg.2	Seg.3	Seg.4	Lap Time	km/h	Local Time
1							9:00'00.020
2	34.168	15.866	32.293	37.662	1'59.989P	267,3	9:02'00.009
3	26.798	15.152	32.211	33.203	1'47.364	269,3	9:03'47.373
4	25.772	14.851	30.436	31.300	1'42.359	271,4	9:05'29.732
5	25.862	14.903	30.510	31.212	1'42.487	270,7	9:07'12.219
6	25.520	15.016	30.599	31.307	1'42.442	266,7	9:08'54.661
7	25.722	14.977	35.776	6'26.528	7'43.003P	269,3	9:16'37.664
8	32.929	15.487	31.557	32.933	1'52.906P	263,4	9:18'30.570
9	25.751	15.050	30.567	31.590	1'42.958	266,7	9:20'13.528
10	26.531	15.503	32.647	31.502	1'46.183	266,0	9:21'59.711
11	25.781	14.996	30.712	31.656	1'43.145	267,3	9:23'42.856
12	27.134	16.506	35.030	31.634	1'50.304	210,1	9:25'33.160
13	25.717	15.030	30.705	31.529	1'42.981	269,3	9:27'16.141
14	28.027	15.129	30.777	31.814	1'45.747	268,7	9:29'01.888
15	25.715	15.047	30.792	31.761	1'43.315	267,3	9:30'45.203

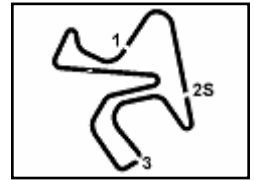
22° 84 L. CRESSON (1'42.465)							
Lap	Seg.1	Seg.2	Seg.3	Seg.4	Lap Time	km/h	Local Time
1							9:00'07.423

12	25.518	15.002	30.631	2'26.367	3'37.518P	266,7	9:27'25.151
13	36.618	15.108	31.388	31.885	1'54.999P	266,7	9:29'20.150
14	25.453	15.140	30.546	31.576	1'42.715	261,5	9:31'02.865

25/09/2021 P = Pits In/Out - C = Lap Time Cancelled

These data/results cannot be reproduced, stored and/or transmitted in whole or in part by any manner of electronic, mechanical, photocopying, recording, broadcasting or otherwise now known or herein after developed without the previous express consent by the copyright owner, except for reproduction in daily press and regular printed publications on sale to the public within 60 days of the event related to those data/results and always provided that copyright symbol appears together as follows below.

© DORNA WSBK ORGANIZATION Srl 2021



Jerez 4.423 m

4 / 4

Motul Spanish Round, 24-26 September 2021
Chronological Analysis Free Practice 3rd Session

2	32.184	15.774	31.903	32.234	1'52.095P	254,7	9:01'59.518
3	27.493	15.328	32.421	35.515	1'50.757	264,1	9:03'50.275
4	25.881	15.172	30.760	31.707	1'43.520	258,4	9:05'33.795
5	27.875	15.303	30.715	31.586	1'45.479	255,9	9:07'19.274
6	25.723	15.110	30.746	31.501	1'43.080	262,1	9:09'02.354
7	30.170	15.206	30.676	31.584	1'47.636	257,8	9:10'49.990
8	25.776	15.073	30.826	31.383	1'43.058	261,5	9:12'33.048
9	25.610	15.021	30.549	31.285	1'42.465	264,1	9:14'15.513
10	25.630	15.149	34.763	5'14.517	6'30.059P	260,2	9:20'45.572
11	34.216	16.438	39.964	31.615	2'02.233P	247,7	9:22'47.805
12	25.577	15.035	34.468	31.495	1'46.575	260,9	9:24'34.380
13	25.492	15.090	30.597	31.555	1'42.734	256,5	9:26'17.114
14	25.663	15.084	30.802	31.560	1'43.109	259,6	9:28'00.223
15	28.668	16.299	33.975	31.465	1'50.407	213,0	9:29'50.630
16	25.729	14.986	30.436	31.502	1'42.653	261,5	9:31'33.283

23°							
83 L. EPIS (1'43.317)							
Lap	Seg.1	Seg.2	Seg.3	Seg.4	Lap Time	km/h	Local Time
1							9:00'03.845
2	31.859	15.880	31.599	32.774	1'52.112P	257,1	9:01'55.957
3	28.165	15.334	31.402	32.590	1'47.491	256,5	9:03'43.448
4	25.913	15.256	31.959	32.653	1'45.781	259,6	9:05'29.229
5	25.967	15.314	31.161	32.037	1'44.479	257,1	9:07'13.708
6	26.064	15.308	42.880	36.268	2'00.520	260,9	9:09'14.228
7	26.062	15.307	30.843	32.047	1'44.259	256,5	9:10'58.487
8	27.684	16.727	32.993	6'53.401	8'10.805P	237,4	9:19'09.292
9	40.722	15.544	32.297	32.727	2'01.290P	256,5	9:21'10.582
10	25.633	15.161	30.819	31.723	1'43.336	258,4	9:22'53.918
11	32.708	16.264	32.991	34.139	1'56.102	240,0	9:24'50.020
12	25.950	15.444	31.781	35.841	1'49.016	252,9	9:26'39.036
13	25.765	15.106	30.678	31.768	1'43.317	259,0	9:28'22.353
14	28.410	16.114	33.851	34.680	1'53.055	253,5	9:30'15.408

25/09/2021 P = Pits In/Out - C = Lap Time Cancelled

These data/results cannot be reproduced, stored and/or transmitted in whole or in part by any manner of electronic, mechanical, photocopying, recording, broadcasting or otherwise now known or herein after developed without the previous express consent by the copyright owner, except for reproduction in daily press and regular printed publications on sale to the public within 60 days of the event related to those data/results and always provided that copyright symbol appears together as follows below.

© DORNA WSBK ORGANIZATION Srl 2021

