

Motul Spanish Round, 24-26 September 2021

Chronological Analysis Race

Start at 12:30'26.046

1 / 5

1° 77 D. AEGERTER (1'42.329)							
Lap	Seg.1	Seg.2	Seg.3	Seg.4	Lap Time	km/h	Local Time
1		15.452	30.459	31.612	1'49.024	233,3	12:32'15.070
2	25.414	15.425	30.236	31.450	1'42.525	234,3	12:33'57.595
3	25.378	15.395	30.120	31.483	1'42.376	234,8	12:35'39.971
4	25.359	15.419	30.045	31.506	1'42.329	234,8	12:37'22.300
5	25.359	15.461	30.148	31.464	1'42.432	235,3	12:39'04.732
6	25.365	15.390	30.219	31.570	1'42.544	235,3	12:40'47.276
7	25.364	15.432	30.268	31.497	1'42.561	234,8	12:42'29.837
8	25.362	15.396	30.173	31.665	1'42.596	235,3	12:44'12.433
9	25.512	15.446	30.248	31.515	1'42.721	235,8	12:45'55.154
10	25.322	15.431	30.353	31.560	1'42.666	236,3	12:47'37.820
11	25.413	15.424	30.264	31.554	1'42.655	235,8	12:49'20.475
12	25.404	15.391	30.228	31.547	1'42.570	234,8	12:51'03.045
13	25.346	15.455	30.265	31.615	1'42.681	235,3	12:52'45.726
14	25.391	15.463	30.197	31.655	1'42.706	234,3	12:54'28.432
15	25.493	15.493	30.452	31.704	1'43.142	234,3	12:56'11.574
16	25.507	15.441	30.395	31.596	1'42.939	234,8	12:57'54.513
17	25.526	15.529	30.569	32.992	1'44.616	234,3	12:59'39.129
Race Time 29'13.083							

2° 5 P. OETTL (1'42.763)							
Lap	Seg.1	Seg.2	Seg.3	Seg.4	Lap Time	km/h	Local Time
1		15.524	30.652	31.630	1'49.464	237,4	12:32'15.510
2	25.489	15.420	30.344	31.510	1'42.763	236,8	12:33'58.273
3	25.513	15.436	30.353	31.655	1'42.957	236,3	12:35'41.230
4	25.392	15.477	30.249	31.796	1'42.914	235,8	12:37'24.144
5	25.424	15.548	30.307	31.741	1'43.020	235,8	12:39'07.164
6	25.477	15.469	30.326	31.766	1'43.038	235,8	12:40'50.202
7	25.507	15.557	30.387	31.961	1'43.412	235,8	12:42'33.614
8	25.429	15.526	30.445	31.849	1'43.249	236,8	12:44'16.863
9	25.541	15.561	30.392	31.811	1'43.305	237,4	12:46'00.168
10	25.457	15.611	30.418	31.956	1'43.442	234,8	12:47'43.610
11	25.559	15.564	30.598	31.897	1'43.618	233,8	12:49'27.228
12	25.572	15.549	30.457	31.774	1'43.352	236,3	12:51'10.580
13	25.543	15.552	30.450	31.847	1'43.392	235,8	12:52'53.972
14	25.645	15.579	30.577	31.927	1'43.728	236,3	12:54'37.700
15	25.677	15.566	30.554	31.874	1'43.671	234,8	12:56'21.371
16	25.761	15.553	30.579	31.811	1'43.704	235,8	12:58'05.075
17	25.612	15.557	30.506	31.988	1'43.663	236,3	12:59'48.738
Race Time 29'22.692							

3° 66 N. TUULI (1'42.832)							
Lap	Seg.1	Seg.2	Seg.3	Seg.4	Lap Time	km/h	Local Time
1		15.453	31.003	31.622	1'50.473	240,5	12:32'16.519
2	25.514	15.403	30.475	31.579	1'42.971	242,2	12:33'59.490
3	25.521	15.370	30.381	31.686	1'42.958	237,9	12:35'42.448
4	25.437	15.421	30.315	31.659	1'42.832	236,8	12:37'25.280
5	25.557	15.544	30.309	31.582	1'42.992	236,8	12:39'08.272
6	25.409	15.508	30.473	31.608	1'42.998	236,3	12:40'51.270
7	25.457	15.458	30.398	31.637	1'42.950	237,4	12:42'34.220
8	25.519	15.429	30.449	31.769	1'43.166	238,9	12:44'17.386
9	25.830	15.458	30.557	31.789	1'43.634	240,5	12:46'01.020
10	25.590	15.557	30.576	31.813	1'43.536	237,9	12:47'44.556
11	25.574	15.443	30.606	31.854	1'43.477	236,8	12:49'28.033
12	25.675	15.482	30.572	31.837	1'43.566	237,4	12:51'11.599
13	25.604	15.494	30.500	31.798	1'43.396	236,3	12:52'54.995
14	25.696	15.547	30.498	31.729	1'43.470	235,8	12:54'38.465
15	25.584	15.489	30.474	31.779	1'43.326	236,8	12:56'21.791
16	25.666	15.488	30.630	31.888	1'43.672	237,9	12:58'05.463
17	25.790	15.540	30.651	31.936	1'43.917	236,8	12:59'49.380
Race Time 29'23.334							

4° 81 M. GONZALEZ (1'42.816)							
Lap	Seg.1	Seg.2	Seg.3	Seg.4	Lap Time	km/h	Local Time
1		15.589	30.637	31.707	1'49.663	238,9	12:32'15.709

2	25.500	15.335	30.354	31.915	1'43.104	238,9	12:33'58.813
3	25.481	15.353	30.369	31.613	1'42.816	236,8	12:35'41.629
4	25.530	15.452	30.242	31.706	1'42.930	237,4	12:37'24.559
5	25.487	15.472	30.351	31.683	1'42.993	237,4	12:39'07.552
6	25.428	15.472	30.384	31.764	1'43.048	236,8	12:40'50.600
7	25.544	15.466	30.553	31.750	1'43.313	237,9	12:42'33.913
8	25.465	15.469	30.469	31.956	1'43.359	236,3	12:44'17.272
9	25.835	15.531	30.449	32.029	1'43.844	240,0	12:46'01.116
10	25.695	15.523	30.559	31.920	1'43.697	241,6	12:47'44.813
11	25.699	15.479	30.659	31.842	1'43.679	240,5	12:49'28.492
12	25.657	15.497	30.552	31.750	1'43.456	237,9	12:51'11.948
13	25.613	15.480	30.443	31.856	1'43.392	240,0	12:52'55.340
14	25.589	15.544	30.614	31.898	1'43.645	239,5	12:54'38.985
15	25.605	15.607	30.571	32.042	1'43.825	238,9	12:56'22.810
16	25.616	15.561	30.564	31.896	1'43.637	235,8	12:58'06.447
17	25.746	15.611	30.670	32.516	1'44.543	237,4	12:59'50.990
Race Time 29'24.944							

5° 94 F. CARICASULO (1'43.167)							
Lap	Seg.1	Seg.2	Seg.3	Seg.4	Lap Time	km/h	Local Time
1		15.470	31.226	31.685	1'50.637	238,9	12:32'16.683
2	25.702	15.357	30.929	31.635	1'43.623	240,0	12:34'00.306
3	25.688	15.418	30.610	31.716	1'43.432	240,0	12:35'43.738
4	25.712	15.258	30.756	31.770	1'43.496	243,2	12:37'27.234
5	25.637	15.351	30.536	31.643	1'43.167	242,7	12:39'10.401
6	25.545	15.303	30.624	31.785	1'43.257	241,6	12:40'53.658
7	25.544	15.496	30.500	31.727	1'43.267	237,9	12:42'36.925
8	25.489	15.456	30.522	31.819	1'43.286	240,0	12:44'20.211
9	25.390	15.463	30.498	31.910	1'43.261	239,5	12:46'03.472
10	25.557	15.587	30.511	31.802	1'43.457	236,3	12:47'46.929
11	25.720	15.549	30.435	31.831	1'43.535	236,8	12:49'30.464
12	25.574	15.532	30.601	31.995	1'43.702	237,9	12:51'14.166
13	25.508	15.551	30.538	31.933	1'43.530	235,3	12:52'57.696
14	25.718	15.650	30.586	31.867	1'43.821	234,8	12:54'41.517
15	25.505	15.577	30.496	31.797	1'43.375	234,8	12:56'24.892
16	25.500	15.557	30.445	31.894	1'43.396	232,8	12:58'08.288
17	25.670	15.549	30.789	31.986	1'43.994	236,3	12:59'52.282
Race Time 29'26.236							

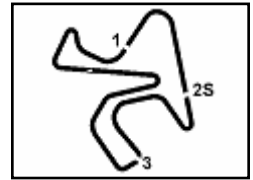
6° 61 C. ONCU (1'43.021)							
Lap	Seg.1	Seg.2	Seg.3	Seg.4	Lap Time	km/h	Local Time
1		15.423	30.529	31.704	1'50.168	242,2	12:32'16.214
2	25.451	15.354	30.412	31.804	1'43.021	238,9	12:33'59.235
3	25.410	15.403	30.261	32.126	1'43.200	236,3	12:35'42.435
4	25.703	15.563	30.347	31.927	1'43.540	235,3	12:37'25.975
5	25.484	15.550	30.273	31.871	1'43.178	235,8	12:39'09.153
6	25.541	15.585	30.474	31.842	1'43.442	234,3	12:40'52.595
7	25.550	15.610	30.385	31.968	1'43.513	233,3	12:42'36.108
8	25.605	15.577	30.457	31.927	1'43.566	234,8	12:44'19.674
9	25.564	15.615	30.426	32.354	1'43.959	234,3	12:46'03.633
10	25.641	15.621	30.479	31.870	1'43.611	235,8	12:47'47.244
11	25.587	15.638	30.516	31.835	1'43.576	236,3	12:49'30.820
12	25.615	15.644	30.552	31.949	1'43.760	235,3	12:51'14.580
13	25.567	15.577	30.460	31.883	1'43.487	234,8	12:52'58.067
14	25.704	15.657	30.499	31.852	1'43.712	233,3	12:54'41.779
15	25.669	15.641	30.609	31.766	1'43.685	233,8	12:56'25.464
16	25.839	15.640	30.656	32.078	1'44.213	234,3	12:58'09.677
17	25.715	15.702	30.643	31.984	1'44.044	234,3	12:59'53.721
Race Time 29'27.675							

7° 3 R. DE ROSA (1'43.201)							
Lap	Seg.1	Seg.2	Seg.3	Seg.4	Lap Time	km/h	Local Time
1		15.337	31.136	31.731	1'50.900	243,2	12:32'16.946
2	25.650	15.261	30.674	31.616	1'43.201	242,7	12:34'00.147
3	25.690	15.311	30.717	31.763	1'43.481	242,7	12:35'43.628
4	25.667	15.380	30.595	31.773	1'43.415	243,2	12:37'27.043

26/09/2021 P = Pits In/Out - C = Lap Time Cancelled

These data/results cannot be reproduced, stored and/or transmitted in whole or in part by any manner of electronic, mechanical, photocopying, recording, broadcasting or otherwise now known or herein after developed without the previous express consent by the copyright owner, except for reproduction in daily press and regular printed publications on sale to the public within 60 days of the event related to those data/results and always provided that copyright symbol appears together as follows below.

© DORNA WSBK ORGANIZATION Srl 2021



Motul Spanish Round, 24-26 September 2021

Chronological Analysis Race

Jerez 4.423 m

Start at 12:30'26.046

2 / 5

Lap	Seg.1	Seg.2	Seg.3	Seg.4	Lap Time	km/h	Local Time
5	25.625	15.435	30.466	31.688	1'43.214	236,8	12:39'10.257
6	25.602	15.377	30.834	31.793	1'43.606	237,9	12:40'53.863
7	25.619	15.360	30.664	31.722	1'43.365	240,5	12:42'37.228
8	25.556	15.487	30.548	31.718	1'43.309	237,4	12:44'20.537
9	25.601	15.347	30.626	31.816	1'43.390	240,0	12:46'03.927
10	25.667	15.463	30.733	31.817	1'43.680	241,1	12:47'47.607
11	25.640	15.403	30.672	31.696	1'43.411	241,1	12:49'31.018
12	25.679	15.427	30.704	32.020	1'43.830	241,6	12:51'14.848
13	25.706	15.423	30.653	31.820	1'43.602	238,4	12:52'58.450
14	25.834	15.504	30.792	31.852	1'43.982	237,9	12:54'42.432
15	25.656	15.466	30.696	31.795	1'43.613	237,9	12:56'26.045
16	25.773	15.446	30.757	31.919	1'43.895	237,4	12:58'09.940
17	25.783	15.484	30.974	31.941	1'44.182	240,0	12:59'54.122
Race Time 29'28.076							

8° 4 S. ODENDAAL (1'43.356)							
Lap	Seg.1	Seg.2	Seg.3	Seg.4	Lap Time	km/h	Local Time
1		15.473	30.695	31.627	1'49.786	240,5	12:32'15.832
2	25.635	15.342	30.514	33.157	1'44.648	241,1	12:34'00.480
3	25.846	15.333	30.645	31.775	1'43.599	242,2	12:35'44.079
4	25.626	15.332	30.844	31.802	1'43.604	242,2	12:37'27.683
5	25.728	15.430	30.692	31.932	1'43.782	240,0	12:39'11.465
6	25.681	15.478	31.001	32.200	1'44.360	238,4	12:40'55.825
7	25.714	15.455	30.628	31.679	1'43.476	239,5	12:42'39.301
8	25.658	15.487	30.655	31.729	1'43.529	238,4	12:44'22.830
9	25.669	15.500	30.522	31.665	1'43.356	237,9	12:46'06.186
10	25.642	15.478	30.509	31.875	1'43.504	240,5	12:47'49.690
11	25.733	15.453	30.634	31.898	1'43.718	240,0	12:49'33.408
12	25.599	15.472	30.694	31.882	1'43.647	239,5	12:51'17.055
13	25.736	15.579	30.565	32.108	1'43.988	238,9	12:53'01.043
14	25.912	15.458	30.868	31.774	1'44.012	240,5	12:54'45.055
15	25.808	15.425	30.622	32.102	1'43.957	241,6	12:56'29.012
16	25.741	15.420	30.794	32.053	1'44.008	239,5	12:58'13.020
17	25.756	15.487	30.665	31.840	1'43.748	238,9	12:59'56.768
Race Time 29'30.722							

9° 62 S. MANZI (1'43.396)							
Lap	Seg.1	Seg.2	Seg.3	Seg.4	Lap Time	km/h	Local Time
1		15.414	30.796	31.953	1'50.310	239,5	12:32'16.356
2	25.619	15.444	30.811	31.757	1'43.631	238,4	12:33'59.987
3	25.568	15.537	30.644	31.869	1'43.618	236,3	12:35'43.605
4	25.577	15.494	31.023	31.795	1'43.889	235,3	12:37'27.494
5	25.777	15.584	30.818	31.783	1'43.962	235,3	12:39'11.456
6	25.891	15.450	30.922	31.986	1'44.249	240,0	12:40'55.705
7	25.691	15.613	30.837	31.848	1'43.989	234,8	12:42'39.694
8	25.661	15.528	30.561	31.924	1'43.674	237,9	12:44'23.368
9	25.568	15.467	30.609	31.752	1'43.396	238,9	12:46'06.764
10	25.655	15.529	30.612	31.851	1'43.647	238,9	12:47'50.411
11	25.641	15.498	30.637	31.862	1'43.638	238,4	12:49'34.049
12	25.645	15.504	30.603	31.748	1'43.500	236,8	12:51'17.549
13	25.613	15.588	30.487	31.766	1'43.454	236,8	12:53'01.003
14	25.721	15.571	30.620	31.789	1'43.701	235,3	12:54'44.704
15	25.679	15.590	30.802	32.027	1'44.098	235,3	12:56'28.802
16	25.720	15.675	30.919	31.944	1'44.258	234,8	12:58'13.060
17	25.920	15.617	30.838	31.869	1'44.244	234,8	12:59'57.304
Race Time 29'31.258							

10° 16 J. CLUZEL (1'43.574)							
Lap	Seg.1	Seg.2	Seg.3	Seg.4	Lap Time	km/h	Local Time
1		15.583	31.179	31.918	1'51.784	239,5	12:32'17.830
2	25.921	15.627	30.750	31.824	1'44.122	238,4	12:34'01.952
3	25.746	15.451	30.666	31.862	1'43.725	237,4	12:35'45.677
4	25.703	15.533	30.652	31.840	1'43.728	238,4	12:37'29.405
5	25.720	15.472	30.612	31.770	1'43.574	238,4	12:39'12.979
6	25.646	15.470	30.859	31.863	1'43.838	238,4	12:40'56.817
7	26.145	15.492	30.715	31.918	1'44.270	239,5	12:42'41.087

11° 25 M. BRENNER (1'43.456)							
Lap	Seg.1	Seg.2	Seg.3	Seg.4	Lap Time	km/h	Local Time
1			15.489	30.966	31.896	1'51.608	241,6
2	25.645	15.507		30.439	31.865	1'43.456	236,3
3	25.658	15.528	30.470	31.864	1'43.520	234,8	12:35'44.630
4	25.629	15.527	30.606	31.845	1'43.607	235,3	12:37'28.237
5	25.870	15.545	30.551	31.896	1'43.862	233,8	12:39'12.099
6	25.669	15.529	30.711	32.070	1'43.979	235,8	12:40'56.078
7	25.856	15.493	30.784	31.990	1'44.123	237,4	12:42'40.201
8	25.691	15.582	30.634	31.950	1'43.857	234,3	12:44'24.058
9	25.737	15.586	30.707	32.112	1'44.142	235,3	12:46'08.200
10	25.793	15.715	30.753	32.314	1'44.575	233,8	12:47'52.775
11	25.703	15.656	30.737	32.334	1'44.430	233,3	12:49'37.205
12	25.838	15.629	30.744	32.097	1'44.308	234,3	12:51'21.513
13	25.835	15.658	30.870	32.281	1'44.644	232,3	12:53'06.157
14	25.987	15.704	31.058	32.371	1'45.120	232,8	12:54'51.277
15	25.822	15.656	30.793	32.213	1'44.484	232,8	12:56'35.761
16	25.759	15.691	30.780	32.239	1'44.469	233,3	12:58'20.230
17	25.914	15.698	30.914	32.463	1'44.989	233,3	13:00'05.219
Race Time 29'39.173							

12° 38 H. SOOMER (1'43.991)							
Lap	Seg.1	Seg.2	Seg.3	Seg.4	Lap Time	km/h	Local Time
1			15.468	31.255	32.032	1'52.091	238,4
2	25.832	15.624	30.905	31.908	1'44.269	237,4	12:34'02.406
3	25.854	15.470	30.896	31.986	1'44.206	237,9	12:35'46.612
4	25.646	15.580	30.790	31.975	1'43.991	234,3	12:37'30.603
5	25.815	15.588	30.931	31.867	1'44.201	237,4	12:39'14.804
6	25.691	15.562	30.855	32.099	1'44.207	234,8	12:40'59.011
7	25.775	15.584	31.044	32.077	1'44.480	234,8	12:42'43.491
8	25.849	15.560	30.872	32.151	1'44.432	233,3	12:44'27.923
9	25.813	15.614	30.749	32.089	1'44.265	234,8	12:46'12.188
10	25.802	15.546	30.849	32.184	1'44.381	233,3	12:47'56.569
11	25.789	15.662	30.763	32.205	1'44.419	233,8	12:49'40.988
12	25.835	15.619	30.831	32.102	1'44.387	234,3	12:51'25.375
13	25.717	15.755	30.688	32.055	1'44.215	230,8	12:53'09.590
14	25.850	15.672	30.951	32.175	1'44.648	233,3	12:54'54.238
15	25.831	15.619	30.998	32.025	1'44.473	232,8	12:56'38.711
16	25.996	15.661	30.881	32.080	1'44.618	233,3	12:58'23.329
17	25.744	15.627	30.900	32.090	1'44.361	232,8	13:00'07.690
Race Time 29'41.644							

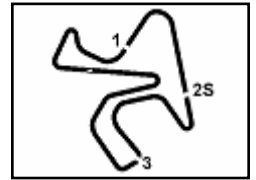
13° 56 P. SEBESTYEN (1'44.054)							
Lap	Seg.1	Seg.2	Seg.3	Seg.4	Lap Time	km/h	Local Time
1			15.507	31.232	31.908	1'52.230	244,9
2	26.052	15.419	30.973	31.922	1'44.366	242,2	12:34'02.642
3	25.912	15.471	30.781	31.891	1'44.055	241,1	12:35'46.697
4	25.873	15.470	30.849	31.906	1'44.098	241,1	12:37'30.795
5	25.868	15.469	30.992	32.071	1'44.400	242,2	12:39'15.195
6	25.765	15.495	30.866	31.928	1'44.054	238,9	12:40'59.249
7	25.952	15.573	30.831	32.015	1'44.371	240,5	12:42'43.620
8	26.011	15.614	30.826	32.022	1'44.473	240,0	12:44'28.093
9	25.867	15.567	30.909	31.953	1'44.296	237,9	12:46'12.389
10	25.861	15.525	30.883	32.095	1'44.364	240,0	12:47'56.753

26/09/2021 P = Pits In/Out - C = Lap Time Cancelled

These data/results cannot be reproduced, stored and/or transmitted in whole or in part by any manner of electronic, mechanical, photocopying, recording, broadcasting or otherwise now known or herein after developed without the previous express consent by the copyright owner, except for reproduction in daily press and regular printed publications on sale to the public within 60 days of the event related to those data/results and always provided that copyright symbol appears together as follows below.

© DORNA WSBK ORGANIZATION Srl 2021





Motul Spanish Round, 24-26 September 2021

Chronological Analysis Race

Jerez 4.423 m

Start at 12:30'26.046

3 / 5

11	25.901	15.534	30.893	32.118	1'44.446	238,9	12:49'41.199	14	25.975	15.672	31.249	32.398	1'45.294	234,3	12:55'09.247
12	26.017	15.609	30.832	32.007	1'44.465	237,4	12:51'25.664	15	25.984	15.748	30.939	32.496	1'45.167	231,3	12:56'54.414
13	25.816	15.662	30.742	32.144	1'44.364	237,4	12:53'10.028	16	25.998	15.844	31.057	32.294	1'45.193	229,8	12:58'39.607
14	25.871	15.651	30.938	32.234	1'44.694	237,9	12:54'54.722	17	25.991	15.831	31.232	32.427	1'45.481	231,3	13:00'25.088
15	25.906	15.586	30.968	32.033	1'44.493	236,8	12:56'39.215								Race Time 29'59.042
16	25.917	15.580	30.957	32.040	1'44.494	237,4	12:58'23.709								
17	25.969	15.606	30.970	32.210	1'44.755	238,4	13:00'08.464								

Race Time 29'42.418

14° 22 F. FULIGNI (1'44.012)							
Lap	Seg.1	Seg.2	Seg.3	Seg.4	Lap Time	km/h	Local Time
1		15.769	31.325	31.932	1'52.779	235,3	12:32'18.825
2	25.581	15.545	30.876	32.183	1'44.185	234,8	12:34'03.010
3	25.710	15.657	30.664	32.075	1'44.106	234,8	12:35'47.116
4	25.678	15.502	30.781	32.073	1'44.034	235,8	12:37'31.150
5	25.989	15.551	30.958	32.110	1'44.608	234,8	12:39'15.758
6	25.665	15.448	30.850	32.049	1'44.012	235,3	12:40'59.770
7	25.720	15.501	30.942	32.239	1'44.402	238,9	12:42'44.172
8	25.903	15.584	30.954	32.285	1'44.726	234,8	12:44'28.898
9	25.727	15.589	30.803	32.203	1'44.322	234,3	12:46'13.220
10	25.733	15.623	30.925	32.266	1'44.547	233,3	12:47'57.767
11	25.820	15.620	30.820	32.152	1'44.412	230,3	12:49'42.179
12	25.751	15.596	30.981	32.192	1'44.520	233,8	12:51'26.699
13	25.746	15.606	31.051	32.363	1'44.766	233,3	12:53'11.465
14	25.844	15.651	31.090	32.309	1'44.894	231,8	12:54'56.359
15	25.863	15.630	31.062	32.648	1'45.203	231,8	12:56'41.562
16	25.973	15.762	31.299	32.448	1'45.482	231,3	12:58'27.044
17	25.957	15.860	31.391	32.663	1'45.871	230,8	13:00'12.915

Race Time 29'46.869

15° 71 C. BERGMAN (1'44.403)							
Lap	Seg.1	Seg.2	Seg.3	Seg.4	Lap Time	km/h	Local Time
1		15.758	32.202	32.294	1'54.601	236,8	12:32'20.647
2	26.167	15.721	31.155	32.112	1'45.155	241,1	12:34'05.802
3	25.930	15.598	30.863	32.023	1'44.414	242,7	12:35'50.216
4	25.906	15.448	30.950	32.292	1'44.596	236,8	12:37'34.812
5	25.881	15.539	31.015	31.968	1'44.403	235,8	12:39'19.215
6	25.906	15.553	31.158	32.063	1'44.680	236,8	12:41'03.895
7	26.004	15.613	30.900	32.121	1'44.638	236,8	12:42'48.533
8	26.027	15.503	31.119	32.163	1'44.812	236,3	12:44'33.345
9	25.988	15.625	31.013	32.060	1'44.686	235,8	12:46'18.031
10	26.041	15.590	31.028	32.076	1'44.735	236,3	12:48'02.766
11	26.035	15.512	31.133	32.057	1'44.737	236,3	12:49'47.503
12	26.076	15.561	31.117	32.072	1'44.826	235,3	12:51'32.329
13	26.076	15.579	31.117	32.011	1'44.783	234,8	12:53'17.112
14	26.046	15.598	31.105	32.095	1'44.844	234,3	12:55'01.956
15	26.325	15.596	31.173	32.123	1'45.217	233,3	12:56'47.173
16	26.075	15.650	31.190	32.052	1'44.967	234,8	12:58'32.140
17	26.087	15.641	31.273	32.172	1'45.173	234,3	13:00'17.313

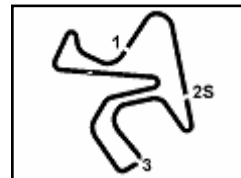
Race Time 29'51.267

16° 96 D. SANCHIS MARTINEZ (1'44.209)							
Lap	Seg.1	Seg.2	Seg.3	Seg.4	Lap Time	km/h	Local Time
1		15.757	32.737	32.939	1'56.242	238,4	12:32'22.288
2	26.129	15.643	31.224	32.567	1'45.563	240,5	12:34'07.851
3	25.960	15.770	31.383	32.413	1'45.526	238,9	12:35'53.377
4	25.881	15.748	31.182	32.423	1'45.234	237,4	12:37'38.611
5	25.582	15.577	30.806	32.244	1'44.209	235,8	12:39'22.820
6	25.932	15.649	30.762	32.177	1'44.520	234,3	12:41'07.340
7	25.855	15.757	30.866	32.589	1'45.067	233,8	12:42'52.407
8	25.950	15.648	30.922	32.150	1'44.670	235,8	12:44'37.077
9	26.015	15.728	31.204	32.296	1'45.243	235,8	12:46'22.320
10	26.106	15.704	31.275	32.262	1'45.347	236,3	12:48'07.667
11	26.023	15.703	31.332	32.340	1'45.398	237,9	12:49'53.065
12	26.207	15.676	31.230	32.459	1'45.572	239,5	12:51'38.637
13	26.214	15.714	31.092	32.296	1'45.316	232,8	12:53'23.953

26/09/2021 P = Pits In/Out - C = Lap Time Cancelled

These data/results cannot be reproduced, stored and/or transmitted in whole or in part by any manner of electronic, mechanical, photocopying, recording, broadcasting or otherwise now known or herein after developed without the previous express consent by the copyright owner, except for reproduction in daily press and regular printed publications on sale to the public within 60 days of the event related to those data/results and always provided that copyright symbol appears together as follows below.

© DORNA WSBK ORGANIZATION Srl 2021



Start at 12:30'26.046

17	26.210	15.606	31.308	32.172	1'45.296	235,8	13:00'26.062
Race Time 30'00.016							

20° 42 S. FROSSARD (1'45.436)							
Lap	Seg.1	Seg.2	Seg.3	Seg.4	Lap Time	km/h	Local Time
1		15.739	32.279	32.894	1'55.892	235,8	12:32'21.938
2	26.039	15.532	31.207	32.658	1'45.436	236,8	12:34'07.374
3	25.931	15.871	31.315	32.446	1'45.563	231,8	12:35'52.937
4	26.138	15.734	31.327	32.860	1'46.059	234,3	12:37'38.996
5	26.567	15.748	31.326	32.493	1'46.134	234,3	12:39'25.130
6	26.041	15.783	31.328	32.673	1'45.825	233,3	12:41'10.955
7	26.366	15.774	31.550	33.433	1'47.123	233,8	12:42'58.078
8	26.159	15.733	31.622	32.710	1'46.224	233,3	12:44'44.302
9	26.247	15.789	31.326	32.886	1'46.248	233,3	12:46'30.550
10	26.323	15.877	31.379	32.783	1'46.362	233,8	12:48'16.912
11	26.208	15.803	31.671	32.547	1'46.229	232,8	12:50'03.141
12	26.081	15.800	31.330	32.490	1'45.701	232,8	12:51'48.842
13	25.994	15.696	31.452	32.662	1'45.804	237,4	12:53'34.646
14	26.105	15.832	31.505	32.558	1'46.000	235,3	12:55'20.646
15	26.140	15.758	31.215	32.787	1'45.900	231,8	12:57'06.546
16	26.483	15.802	31.431	32.749	1'46.465	233,3	12:58'53.011
17	26.434	15.865	31.571	32.811	1'46.681	227,8	13:00'39.692
Race Time 30'13.646							

21° 50 O. VOSTATEK (1'45.472)							
Lap	Seg.1	Seg.2	Seg.3	Seg.4	Lap Time	km/h	Local Time
1		15.778	32.140	32.674	1'55.869	236,8	12:32'21.915
2	26.361	15.755	31.130	32.458	1'45.704	233,8	12:34'07.619
3	26.062	15.837	31.238	32.392	1'45.529	232,8	12:35'53.148
4	26.024	15.820	31.442	32.729	1'46.015	233,3	12:37'39.163
5	26.044	15.843	31.293	32.292	1'45.472	229,8	12:39'24.635
6	25.954	15.911	31.405	34.679	1'47.949	228,8	12:41'12.584
7	26.237	15.951	31.191	32.754	1'46.133	228,8	12:42'58.717
8	26.177	15.947	31.441	32.620	1'46.185	231,3	12:44'44.902
9	26.128	15.909	31.366	32.464	1'45.867	232,3	12:46'30.769
10	26.266	15.901	31.376	32.798	1'46.341	233,8	12:48'17.110
11	26.127	15.740	31.338	32.497	1'45.702	238,4	12:50'02.812
12	26.029	15.919	31.177	32.585	1'45.710	226,9	12:51'48.522
13	26.020	15.958	31.273	32.770	1'46.021	227,4	12:53'34.543
14	26.022	16.005	31.673	32.591	1'46.291	225,9	12:55'20.834
15	26.065	15.721	31.364	32.661	1'45.811	235,8	12:57'06.645
16	26.480	15.747	31.508	32.701	1'46.436	237,9	12:58'53.081
17	26.070	15.986	31.903	32.718	1'46.677	225,5	13:00'39.758
Race Time 30'13.712							

22° 45 S. KAWASAKI (1'45.538)							
Lap	Seg.1	Seg.2	Seg.3	Seg.4	Lap Time	km/h	Local Time
1		15.707	32.108	32.631	1'55.550	239,5	12:32'21.596
2	26.224	15.687	31.340	32.593	1'45.844	233,8	12:34'07.440
3	26.063	15.975	31.771	32.427	1'46.236	232,3	12:35'53.676
4	26.122	15.782	31.523	32.725	1'46.152	236,8	12:37'39.828
5	26.107	15.799	31.226	32.406	1'45.538	234,8	12:39'25.366
6	26.374	15.931	31.374	32.610	1'46.289	232,3	12:41'11.655
7	26.164	15.925	31.477	33.104	1'46.670	233,3	12:42'58.325
8	26.291	15.854	31.624	32.710	1'46.479	235,3	12:44'44.804
9	26.383	15.988	31.465	32.680	1'46.516	231,8	12:46'31.320
10	26.398	15.897	31.499	32.821	1'46.615	234,3	12:48'17.935
11	26.379	15.819	31.341	32.729	1'46.268	234,3	12:50'04.203
12	26.368	15.939	31.661	33.112	1'47.080	230,3	12:51'51.283
13	26.403	16.083	31.722	33.146	1'47.354	228,8	12:53'38.637
14	26.404	16.032	31.953	32.929	1'47.318	230,8	12:55'25.955
15	26.539	16.079	31.817	32.985	1'47.420	227,4	12:57'13.375
16	26.487	16.089	31.837	32.952	1'47.365	228,8	12:59'00.740
17	26.669	15.985	32.073	33.099	1'47.826	230,3	13:00'48.566
Race Time 30'22.520							

RET 21 R. KRUMMENACHER (1'43.386)							
Lap	Seg.1	Seg.2	Seg.3	Seg.4	Lap Time	km/h	Local Time
1		15.400	31.167	31.784	1'51.159	242,2	12:32'17.205
2	25.710	15.258	30.699	31.744	1'43.411	240,0	12:34'00.616
3	25.932	15.289	30.636	31.974	1'43.831	241,1	12:35'44.447
4	25.656	15.346	30.639	31.878	1'43.519	237,9	12:37'27.966
5	25.825	15.358	30.807	31.802	1'43.792	241,1	12:39'11.758
6	25.801	15.300	30.960	32.084	1'44.145	243,2	12:40'55.903
7	25.917	15.258	30.940	31.812	1'43.927	243,2	12:42'39.830
8	25.796	15.345	30.679	31.813	1'43.633	241,6	12:44'23.463
9	25.652	15.337	30.721	31.676	1'43.386	242,7	12:46'06.849
10	25.702	15.420	30.726	31.838	1'43.686	241,6	12:47'50.535
11	25.679	15.346	30.766	31.924	1'43.715	241,6	12:49'34.250
12	25.666	15.344	30.789	31.800	1'43.599	242,2	12:51'17.849
13	25.708	15.429	30.758	31.802	1'43.697	237,9	12:53'01.546
14	25.754	15.367	30.768	31.945	1'43.834	239,5	12:54'45.380
15	25.659	15.376	30.658	32.109	1'43.802	242,2	12:56'29.182
16	25.855	15.321	30.887	31.885	1'43.948	241,1	12:58'13.130
Race Time 27'47.084							

RET 2 L. MONTELLA (1'45.851)							
Lap	Seg.1	Seg.2	Seg.3	Seg.4	Lap Time	km/h	Local Time
1		15.745	32.551	32.606	1'55.339	238,9	12:32'21.385
2	25.983	15.603	31.534	1'09.368	2'22.488	237,4	12:34'43.873
3	27.460	16.083	31.715	32.705	1'47.963	227,4	12:36'31.836
4	26.418	15.851	31.346	32.570	1'46.185	231,3	12:38'18.021
5	26.144	15.817	31.260	32.630	1'45.851	231,3	12:40'03.872
6	26.267	15.885	31.640	32.461	1'46.253	230,3	12:41'50.125
7	26.188	15.874	31.361	32.574	1'45.997	231,3	12:43'36.122
8	26.129	15.858	31.284	32.616	1'45.887	231,8	12:45'22.009
9	26.231	15.891	31.393	32.694	1'46.209	233,3	12:47'08.218
10	26.259	15.844	31.505	32.647	1'46.255	233,3	12:48'54.473
11	26.115	15.766	31.409	32.632	1'45.922	232,8	12:50'40.395
12	26.253	15.851	31.378	32.617	1'46.099	232,3	12:52'26.494
Race Time 22'00.448							

RET 55 G. HENDRA PRATAMA (1'45.099)							
Lap	Seg.1	Seg.2	Seg.3	Seg.4	Lap Time	km/h	Local Time
1		15.686	32.435	32.199	1'54.358	239,5	12:32'20.404
2	26.369	15.697	31.101	32.000	1'45.167	237,4	12:34'05.571
3	26.082	15.591	31.469	32.147	1'45.289	240,5	12:35'50.860
4	26.266	15.626	31.442	33.163	1'46.497	238,9	12:37'37.357
5	26.161	15.718	31.222	32.200	1'45.301	238,4	12:39'22.658
6	26.470	15.665	31.336	32.240	1'45.711	238,4	12:41'08.369
7	26.100	15.727	31.161	32.288	1'45.276	238,4	12:42'53.645
8	26.128	15.699	31.133	32.139	1'45.099	236,8	12:44'38.744
9	26.074	15.718	31.083	32.250	1'45.125	236,8	12:46'23.869
10	26.020	15.632	31.238	32.250	1'45.140	237,9	12:48'09.009
11	26.077	15.710	1'08.404	33.679	2'23.870	236,3	12:50'32.879
Race Time 20'06.833							

RET 28 G. VAN STRAALLEN (1'43.749)							
Lap	Seg.1	Seg.2	Seg.3	Seg.4	Lap Time	km/h	Local Time
1		15.655	30.942	31.832	1'51.365	238,4	12:32'17.411
2	25.810	15.464	31.588	32.137	1'44.999	237,4	12:34'02.410
3	25.647	15.460	30.835	31.807	1'43.749	236,8	12:35'46.159
4	25.737	15.478	30.527	32.680	1'44.422	236,8	12:37'30.581
5	25.731	15.512	30.883	31.857	1'43.983	235,3	12:39'14.564
6	25.727	15.596	30.689	31.740	1'43.752	234,3	12:40'58.316
Race Time 10'32.270							

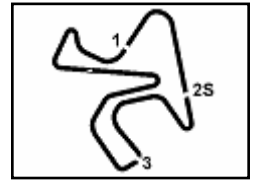
RET 69 E. MONTERO HUERTA (1'46.173)							
Lap	Seg.1	Seg.2	Seg.3	Seg.4	Lap Time	km/h	Local Time
1		15.903	32.245	32.997	1'56.606	234,3	12:32'22.652
2	26.351	15.711	31.575	32.646	1'46.283	233,8	12:34'08.935
3	26.237	15.765	31.494	32.690	1'46.186	232,3	12:35'55.121

26/09/2021

P = Pits In/Out - C = Lap Time Cancelled

These data/results cannot be reproduced, stored and/or transmitted in whole or in part by any manner of electronic, mechanical, photocopying, recording, broadcasting or otherwise now known or herein after developed without the previous express consent by the copyright owner, except for reproduction in daily press and regular printed publications on sale to the public within 60 days of the event related to those data/results and always provided that copyright symbol appears together as follows below.

© DORNA WSBK ORGANIZATION Srl 2021



Jerez 4.423 m

5 / 5

Motul Spanish Round, 24-26 September 2021

Chronological Analysis Race

Start at 12:30'26.046

4	26.243	15.790	31.426	32.714	1'46.173	231,8	12:37'41.294
5	26.290	15.834	31.577	32.611	1'46.312	230,8	12:39'27.606
6	26.332	15.969	31.778	33.558	1'47.637	228,8	12:41'15.243

Race Time 10'49.197

RET 95 V. TAKALA (1'44.874)							
Lap	Seg.1	Seg.2	Seg.3	Seg.4	Lap Time	km/h	Local Time
1		15.721	32.072	32.354	1'54.728	240,0	12:32'20.774
2	26.164	15.659	31.572	32.039	1'45.434	236,3	12:34'06.208
3	25.910	15.702	31.120	32.142	1'44.874	235,3	12:35'51.082

Race Time 5'25.036

RET 40 U. ORRADRE							
Lap	Seg.1	Seg.2	Seg.3	Seg.4	Lap Time	km/h	Local Time
1		15.538	31.242	31.967	1'52.167	239,5	12:32'18.213

Race Time 1'52.167

26/09/2021 P = Pits In/Out - C = Lap Time Cancelled

These data/results cannot be reproduced, stored and/or transmitted in whole or in part by any manner of electronic, mechanical, photocopying, recording, broadcasting or otherwise now known or herein after developed without the previous express consent by the copyright owner, except for reproduction in daily press and regular printed publications on sale to the public within 60 days of the event related to those data/results and always provided that copyright symbol appears together as follows below.

© DORNA WSBK ORGANIZATION Srl 2021

