

Motul Spanish Round, 24-26 September 2021 Chronological Analysis Free Practice 1st Session

1° 5 P. OETTL (1'42.249)							
Lap	Seg.1	Seg.2	Seg.3	Seg.4	Lap Time	km/h	Local Time
1							11:25'54.197
2	32.647	16.557	32.291	35.071	1'56.566P	228,3	11:27'50.763
3	26.131	15.622	30.832	32.159	1'44.744	233,3	11:29'35.507
4	25.577	15.482	30.448	32.025	1'43.532	234,3	11:31'19.039
5	25.362	15.426	30.309	31.706	1'42.803	233,8	11:33'01.842
6	26.106	15.600	30.981	32.081	1'44.768	232,3	11:34'46.610
7	25.356	15.419	30.520	32.009	1'43.304	234,8	11:36'29.914
8	28.061	15.473	30.801	31.714	1'46.049	234,8	11:38'15.963
9	25.514	15.500	30.391	31.857	1'43.262	233,8	11:39'59.225
10	27.260	15.551	30.550	31.818	1'45.179	232,8	11:41'44.404
11	25.385	15.534	30.819	31.958	1'43.696C	233,8	11:43'28.100
12	27.822	15.992	32.466	4'48.115	6'04.395P	228,3	11:49'32.495
13	35.743	15.767	30.724	31.857	1'54.091P	230,8	11:51'26.586
14	25.542	15.576	30.742	31.878	1'43.738	232,3	11:53'10.324
15	25.690	15.531	30.463	31.854	1'43.538	232,8	11:54'53.862
16	25.672	15.575	30.590	31.933	1'43.770	232,8	11:56'37.632
17	25.502	15.586	30.570	31.929	1'43.587	233,3	11:58'21.219
18	29.648	16.909	33.705	5'35.909	6'56.171P	222,7	12:05'17.390
19	33.973	15.702	30.798	31.726	1'52.199P	231,3	12:07'09.589
20	25.206	15.398	30.095	31.550	1'42.249	235,3	12:08'51.838
21	28.107	15.646	31.039	32.642	1'47.434	232,3	12:10'39.272

17	32.744	15.921	30.939	31.954	1'51.558P	228,8	12:01'55.667
18	25.626	15.489	30.486	31.789	1'43.390C	231,3	12:03'39.057
19	25.452	15.439	30.451	31.660	1'43.002	232,8	12:05'22.059
20	25.436	15.421	30.364	31.553	1'42.774	233,3	12:07'04.833
21	27.864	17.040	31.135	31.704	1'47.743	181,2	12:08'52.576
22	25.437	15.442	34.781	32.368	1'48.028	238,9	12:10'40.604

2° 81 M. GONZALEZ (1'42.681)							
Lap	Seg.1	Seg.2	Seg.3	Seg.4	Lap Time	km/h	Local Time
1		15.942	31.638	32.471		229,3	11:26'54.606
2	26.084	15.671	30.763	31.906	1'44.424	233,3	11:28'39.030
3	25.710	15.561	30.828	31.790	1'43.889	234,8	11:30'22.919
4	25.703	15.650	30.714	31.831	1'43.898	233,8	11:32'06.817
5	25.652	15.602	30.489	31.667	1'43.410	233,8	11:33'50.227
6	25.737	15.430	30.753	31.811	1'43.731	237,4	11:35'33.958
7	25.572	15.466	30.756	9'28.408	10'40.202P	235,3	11:46'14.160
8	32.762	15.731	31.089	32.225	1'51.807P	233,3	11:48'05.967
9	25.603	15.571	30.544	31.828	1'43.546	234,3	11:49'49.513
10	25.590	15.540	30.511	31.755	1'43.396	233,8	11:51'32.909
11	25.529	15.523	30.433	31.903	1'43.388	233,3	11:53'16.297
12	26.559	15.733	30.910	5'13.258	6'26.460P	233,8	11:59'42.757
13	32.063	15.841	31.071	33.212	1'52.187P	232,3	12:01'34.944
14	25.455	15.449	31.258	34.170	1'46.332	235,3	12:03'21.276
15	25.509	15.356	30.361	31.455	1'42.681	234,8	12:05'03.957
16	26.213	16.009	31.207	1'33.133	2'46.562P	235,8	12:07'50.519
17	31.991	16.005	31.847	32.682	1'52.525P	233,3	12:09'43.044
18	25.446	15.449	30.301	31.646	1'42.842	234,3	12:11'25.886

4° 21 R. KRUMMENACHER (1'42.832)							
Lap	Seg.1	Seg.2	Seg.3	Seg.4	Lap Time	km/h	Local Time
1		16.314	31.532	33.383		228,8	11:26'58.317
2	25.837	15.552	30.693	31.920	1'44.002	234,8	11:28'42.319
3	25.618	15.504	30.479	31.915	1'43.516	236,8	11:30'25.835
4	25.617	15.455	30.546	31.745	1'43.363	235,8	11:32'09.198
5	25.476	15.450	30.493	31.797	1'43.216	234,3	11:33'52.414
6	28.390	16.011	31.913	7'27.314	8'43.628P	228,3	11:42'36.042
7	36.375	16.069	31.484	32.185	1'56.113P	228,3	11:44'32.155
8	25.632	15.541	30.671	31.980	1'43.824	234,3	11:46'15.979
9	25.681	15.436	30.805	32.075	1'43.997	235,3	11:47'59.976
10	29.190	15.879	35.504	5'59.994	7'20.567P	228,3	11:55'20.543
11	34.631	15.744	31.363	33.376	1'55.114P	232,3	11:57'15.657
12	25.585	15.631	30.734	31.968	1'43.918	232,3	11:58'59.575
13	25.542	15.515	30.666	31.965	1'43.688	233,8	12:00'43.263
14	29.715	16.061	32.888	3'25.928	4'44.592P	230,8	12:05'27.855
15	33.392	16.082	33.517	33.619	1'56.610P	227,8	12:07'24.465
16	25.538	15.384	30.380	31.655	1'42.957	233,3	12:09'07.422
17	25.384	15.389	30.403	31.656	1'42.832	233,8	12:10'50.254

5° 77 D. AEGERTER (1'43.034)							
Lap	Seg.1	Seg.2	Seg.3	Seg.4	Lap Time	km/h	Local Time
1							11:24'57.909
2	37.830	16.152	31.686	32.475	1'58.143P	229,3	11:26'56.052
3	26.153	15.624	30.764	31.802	1'44.343	232,8	11:28'40.395
4	25.740	15.525	30.649	31.725	1'43.639	233,3	11:30'24.034
5	25.603	15.481	30.623	31.665	1'43.372	234,3	11:32'07.406
6	25.526	15.564	30.653	31.651	1'43.394	234,8	11:33'50.800
7	25.611	15.489	31.132	31.829	1'44.061	233,8	11:35'34.861
8	25.452	15.466	30.737	31.860	1'43.515	234,8	11:37'18.376
9	25.441	15.512	30.588	31.558	1'43.099	233,3	11:39'01.475
10	25.607	15.578	30.550	31.610	1'43.345	232,3	11:40'44.820
11	25.442	15.532	30.555	31.505	1'43.034	233,8	11:42'27.854
12	25.650	15.927	31.759	10'40.683	11'54.019P	227,4	11:54'21.873
13	37.738	16.144	32.089	32.123	1'58.094P	224,5	11:56'19.967
14	25.911	15.614	30.842	31.984	1'44.351	233,3	11:58'04.318
15	25.618	15.527	30.622	31.895	1'43.662	233,3	11:59'47.980
16	25.591	15.500	30.793	31.824	1'43.708	236,3	12:01'31.688
17	25.536	15.561	31.014	31.877	1'43.988	234,3	12:03'15.676
18	25.630	15.528	30.610	31.807	1'43.575	234,8	12:04'59.251
19	25.489	15.550	30.490	31.708	1'43.237	232,8	12:06'42.488
20	25.512	15.534	30.473	31.703	1'43.222	232,8	12:08'25.710
21	25.501	15.531	30.581	31.758	1'43.371	235,3	12:10'09.081

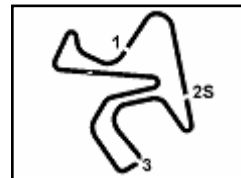
3° 66 N. TUULI (1'42.774)							
Lap	Seg.1	Seg.2	Seg.3	Seg.4	Lap Time	km/h	Local Time
1							11:25'49.986
2	34.337	16.971	32.570	32.990	1'56.868P	225,0	11:27'46.854
3	26.331	15.944	31.042	32.170	1'45.487	230,8	11:29'32.341
4	25.928	15.705	30.980	32.058	1'44.671	231,3	11:31'17.012
5	25.762	15.676	30.822	32.211	1'44.471	231,8	11:33'01.483
6	25.798	15.545	30.635	32.097	1'44.075	232,3	11:34'45.558
7	25.666	15.550	30.918	32.068	1'44.202	233,8	11:36'29.760
8	25.617	15.512	30.766	31.916	1'43.811	232,8	11:38'13.571
9	25.713	15.509	31.226	32.595	1'45.043	235,3	11:39'58.614
10	25.714	15.529	30.771	31.888	1'43.902	232,8	11:41'42.516
11	26.085	15.977	32.154	5'54.532	7'08.748P	229,8	11:48'51.264
12	32.955	15.777	31.365	32.245	1'52.342P	231,8	11:50'43.606
13	25.948	15.584	30.838	32.004	1'44.374	230,8	11:52'27.980
14	25.760	15.566	30.591	31.922	1'43.839	231,8	11:54'11.819
15	25.668	15.636	30.647	31.900	1'43.851	232,8	11:55'55.670
16	25.831	15.522	30.834	2'56.252	4'08.439P	233,3	12:00'04.109

6° 4 S. ODENDAAL (1'43.062)							
Lap	Seg.1	Seg.2	Seg.3	Seg.4	Lap Time	km/h	Local Time
1							11:25'09.171
2	33.148	16.711	31.959	33.219	1'55.037P	230,3	11:27'04.208
3	26.472	15.617	31.191	32.314	1'45.594	234,3	11:28'49.802
4	26.168	15.580	31.117	32.245	1'45.110	235,3	11:30'34.912
5	25.923	15.444	30.607	32.036	1'44.010	235,8	11:32'18.922
6	25.763	15.466	30.608	32.252	1'44.089	235,3	11:34'03.011
7	25.715	15.510	30.590	32.058	1'43.873	235,8	11:35'46.884
8	27.511	15.643	32.291	8'28.450	9'43.895P	234,3	11:45'30.779
9	33.144	15.702	31.101	32.188	1'52.135P	233,8	11:47'22.914
10	25.820	15.528	30.616	31.990	1'43.954	234,8	11:49'06.868

24/09/2021 P = Pits In/Out - C = Lap Time Cancelled

These data/results cannot be reproduced, stored and/or transmitted in whole or in part by any manner of electronic, mechanical, photocopying, recording, broadcasting or otherwise now known or herein after developed without the previous express consent by the copyright owner, except for reproduction in daily press and regular printed publications on sale to the public within 60 days of the event related to those data/results and always provided that copyright symbol appears together as follows below.

© DORNA WSBK ORGANIZATION Srl 2021



Motul Spanish Round, 24-26 September 2021

Chronological Analysis Free Practice 1st Session

11	25.738	15.579	30.926	32.119	1'44.362	235,8	11:50'51.230	6	27.881	15.710	30.604	32.642	1'46.837	228,8	11:35'27.718
12	25.689	15.657	30.763	31.920	1'44.029	233,8	11:52'35.259	7	29.337	15.867	32.133	33.847	1'51.184	230,3	11:37'18.902
13	27.787	15.884	31.200	10'01.155	11'16.026P	229,8	12:03'51.285	8	26.099	15.765	30.536	31.873	1'44.273	230,3	11:39'03.175
14	37.135	15.674	31.002	32.333	1'56.144P	234,8	12:05'47.429	9	25.633	15.848	30.515	32.061	1'44.057	226,4	11:40'47.232
15	25.564	15.359	30.431	31.708	1'43.062	236,8	12:07'30.491	10	30.348	15.904	30.960	35.217	1'52.429	234,3	11:42'39.661
16	25.750	15.476	30.615	31.892	1'43.733	235,3	12:09'14.224	11	25.669	15.718	30.356	31.890	1'43.633	231,8	11:44'23.294
17	25.547	15.429	30.568	31.693	1'43.237	237,4	12:10'57.461	12	26.418	15.926	31.567	8'19.440	9'33.351P	229,8	11:53'56.645

7° 62 S. MANZI (1'43.403)

Lap	Seg.1	Seg.2	Seg.3	Seg.4	Lap Time	km/h	Local Time
1							11:25'24.000
2	37.746	17.680			2'02.459P	222,2	11:27'26.459
3	26.881	16.061	31.805	32.688	1'47.435	228,8	11:29'13.894
4	26.425	15.911	31.489	32.415	1'46.240	229,8	11:31'00.134
5	28.077	16.424	35.854	4'09.569	5'29.924P	229,8	11:36'30.058
6	36.344	16.167	31.797	32.603	1'56.911P	229,3	11:38'26.969
7	26.121	15.938	31.282	32.416	1'45.757	230,3	11:40'12.726
8	26.315	15.926	31.325	32.300	1'45.866	231,3	11:41'58.592
9	26.035	15.976	31.312	32.336	1'45.659	229,3	11:43'44.251
10	25.966	15.784	31.157	32.086	1'44.993	230,8	11:45'29.244
11	25.867	15.766	31.148	32.316	1'45.097	232,3	11:47'14.341
12	25.818	15.800	30.973	32.134	1'44.725	231,8	11:48'59.066
13	31.539	18.975	34.347	32.265	1'57.126	221,3	11:50'56.192
14	25.907	15.811	30.947	32.028	1'44.693	231,3	11:52'40.885
15	25.641	15.721	30.855	31.941	1'44.158	233,8	11:54'25.043
16	27.681	16.231	31.248	6'13.340	7'28.500P	228,3	12:01'53.543
17	44.405	16.595	33.982	32.267	2'07.249P	208,5	12:04'00.792
18	25.745	15.642	30.742	31.772	1'43.901	232,8	12:05'44.693
19	25.524	15.625	30.616	31.638	1'43.403	234,8	12:07'28.096
20	29.209	16.344	31.500	32.082	1'49.135	221,3	12:09'17.231
21	25.511	15.565	30.530	31.810	1'43.416	233,8	12:11'00.647

10° 3 R. DE ROSA (1'43.745)

Lap	Seg.1	Seg.2	Seg.3	Seg.4	Lap Time	km/h	Local Time
1							11:26'29.710
2	34.007	17.055	32.833	33.165	1'57.060P	224,5	11:28'26.770
3	26.394	15.839	31.241	32.311	1'45.785	231,3	11:30'12.555
4	25.974	15.732	31.092	31.938	1'44.736	230,8	11:31'57.291
5	25.857	15.512	30.886	31.952	1'44.207	233,3	11:33'41.498
6	25.889	15.731	31.056	32.022	1'44.698	231,8	11:35'26.196
7	29.741	15.997	32.648	35.572	1'53.958	228,8	11:37'20.154
8	25.872	15.474	30.877	31.866	1'44.089	234,8	11:39'04.243
9	25.813	15.472	30.650	31.810	1'43.745	234,3	11:40'47.988
10	28.319	17.061	32.871	6'13.923	7'32.174P	229,8	11:48'20.162
11	37.923	18.433	31.992	32.806	2'01.154P	224,1	11:50'21.316
12	25.924	15.743	31.268	32.099	1'45.034	231,3	11:52'06.350
13	25.811	15.637	30.950	31.838	1'44.236	232,3	11:53'50.586
14	27.935	16.476	32.727	32.824	1'49.962	224,1	11:55'40.548
15	25.793	15.688	30.883	31.874	1'44.238	233,3	11:57'24.786
16	28.573	16.341	32.152	4'14.496	5'31.562P	225,0	12:02'56.348
17	36.335	19.586	33.827	35.513	2'05.261P	164,9	12:05'01.609
18	25.790	15.584	30.965	31.946	1'44.285	231,3	12:06'45.894
19	25.838	15.808	34.430	32.109	1'48.185	199,6	12:08'34.079
20	25.733	15.494	30.750	31.885	1'43.862	235,8	12:10'17.941

8° 94 F. CARICASULO (1'43.450)

Lap	Seg.1	Seg.2	Seg.3	Seg.4	Lap Time	km/h	Local Time
1							11:25'35.631
2	34.552	16.348	32.572	33.014	1'56.486P	225,9	11:27'32.117
3	26.249	15.854	31.704	32.637	1'46.444	230,8	11:29'18.561
4	26.081	15.925	31.515	32.487	1'46.008	229,3	11:31'04.569
5	26.156	15.774	31.260	32.297	1'45.487	230,3	11:32'50.056
6	25.717	15.684	30.978	32.511	1'44.890	231,3	11:34'34.946
7	25.957	15.704	30.602	32.125	1'44.388	230,3	11:36'19.334
8	25.778	15.726	30.851	32.140	1'44.495	229,8	11:38'03.829
9	25.649	15.670	30.684	32.038	1'44.041	231,3	11:39'47.870
10	25.913	15.701	30.817	5'35.329	6'47.760P	230,8	11:46'35.630
11	34.675	15.967	31.206	32.446	1'54.294P	231,8	11:48'29.924
12	25.865	15.745	30.806	32.234	1'44.650	230,8	11:50'14.574
13	25.708	15.696	30.797	32.139	1'44.340	229,3	11:51'58.914
14	25.821	15.746	30.631	32.021	1'44.219	230,3	11:53'43.133
15	25.614	15.669	30.617	31.900	1'43.800	231,8	11:55'26.933
16	26.533	16.119	31.908	3'30.262	4'44.822P	230,3	12:00'11.755
17	33.467	15.841	30.875	32.231	1'52.414P	230,8	12:02'04.169
18	25.452	15.591	30.438	31.969	1'43.450	229,8	12:03'47.619
19	25.435	15.621	52.354	1'56.046	3'29.456P	230,8	12:07'17.075
20	34.496	15.788	30.970	32.164	1'53.418P	230,3	12:09'10.493
21	25.617	15.660	30.728	31.919	1'43.924	231,3	12:10'54.417

11° 16 J. CLUZEL (1'43.911)

Lap	Seg.1	Seg.2	Seg.3	Seg.4	Lap Time	km/h	Local Time
1							11:25'04.622
2	33.045	16.258	33.091	32.927	1'55.321P	230,3	11:26'59.943
3	26.328	16.190	33.058	32.905	1'48.481	233,8	11:28'48.424
4	25.878	15.604	30.905	32.082	1'44.469	235,3	11:30'32.893
5	25.891	15.557	30.807	32.114	1'44.369	234,8	11:32'17.262
6	28.124	15.557	30.928	3'35.317	4'49.926P	234,8	11:37'07.188
7	31.344	15.869	35.992	34.233	1'57.438P	230,8	11:39'04.626
8	25.878	15.675	30.986	32.087	1'44.626	234,8	11:40'49.252
9	27.855	15.861	31.314	33.828	1'48.858	231,8	11:42'38.110
10	25.907	15.610	30.769	32.016	1'44.302	234,3	11:44'22.412
11	25.833	15.637	30.767	6'58.253	8'10.490P	233,8	11:52'32.902
12	36.758	15.928	33.619	32.360	1'58.665P	233,3	11:54'31.567
13	25.852	15.580	30.651	31.990	1'44.073	235,3	11:56'15.640
14	26.187	15.608	30.991	3'04.789	4'17.575P	234,8	12:00'33.215
15	34.783	16.162	35.378	32.485	1'58.808P	226,9	12:02'32.023
16	25.790	15.588	30.813	32.186	1'44.377	233,8	12:04'16.400
17	28.089	16.228	38.578	32.139	1'55.034	227,8	12:06'11.434
18	25.700	15.648	30.657	31.906	1'43.911	234,3	12:07'55.345
19	25.792	15.533	30.676	31.913	1'43.914	235,3	12:09'39.259

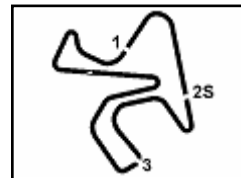
9° 61 C. ONCU (1'43.633)

Lap	Seg.1	Seg.2	Seg.3	Seg.4	Lap Time	km/h	Local Time
1							11:26'25.241
2	33.268	17.096	33.475	33.903	1'57.742P	225,0	11:28'22.983
3	26.983	16.027	32.149	33.100	1'48.259	230,8	11:30'11.242
4	26.388	15.866	30.699	32.305	1'45.258	226,9	11:31'56.500
5	25.782	15.811	30.717	32.071	1'44.381	227,8	11:33'40.881

24/09/2021 P = Pits In/Out - C = Lap Time Cancelled

These data/results cannot be reproduced, stored and/or transmitted in whole or in part by any manner of electronic, mechanical, photocopying, recording, broadcasting or otherwise now known or herein after developed without the previous express consent by the copyright owner, except for reproduction in daily press and regular printed publications on sale to the public within 60 days of the event related to those data/results and always provided that copyright symbol appears together as follows below.

© DORNA WSBK ORGANIZATION Srl 2021



Motul Spanish Round, 24-26 September 2021

Chronological Analysis Free Practice 1st Session

12° 25 M. BRENNER (1'44.042)

Lap	Seg.1	Seg.2	Seg.3	Seg.4	Lap Time	km/h	Local Time
1							11:25'27.860
2	32.722	16.567	32.144	32.965	1'54.398P	224,5	11:27'22.258
3	26.357	15.745	31.387	33.152	1'46.641	230,3	11:29'08.899
4	26.061	15.793	31.278	32.421	1'45.553	226,9	11:30'54.452
5	25.940	15.716	31.288	32.531	1'45.475	227,8	11:32'39.927
6	25.795	15.688	31.000	32.291	1'44.774	229,3	11:34'24.701
7	25.895	15.983	31.354	5'20.334	6'33.566P	226,9	11:40'58.267
8	31.769	16.041	31.803	32.847	1'52.460P	224,5	11:42'50.727
9	25.986	15.734	30.840	32.345	1'44.905	227,8	11:44'35.632
10	25.743	15.683	30.686	32.137	1'44.249	227,8	11:46'19.881
11	25.751	15.778	30.820	32.614	1'44.963	227,4	11:48'04.844
12	27.600	15.843	31.199	3'11.767	4'26.409P	228,8	11:52'31.253
13	31.660	15.957	31.084	33.348	1'52.049P	225,0	11:54'23.302
14	25.734	15.608	30.719	32.322	1'44.383	228,3	11:56'07.685
15	25.856	15.575	30.760	32.182	1'44.373	229,3	11:57'52.058
16	26.103	16.261	32.063	4'10.299	5'24.726P	225,0	12:03'16.784
17	33.418	15.680	31.389	32.416	1'52.903P	232,3	12:05'09.687
18	25.693	15.683	30.733	32.641	1'44.750	227,8	12:06'54.433
19	25.617	15.648	30.658	32.331	1'44.254	227,8	12:08'38.691
20	25.656	15.654	30.591	32.141	1'44.042	228,8	12:10'22.733

16	25.915	15.631	30.720	32.183	1'44.449	227,8	12:05'02.348
17	25.637	15.645	30.857	32.245	1'44.384	230,3	12:06'46.732
18	25.593	15.646	30.735	32.188	1'44.162	230,3	12:08'30.894
19	26.972	16.051	32.375	32.230	1'47.628	224,1	12:10'18.522

15° 56 P. SEBESTYEN (1'44.206)

Lap	Seg.1	Seg.2	Seg.3	Seg.4	Lap Time	km/h	Local Time
1							11:25'02.502
2	33.437	16.018	31.855	32.494	1'53.804P	232,3	11:26'56.306
3	26.241	15.683	31.173	32.284	1'45.381	234,3	11:28'41.687
4	25.934	15.805	30.976	32.186	1'44.901	232,8	11:30'26.588
5	25.752	15.648	30.894	32.236	1'44.530	233,8	11:32'11.118
6	26.874	15.780	31.300	32.420	1'46.374	231,3	11:33'57.492
7	25.784	15.778	30.987	32.154	1'44.703	231,8	11:35'42.195
8	25.868	15.788	31.112	32.206	1'44.974	231,8	11:37'27.169
9	26.187	15.814	31.827	7'17.382	8'31.210P	231,3	11:45'58.379
10	36.612	15.932	31.145	33.211	1'56.900P	230,3	11:47'55.279
11	25.888	15.688	30.842	32.206	1'44.624	235,3	11:49'39.903
12	25.936	15.708	31.294	32.478	1'45.416	231,3	11:51'25.319
13	25.988	15.965	31.431	32.217	1'45.601	230,3	11:53'10.920
14	25.912	15.816	31.143	8'39.615	9'52.486P	232,8	12:03'03.406
15	31.780	18.789	34.286	32.103	1'56.958P	178,2	12:05'00.364
16	25.965	18.147	31.122	32.041	1'47.275	227,4	12:06'47.639
17	25.663	15.681	30.749	32.113	1'44.206	233,3	12:08'31.845
18	25.744	15.660	30.914	32.281	1'44.599	234,3	12:10'16.444

13° 38 H. SOOMER (1'44.071)

Lap	Seg.1	Seg.2	Seg.3	Seg.4	Lap Time	km/h	Local Time
1							11:25'14.940
2	33.831	16.607	32.211	33.609	1'56.258P	226,4	11:27'11.198
3	26.389	15.838	31.489	33.181	1'46.897	231,3	11:28'58.095
4	26.506	15.894	31.686	32.380	1'46.466	233,8	11:30'44.561
5	26.052	15.839	31.078	32.363	1'45.332	230,3	11:32'29.893
6	25.896	15.808	31.065	32.432	1'45.201	229,3	11:34'15.094
7	26.007	15.789	33.102	5'53.869	7'08.767P	230,3	11:41'23.861
8	33.081	16.044	31.418	32.377	1'52.920P	229,8	11:43'16.781
9	26.092	15.774	31.244	32.445	1'45.555	230,8	11:45'02.336
10	25.970	15.922	30.871	32.424	1'45.187	229,3	11:46'47.523
11	26.112	15.763	30.900	32.385	1'45.160	231,8	11:48'32.683
12	26.241	16.025	31.534	1'06.081	2'19.881P	231,8	11:50'52.564
13	33.329	15.975	31.325	32.456	1'53.085P	230,3	11:52'45.649
14	26.016	15.700	30.980	32.419	1'45.115	233,8	11:54'30.764
15	25.942	15.704	30.947	32.234	1'44.827	232,3	11:56'15.591
16	25.877	15.765	30.946	32.238	1'44.826	232,8	11:58'00.417
17	26.321	15.993	34.585	5'22.823	6'39.722P	228,8	12:04'40.139
18	32.852	15.814	30.978	32.325	1'51.969P	228,8	12:06'32.108
19	25.723	15.507	30.675	32.083	1'43.988C	230,8	12:08'16.096
20	25.847	15.528	30.710	31.986	1'44.071	234,3	12:10'00.167

16° 71 C. BERGMAN (1'44.538)

Lap	Seg.1	Seg.2	Seg.3	Seg.4	Lap Time	km/h	Local Time
1							11:25'16.354
2	34.060	16.460	33.731	33.902	1'58.153P	227,4	11:27'14.507
3	26.722	16.066	31.881	32.458	1'47.127	229,8	11:29'01.634
4	26.130	15.735	31.396	32.196	1'45.457	233,3	11:30'47.091
5	31.869	15.788	31.329	32.201	1'51.187	231,3	11:32'38.278
6	25.952	15.652	31.098	32.294	1'44.996	234,8	11:34'23.274
7	25.958	15.766	31.122	32.317	1'45.163	231,8	11:36'08.437
8	27.063	16.138	32.563	8'25.567	9'41.331P	226,4	11:45'49.768
9	34.148	16.199	32.680	32.909	1'55.936P	228,8	11:47'45.704
10	26.455	15.895	31.652	32.850	1'46.852	229,3	11:49'32.556
11	29.063	16.174	35.103	36.354	1'56.694	228,8	11:51'29.250
12	26.483	15.962	31.637	32.887	1'46.969	230,3	11:53'16.219
13	27.376	16.165	32.105	3'54.931	5'10.577P	231,3	11:58'26.796
14	33.297	16.684	32.366	32.794	1'55.141P	225,9	12:00'21.937
15	26.098	15.627	30.955	32.160	1'44.840	232,3	12:02'06.777
16	25.913	15.480	30.758	32.603	1'44.754	233,3	12:03'51.531
17	25.902	15.541	31.198	31.897	1'44.538	232,8	12:05'36.069
18	30.182	15.995	31.939	32.878	1'50.994	231,3	12:07'27.063
19	25.941	15.600	31.216	32.099	1'44.856	233,3	12:09'11.919
20	25.949	15.655	31.118	32.342	1'45.064	233,8	12:10'56.983

14° 22 F. FULIGNI (1'44.162)

Lap	Seg.1	Seg.2	Seg.3	Seg.4	Lap Time	km/h	Local Time
1							11:25'50.367
2	34.042	17.019	32.943	33.046	1'57.050P	225,5	11:27'47.417
3	26.267	15.825	31.431	32.703	1'46.226	229,3	11:29'33.643
4	26.047	15.780	31.257	32.739	1'45.823	227,4	11:31'19.466
5	25.862	15.745	31.057	32.489	1'45.153	228,3	11:33'04.619
6	25.847	15.691	31.647	34.124	1'47.309	229,3	11:34'51.928
7	25.827	15.754	31.111	33.145	1'45.837	227,4	11:36'37.765
8	26.131	15.822	31.508	8'27.529	9'40.990P	227,4	11:46'18.755
9	32.949	16.037	31.625	32.796	1'53.407P	224,5	11:48'12.162
10	25.955	15.783	31.107	32.645	1'45.490	227,4	11:49'57.652
11	26.185	16.060	31.450	32.634	1'46.329	231,8	11:51'43.981
12	25.943	15.805	30.987	32.475	1'45.210	225,9	11:53'29.191
13	26.355	15.844	31.217	4'54.779	6'08.195P	226,9	11:59'37.386
14	35.212	16.237	31.679	32.661	1'55.789P	222,2	12:01'33.175
15	25.914	15.728	30.830	32.252	1'44.724	229,3	12:03'17.899

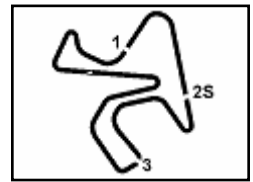
17° 95 V. TAKALA (1'44.603)

Lap	Seg.1	Seg.2	Seg.3	Seg.4	Lap Time	km/h	Local Time
1							11:25'19.508
2	32.459	16.966	32.695	33.337	1'55.457P	225,9	11:27'14.965
3	27.334	16.062	32.499	32.830	1'48.725	231,3	11:29'03.690
4	26.374	15.944	31.568	32.567	1'46.453	231,8	11:30'50.143
5	26.318	15.900	31.710	32.788	1'46.716	233,8	11:32'36.859
6	26.133	15.938	31.266	4'14.362	5'27.699P	228,3	11:38'04.558
7	31.666	16.117	31.808	32.439	1'52.030P	228,3	11:39'56.588
8	26.111	15.941	31.369	32.353	1'45.774	228,8	11:41'42.362
9	25.903	15.869	31.494	32.403	1'45.669C	229,3	11:43'28.031
10	26.196	15.816	31.324	32.291	1'45.627	231,3	11:45'13.658
11	25.917	15.825	31.330	32.188	1'45.260	229,8	11:46'58.918
12	26.049	15.834	31.123	32.252	1'45.258	231,3	11:48'44.176

24/09/2021 P = Pits In/Out - C = Lap Time Cancelled

These data/results cannot be reproduced, stored and/or transmitted in whole or in part by any manner of electronic, mechanical, photocopying, recording, broadcasting or otherwise now known or herein after developed without the previous express consent by the copyright owner, except for reproduction in daily press and regular printed publications on sale to the public within 60 days of the event related to those data/results and always provided that copyright symbol appears together as follows below.

© DORNA WSBK ORGANIZATION Srl 2021



Motul Spanish Round, 24-26 September 2021 Chronological Analysis Free Practice 1st Session

Lap	Seg.1	Seg.2	Seg.3	Seg.4	Lap Time	km/h	Local Time
13	29.118	16.429	31.316	5'49.175	7'06.038P	230,3	11:55'50.214
14	34.642	16.107	31.285	32.098	1'54.132P	229,8	11:57'44.346
15	25.761	15.853	31.143	32.070	1'44.827	226,9	11:59'29.173
16	25.857	15.975	31.238	32.006	1'45.076	223,1	12:01'14.249
17	25.916	15.774	31.147	32.144	1'44.981	231,8	12:02'59.230
18	25.806	15.800	31.099	32.148	1'44.853	231,3	12:04'44.083
19	25.965	15.969	31.274	32.236	1'45.444	228,3	12:06'29.527
20	25.843	15.730	31.079	32.087	1'44.739	231,3	12:08'14.266
21	25.776	15.748	30.900	32.179	1'44.603	230,8	12:09'58.869
22	25.828	15.805	30.891	32.104	1'44.628	229,8	12:11'43.497

18° 54 K. SOFUOGLU (1'44.715)							
Lap	Seg.1	Seg.2	Seg.3	Seg.4	Lap Time	km/h	Local Time
1							11:26'25.205
2	33.156	17.054	33.516	33.870	1'57.596P	223,6	11:28'22.801
3	27.026	16.089	32.093	33.076	1'48.284	228,8	11:30'11.085
4	27.143	16.065	31.771	32.728	1'47.707	226,4	11:31'58.792
5	26.467	15.923	31.821	33.251	1'47.462	230,8	11:33'46.254
6	26.368	15.882	31.500	32.772	1'46.522	229,8	11:35'32.776
7	26.155	15.758	31.210	32.441	1'45.564	230,3	11:37'18.340
8	35.246	16.963	31.917	7'59.689	9'23.815P	225,9	11:46'42.155
9	33.292	16.012	31.850	32.987	1'54.141P	228,3	11:48'36.296
10	26.121	15.754	31.237	32.307	1'45.419	230,8	11:50'21.715
11	26.320	15.852	30.958	32.213	1'45.343	229,8	11:52'07.058
12	26.065	15.703	30.974	32.172	1'44.914	231,8	11:53'51.972
13	27.964	15.990	32.764	6'54.263	8'10.981P	227,8	12:02'02.953
14	34.133	16.641	32.433	32.806	1'56.013P	227,8	12:03'58.966
15	25.774	15.697	31.053	32.191	1'44.715	229,8	12:05'43.681
16	25.831	15.726	34.377	32.068	1'48.002	231,8	12:07'31.683
17	30.764	16.466	31.351	32.644	1'51.225	228,3	12:09'22.908
18	25.929	15.633	31.115	32.398	1'45.075	231,8	12:11'07.983

19° 70 M. ALCOBA (1'44.906)							
Lap	Seg.1	Seg.2	Seg.3	Seg.4	Lap Time	km/h	Local Time
1							11:25'22.578
2	31.325	16.211	32.493	34.014	1'54.043P	230,8	11:27'16.621
3	26.476	15.748	31.786	32.529	1'46.539	234,8	11:29'03.160
4	26.058	15.732	31.105	32.347	1'45.242	233,8	11:30'48.402
5	26.271	15.827	31.190	32.414	1'45.702	231,3	11:32'34.104
6	26.308	15.954	31.360	32.488	1'46.110	230,3	11:34'20.214
7	25.880	15.733	31.068	32.225	1'44.906	232,8	11:36'05.120
8	27.218	16.735	31.681	7'27.765	8'43.399P	224,1	11:44'48.519
9	30.980	16.026	31.343	32.558	1'50.907P	229,3	11:46'39.426
10	26.059	15.868	31.211	32.511	1'45.649	229,8	11:48'25.075
11	27.080	16.482	32.470	8'46.338	10'02.370P	230,3	11:58'27.445
12	32.693	16.162	31.535	32.734	1'53.124P	228,8	12:00'20.569
13	25.968	15.866	31.013	32.365	1'45.212	232,3	12:02'05.781
14	26.066	15.866	31.083	32.836	1'45.851	231,8	12:03'51.632
15	25.997	15.786	31.010	32.190	1'44.983	233,3	12:05'36.615

20° 26 M. VUGRINEC (1'44.927)							
Lap	Seg.1	Seg.2	Seg.3	Seg.4	Lap Time	km/h	Local Time
1							11:25'23.233
2	32.740	16.808	33.758	33.832	1'57.138P	222,2	11:27'20.371
3	27.031	16.166	32.047	33.692	1'48.936	229,3	11:29'09.307
4	26.137	15.797	31.524	33.087	1'46.545	229,3	11:30'55.852
5	26.339	15.868	31.757	3'56.230	5'10.194P	228,3	11:36'06.046
6	32.592	16.011	32.128	32.935	1'53.666P	226,9	11:37'59.712
7	26.100	15.967	31.447	32.630	1'46.144	225,9	11:39'45.856
8	26.227	16.047	31.736	4'34.488	5'48.498P	226,9	11:45'34.354
9	30.948	15.998	31.543	32.610	1'51.099P	225,5	11:47'25.453
10	26.342	16.002	31.397	32.723	1'46.464	224,1	11:49'11.917
11	26.484	16.001	31.873	7'55.777	9'10.135P	228,3	11:58'22.052

21° 40 U. ORRADRE (1'44.953)							
Lap	Seg.1	Seg.2	Seg.3	Seg.4	Lap Time	km/h	Local Time
1							11:25'03.372
2	33.670	16.548	32.353	33.245	1'55.816P	231,3	11:26'59.188
3	26.348	15.915	31.601	32.466	1'46.330	231,8	11:28'45.518
4	26.134	15.834	30.983	32.063	1'45.014	232,8	11:30'30.532
5	25.851	15.909	30.997	32.387	1'45.144	232,3	11:32'15.676
6	25.667	15.863	31.202	32.221	1'44.953	231,3	11:34'00.629
7	28.416	15.833	31.153	32.248	1'47.650	234,3	11:35'48.279
8	25.690	15.953	32.883	9'48.760	11'03.286P	228,8	11:46'51.565
9	37.307	16.652	32.035	32.744	1'58.738P	227,4	11:48'50.303
10	26.407	15.991	31.142	32.492	1'46.032	229,8	11:50'36.335
11	26.654	16.016	31.010	32.381	1'46.061	232,8	11:52'22.396
12	25.955	15.929	31.199	32.510	1'45.593	231,3	11:54'07.989
13	25.975	15.900	31.171	32.583	1'45.629	232,3	11:55'53.618
14	28.519	15.909	31.278	32.704	1'48.410	232,8	11:57'42.028
15	26.147	15.907	31.437	32.462	1'45.953	231,3	11:59'27.981
16	30.801	15.979	31.205	5'27.207	6'45.192P	232,8	12:06'13.173
17	36.892	17.592	38.362	32.752	2'05.598P	193,5	12:08'18.771
18	26.243	15.896	31.347	32.571	1'46.057	232,3	12:10'04.828

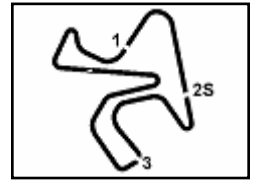
22° 96 D. SANCHIS MARTINEZ (1'45.076)							
Lap	Seg.1	Seg.2	Seg.3	Seg.4	Lap Time	km/h	Local Time
1							11:25'18.977
2	33.813	16.774	32.913	34.936	1'58.436P	225,0	11:27'17.413
3	27.400	16.300	32.888	3'18.083	4'34.671P	228,8	11:31'52.084
4	34.580	16.369	32.479	33.291	1'56.719P	225,5	11:33'48.803
5	26.591	16.009	31.853	32.870	1'47.323	228,8	11:35'36.126
6	26.392	15.957	31.577	33.008	1'46.934	229,3	11:37'23.060
7	26.212	15.894	31.324	32.637	1'46.067	230,3	11:39'09.127
8	25.946	15.994	31.815	4'38.583	5'52.338P	226,4	11:45'01.465
9	32.951	16.126	31.679	32.761	1'53.517P	227,4	11:46'54.982
10	26.212	15.816	31.432	2'57.203	4'10.663P	230,8	11:51'05.645
11	32.813	15.990	31.615	33.365	1'53.783P	229,8	11:52'59.428
12	26.164	15.951	31.204	32.713	1'46.032	229,8	11:54'45.460
13	26.127	15.839	31.295	32.443	1'45.704	229,3	11:56'31.164
14	26.151	15.888	31.281	32.501	1'45.821	230,3	11:58'16.985
15	26.051	15.986	33.143	5'16.103	6'31.283P	225,0	12:04'48.268
16	33.201	16.355	31.622	32.932	1'54.110P	224,5	12:06'42.378
17	26.058	15.771	31.151	32.475	1'45.455	231,8	12:08'27.833
18	25.899	15.765	31.134	32.278	1'45.076	230,8	12:10'12.909

23° 84 M. FABRIZIO (1'45.168)							
Lap	Seg.1	Seg.2	Seg.3	Seg.4	Lap Time	km/h	Local Time
1							11:25'08.711
2	34.005	17.825	32.288	33.053	1'57.171P	221,8	11:27'05.882
3	26.556	15.869	31.809	32.696	1'46.930	230,8	11:28'52.812
4	26.386	16.648	40.493	32.645	1'56.172	194,6	11:30'48.984
5	26.795	15.995	35.188	33.865	1'51.843	231,3	11:32'40.827
6	25.925	15.714	31.181	32.348	1'45.168	231,8	11:34'25.995
7	25.960	15.537	31.324	7'03.943	8'16.764P	237,4	11:42'42.759
8	35.340	15.903	31.536	32.546	1'55.325P	231,3	11:44'38.084
9	26.104	15.779	33.902	3'52.895	5'08.680P	230,8	11:49'46.764
10	35.389	19.000	33.881	33.191	2'01.461P	188,8	11:51'48.225
11	26.284	15.773	31.207	32.438	1'45.702	230,3	11:53'33.927

24/09/2021 P = Pits In/Out - C = Lap Time Cancelled

These data/results cannot be reproduced, stored and/or transmitted in whole or in part by any manner of electronic, mechanical, photocopying, recording, broadcasting or otherwise now known or herein after developed without the previous express consent by the copyright owner, except for reproduction in daily press and regular printed publications on sale to the public within 60 days of the event related to those data/results and always provided that copyright symbol appears together as follows below.

© DORNA WSBK ORGANIZATION Srl 2021



12	35.428	15.686	39.958	37.292	2'08.364	232,3	11:55'42.291	15	34.082	15.850	31.252	32.688	1'53.872P	233,3	12:03'23.271
13	26.094	15.633	31.655	5'18.134	6'31.516P	232,3	12:02'13.807	16	26.151	15.736	31.356	32.474	1'45.717	233,3	12:05'08.988
14	33.301	17.179	35.303	33.035	1'58.818P	223,1	12:04'12.625	17	28.689	15.926	31.553	34.402	1'50.570	232,8	12:06'59.558
15	29.965	18.071	39.982	33.536	2'01.554	199,6	12:06'14.179	18	26.344	15.788	31.550	33.458	1'47.140	232,3	12:08'46.698
16	26.191	15.795	31.400	32.534	1'45.920	231,8	12:08'00.099	19	26.679	15.868	31.468	32.663	1'46.678	232,8	12:10'33.376

24° 34 K. MANFREDI (1'45.300)							
Lap	Seg.1	Seg.2	Seg.3	Seg.4	Lap Time	km/h	Local Time
1							11:25'02.132
2	34.384	16.978	33.817	34.100	1'59.279P	211,4	11:27'01.411
3	28.092	16.969	32.766	34.038	1'51.865	211,8	11:28'53.276
4	26.980	16.187	32.407	34.202	1'49.776	218,2	11:30'43.052
5	27.422	16.371	33.110	33.783	1'50.686	222,7	11:32'33.738
6	27.824	16.001	31.968	36.882	1'52.675	224,1	11:34'26.413
7	26.169	15.769	31.222	9'42.446	10'55.606P	230,8	11:45'22.019
8	39.560	17.125	31.711	32.844	2'01.240P	223,6	11:47'23.259
9	26.188	15.728	31.084	32.523	1'45.523	230,3	11:49'08.782
10	25.934	15.880	31.160	32.653	1'45.627	231,8	11:50'54.409
11	28.086	15.868	31.024	32.209	1'47.187	225,9	11:52'41.596
12	26.036	15.762	31.044	32.458	1'45.300	228,3	11:54'26.896
13	26.769	15.891	31.354	5'53.131	7'07.145P	226,4	12:01'34.041
14	32.706	15.996	32.011	34.014	1'54.727P	231,3	12:03'28.768
15	26.172	15.813	31.207	32.612	1'45.804	227,8	12:05'14.572
16	26.058	15.798	32.613	32.641	1'47.110	229,3	12:07'01.682
17	26.187	15.894	31.285	32.714	1'46.080	227,4	12:08'47.762
18	26.019	15.807	31.673	33.455	1'46.954	234,8	12:10'34.716

27° 42 S. FROSSARD (1'46.219)							
Lap	Seg.1	Seg.2	Seg.3	Seg.4	Lap Time	km/h	Local Time
1							11:25'37.696
2	33.426	16.791	33.259	33.607	1'57.083P	225,5	11:27'34.779
3	26.892	16.321	32.575	33.744	1'49.532	227,4	11:29'24.311
4	26.954	16.067	32.316	33.789	1'49.126	226,9	11:31'13.437
5	26.985	15.977	32.459	33.319	1'48.740	229,3	11:33'02.177
6	26.889	16.099	32.418	33.487	1'48.893	225,0	11:34'51.070
7	30.122	16.016	32.011	34.120	1'52.269	230,3	11:36'43.339
8	26.916	15.980	31.776	33.232	1'47.904	228,3	11:38'31.243
9	26.763	15.974	32.227	4'06.116	5'21.080P	227,8	11:43'52.323
10	32.320	16.302	32.117	33.627	1'54.366P	225,9	11:45'46.689
11	26.672	16.041	32.089	33.272	1'48.074	228,3	11:47'34.763
12	26.844	15.894	32.029	33.132	1'47.899	228,3	11:49'22.662
13	26.879	16.316	31.859	33.011	1'48.065	224,5	11:51'10.727
14	27.001	16.072	32.108	35.642	1'50.823	227,4	11:53'01.550
15	27.540	16.164	32.893	2'32.739	3'49.336P	227,8	11:56'50.886
16	33.085	15.935	33.993	33.071	1'56.084P	229,8	11:58'46.970
17	26.522	15.829	31.510	32.963	1'46.824	227,8	12:00'33.794
18	30.705	16.064	31.840	33.053	1'51.662	230,3	12:02'25.456
19	26.408	15.836	31.375	32.600	1'46.219	232,3	12:04'11.675
20	31.635	17.532	39.337	32.834	2'01.338	227,4	12:06'13.013
21	26.336	15.945	31.581	32.785	1'46.647	230,8	12:07'59.660
22	26.458	15.947	31.596	32.752	1'46.753	230,8	12:09'46.413
23	30.440	16.171	31.926	33.300	1'51.837	232,3	12:11'38.250

25° 28 G. VAN STRAALLEN (1'45.442)							
Lap	Seg.1	Seg.2	Seg.3	Seg.4	Lap Time	km/h	Local Time
1							11:26'12.169
2	35.888	17.059	33.328	33.641	1'59.916P	225,0	11:28'12.085
3	26.488	15.896	31.663	33.009	1'47.056	229,3	11:29'59.141
4	26.127	15.823	31.313	32.831	1'46.094	229,8	11:31'45.235
5	29.309	16.182	31.592	32.958	1'50.041	224,5	11:33'35.276
6	26.342	15.785	31.704	5'45.735	6'59.566P	230,3	11:40'34.842
7	37.537	15.777	31.621	32.733	1'57.668P	230,3	11:42'32.510
8	28.343	15.714	31.477	32.370	1'47.904	230,8	11:44'20.414
9	26.027	16.017	31.547	32.653	1'46.244	225,0	11:46'06.658
10	26.150	15.806	31.355	32.409	1'45.720	230,3	11:47'52.378
11	26.012	15.760	31.280	32.390	1'45.442	230,3	11:49'37.820
12	26.196	15.902	31.676	10'40.757	11'54.531P	228,3	12:01'32.351
13	34.179	15.986	31.756	32.861	1'54.782P	229,8	12:03'27.133
14	26.289	15.853	31.381	32.403	1'45.926	229,8	12:05'13.059
15	26.124	15.757	31.339	32.697	1'45.917	231,8	12:06'58.976
16	26.050	15.868	31.439	33.312	1'46.669	232,8	12:08'45.645
17	25.983	15.740	31.391	32.379	1'45.493	230,8	12:10'31.138

28° 69 E. MONTERO HUERTA (1'46.268)							
Lap	Seg.1	Seg.2	Seg.3	Seg.4	Lap Time	km/h	Local Time
1							11:24'54.152
2	48.086	18.315	37.658	36.380	2'20.439P	200,4	11:27'14.591
3	31.063	16.570	33.230	34.274	1'55.137	227,4	11:29'09.728
4	26.873	16.116	32.643	33.512	1'49.144	227,4	11:30'58.872
5	26.802	16.131	32.196	33.324	1'48.453	226,9	11:32'47.325
6	26.419	16.132	31.930	33.166	1'47.647	227,4	11:34'34.972
7	26.850	16.042	32.392	33.192	1'48.476	228,8	11:36'23.448
8	26.565	16.126	32.070	33.098	1'47.859	226,4	11:38'11.307
9	26.489	16.008	32.053	33.216	1'47.766	228,3	11:39'59.073
10	29.069	16.208	31.958	5'21.117	6'38.352P	226,9	11:46'37.425
11	39.873	16.746	32.171	33.105	2'01.895P	224,1	11:48'39.320
12	32.918	16.140	31.958	32.931	1'53.947	226,4	11:50'33.267
13	26.495	16.002	31.943	32.834	1'47.274	225,0	11:52'20.541
14	34.827	16.305	31.721	32.914	1'55.767	226,4	11:54'16.308
15	26.488	16.875	33.740	36.093	1'53.196	226,4	11:56'09.504
16	26.424	15.915	31.607	32.905	1'46.851	228,3	11:57'56.355
17	26.443	16.009	31.760	32.996	1'47.208	226,9	11:59'43.563
18	34.273	16.124	31.757	33.117	1'55.271	227,4	12:01'38.834
19	26.471	15.899	31.700	32.828	1'46.898	228,8	12:03'25.732
20	30.999	16.267	31.736	32.959	1'51.961	228,3	12:05'17.693
21	26.636	15.984	31.521	32.791	1'46.932	227,8	12:07'04.625
22	26.330	15.916	31.346	32.676	1'46.268	226,9	12:08'50.893
23	26.502	15.949	36.336	34.304	1'53.091	229,3	12:10'43.984

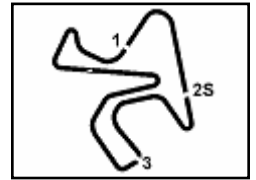
26° 6 M. HERRERA (1'45.717)							
Lap	Seg.1	Seg.2	Seg.3	Seg.4	Lap Time	km/h	Local Time
1							11:25'35.992
2	34.158	16.640	33.360	33.724	1'57.882P	232,3	11:27'33.874
3	27.995	16.242	32.679	33.898	1'50.814	231,3	11:29'24.688
4	27.235	15.995	32.072	33.184	1'48.486	231,3	11:31'13.174
5	26.830	16.053	31.893	34.639	1'49.415	229,3	11:33'02.589
6	26.882	16.109	34.188	33.810	1'50.989	228,3	11:34'53.578
7	26.923	16.167	31.866	32.995	1'47.951	227,8	11:36'41.529
8	30.101	16.159	32.612	7'53.946	9'12.818P	229,3	11:45'54.347
9	46.549	16.093	38.546	32.897	2'14.085P	228,3	11:48'08.432
10	26.878	15.887	32.425	33.297	1'48.487	236,3	11:49'56.919
11	27.814	16.016	31.691	32.699	1'48.220	230,8	11:51'45.139
12	26.448	16.025	32.328	33.024	1'47.825	231,3	11:53'32.964
13	26.503	15.921	31.547	32.662	1'46.633	231,3	11:55'19.597
14	29.355	16.136	32.140	4'52.171	6'09.802P	228,3	12:01'29.399

29° 55 G. HENDRA PRATAMA (1'46.305)							
Lap	Seg.1	Seg.2	Seg.3	Seg.4	Lap Time	km/h	Local Time
1							11:25'05.233
2	35.368	17.290	34.885	35.352	2'02.895P	227,8	11:27'08.128
3	27.503	16.099	32.298	33.328	1'49.228	233,8	11:28'57.356

24/09/2021 P = Pits In/Out - C = Lap Time Cancelled

These data/results cannot be reproduced, stored and/or transmitted in whole or in part by any manner of electronic, mechanical, photocopying, recording, broadcasting or otherwise now known or herein after developed without the previous express consent by the copyright owner, except for reproduction in daily press and regular printed publications on sale to the public within 60 days of the event related to those data/results and always provided that copyright symbol appears together as follows below.

© DORNA WSBK ORGANIZATION Srl 2021



Motul Spanish Round, 24-26 September 2021

Chronological Analysis Free Practice 1st Session

Lap	Seg.1	Seg.2	Seg.3	Seg.4	Lap Time	km/h	Local Time
4	26.939	15.991	32.068	32.893	1'47.891	232,8	11:30'45.247
5	38.878	16.123	31.889	33.175	2'00.065	232,8	11:32'45.312
6	26.700	16.065	31.828	35.444	1'50.037	231,8	11:34'35.349
7	26.704	15.850	31.822	32.593	1'46.969	237,4	11:36'22.318
8	28.643	16.032	33.744	34.269	1'52.688	233,3	11:38'15.006
9	26.430	16.084	33.179	11'56.275	13'11.968P	232,3	11:51'26.974
10	33.679	16.143	32.242	32.747	1'54.811P	230,3	11:53'21.785
11	26.528	15.936	31.706	32.571	1'46.741	232,8	11:55'08.526
12	26.446	15.888	31.533	32.560	1'46.427	231,3	11:56'54.953
13	28.211	15.992	38.458	33.248	1'55.909	230,8	11:58'50.862
14	26.487	15.922	31.644	32.469	1'46.522	231,8	12:00'37.384
15	26.998	16.019	31.698	32.583	1'47.298	232,3	12:02'24.682
16	26.403	15.816	31.513	32.573	1'46.305	233,8	12:04'10.987
17	31.848	16.413	42.291	33.488	2'04.040	225,5	12:06'15.027
18	26.395	15.844	31.777	32.390	1'46.406	233,3	12:08'01.433
19	26.534	15.877	31.504	32.433	1'46.348	234,3	12:09'47.781
20	28.170	16.098	32.283	33.145	1'49.696	233,8	12:11'37.477

30° 92 B. VAN EERDE (1'46.399)							
Lap	Seg.1	Seg.2	Seg.3	Seg.4	Lap Time	km/h	Local Time
1							11:25'03.573
2	38.677	20.352	37.710	6'03.242	7'39.981P	167,7	11:32'43.554
3	34.864	16.616	32.884	34.003	1'58.367P	217,3	11:34'41.921
4	27.149	16.365	31.970	33.139	1'48.623	220,4	11:36'30.544
5	26.574	16.023	31.917	33.044	1'47.558	226,4	11:38'18.102
6	26.505	16.083	31.806	32.884	1'47.278	226,4	11:40'05.380
7	26.388	15.987	31.714	32.962	1'47.051	226,4	11:41'52.431
8	26.353	16.036	32.179	33.271	1'47.839	226,4	11:43'40.270
9	26.421	15.934	31.715	33.058	1'47.128	226,9	11:45'27.398
10	26.429	15.991	31.969	32.875	1'47.264	225,5	11:47'14.662
11	26.495	15.874	31.666	32.874	1'46.909	228,3	11:49'01.571
12	27.517	16.338	33.190	5'38.591	6'55.636P	221,8	11:55'57.207
13	32.696	16.215	32.144	33.124	1'54.179P	225,9	11:57'51.386
14	26.508	15.912	31.716	32.934	1'47.070	226,9	11:59'38.456
15	26.542	16.676	35.374	39.072	1'57.664	221,8	12:01'36.120
16	26.580	15.863	31.553	33.147	1'47.143	229,3	12:03'23.263
17	26.607	15.894	31.661	32.669	1'46.831	227,8	12:05'10.094
18	26.309	15.856	31.494	32.740	1'46.399	228,3	12:06'56.493
19	28.035	16.542	31.905	34.079	1'50.561	221,3	12:08'47.054
20	26.557	15.929	31.551	32.968	1'47.005	228,8	12:10'34.059

31° 50 O. VOSTATEK (1'46.568)							
Lap	Seg.1	Seg.2	Seg.3	Seg.4	Lap Time	km/h	Local Time
1		16.466	32.868	33.355		223,1	11:26'59.600
2	26.533	16.377	31.739	32.980	1'47.629	225,5	11:28'47.229
3	26.466	16.321	31.948	33.022	1'47.757	220,9	11:30'34.986
4	26.417	16.092	31.675	33.037	1'47.221	227,8	11:32'22.207
5	26.958	16.755	32.227	6'49.153	8'05.093P	219,1	11:40'27.300
6	33.918	16.395	32.439	33.864	1'56.616P	220,9	11:42'23.916
7	26.390	16.216	33.509	33.472	1'49.587	223,1	11:44'13.503
8	26.318	16.177	31.558	32.808	1'46.861	225,9	11:46'00.364
9	27.785	16.297	33.102	33.070	1'50.254	225,5	11:47'50.618
10	29.293	16.747	32.715	6'05.217	7'23.972P	209,3	11:55'14.590
11	35.252	16.341	31.596	33.213	1'56.402P	227,4	11:57'10.992
12	26.188	16.168	31.382	32.830	1'46.568	225,0	11:58'57.560
13	26.370	16.148	31.635	33.093	1'47.246	224,5	12:00'44.806
14	26.957	16.498	34.173	32.934	1'50.562	220,9	12:02'35.368
15	26.222	16.129	31.727	38.750	1'52.828	227,8	12:04'28.196

32° 2 L. MONTELLA (1'46.714)							
Lap	Seg.1	Seg.2	Seg.3	Seg.4	Lap Time	km/h	Local Time
1		16.433	33.856	34.602		230,3	11:27'02.833
2	33.088	16.246	32.397	34.062	1'55.793	228,3	11:28'58.626

33° 45 S. KAWASAKI (1'46.833)							
Lap	Seg.1	Seg.2	Seg.3	Seg.4	Lap Time	km/h	Local Time
1							11:25'04.849
2	33.773	16.856	33.633	35.062	1'59.324P	226,4	11:27'04.173
3	30.102	16.424	32.811	34.176	1'53.513	225,0	11:28'57.686
4	26.684	16.020	32.101	33.320	1'48.125	229,3	11:30'45.811
5	26.841	16.408	32.831	32.752	1'48.832	224,1	11:32'34.643
6	26.815	15.915	31.794	32.911	1'47.435	229,3	11:34'22.078
7	28.428	16.177	31.491	33.007	1'49.103	227,8	11:36'11.181
8	27.857	16.074	31.961	33.101	1'48.993	226,4	11:38'00.174
9	26.728	15.946	31.747	32.976	1'47.397	229,3	11:39'47.571
10	28.725	17.826	32.941	5'40.427	6'59.919P	212,6	11:46'47.490
11	32.274	16.252	32.122	33.430	1'48.078P	228,3	11:48'41.568
12	28.727	19.115	32.776	33.732	1'54.350	163,9	11:50'35.918
13	26.833	16.363	31.582	32.981	1'47.759	222,2	11:52'23.677
14	26.575	15.967	31.646	32.803	1'46.991	229,3	11:54'10.668
15	26.475	16.031	31.353	33.181	1'47.040	226,4	11:55'57.708
16	27.511	15.923	31.585	32.965	1'47.984	232,8	11:57'45.692
17	28.316	16.006	31.856	35.863	1'52.041	228,8	11:59'37.733
18	27.599	16.886	33.307	33.240	1'51.032	216,4	12:01'28.765
19	26.700	16.481	31.989	32.960	1'48.130	218,2	12:03'16.895
20	29.922	16.242	34.514	33.078	1'53.756	229,8	12:05'10.651
21	26.367	15.984	31.562	32.920	1'46.833	231,8	12:06'57.484
22	27.014	15.980	31.662	34.488	1'49.144	228,8	12:08'46.628
23	26.847	15.999	32.103	33.416	1'48.365	233,3	12:10'34.993

34° 24 L. TACCINI (1'47.399)							
Lap	Seg.1	Seg.2	Seg.3	Seg.4	Lap Time	km/h	Local Time
1							11:25'05.127
2	33.347				21'06.220P		11:46'11.347
3	34.225	16.302	32.593	33.430	1'56.550P	230,8	11:48'07.897
4	27.211	16.001	32.355	33.401	1'48.968	231,8	11:49'56.865
5	26.906	16.016	32.118	32.911	1'47.951	230,3	11:51'44.816
6	26.626	16.091	32.267	33.673	1'48.657	226,9	11:53'33.473
7	33.667	17.385	36.328	39.989	2'07.369	226,4	11:55'40.842
8	26.646	15.828	31.998	32.927	1'47.399	232,8	11:57'28.241
9	26.471	15.860	32.110	32.992	1'47.433	231,8	11:59'15.674
10	27.193	16.271	32.812	4'26.932	5'43.208P	229,8	12:04'58.882
11	31.376	16.193	32.361	35.690	1'55.620P	233,8	12:06'54.502
12	28.085	16.037	32.531	34.583	1'51.236	230,8	12:08'45.738
13	26.600	15.858	32.132	32.982	1'47.572	233,3	12:10'33.310

24/09/2021 P = Pits In/Out - C = Lap Time Cancelled

These data/results cannot be reproduced, stored and/or transmitted in whole or in part by any manner of electronic, mechanical, photocopying, recording, broadcasting or otherwise now known or herein after developed without the previous express consent by the copyright owner, except for reproduction in daily press and regular printed publications on sale to the public within 60 days of the event related to those data/results and always provided that copyright symbol appears together as follows below.

© DORNA WSBK ORGANIZATION Srl 2021