

## Motul Spanish Round, 24-26 September 2021

### Results Race 1

Jerez 4.423 m

Laps 10 = 48,230 Km - Time of Race 19'17.264 - Avg. 150,033 km/h

1 / 2

Pos	Grid	No. Rider	Nat	Team	Bike	LL	Int.	Gap	Rel.	Fastest Lap	Speed		
1	12	1 J. BUIS	NED	MTM Kawasaki	Kawasaki Ninja 400	10	FL.1			1'53.125	192,2	1'53.052	192,9
2	4	58 I. IGLESIAS	ESP	SMW Racing	Kawasaki Ninja 400	10	FL.1	0.113	0.113	1'53.513	188,8	1'52.783	192,9
3	2	54 B. SOFUOGLU	TUR	Biblion Yamaha Motoxacing	Yamaha YZF-R3	10	FL.1	0.346	0.233	1'53.568	188,2	1'52.498	188,2
4	3	83 M. KAWAKAMI	BRA	AD78 Team Brasil by MS Racing	Yamaha YZF-R3	10	FL.1	0.503	0.157	1'53.556	190,5	1'52.629	187,2
5	18	13 A. DIAZ CEBRIAN	ESP	Arco-Motor University Team	Yamaha YZF-R3	10	FL.1	0.637	0.134	1'53.141	191,2	1'53.287	188,8
6	9	46 S. DI SORA	FRA	Leader Team Flembbo	Kawasaki Ninja 400	10	FL.1	0.699	0.062	1'53.448	191,2	1'52.910	194,2
7	1	99 A. HUERTAS	ESP	MTM Kawasaki	Kawasaki Ninja 400	10	FL.1	0.817	0.118	1'53.517	188,8	1'52.289	189,8
8	8	61 Y. OKAYA	JPN	MTM Kawasaki	Kawasaki Ninja 400	10	FL.1	0.944	0.127	1'53.640	193,9	1'52.883	192,9
9	5	41 M. GARCIA	ESP	Prodina Team WorldSSP300	Kawasaki Ninja 400	10	FL.1	1.519	0.575	1'53.098	192,2	1'52.796	192,2
10	27	52 O. KONIG	CZE	Movisio by MIE	Kawasaki Ninja 400	10	FL.1	1.585	0.066	1'53.264	194,6	1'53.853	187,8
11	14	72 V. STEEMAN	NED	Freudenberg KTM WorldSSP Team	KTM RC 390 R	10	FL.1	1.737	0.152	1'53.023	194,6	1'53.156	192,5
12	7	8 B. IERACI	ITA	Prodina Team WorldSSP300	Kawasaki Ninja 400	10	FL.1	2.068	0.331	1'53.619	191,2	1'52.879	190,5
13	17	59 A. ZANCA	ITA	Kawasaki GP Project	Kawasaki Ninja 400	10	FL.1	2.577	0.509	1'52.912	193,9	1'53.278	191,2
14	25	17 K. MEUFFELS	NED	MTM Kawasaki	Kawasaki Ninja 400	10	FL.1	5.190	2.613	1'53.781	193,2	1'53.666	192,5
15	36	19 V. RODRIGUEZ NUNEZ	ESP	Machado CAME SBK	Yamaha YZF-R3	10	FL.1	5.288	0.098	1'53.491	190,1	1'54.438	187,5
16	29	26 M. GENNAI	ITA	Team BRcorse	Yamaha YZF-R3	10	FL.1	5.840	0.552	1'53.792	189,8	1'53.950	190,5
17	22	98 A. MILLAN GOMEZ	ESP	2R Racing	Kawasaki Ninja 400	10	FL.1	6.691	0.851	1'53.591	191,2	1'53.520	188,8
18	21	20 D. LOUREIRO	RSA	Fusport - Rt Motorsports by SKM Kawasaki	Kawasaki Ninja 400	10	FL.1	7.832	1.141	1'53.551	188,8	1'53.518	189,8
19	24	94 F. LLAMBIAS	URU	Machado CAME SBK	Yamaha YZF-R3	10	FL.1	8.388	0.556	1'53.723	190,5	1'53.642	193,5
20	32	11 A. CARRASCO	ESP	Kawasaki Provec WorldSSP300	Kawasaki Ninja 400	10	FL	1 Sector	1 Sector	1'53.379	192,9	1'54.248	183,7
21	37	7 J. GIMBERT	FRA	OUTDO TPR Team Pedercini Racing	Kawasaki Ninja 400	10	FL	1 Sector	0.217	1'53.610	190,5	1'54.447	185,9
22	35	35 Y. SAIZ MARQUEZ	ESP	Vinales Racing Team	Yamaha YZF-R3	10	FL	1 Sector	7.771	1'54.435	187,5	1'54.387	189,8
23	34	53 P. SVOBODA	CZE	WRP Wepol Racing	Yamaha YZF-R3	10	FL	1 Sector	0.036	1'53.980	188,5	1'54.357	184,3
24	26	97 F. PALAZZI	ITA	ProGP Racing	Yamaha YZF-R3	10	FL	1 Sector	0.192	1'54.456	186,9	1'53.841	187,2
25	33	93 M. GAGGI	ITA	Biblion Yamaha Motoxacing	Yamaha YZF-R3	10	FL	1 Sector	0.138	1'54.059	189,5	1'54.256	188,5
26	11	15 A. COPPOLA	ITA	Team Trasimeno	Yamaha YZF-R3	10	FL	1 Sector	0.204	1'54.652	182,7	1'53.025	188,2
27	31	23 S. MARKARIAN	FRA	Leader Team Flembbo	Kawasaki Ninja 400	10	FL	1 Sector	6.636	1'55.566	187,8	1'54.096	190,5
28	40	56 J. KOCUREK	CZE	Accolade Smrz Racing	Kawasaki Ninja 400	9	I3	1 Lap	1 Lap	1'56.819	183,4	1'56.385	180,9
29	39	55 A. FRAPPOLA	ITA	Chiodo Moto Racing	Kawasaki Ninja 400	9	I3	1 Lap	0.220	1'56.579	184,0	1'56.323	186,5
30	38	22 J. ROMERO	ARG	SMW Racing	Kawasaki Ninja 400	9	I3	1 Lap	0.342	1'56.473	186,2	1'55.624	188,5
31	19	28 Y. RUIZ	ESP	Yamaha MS Racing	Yamaha YZF-R3	9	I3	1 Lap	0.871	1'53.224	191,8	1'53.409	189,8
32	41	70 M. DUARTE	POR	Yamaha MS Racing	Yamaha YZF-R3	9	I3	1 Lap	13.759	1'58.051	181,5	1'58.970	182,7
33	42	18 I. OFFER	GBR	SMW Racing	Kawasaki Ninja 400	9	I3	1 Lap	0.207	1'57.951	182,7	1'59.752	174,5
-----Not Classified-----													
RET	23	88 D. MOGEDA	ESP	Team#109 Kawasaki	Kawasaki Ninja 400	10				1'53.632	189,5	1'53.532	192,5
RET	30	43 H. KHOURI	AUS	Fusport - Rt Motorsports by SKM Kawasaki	Kawasaki Ninja 400	10				1'53.501	191,2	1'54.019	189,1
RET	10	25 D. BERTA VINALES	ESP	Vinales Racing Team	Yamaha YZF-R3	10				1'53.240	193,9	1'52.921	192,9
RET	28	2 A. CARRION	ESP	Kawasaki GP Project	Kawasaki Ninja 400	10				1'53.520	192,5	1'53.913	189,8
RET	20	77 R. BIJMAN	NED	Machado CAME SBK	Yamaha YZF-R3	6				1'53.444	192,5	1'53.424	188,5
RET	16	80 G. MASTROLUCA	ITA	ProGP Racing	Yamaha YZF-R3	5				1'53.233	189,5	1'53.261	184,9
RET	6	85 K. SABATUCCI	ITA	Kawasaki GP Project	Kawasaki Ninja 400	4				1'53.216	190,1	1'52.825	189,1
RET	13	73 J. PEREZ GONZALEZ	ESP	Accolade Smrz Racing	Kawasaki Ninja 400	4				1'53.236	192,2	1'53.103	187,5
RET	15	87 T. KAWAKAMI	BRA	AD78 Team Brasil by MS Racing	Yamaha YZF-R3	4				1'53.624	189,8	1'53.253	190,1

AIR	Humidity:	61%	Temp:	25°C
TRACK	Condition:	Dry	Temp:	34°C

Records	Pole (SP)	2019	V.Steeman	1'52.199	141,92 Km/h
	Race (RC2)	2019	K.Meuffels	1'52.778	141,19 Km/h
	All Times (SP)	2019	V.Steeman	1'52.199	141,92 Km/h
Race Fastest Lap	Lap 3		A.Zanca	1'52.912	141,02 Km/h

Start 12:46 End 13:12 The results are provisional until the end of the time limit for protests and appeals and the completion of the technical checks.

25/09/2021  
These data/results cannot be reproduced, stored and/or transmitted in whole or in part by any manner of electronic, mechanical, photocopying, recording, broadcasting or otherwise now known or herein after developed without the previous express consent by the copyright owner, except for reproduction in daily press and regular printed publications on sale to the public within 60 days of the event related to those data/results and always provided that copyright symbol appears together as follows below.

© DORNA WSBK ORGANIZATION Srl 2021





## Motul Spanish Round, 24-26 September 2021

### Results Race 1

Jerez 4.423 m  
2 / 2

LAP LEADERS					
No.	Rider	From	To	Laps	Total
54	B. SOFUOGLU	1	1	1	
1	J. BUIS	2	2	1	
54	B. SOFUOGLU	3	4	2	
58	I. IGLESIAS	5	5	1	
54	B. SOFUOGLU	6	6	1	4
1	J. BUIS	7	7	1	
58	I. IGLESIAS	8	8	1	
1	J. BUIS	9	9	1	3
58	I. IGLESIAS	10	10	1	3

TOTAL LEADER LAPS			
No.	Rider	Laps	
99	A. HUERTAS	45	17 K. MEUFFELS 4
69	T. BOOTH-AMOS	33	58 I. IGLESIAS 4
1	J. BUIS	27	61 Y. OKAYA 4
72	V. STEEMAN	16	10 U. ORRADRE 3
54	B. SOFUOGLU	10	52 O. KONIG 2
64	H. DE CANCELLIS	9	11 A. CARRASCO 1
46	S. DI SORA	6	20 D. LOUREIRO 1

### Race Highlights

Time	No. Rider	Description
12.42.55		Warm-up Lap Start
12.46.04		Start
12.49.07		No Jump Start
12.54.38	87 Kawakami	Crashed - Turn 6
12.55.07	85 Sabatucci	Crashed - Turn 9
12.55.07	73 Perez Gonzalez	Crashed - Turn 9
12.55.33	85 Sabatucci	Re-joined
12.55.59	87 Kawakami	Not Actively Competing
12.56.01	73 Perez Gonzalez	Not Actively Competing
12.56.09	85 Sabatucci	Entered Pits
12.56.56		Incident Involving 73 and 85 will be investigated after the race
12.57.07	80 Mastroluca	Crashed - Turn 8
12.57.15	80 Mastroluca	Not Actively Competing
12.57.43	85 Sabatucci	Retired
12.57.55	77 Bijman	Crashed - Turn 1
12.58.17	77 Bijman	Re-joined
12.59.08	77 Bijman	Technical Problem - Turn 5
12.59.41	58 Iglesias	Track Limits Warning
13.00.19	77 Bijman	Out
13.01.13		2/3 of Race Distance Completed
13.02.43	28 Ruiz	Crashed - Turn 10
13.02.52	28 Ruiz	Re-joined
13.03.38	99 Huertas	Track Limits Warning
13.03.49	1 Buis	Track Limits Warning
13.05.20		RED FLAG
13.06.34	25 Berta Vinales	Crashed - Turn 2
13.06.34	2 Carrion	Crashed - Turn 2
13.06.34	88 Mogeda	Crashed - Turn 2
13.06.34	43 Khouri	Crashed - Turn 2
13.06.34	28 Ruiz	Crashed - Turn 2
13.10.16	25 Berta Vinales	Out
13.10.46	88 Mogeda	Out
13.10.52	43 Khouri	Out
13.10.55	2 Carrion	Out
13.10.58	19 Rodriguez Nunez	Out
13.12.36		End Of Session
15.51.51	19 Rodriguez Nunez	Has been reinstated in the final results after Stewards decision

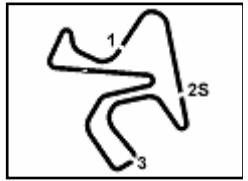
Start 12:46 End 13:12 The results are provisional until the end of the time limit for protests and appeals and the completion of the technical checks.

25/09/2021

These data/results cannot be reproduced, stored and/or transmitted in whole or in part by any manner of electronic, mechanical, photocopying, recording, broadcasting or otherwise now known or herein after developed without the previous express consent by the copyright owner, except for reproduction in daily press and regular printed publications on sale to the public within 60 days of the event related to those data/results and always provided that copyright symbol appears together as follows below.

© DORNA WSBK ORGANIZATION Srl 2021





## Motul Spanish Round, 24-26 September 2021 Championship Standings

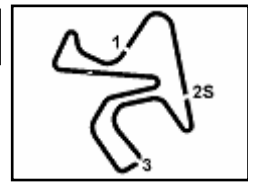
Jerez 4.423 m

1 / 2

Points	Points From First	Points From Previous	May 23		June 13		July 25		August 8		September 5		September 19		September 26		October 3	
			ARAGON	MISANO	ASSEN	MOST	MAGNY-COURS	BARCELONA	JEREZ	PORTIMAO								
<b>1 HUERTAS</b> Adrian (ESP)	<b>210</b>		25 16 1 2	25 6 1 1	25 11 1 1	10 11 1 1	25 25 1 1	9 13 1 1	9 1									
<b>2 BUIS</b> Jeffrey (NED)	<b>161</b> 49		10 4 6 8	9 11 9	16 13 6 4	9 25 4 3	16 4 3	25 9 3 3	25 2									
<b>3 BOOTH-AMOS</b> Tom (GBR)	<b>158</b> 52 3		20 25 2 1	20 2 2	25 2 2	8 20 2 2	20 20 2 2	2 2	3									
<b>4 DI SORA</b> Samuel (FRA)	<b>123</b> 87 35		11 8 5 5	16 6 8 6	13 16 3 3	13 3 4	16 4 3 4	16 10 4 4	10 4									
<b>5 OKAYA</b> Yuta (JPN)	<b>95</b> 115 28		16 13 3 4	13 3 3	13 4 4	5 5 7	11 8 6	8 11 5 5	8 5									
<b>6 SOFUOGLU</b> Bahattin (TUR)	<b>93</b> 117 2			10 15	11 13 14	11 12 16	20 25 11 6	16 6										
<b>7 KAWAKAMI</b> Meikon (BRA)	<b>82</b> 128 11		6 13	11 20 9 5	6 8 8	9 9 9 11	5 8 8	13 8 8 8	13 7									
<b>8 STEEMAN</b> Victor (NED)	<b>79</b> 131 3			2 7 21 18	8 8 15 13	25 13 7 5	8 3 5 5	5 6 7	5 8									
<b>9 MEUFFELS</b> Koen (NED)	<b>63</b> 147 16		8 8 11	5 4 12 12	20 7 8 7	2 8 8 8	4 7 8	3 8 10	2 9									
<b>10 DE CANCELLIS</b> Hugo (FRA)	<b>62</b> 148 1		4 9 12 9	16 5 5 8	20 11 6	7 6 6 6	6 7 6 7	7 9 7 9	10 10									
<b>11 KAWAKAMI</b> Ton (BRA)	<b>57</b> 153 5		9 10 7 5	4 6 9	7 2 10 11	2 12 14	7 12 12	16 10 11	11 11									
<b>12 IGLESIAS</b> Inigo (ESP)	<b>56</b> 154 1		2 14 17	21 25	27 28	29 30	10 8 22 20	10 6 19 18	20 12									
<b>13 CARRION</b> Alejandro (ESP)	<b>54</b> 156 2				5 26 26	20 16 16 11	12 12	6 7 14 12	13 13									
<b>14 CARRASCO</b> Ana (ESP)	<b>51</b> 159 3		5 11 11 7	1 25 9 3	1 4 8	9 9	3 5 10 9	12 13 12 13	14 14									
<b>15 LOUREIRO</b> Dorren (RSA)	<b>51</b> 159 0		1 5 15 13	11 18 12	9 5 12 12	14 17	13 7 11 9	12 13 12 13	14 14									
<b>16 KONIG</b> Oliver (CZE)	<b>46</b> 164 5			8 20	3 17 18	16 10 15 13	15 16	3 6 17 16	6 16									
<b>17 MASTROLUCA</b> Gabriele (ITA)	<b>43</b> 167 3			13 14	4 16 17	5 19 18	9 10 18 12	2 15 15	17 17									
<b>18 DIAZ CEBRIAN</b> Alvaro (ESP)	<b>42</b> 168 1							11 20 27 20	11 18									
<b>19 ORRADRE</b> Unai (ESP)	<b>39</b> 171 3		13 20 4 3	4 7	6 6 10	11 12	14 15	16 17	19 19									
<b>20 GENNAI</b> Mirko (ITA)	<b>36</b> 174 3			10 13 15	9 19 16	6 9 16 14	2 16 17	18 18	20 20									
<b>21 MOGEDA</b> Daniel (ESP)	<b>27</b> 183 9						11 6 24 22	5 5 20 21	21 21									
<b>22 BERTA VINALES</b> Dean (ESP)	<b>26</b> 184 1						1 13 35 23	2 10 23 22	22 22									
<b>23 IERACI</b> Bruno (ITA)	<b>25</b> 185 1		6 7 10 9	8 7 11	13 14	18 19	19 19	21 23	23 23									
<b>24 PEREZ GONZALEZ</b> Jose Luis (ESP)	<b>18</b> 192 7		3 16	5 20 20	23 23	4 20 21	6 20 21	22 24	24 24									

25/09/2021 First Line: Championship Standings - Second Line: Ranking Progression  
 These data/results cannot be reproduced, stored and/or transmitted in whole or in part by any manner of electronic, mechanical, photocopying, recording, broadcasting or otherwise now known or herein after developed without the previous express consent by the copyright owner, except for reproduction in daily press and regular printed publications on sale to the public within 60 days of the event related to those data/results and always provided that copyright symbol appears together as follows below.  
 © DORNA WSBK ORGANIZATION Srl 2021





## Motul Spanish Round, 24-26 September 2021 Championship Standings

Jerez 4.423 m

2 / 2

Points	Points From First	Points From Previous	May 23		June 13		July 25		August 8		September 5		September 19		September 26		October 3		
			ARAGON		MISANO		ASSEN		MOST		MAGNY-COURS		BARCELONA		JEREZ		PORTIMAO		
25	<b>RUIZ</b> Yeray (ESP)	16	194	2							9	7	28	23	25	25			
26	<b>GARCIA</b> Marc (ESP)	15	195	1	3	1	3					1				7			
27	<b>RODRIGUEZ NUNEZ</b> Victor (ESP)	14	196	1			6				7					1			
28	<b>KHOURI</b> Harry (AUS)	13	197	1	7			4		1					1				
29	<b>SABATUCCI</b> Kevin (ITA)	10	200	3				10											
30	<b>PALAZZI</b> Filippo Maria (ITA)	10	200	0			7	3											
31	<b>BIJMAN</b> Ruben (NED)	10	200	0			1		3	2				4					
32	<b>PEREZ SELFA</b> Vicente (ESP)	9	201	1			9												
33	<b>SVOBODA</b> Petr (CZE)	8	202	1				3		4				1					
34	<b>GIMBERT</b> Johan (FRA)	5	205	3			1							4					
35	<b>ZANCA</b> Alessandro (ITA)	3	207	2												3			
36	<b>NUNEZ ROLDAN</b> Oscar (ESP)	3	207	0					3										
37	<b>COPPOLA</b> Alfonso (ITA)	2	208	1			2												
38	<b>BRIANTI</b> Thomas (ITA)	2	208	0			2												
39	<b>MILLAN GOMEZ</b> Alex (ESP)	2	208	0	2														
40	<b>STANGE</b> Christian (GER)	1	209	1					1										

25/09/2021 First Line: Championship Standings - Second Line: Ranking Progression  
These data/results cannot be reproduced, stored and/or transmitted in whole or in part by any manner of electronic, mechanical, photocopying, recording, broadcasting or otherwise now known or herein after developed without the previous express consent by the copyright owner, except for reproduction in daily press and regular printed publications on sale to the public within 60 days of the event related to those data/results and always provided that copyright symbol appears together as follows below.  
© DORNA WSBK ORGANIZATION Srl 2021





Jerez 4.423 m

## Motul Spanish Round, 24-26 September 2021

### Lap Chart Race 1

		Lap									
	1	2	3	4	5	6	7	8	9	10	
1	54	1	54	54	58	54	1	58	1	58	
2	99	54	1	46	54	99	46	61	99	1	
3	8	58	85	58	46	58	58	46	58	54	
4	58	8	58	1	99	1	54	99	54	83	
5	85	99	99	61	1	83	99	54	83	13	
6	61	61	61	99	61	61	61	1	61	46	
7	1	85	46	85	80	46	52	52	13	61	
8	83	46	73	73	83	52	13	83	46	99	
9	46	83	8	80	28	28	28	13	52	52	
10	73	87	83	83	52	13	83	72	72	72	
11	13	73	13	13	25	25	41	28	25	41	
12	25	80	80	8	13	41	25	41	41	8	
13	87	13	52	52	8	72	72	8	8	25	
14	41	52	87	28	41	8	8	25	59	59	
15	80	41	41	87	77	77	59	59	17	17	
16	52	25	28	25	72	59	17	88	43	43	
17	72	28	25	72	59	43	43	17	88	88	
18	28	72	77	41	88	88	88	43	2	2	
19	77	77	72	59	2	17	20	2	19	19	
20	15	59	59	77	43	94	2	20	94	20	
21	17	88	17	43	20	2	94	94	20	94	
22	20	17	43	88	17	20	11	19	26	26	
23	59	43	20	2	94	11	19	11	11	11	
24	11	20	88	17	11	26	26	26	7	7	
25	88	94	94	20	19	19	98	98	98	98	
26	94	2	2	94	98	98	7	7	35	35	
27	2	15	26	11	26	7	15	15	93	53	
28	43	26	11	26	7	93	53	93	53	97	
29	26	7	19	19	93	15	93	53	15	93	
30	7	11	15	98	53	53	35	35	97	15	
31	23	19	98	7	15	35	97	97	23	23	
32	19	98	7	93	35	97	23	23	28		
33	98	93	93	15	97	23	55	55	55		
34	93	23	53	53	23	55	56	22	56		
35	53	35	35	97	56	56	22	56	22		
36	97	53	97	35	55	22	18	18	18		
37	35	97	23	23	22	18	70	70	70		
38	22	55	55	55	70	70					
39	56	22	22	22	18						
40	55	56	56	56							
41	18	18	18	70							
42	70	70	70	18							

25/09/2021

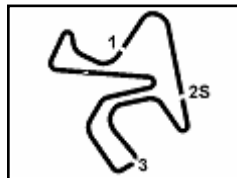
These data/results cannot be reproduced, stored and/or transmitted in whole or in part by any manner of electronic, mechanical, photocopying, recording, broadcasting or otherwise now known or herein after developed without the previous express consent by the copyright owner, except for reproduction in daily press and regular printed publications on sale to the public within 60 days of the event related to those data/results and always provided that copyright symbol appears together as follows below.

© DORNA WSBK ORGANIZATION Srl 2021



FKR PERUGIA TIMING





## Motul Spanish Round, 24-26 September 2021

### Lap Chart Race 1

Jerez 4.423 m

2 / 4

Lap 1			Lap 2			Lap 3			Lap 4			Lap 5			Lap 6			Lap 7			Lap 8		
1	54	B.Sofuoglu	2'00.482	1	J.Buis	3'54.238	1	54	B.Sofuoglu	7'41.935	1	58	I.Iglesias	9'35.828	1	1	J.Buis	13'23.796	1	58	I.Iglesias	15'17.785	
2	99	A.Huertas	0.403	2	54	B.Sofuoglu	0.031	2	46	S.Di Sora	0.176	2	54	B.Sofuoglu	0.012	2	46	S.Di Sora	0.109	2	61	Y.Okaya	0.063
3	8	B.Ieraci	0.486	3	58	I.Iglesias	0.280	3	58	I.Iglesias	0.277	3	46	S.Di Sora	0.130	3	58	I.Iglesias	0.281	3	54	B.Sofuoglu	0.292
4	58	I.Iglesias	0.523	4	8	B.Ieraci	0.448	4	1	J.Buis	0.623	4	99	A.Huertas	0.394	4	54	B.Sofuoglu	0.292	4	99	A.Huertas	0.300
5	85	K.Sabatucci	0.549	5	99	A.Huertas	0.488	5	61	Y.Okaya	0.664	5	1	J.Buis	0.498	5	83	M.Kawakami	0.784	5	99	A.Huertas	0.446
6	61	Y.Okaya	0.583	6	61	Y.Okaya	0.492	6	99	A.Huertas	0.728	6	61	Y.Okaya	0.754	6	80	G.Mastroluca	0.801	6	61	Y.Okaya	0.432
7	1	J.Buis	0.631	7	85	K.Sabatucci	0.754	7	23	S.Markarian	0.819	7	83	M.Kawakami	0.808	7	52	O.Konig	0.961	7	52	O.Konig	0.446
8	83	M.Kawakami	0.723	8	46	S.Di Sora	0.852	8	55	A.Frappola	1.093	8	83	M.Kawakami	0.919	8	13	A.Diaz Cebrian	1.169	8	13	A.Diaz Cebrian	0.576
9	46	S.Di Sora	0.929	9	83	M.Kawakami	0.917	9	73	J.Perez Gonzalez	1.093	9	83	M.Kawakami	0.948	9	28	Y.Ruiz	1.461	9	28	Y.Ruiz	0.614
10	73	J.Perez Gonzalez	1.079	10	87	T.Kawakami	1.293	10	19	V.Rodriguez Nunez	1.159	10	80	G.Mastroluca	1.012	10	83	M.Kawakami	1.078	10	83	M.Kawakami	0.631
11	13	A.Diaz Cebrian	1.188	11	73	J.Perez Gonzalez	1.335	11	15	A.Coppola	1.177	11	59	A.Zanca	1.248	11	41	M.Garcia	1.081	11	41	M.Garcia	0.891
12	25	D.Berta Vinales	1.290	12	80	G.Mastroluca	1.708	12	8	B.Ieraci	1.125	12	59	A.Zanca	1.418	12	25	D.Berta Vinales	1.093	12	25	D.Berta Vinales	0.936
13	87	T.Kawakami	1.425	13	13	A.Diaz Cebrian	1.751	13	7	J.Gimbert	1.255	13	73	J.Perez Gonzalez	1.754	13	72	V.Steeman	1.057	13	72	V.Steeman	1.057
14	41	M.Garcia	1.701	14	52	O.Konig	1.764	14	93	M.Gaggi	1.287	14	83	M.Kawakami	1.784	14	8	B.Ieraci	1.436	14	8	B.Ieraci	1.436
15	80	G.Mastroluca	1.799	15	41	M.Garcia	2.295	15	53	P.Svoboda	1.319	15	20	D.Loureiro	1.801	15	59	A.Zanca	1.658	15	59	A.Zanca	1.658
16	50	O.Konig	1.939	16	25	D.Berta Vinales	2.428	16	35	Y.Saiz Marquez	1.351	16	17	K.Meuffels	1.824	16	17	K.Meuffels	1.467	16	17	K.Meuffels	1.467
17	72	V.Steeman	2.035	17	28	Y.Ruiz	2.435	17	35	Y.Saiz Marquez	1.387	17	94	F.Llambias	1.842	17	43	H.Khour	1.484	17	43	H.Khour	1.484
18	28	Y.Ruiz	2.270	18	72	V.Steeman	2.437	18	23	S.Markarian	1.427	18	11	A.Carrasco	1.841	18	88	D.Mogeda	1.454	18	88	D.Mogeda	1.454
19	77	R.Bijman	2.446	19	77	R.Bijman	2.600	19	55	A.Frappola	1.531	19	19	V.Rodriguez Nunez	1.905	19	20	D.Loureiro	1.482	19	20	D.Loureiro	1.482
20	15	A.Coppola	3.013	20	59	A.Zanca	3.649	20	38	J.Romero	1.572	20	26	M.Gennai	1.919	20	2	A.Carrion	1.487	20	2	A.Carrion	1.487
21	17	K.Meuffels	3.079	21	88	D.Mogeda	3.716	21	40	56 J.Kocourek	1.607	21	7	J.Gimbert	2.080	21	94	F.Llambias	5.018	21	94	F.Llambias	5.018
22	20	D.Loureiro	3.095	22	17	K.Meuffels	3.752	22	41	18 I.Offer	16.979	22	28	7 J.Gimbert	7.529	22	11	A.Carrasco	5.307	22	11	A.Carrasco	5.307
23	59	A.Zanca	3.230	23	43	H.Khour	4.104	23	42	70 M.Duarte	17.063	23	93	M.Gaggi	7.529	23	19	V.Rodriguez Nunez	5.339	23	19	V.Rodriguez Nunez	5.339
24	11	A.Carrasco	3.332	24	20	D.Loureiro	4.208	24	8	B.Ieraci	1.177	24	53	P.Svoboda	7.565	24	26	M.Gennai	5.497	24	26	M.Gennai	5.497
25	88	D.Mogeda	3.425	25	94	F.Llambias	4.298	25	13	A.Diaz Cebrian	1.159	25	31	15 A.Coppola	7.632	25	98	A.Millan Gomez	5.699	25	98	A.Millan Gomez	5.699
26	94	F.Llambias	3.487	26	2	A.Carrion	4.444	26	8	B.Ieraci	1.177	26	35	Y.Saiz Marquez	8.862	26	7	J.Gimbert	6.029	26	7	J.Gimbert	6.029
27	2	A.Carrion	3.701	27	15	A.Coppola	4.819	27	52	O.Konig	1.321	27	97	F.Palazzi	9.037	27	15	A.Coppola	9.622	27	15	A.Coppola	9.622
28	43	H.Khour	3.958	28	6	61 Y.Okaya	5.213	28	28	Y.Ruiz	1.481	28	23	S.Markarian	11.945	28	53	P.Svoboda	9.651	28	53	P.Svoboda	9.651
29	26	M.Gennai	3.980	29	7	J.Gimbert	5.427	29	14	28 Y.Ruiz	1.481	29	56	J.Kocourek	20.470	29	93	M.Gaggi	10.304	29	93	M.Gaggi	10.304
30	7	J.Gimbert	4.020	30	11	A.Carrasco	5.558	30	15	87 T.Kawakami	1.633	30	55	A.Frappola	20.813	30	35	Y.Saiz Marquez	10.309	30	35	Y.Saiz Marquez	10.309
31	23	S.Markarian	4.185	31	88	D.Mogeda	5.558	31	16	25 D.Berta Vinales	1.822	31	22	J.Romero	20.897	31	97	F.Palazzi	10.500	31	97	F.Palazzi	10.500
32	19	V.Rodriguez Nunez	4.358	32	98	A.Millan Gomez	5.558	32	17	72 V.Steeman	2.337	32	70	M.Duarte	26.975	32	23	S.Markarian	15.490	32	23	S.Markarian	15.490
33	98	A.Millan Gomez	4.431	33	7	J.Gimbert	5.957	33	13	A.Diaz Cebrian	1.159	33	18	I.Offer	27.317	33	55	A.Frappola	27.130	33	55	A.Frappola	27.130
34	93	M.Gaggi	4.476	34	93	M.Gaggi	6.287	34	13	8 B.Ieraci	1.177	34	18	I.Offer	27.317	34	56	J.Kocourek	27.199	34	56	J.Kocourek	27.199
35	53	P.Svoboda	4.771	35	7	J.Gimbert	6.467	35	13	52 O.Konig	1.321	35	46	S.Di Sora	27.820	35	22	J.Romero	27.280	35	22	J.Romero	27.280
36	97	F.Palazzi	4.771	36	93	M.Gaggi	6.627	36	52	O.Konig	1.321	36	18	I.Offer	37.597	36	18	I.Offer	37.597	36	18	I.Offer	37.597
37	35	Y.Saiz Marquez	5.091	37	93	M.Gaggi	6.627	37	52	O.Konig	1.321	37	70	M.Duarte	37.939	37	70	M.Duarte	37.939	37	70	M.Duarte	37.939
38	22	J.Romero	6.500	38	93	M.Gaggi	6.627	38	52	O.Konig	1.321												
39	56	J.Kocourek	7.184	39	93	M.Gaggi	6.627	39	52	O.Konig	1.321												
40	55	A.Frappola	7.527	40	93	M.Gaggi	6.627	40	52	O.Konig	1.321												
41	18	I.Offer	7.931	41	93	M.Gaggi	6.627	41	52	O.Konig	1.321												
42	70	M.Duarte	8.154	42	93	M.Gaggi	6.627	42	52	O.Konig	1.321												

25/09/2021

These data/results cannot be reproduced, stored and/or transmitted in whole or in part by any manner of electronic, mechanical, photocopying, recording, broadcasting or otherwise now known or herein after developed without the previous express consent by the copyright owner, except for reproduction in daily press and regular printed publications on sale to the public within 60 days of the event related to those data/results and always provided that copyright symbol appears together as follows below.

© DORNA WSBK ORGANIZATION Srl 2021



Official Fuel Supplier



Official Tyre Supplier



Official Timekeeper



Jerez 4.423 m

3 / 4

**Motul Spanish Round, 24-26 September 2021**
**Lap Chart Race 1**

4	99	A.Huertas	0.279	1	58	I.Iglesias	19'06.529
5	54	B.Sofuoglu	0.558	2	1	J.Buis	0.026
6	1	J.Buis	0.573	3	54	B.Sofuoglu	0.215
7	52	O.Konig	0.739	4	83	M.Kawakami	0.307
8	83	M.Kawakami	0.921	5	13	A.Diaz Cebrian	0.378
9	13	A.Diaz Cebrian	0.972	6	46	S.Di Sora	0.437
10	72	V.Steeman	1.043	7	61	Y.Okaya	0.813
11	28	Y.Ruiz	1.244	8	99	A.Huertas	0.881
12	41	M.Garcia	1.460	9	52	O.Konig	1.127
13	8	B.Ieraci	1.497	10	72	V.Steeman	1.292
14	25	D.Berta Vinales	1.515	11	41	M.Garcia	1.311
15	59	A.Zanca	1.926	12	8	B.Ieraci	1.543
16	88	D.Mogeda	4.591	13	25	D.Berta Vinales	1.557
17	17	K.Meuffels	4.601	14	59	A.Zanca	1.954
18	43	H.Khoury	4.648	15	17	K.Meuffels	3.793
19	2	A.Carrion	4.811	16	43	H.Khoury	4.049
20	20	D.Loureiro	4.893	17	88	D.Mogeda	4.098
21	94	F.Llambias	5.062	18	2	A.Carrion	4.311
22	19	V.Rodriguez Nunez	5.155	19	19	V.Rodriguez Nunez	4.505
23	11	A.Carrasco	5.280	20	20	D.Loureiro	4.596
24	26	M.Gennai	5.474	21	94	F.Llambias	4.680
25	98	A.Millan Gomez	5.550	22	26	M.Gennai	5.042
26	7	J.Gimbert	5.814	23	11	A.Carrasco	5.122
27	15	A.Coppola	11.076	24	7	J.Gimbert	5.339
28	93	M.Gaggi	11.217	25	98	A.Millan Gomez	5.446
29	53	P.Svoboda	11.437	26	35	Y.Saiz Marquez	13.110
30	35	Y.Saiz Marquez	11.461	27	53	P.Svoboda	13.146
31	97	F.Palazzi	11.972	28	97	F.Palazzi	13.338
32	23	S.Markarian	17.499	29	93	M.Gaggi	13.476
33	55	A.Frappola	30.257	30	15	A.Coppola	13.680
34	22	J.Romero	30.519	31	23	S.Markarian	20.316
35	56	J.Kocourek	31.127				
36	18	I.Offer	42.815				
37	70	M.Duarte	42.984				

**Lap 9**

1	1	J.Buis	17'12.044
2	99	A.Huertas	0.204
3	58	I.Iglesias	0.529
4	54	B.Sofuoglu	0.581
5	83	M.Kawakami	0.582
6	61	Y.Okaya	0.598
7	13	A.Diaz Cebrian	0.612
8	46	S.Di Sora	0.755
9	52	O.Konig	0.756
10	72	V.Steeman	0.966
11	25	D.Berta Vinales	1.663
12	41	M.Garcia	1.713
13	8	B.Ieraci	1.910
14	59	A.Zanca	2.260
15	17	K.Meuffels	4.237
16	43	H.Khoury	4.450
17	88	D.Mogeda	4.518
18	2	A.Carrion	4.608
19	19	V.Rodriguez Nunez	4.963
20	94	F.Llambias	5.042
21	20	D.Loureiro	5.121
22	26	M.Gennai	5.246
23	11	A.Carrasco	5.279
24	7	J.Gimbert	5.612
25	98	A.Millan Gomez	5.814
26	35	Y.Saiz Marquez	12.485
27	93	M.Gaggi	12.541
28	53	P.Svoboda	12.543
29	15	A.Coppola	12.566
30	97	F.Palazzi	12.631
31	23	S.Markarian	19.225
32	28	Y.Ruiz	31.923
33	55	A.Frappola	33.530
34	56	J.Kocourek	33.821
35	22	J.Romero	33.871
36	18	I.Offer	47.334
37	70	M.Duarte	47.539

**Lap 10**

25/09/2021

These data/results cannot be reproduced, stored and/or transmitted in whole or in part by any manner of electronic, mechanical, photocopying, recording, broadcasting or otherwise now known or herein after developed without the previous express consent by the copyright owner, except for reproduction in daily press and regular printed publications on sale to the public within 60 days of the event related to those data/results and always provided that copyright symbol appears together as follows below.

© DORNA WSBK ORGANIZATION Srl 2021



Official Fuel Supplier



FKR PERUGIA TIMING

Official Tyre Supplier



Official Timekeeper



Motul Spanish Round, 24-26 September 2021

## Lap Chart Race 1

Jerez 4.423 m

4 / 4

### Race Pace Comparison

	1 Bui	58 Igl	54 Sof	83 KaM	13 Dia	46 DiS	99 Her	61 Oka	41 Gar	52 Kon	72 Ste	8 Ier	11 CaA	7 Gim
1	2'01.113	2'01.005	2'00.482	2'01.205	2'01.670	2'01.411	2'00.885	2'01.065	2'02.183	2'02.421	2'02.517	2'00.968	2'03.814	2'04.502
2	<b>1'53.125</b>	<b>1'53.513</b>	1'53.787	1'53.950	1'54.319	1'53.679	1'53.841	1'53.665	1'54.350	1'53.581	1'54.158	1'53.718	1'55.982	1'55.163
3	1'53.885	1'53.701	<b>1'53.568</b>	1'53.936	<b>1'53.141</b>	<b>1'53.448</b>	<b>1'53.517</b>	1'53.720	1'53.326	<b>1'53.264</b>	1'53.869	1'54.270	1'53.792	1'54.459
4	1'54.435	1'53.993	1'54.098	1'53.969	1'53.964	1'53.573	1'54.420	1'54.149	1'54.432	1'53.990	1'53.728	1'54.156	<b>1'53.379</b>	1'53.846
5	1'53.768	1'53.616	1'53.905	1'53.569	1'54.195	1'53.847	1'53.559	1'53.983	1'53.572	1'53.533	1'53.704	1'54.621	1'53.702	1'53.938
6	1'53.813	1'54.185	1'53.589	<b>1'53.556</b>	1'53.212	1'54.337	1'53.539	<b>1'53.640</b>	<b>1'53.098</b>	1'53.581	<b>1'53.023</b>	<b>1'53.619</b>	1'53.871	1'54.307
7	1'53.657	1'54.064	1'54.659	1'54.242	1'53.871	1'53.610	1'54.335	1'53.903	1'53.726	1'53.872	1'53.854	1'53.880	1'54.563	<b>1'53.610</b>
8	1'54.562	1'53.708	1'54.255	1'54.279	1'54.385	1'54.070	1'53.968	1'53.723	1'54.558	1'54.282	1'53.975	1'54.050	1'53.962	1'53.774
9	1'53.686	1'54.788	1'54.282	1'53.920	1'53.899	1'54.824	1'54.184	1'54.794	1'54.512	1'54.276	1'54.182	1'54.672	1'54.258	1'54.057
10	1'54.511	1'53.956	1'54.119	1'54.210	1'54.251	1'54.167	1'55.162	1'54.700	1'54.083	1'54.856	1'54.811	1'54.118	1'54.328	1'54.212

	59 Zan	17 Meu	19 Rod	26 Gen	98 Mil	20 Lou	94 Lia	35 Sai	53 Svo	97 Pal	93 Gag	15 Cop	23 Mar	56 Koc
1	2'03.712	2'03.561	2'04.840	2'04.462	2'04.913	2'03.577	2'03.969	2'05.573	2'05.253	2'05.535	2'04.958	2'03.495	2'04.667	2'07.666
2	1'54.175	1'54.429	1'54.965	1'54.989	1'55.042	1'54.869	1'54.567	1'54.959	1'55.280	1'55.218	1'55.287	1'55.562	1'55.697	1'57.236
3	<b>1'52.912</b>	<b>1'53.781</b>	1'53.846	1'53.880	1'53.839	<b>1'53.551</b>	<b>1'53.723</b>	1'54.993	1'54.472	1'54.926	<b>1'54.059</b>	<b>1'54.652</b>	1'55.745	1'57.016
4	1'53.680	1'54.293	1'53.591	1'53.864	<b>1'53.591</b>	1'54.212	1'54.189	1'54.730	<b>1'53.980</b>	<b>1'54.456</b>	1'54.123	1'54.736	1'55.908	<b>1'56.819</b>
5	1'53.767	1'53.968	<b>1'53.491</b>	1'53.824	1'53.608	1'53.813	1'53.752	<b>1'54.435</b>	1'54.408	1'54.730	1'54.930	1'55.015	1'55.756	1'57.561
6	1'53.583	1'53.846	1'54.142	<b>1'53.792</b>	1'54.195	1'54.471	1'54.213	1'54.454	1'55.034	1'54.544	1'54.959	1'54.882	1'55.947	1'57.015
7	1'53.625	1'54.385	1'54.260	1'54.482	1'54.307	1'54.131	1'54.401	1'54.961	1'55.020	1'54.887	1'55.784	1'55.076	<b>1'55.566</b>	1'57.682
8	1'54.257	1'54.123	1'53.805	1'53.966	1'53.840	1'54.054	1'54.033	1'55.141	1'55.775	1'55.461	1'54.902	1'55.443	1'55.998	1'57.917
9	1'54.593	1'53.895	1'54.067	1'54.031	1'54.523	1'54.487	1'54.239	1'55.283	1'55.365	1'54.918	1'55.583	1'55.749	1'55.985	1'56.953
10	1'54.179	1'54.041	1'54.027	1'54.281	1'54.117	1'53.960	1'54.123	1'55.110	1'55.088	1'55.192	1'55.420	1'55.599	1'55.576	

	88 Mog	43 Kho	25 Ber	2 Car	55 Fra	22 Rom	28 Rui	70 Dua	18 Off	77 Bij	80 Mas	85 Sab	73 PeG	87 KaT
1	2'03.907	2'04.440	2'01.772	2'04.183	2'08.009	2'06.982	2'02.752	2'08.636	2'08.413	2'02.928	2'02.281	2'01.031	2'01.561	2'01.907
2	1'54.047	1'53.902	1'54.894	1'54.499	1'56.649	1'57.739	1'53.921	<b>1'58.051</b>	<b>1'57.951</b>	1'53.910	1'53.665	1'53.961	1'54.012	<b>1'53.624</b>
3	1'54.055	<b>1'53.501</b>	1'53.343	1'53.774	1'56.710	1'56.994	<b>1'53.224</b>	1'58.213	1'58.452	1'53.536	<b>1'53.233</b>	<b>1'53.216</b>	<b>1'53.236</b>	1'54.100
4	<b>1'53.632</b>	1'53.771	1'53.748	<b>1'53.520</b>	1'56.743	<b>1'56.473</b>	1'53.519	1'58.819	1'59.391	1'54.139	1'53.871	1'54.546	1'54.219	1'53.937
5	1'54.048	1'54.301	<b>1'53.240</b>	1'53.723	1'58.530	1'58.537	1'53.320	1'59.084	1'58.938	<b>1'53.444</b>	1'53.562			
6	1'54.143	1'53.907	1'53.541	1'54.748	<b>1'56.579</b>	1'56.766	1'53.696	1'59.671	1'59.068	1'53.458				
7	1'54.518	1'54.458	1'54.194	1'54.221	1'57.706	1'57.585	1'53.978	1'59.261	1'59.180					
8	1'54.026	1'54.153	1'54.568	1'53.928	1'57.116	1'57.228	1'54.619	1'59.034	1'59.207					
9	1'54.186	1'54.061	1'54.407	1'54.056	1'57.532	1'57.611	2'24.938	1'58.814	1'58.778					
10	1'54.065	1'54.084	1'54.379	1'54.188										

25/09/2021

These data/results cannot be reproduced, stored and/or transmitted in whole or in part by any manner of electronic, mechanical, photocopying, recording, broadcasting or otherwise now known or herein after developed without the previous express consent by the copyright owner, except for reproduction in daily press and regular printed publications on sale to the public within 60 days of the event related to those data/results and always provided that copyright symbol appears together as follows below.

© DORNA WSBK ORGANIZATION Srl 2021







## Motul Spanish Round, 24-26 September 2021 Best Sectors & Speed Race 1

RESULTS			LL	Int.
1	11 A. CARRASCO	Kawasaki Ninja 400	10	FL
2	7 J. GIMBERT	Kawasaki Ninja 400	10	FL
3	35 Y. SAIZ MARQUEZ	Yamaha YZF-R3	10	FL
4	53 P. SVOBODA	Yamaha YZF-R3	10	FL
5	97 F. PALAZZI	Yamaha YZF-R3	10	FL
6	93 M. GAGGI	Yamaha YZF-R3	10	FL
7	15 A. COPPOLA	Yamaha YZF-R3	10	FL
8	23 S. MARKARIAN	Kawasaki Ninja 400	10	FL
9	1 J. BUIS	Kawasaki Ninja 400	10	FL.1
10	58 I. IGLESIAS	Kawasaki Ninja 400	10	FL.1
11	54 B. SOFUOGLU	Yamaha YZF-R3	10	FL.1
12	83 M. KAWAKAMI	Yamaha YZF-R3	10	FL.1
13	13 A. DIAZ CEBRIAN	Yamaha YZF-R3	10	FL.1
14	46 S. DI SORA	Kawasaki Ninja 400	10	FL.1
15	99 A. HUERTAS	Kawasaki Ninja 400	10	FL.1
16	61 Y. OKAYA	Kawasaki Ninja 400	10	FL.1
17	41 M. GARCIA	Kawasaki Ninja 400	10	FL.1
18	52 O. KONIG	Kawasaki Ninja 400	10	FL.1
19	72 V. STEEMAN	KTM RC 390 R	10	FL.1
20	8 B. IERACI	Kawasaki Ninja 400	10	FL.1
21	59 A. ZANCA	Kawasaki Ninja 400	10	FL.1
22	17 K. MEUFFELS	Kawasaki Ninja 400	10	FL.1
23	19 V. RODRIGUEZ NUNEZ	Yamaha YZF-R3	10	FL.1
24	26 M. GENNAI	Yamaha YZF-R3	10	FL.1
25	98 A. MILLAN GOMEZ	Kawasaki Ninja 400	10	FL.1
26	20 D. LOUREIRO	Kawasaki Ninja 400	10	FL.1
27	94 F. LLAMBIAS	Yamaha YZF-R3	10	FL.1
28	56 J. KOCOUREK	Kawasaki Ninja 400	9	I3
29	55 A. FRAPPOLA	Kawasaki Ninja 400	9	I3
30	22 J. ROMERO	Kawasaki Ninja 400	9	I3
31	28 Y. RUIZ	Yamaha YZF-R3	9	I3
32	70 M. DUARTE	Yamaha YZF-R3	9	I3
33	18 I. OFFER	Kawasaki Ninja 400	9	I3
RET	25 D. BERTA VINALES	Yamaha YZF-R3	10	
RET	2 A. CARRION	Kawasaki Ninja 400	10	
RET	88 D. MOGEDA	Kawasaki Ninja 400	10	
RET	43 H. KHOURI	Kawasaki Ninja 400	10	
RET	77 R. BIJMAN	Yamaha YZF-R3	6	
RET	80 G. MASTROLUCA	Yamaha YZF-R3	5	
RET	85 K. SABATUCCI	Kawasaki Ninja 400	4	
RET	73 J. PEREZ GONZALEZ	Kawasaki Ninja 400	4	
RET	87 T. KAWAKAMI	Yamaha YZF-R3	4	

SPEED			
1	72 V. STEEMAN	KTM RC 390 R	194,6
2	52 O. KONIG	Kawasaki Ninja 400	194,6
3	25 D. BERTA VINALES	Yamaha YZF-R3	193,9
4	59 A. ZANCA	Kawasaki Ninja 400	193,9
5	61 Y. OKAYA	Kawasaki Ninja 400	193,9
6	17 K. MEUFFELS	Kawasaki Ninja 400	193,2
7	11 A. CARRASCO	Kawasaki Ninja 400	192,9
8	2 A. CARRION	Kawasaki Ninja 400	192,5
9	77 R. BIJMAN	Yamaha YZF-R3	192,5
10	1 J. BUIS	Kawasaki Ninja 400	192,2
11	41 M. GARCIA	Kawasaki Ninja 400	192,2
12	73 J. PEREZ GONZALEZ	Kawasaki Ninja 400	192,2
13	28 Y. RUIZ	Yamaha YZF-R3	191,8
14	8 B. IERACI	Kawasaki Ninja 400	191,2
15	13 A. DIAZ CEBRIAN	Yamaha YZF-R3	191,2
16	43 H. KHOURI	Kawasaki Ninja 400	191,2
17	46 S. DI SORA	Kawasaki Ninja 400	191,2
18	98 A. MILLAN GOMEZ	Kawasaki Ninja 400	191,2
19	83 M. KAWAKAMI	Yamaha YZF-R3	190,5
20	7 J. GIMBERT	Kawasaki Ninja 400	190,5
21	94 F. LLAMBIAS	Yamaha YZF-R3	190,5
22	85 K. SABATUCCI	Kawasaki Ninja 400	190,1
23	19 V. RODRIGUEZ NUNEZ	Yamaha YZF-R3	190,1
24	26 M. GENNAI	Yamaha YZF-R3	189,8
25	87 T. KAWAKAMI	Yamaha YZF-R3	189,8
26	80 G. MASTROLUCA	Yamaha YZF-R3	189,5
27	88 D. MOGEDA	Kawasaki Ninja 400	189,5
28	93 M. GAGGI	Yamaha YZF-R3	189,5
29	99 A. HUERTAS	Kawasaki Ninja 400	188,8
30	20 D. LOUREIRO	Kawasaki Ninja 400	188,8
31	58 I. IGLESIAS	Kawasaki Ninja 400	188,8
32	53 P. SVOBODA	Yamaha YZF-R3	188,5
33	54 B. SOFUOGLU	Yamaha YZF-R3	188,2
34	23 S. MARKARIAN	Kawasaki Ninja 400	187,8
35	35 Y. SAIZ MARQUEZ	Yamaha YZF-R3	187,5
36	97 F. PALAZZI	Yamaha YZF-R3	186,9
37	22 J. ROMERO	Kawasaki Ninja 400	186,2
38	55 A. FRAPPOLA	Kawasaki Ninja 400	184,0
39	56 J. KOCOUREK	Kawasaki Ninja 400	183,4
40	15 A. COPPOLA	Yamaha YZF-R3	182,7
41	18 I. OFFER	Kawasaki Ninja 400	182,7
42	70 M. DUARTE	Yamaha YZF-R3	181,5

25/09/2021

These data/results cannot be reproduced, stored and/or transmitted in whole or in part by any manner of electronic, mechanical, photocopying, recording, broadcasting or otherwise now known or herein after developed without the previous express consent by the copyright owner, except for reproduction in daily press and regular printed publications on sale to the public within 60 days of the event related to those data/results and always provided that copyright symbol appears together as follows below.

© DORNA WSBK ORGANIZATION Srl 2021



Official Fuel Supplier



Official Tyre Supplier



Official Timekeeper



## Motul Spanish Round, 24-26 September 2021

### Best Sectors & Speed Race 1

Jerez 4.423 m

2 / 2

SEG. 1			SEG. 2			SEG. 3			SEG. 4						
1	58	I. IGLESIAS	27.514	1	28	Y. RUIZ	16.944	1	59	A. ZANCA	32.822	1	72	V. STEEMAN	34.900
2	13	A. DIAZ CEBRIAN	27.516	2	59	A. ZANCA	16.967	2	20	D. LOUREIRO	32.873	2	28	Y. RUIZ	34.910
3	28	Y. RUIZ	27.532	3	52	O. KONIG	17.009	3	25	D. BERTA VINALES	32.883	3	25	D. BERTA VINALES	34.914
4	99	A. HUERTAS	27.601	4	73	J. PEREZ GONZALEZ	17.016	4	43	H. KHOURI	32.883	4	80	G. MASTROLUCA	34.914
5	11	A. CARRASCO	27.621	5	77	R. BIJMAN	17.040	5	85	K. SABATUCCI	32.899	5	77	R. BIJMAN	34.969
6	46	S. DI SORA	27.630	6	83	M. KAWAKAMI	17.042	6	41	M. GARCIA	32.903	6	52	O. KONIG	34.978
7	25	D. BERTA VINALES	27.644	7	72	V. STEEMAN	17.052	7	94	F. LLAMBIAS	32.935	7	99	A. HUERTAS	34.983
8	72	V. STEEMAN	27.652	8	8	B. IERACI	17.072	8	1	J. BUIS	32.956	8	54	B. SOFUOGLU	35.002
9	61	Y. OKAYA	27.654	9	25	D. BERTA VINALES	17.083	9	7	J. GIMBERT	32.987	9	46	S. DI SORA	35.014
10	59	A. ZANCA	27.667	10	41	M. GARCIA	17.083	10	19	V. RODRIGUEZ NUNEZ	32.994	10	59	A. ZANCA	35.025
11	1	J. BUIS	27.672	11	61	Y. OKAYA	17.101	11	28	Y. RUIZ	32.999	11	83	M. KAWAKAMI	35.034
12	26	M. GENNAI	27.689	12	58	I. IGLESIAS	17.107	12	46	S. DI SORA	33.014	12	58	I. IGLESIAS	35.048
13	19	V. RODRIGUEZ NUNEZ	27.692	13	13	A. DIAZ CEBRIAN	17.131	13	17	K. MEUFFELS	33.053	13	13	A. DIAZ CEBRIAN	35.056
14	73	J. PEREZ GONZALEZ	27.693	14	80	G. MASTROLUCA	17.138	14	2	A. CARRION	33.054	14	61	Y. OKAYA	35.070
15	7	J. GIMBERT	27.694	15	26	M. GENNAI	17.149	15	54	B. SOFUOGLU	33.055	15	85	K. SABATUCCI	35.074
16	41	M. GARCIA	27.698	16	87	T. KAWAKAMI	17.150	16	88	D. MOGEDA	33.069	16	73	J. PEREZ GONZALEZ	35.082
17	54	B. SOFUOGLU	27.720	17	46	S. DI SORA	17.160	17	26	M. GENNAI	33.090	17	94	F. LLAMBIAS	35.108
18	87	T. KAWAKAMI	27.721	18	1	J. BUIS	17.163	18	13	A. DIAZ CEBRIAN	33.098	18	8	B. IERACI	35.112
19	94	F. LLAMBIAS	27.729	19	54	B. SOFUOGLU	17.189	19	77	R. BIJMAN	33.101	19	17	K. MEUFFELS	35.115
20	2	A. CARRION	27.732	20	99	A. HUERTAS	17.217	20	52	O. KONIG	33.124	20	1	J. BUIS	35.126
21	83	M. KAWAKAMI	27.734	21	85	K. SABATUCCI	17.223	21	11	A. CARRASCO	33.133	21	87	T. KAWAKAMI	35.138
22	8	B. IERACI	27.735	22	11	A. CARRASCO	17.225	22	8	B. IERACI	33.138	22	41	M. GARCIA	35.140
23	80	G. MASTROLUCA	27.749	23	19	V. RODRIGUEZ NUNEZ	17.225	23	87	T. KAWAKAMI	33.147	23	98	A. MILLAN GOMEZ	35.181
24	17	K. MEUFFELS	27.761	24	53	P. SVOBODA	17.235	24	80	G. MASTROLUCA	33.162	24	26	M. GENNAI	35.223
25	77	R. BIJMAN	27.763	25	2	A. CARRION	17.242	25	35	Y. SAIZ MARQUEZ	33.166	25	19	V. RODRIGUEZ NUNEZ	35.226
26	52	O. KONIG	27.776	26	7	J. GIMBERT	17.250	26	83	M. KAWAKAMI	33.169	26	20	D. LOUREIRO	35.226
27	43	H. KHOURI	27.795	27	88	D. MOGEDA	17.265	27	98	A. MILLAN GOMEZ	33.169	27	11	A. CARRASCO	35.227
28	85	K. SABATUCCI	27.795	28	98	A. MILLAN GOMEZ	17.268	28	58	I. IGLESIAS	33.173	28	88	D. MOGEDA	35.279
29	53	P. SVOBODA	27.809	29	93	M. GAGGI	17.277	29	72	V. STEEMAN	33.177	29	7	J. GIMBERT	35.283
30	88	D. MOGEDA	27.811	30	20	D. LOUREIRO	17.289	30	61	Y. OKAYA	33.186	30	2	A. CARRION	35.331
31	97	F. PALAZZI	27.824	31	43	H. KHOURI	17.296	31	73	J. PEREZ GONZALEZ	33.208	31	15	A. COPPOLA	35.338
32	98	A. MILLAN GOMEZ	27.838	32	17	K. MEUFFELS	17.301	32	99	A. HUERTAS	33.234	32	97	F. PALAZZI	35.371
33	93	M. GAGGI	27.856	33	23	S. MARKARIAN	17.303	33	15	A. COPPOLA	33.254	33	43	H. KHOURI	35.374
34	20	D. LOUREIRO	27.860	34	94	F. LLAMBIAS	17.337	34	93	M. GAGGI	33.258	34	53	P. SVOBODA	35.383
35	35	Y. SAIZ MARQUEZ	27.910	35	35	Y. SAIZ MARQUEZ	17.417	35	53	P. SVOBODA	33.269	35	93	M. GAGGI	35.394
36	15	A. COPPOLA	27.915	36	97	F. PALAZZI	17.440	36	97	F. PALAZZI	33.442	36	35	Y. SAIZ MARQUEZ	35.446
37	23	S. MARKARIAN	28.131	37	15	A. COPPOLA	17.563	37	23	S. MARKARIAN	33.543	37	23	S. MARKARIAN	35.682
38	55	A. FRAPPOLA	28.238	38	55	A. FRAPPOLA	17.626	38	56	J. KOCOUREK	33.962	38	22	J. ROMERO	36.077
39	56	J. KOCOUREK	28.281	39	22	J. ROMERO	17.695	39	55	A. FRAPPOLA	33.999	39	56	J. KOCOUREK	36.164
40	22	J. ROMERO	28.460	40	56	J. KOCOUREK	17.769	40	22	J. ROMERO	34.095	40	55	A. FRAPPOLA	36.184
41	18	I. OFFER	28.560	41	18	I. OFFER	17.861	41	18	I. OFFER	34.498	41	70	M. DUARTE	36.467
42	70	M. DUARTE	28.727	42	70	M. DUARTE	18.082	42	70	M. DUARTE	34.565	42	18	I. OFFER	36.581

25/09/2021

These data/results cannot be reproduced, stored and/or transmitted in whole or in part by any manner of electronic, mechanical, photocopying, recording, broadcasting or otherwise now known or herein after developed without the previous express consent by the copyright owner, except for reproduction in daily press and regular printed publications on sale to the public within 60 days of the event related to those data/results and always provided that copyright symbol appears together as follows below.

© DORNA WSBK ORGANIZATION Srl 2021



Official Fuel Supplier

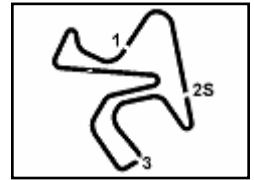


FICR PERUGIA TIMING

Official Tyre Supplier



Official Timekeeper



Jerez 4.423 m

## Motul Spanish Round, 24-26 September 2021

### Chronological Analysis Race 1

Start at 12:45'52.998

1 / 5

1° J. BUIS (1'53.125)							
Lap	Seg.1	Seg.2	Seg.3	Seg.4	Lap Time	km/h	Local Time
1		17.379	33.186	35.219	2'01.113	184,3	12:47'54.111
2	<b>27.672</b>	17.213	33.075	35.165	<b>1'53.125</b>	184,3	12:49'47.236
3	27.720	17.567	33.320	35.278	1'53.885	179,4	12:51'41.121
4	27.829	17.512	33.485	35.609	1'54.435	180,3	12:53'35.556
5	27.696	17.464	33.315	35.293	1'53.768	186,9	12:55'29.324
6	27.821	<b>17.163</b>	33.295	35.534	1'53.813	188,8	12:57'23.137
7	27.684	17.193	33.403	35.377	1'53.657	190,1	12:59'16.794
8	27.804	17.581	33.647	35.530	1'54.562	179,7	13:01'11.356
9	27.922	17.303	<b>32.956</b>	35.505	1'53.686	<b>192,2</b>	13:03'05.042
10	27.918	17.669	33.798	<b>35.126</b>	1'54.511	177,9	13:04'59.553

Last Passing Point FL.1 at 13:05'10.262

9	28.292	17.300	<b>33.098</b>	35.209	1'53.899	188,2	13:03'05.654
10	27.619	17.475	33.847	35.310	1'54.251	189,1	13:04'59.905

Last Passing Point FL.1 at 13:05'10.899

2° 58 I. IGLESIAS (1'53.513)							
Lap	Seg.1	Seg.2	Seg.3	Seg.4	Lap Time	km/h	Local Time
1		17.443	33.446	35.779	2'01.005	185,2	12:47'54.003
2	27.903	<b>17.107</b>	33.455	<b>35.048</b>	<b>1'53.513</b>	183,7	12:49'47.516
3	27.650	17.472	33.352	35.227	1'53.701	180,6	12:51'41.217
4	28.033	17.296	33.555	35.109	1'53.993	186,9	12:53'35.210
5	27.772	17.365	33.330	35.149	1'53.616	183,1	12:55'28.826
6	27.998	17.424	33.480	35.283	1'54.185	180,9	12:57'23.011
7	<b>27.514</b>	17.366	33.383	35.801	1'54.064	183,1	12:59'17.075
8	27.912	17.271	<b>33.173</b>	35.352	1'53.708	<b>188,8</b>	13:01'10.783
9	28.175	17.513	33.430	35.670	1'54.788	184,0	13:03'05.571
10	27.555	17.489	33.595	35.317	1'53.956	178,5	13:04'59.527

Last Passing Point FL.1 at 13:05'10.375

6° 46 S. DI SORA (1'53.448)							
Lap	Seg.1	Seg.2	Seg.3	Seg.4	Lap Time	km/h	Local Time
1		17.545	33.362	35.393	2'01.411	184,9	12:47'54.409
2	28.244	17.316	<b>33.014</b>	35.105	1'53.679	188,5	12:49'48.088
3	28.047	17.361	33.026	<b>35.014</b>	<b>1'53.448</b>	185,6	12:51'41.536
4	27.887	<b>17.160</b>	33.232	35.294	1'53.573	189,8	12:53'35.109
5	27.818	17.492	33.420	35.117	1'53.847	185,2	12:55'28.956
6	27.783	17.547	33.689	35.318	1'54.337	179,4	12:57'23.293
7	27.644	17.172	33.451	35.343	1'53.610	<b>191,2</b>	12:59'16.903
8	27.793	17.495	33.408	35.374	1'54.070	182,4	13:01'10.973
9	27.925	17.592	33.864	35.443	1'54.824	177,0	13:03'05.797
10	<b>27.630</b>	17.427	34.026	35.084	1'54.167	184,3	13:04'59.964

Last Passing Point FL.1 at 13:05'10.961

3° 54 B. SOFUOGLU (1'53.568)							
Lap	Seg.1	Seg.2	Seg.3	Seg.4	Lap Time	km/h	Local Time
1		17.509	33.308	35.480	2'00.482	185,2	12:47'53.480
2	27.770	17.548	33.095	35.374	1'53.787	176,5	12:49'47.267
3	27.824	17.522	<b>33.055</b>	35.167	<b>1'53.568</b>	182,4	12:51'40.835
4	28.045	17.590	33.173	35.290	1'54.098	181,2	12:53'34.933
5	27.795	17.636	33.136	35.338	1'53.905	177,0	12:55'28.838
6	<b>27.720</b>	17.597	33.112	35.160	1'53.589	176,5	12:57'22.427
7	27.872	17.601	33.740	35.446	1'54.659	177,0	12:59'17.086
8	28.228	<b>17.189</b>	33.440	35.398	1'54.255	<b>188,2</b>	13:01'11.341
9	28.022	17.291	33.467	35.502	1'54.282	187,2	13:03'05.623
10	28.365	17.216	33.536	<b>35.002</b>	1'54.119	186,9	13:04'59.742

Last Passing Point FL.1 at 13:05'10.608

7° 99 A. HUERTAS (1'53.517)							
Lap	Seg.1	Seg.2	Seg.3	Seg.4	Lap Time	km/h	Local Time
1		17.614	33.475	35.760	2'00.885	177,0	12:47'53.883
2	<b>27.601</b>	17.317	33.363	35.560	1'53.841	184,9	12:49'47.724
3	27.712	17.382	33.440	<b>34.983</b>	<b>1'53.517</b>	185,9	12:51'41.241
4	27.942	17.367	33.663	35.448	1'54.420	180,9	12:53'35.661
5	27.718	17.511	<b>33.234</b>	35.096	1'53.559	184,0	12:55'29.220
6	27.729	17.298	<b>33.234</b>	35.278	1'53.539	185,6	12:57'22.759
7	27.631	17.461	33.286	35.957	1'54.335	181,5	12:59'17.094
8	28.094	<b>17.217</b>	33.389	35.268	1'53.968	<b>188,8</b>	13:01'11.062
9	28.011	17.481	33.270	35.422	1'54.184	186,2	13:03'05.246
10	27.791	17.646	34.322	35.403	1'55.162	185,9	13:05'00.408

Last Passing Point FL.1 at 13:05'11.079

4° 83 M. KAWAKAMI (1'53.556)							
Lap	Seg.1	Seg.2	Seg.3	Seg.4	Lap Time	km/h	Local Time
1		17.566	33.538	35.604	2'01.205	182,4	12:47'54.203
2	27.947	17.249	33.685	35.069	1'53.950	182,7	12:49'48.153
3	28.019	17.341	33.303	35.273	1'53.936	181,8	12:51'42.089
4	27.984	17.221	33.388	35.376	1'53.969	186,9	12:53'36.058
5	27.975	<b>17.042</b>	33.518	<b>35.034</b>	1'53.569	190,1	12:55'29.627
6	<b>27.734</b>	17.152	33.320	35.350	<b>1'53.556</b>	<b>190,5</b>	12:57'23.183
7	28.091	17.340	33.257	35.554	1'54.242	180,9	12:59'17.425
8	28.273	17.326	<b>33.169</b>	35.511	1'54.279	180,6	13:01'11.704
9	27.835	17.172	33.290	35.623	1'53.920	190,1	13:03'05.624
10	28.068	17.154	33.669	35.319	1'54.210	190,1	13:04'59.834

Last Passing Point FL.1 at 13:05'10.765

8° 61 Y. OKAYA (1'53.640)							
Lap	Seg.1	Seg.2	Seg.3	Seg.4	Lap Time	km/h	Local Time
1		17.241	33.347	35.305	2'01.065	187,2	12:47'54.063
2	28.192	17.176	<b>33.186</b>	35.111	1'53.665	190,1	12:49'47.728
3	27.892	17.380	33.378	<b>35.070</b>	1'53.720	188,2	12:51'41.448
4	28.146	<b>17.101</b>	33.587	35.315	1'54.149	<b>193,9</b>	12:53'35.597
5	27.937	17.340	33.629	35.077	1'53.983	184,9	12:55'29.580
6	<b>27.654</b>	17.214	33.607	35.165	<b>1'53.640</b>	190,8	12:57'23.220
7	27.835	17.103	33.795	35.170	1'53.903	193,2	12:59'17.123
8	27.775	17.339	33.445	35.164	1'53.723	187,5	13:01'10.846
9	27.972	17.660	33.753	35.409	1'54.794	179,1	13:03'05.640
10	28.236	17.282	33.910	35.272	1'54.700	189,5	13:05'00.340

Last Passing Point FL.1 at 13:05'11.206

5° 13 A. DIAZ CEBRIAN (1'53.141)							
Lap	Seg.1	Seg.2	Seg.3	Seg.4	Lap Time	km/h	Local Time
1		17.298	33.288	35.558	2'01.670	<b>191,2</b>	12:47'54.668
2	28.147	17.293	33.418	35.461	1'54.319	189,1	12:49'48.987
3	<b>27.516</b>	17.223	33.185	35.217	<b>1'53.141</b>	187,2	12:51'42.128
4	27.806	<b>17.131</b>	33.450	35.577	1'53.964	190,8	12:53'36.092
5	28.678	17.271	33.119	35.127	1'54.195	185,9	12:55'30.287
6	27.711	17.157	33.288	<b>35.056</b>	1'53.212	187,5	12:57'23.499
7	28.067	17.161	33.322	35.321	1'53.871	189,1	12:59'17.370
8	28.153	17.221	33.493	35.518	1'54.385	188,5	13:01'11.755

9° 41 M. GARCIA (1'53.098)							
Lap	Seg.1	Seg.2	Seg.3	Seg.4	Lap Time	km/h	Local Time
1		17.642	33.798	35.667	2'02.183	180,6	12:47'55.181
2	28.150	17.140	33.492	35.568	1'54.350	189,8	12:49'49.531
3	<b>27.698</b>	17.535	32.952	35.141	1'53.326	182,7	12:51'42.857
4	28.081	17.322	33.152	35.877	1'54.432	184,9	12:53'37.289
5	27.954	17.262	<b>32.903</b>	35.453	1'53.572	186,2	12:55'30.861
6	27.742	17.263	32.953	<b>35.140</b>	<b>1'53.098</b>	185,6	12:57'23.959
7	28.020	<b>17.083</b>	33.282	35.341	1'53.726	191,2	12:59'17.685
8	28.137	17.227	33.236	35.958	1'54.558	188,5	13:01'12.243
9	28.165	17.219	33.457	35.671	1'54.512	<b>192,2</b>	13:03'06.755
10	27.732	17.292	33.488	35.571	1'54.083	186,9	13:05'00.838

Last Passing Point FL.1 at 13:05'11.781

10° 52 O. KONIG (1'53.264)							
Lap	Seg.1	Seg.2	Seg.3	Seg.4	Lap Time	km/h	Local Time
1		17.355	<b>33.124</b>	35.358	2'02.421	190,1	12:47'55.419
2	28.016	17.187	33.214	35.164	1'53.581	190,5	12:49'49.000
3	<b>27.776</b>	17.158	33.260	35.070	<b>1'53.264</b>	191,2	12:51'42.264
4	27.993	17.177	33.570	35.250	1'53.990	194,2	12:53'36.254
5	28.071	<b>17.009</b>	33.475	<b>34.978</b>	1'53.533	193,2	12:55'29.787

25/09/2021

P = Pits In/Out - C = Lap Time Cancelled

These data/results cannot be reproduced, stored and/or transmitted in whole or in part by any manner of electronic, mechanical, photocopying, recording, broadcasting or otherwise now known or herein after developed without the previous express consent by the copyright owner, except for reproduction in daily press and regular printed publications on sale to the public within 60 days of the event related to those data/results and always provided that copyright symbol appears together as follows below.

© DORNA WSBK ORGANIZATION Srl 2021



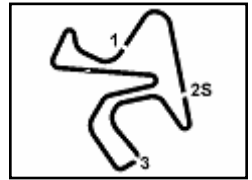
Official Fuel Supplier



FKR PERGOIA TIMING

Official Tyre Supplier





## Motul Spanish Round, 24-26 September 2021

### Chronological Analysis Race 1

Jerez 4.423 m

Start at 12:45'52.998

2 / 5

6	27.877	17.151	33.527	35.026	1'53.581	190,8	12:57'23.368	3	27.848	17.481	<b>32.994</b>	35.523	1'53.846	184,9	12:51'46.649
7	28.065	17.139	33.170	35.498	1'53.872	185,9	12:59'17.240	4	27.949	17.394	33.022	<b>35.226</b>	1'53.591	183,4	12:53'40.240
8	28.211	17.090	33.565	35.416	1'54.282	<b>194,6</b>	13:01'11.522	5	27.765	17.371	33.106	35.249	<b>1'53.491</b>	188,5	12:55'33.731
9	28.222	17.076	33.604	35.374	1'54.276	192,9	13:03'05.798	6	27.833	17.374	33.626	35.309	1'54.142	188,5	12:57'27.873
10	27.796	17.262	34.155	35.643	1'54.856	181,2	13:05'00.654	7	28.123	17.362	33.322	35.453	1'54.260	184,3	12:59'22.133

Last Passing Point FL.1 at 13:05'11.847

11° 72 V. STEEMAN (1'53.023)							
Lap	Seg.1	Seg.2	Seg.3	Seg.4	Lap Time	km/h	Local Time

1		17.272	34.387	35.415	2'02.517	186,2	12:47'55.515
2	28.013	17.181	33.666	35.298	1'54.158	191,2	12:49'49.673
3	<b>27.652</b>	17.497	33.436	35.284	1'53.869	184,0	12:51'43.542
4	27.752	17.059	33.304	35.613	1'53.728	<b>194,6</b>	12:53'37.270
5	28.045	17.241	<b>33.177</b>	35.241	1'53.704	189,5	12:55'30.974
6	27.887	<b>17.052</b>	33.184	<b>34.900</b>	<b>1'53.023</b>	189,5	12:57'23.997
7	28.101	17.173	33.314	35.266	1'53.854	189,8	12:59'17.851
8	28.193	17.166	33.340	35.276	1'53.975	190,8	13:01'11.826
9	28.174	17.167	33.511	35.330	1'54.182	190,1	13:03'06.008
10	28.205	17.103	34.099	35.404	1'54.811	192,9	13:05'00.819

Last Passing Point FL.1 at 13:05'11.999

12° 8 B. IERACI (1'53.619)							
Lap	Seg.1	Seg.2	Seg.3	Seg.4	Lap Time	km/h	Local Time

1		17.380	33.156	35.577	2'00.968	185,2	12:47'53.966
2	<b>27.735</b>	17.311	33.325	35.347	1'53.718	180,6	12:49'47.684
3	28.291	17.192	33.455	35.332	1'54.270	184,9	12:51'41.954
4	27.821	17.267	33.833	35.235	1'54.156	186,2	12:53'36.110
5	28.493	<b>17.072</b>	33.641	35.415	1'54.621	190,5	12:55'30.731
6	27.981	17.178	33.348	<b>35.112</b>	<b>1'53.619</b>	183,1	12:57'24.350
7	27.852	17.385	<b>33.138</b>	35.505	1'53.880	183,4	12:59'18.230
8	27.951	17.308	33.178	35.613	1'54.050	181,5	13:01'12.280
9	27.977	17.282	33.475	35.938	1'54.672	<b>191,2</b>	13:03'06.952
10	27.749	17.250	33.595	35.524	1'54.118	184,9	13:05'01.070

Last Passing Point FL.1 at 13:05'12.330

13° 59 A. ZANCA (1'52.912)							
Lap	Seg.1	Seg.2	Seg.3	Seg.4	Lap Time	km/h	Local Time

1		17.474	33.916	35.587	2'03.712	189,5	12:47'56.710
2	28.231	17.573	33.048	35.323	1'54.175	182,4	12:49'50.885
3	27.680	17.385	<b>32.822</b>	<b>35.025</b>	<b>1'52.912</b>	183,1	12:51'43.797
4	<b>27.667</b>	<b>16.967</b>	33.395	35.651	1'53.680	<b>193,9</b>	12:53'37.477
5	28.094	17.223	33.304	35.146	1'53.767	186,5	12:55'31.244
6	28.008	17.196	33.217	35.162	1'53.583	187,8	12:57'24.827
7	27.999	17.357	33.039	35.230	1'53.625	184,0	12:59'18.452
8	28.206	17.294	33.246	35.511	1'54.257	185,2	13:01'12.709
9	28.153	17.381	33.290	35.769	1'54.593	185,9	13:03'07.302
10	27.848	17.303	33.374	35.654	1'54.179	185,2	13:05'01.481

Last Passing Point FL.1 at 13:05'12.839

14° 17 K. MEUFFELS (1'53.781)							
Lap	Seg.1	Seg.2	Seg.3	Seg.4	Lap Time	km/h	Local Time

1		17.346	33.380	35.833	2'03.561	<b>193,2</b>	12:47'56.559
2	28.118	17.489	33.224	35.598	1'54.429	184,3	12:49'50.988
3	27.866	<b>17.301</b>	<b>33.053</b>	35.561	<b>1'53.781</b>	188,5	12:51'44.769
4	27.793	17.420	33.622	35.458	1'54.293	184,9	12:53'39.062
5	28.069	17.310	33.474	<b>35.115</b>	1'53.968	189,8	12:55'33.030
6	28.009	17.326	33.190	35.321	1'53.846	186,9	12:57'26.876
7	28.128	17.445	33.440	35.372	1'54.385	183,7	12:59'21.261
8	27.857	17.521	33.321	35.424	1'54.123	181,8	13:01'15.384
9	<b>27.761</b>	17.508	33.166	35.460	1'53.895	182,4	13:03'09.279
10	27.836	17.559	33.388	35.258	1'54.041	181,5	13:05'03.320

Last Passing Point FL.1 at 13:05'15.452

15° 19 V. RODRIGUEZ NUNEZ (1'53.491)							
Lap	Seg.1	Seg.2	Seg.3	Seg.4	Lap Time	km/h	Local Time

1		17.647	33.887	35.604	2'04.840	188,8	12:47'57.838
2	28.462	17.243	33.530	35.730	1'54.965	187,5	12:49'52.803

16° 26 M. GENNAI (1'53.792)							
Lap	Seg.1	Seg.2	Seg.3	Seg.4	Lap Time	km/h	Local Time

1		17.440	33.577	35.837	2'04.462	<b>184,0</b>	12:47'57.460
2	28.266	<b>17.149</b>	33.601	35.973	1'54.989	<b>189,8</b>	12:49'52.449
3	27.729	17.291	33.184	35.676	1'53.880	184,6	12:51'46.329
4	27.748	17.477	33.266	35.373	1'53.864	178,2	12:53'40.193
5	<b>27.689</b>	17.361	33.413	35.361	1'53.824	186,5	12:55'34.017
6	27.824	17.173	33.362	35.433	<b>1'53.792</b>	189,5	12:57'27.809
7	28.581	17.588	<b>33.090</b>	<b>35.223</b>	1'54.482	179,1	12:59'22.291
8	28.016	17.289	33.327	35.334	1'53.966	189,5	13:01'16.257
9	27.917	17.442	33.322	35.350	1'54.031	182,4	13:03'10.288
10	28.092	17.288	33.426	35.475	1'54.281	187,5	13:05'04.569

Last Passing Point FL.1 at 13:05'16.102

17° 98 A. MILLAN GOMEZ (1'53.591)							
Lap	Seg.1	Seg.2	Seg.3	Seg.4	Lap Time	km/h	Local Time

1		17.873	34.027	35.834	2'04.913	184,6	12:47'57.911
2	28.471	17.392	33.466	35.713	1'55.042	189,5	12:49'52.953
3	27.984	<b>17.268</b>	33.338	35.249	1'53.839	<b>191,2</b>	12:51'46.792
4	27.938	17.298	<b>33.169</b>	35.186	<b>1'53.591</b>	188,8	12:53'40.383
5	<b>27.838</b>	17.291	33.277	35.202	1'53.608	188,8	12:55'33.991
6	27.970	17.349	33.353	35.523	1'54.195	187,8	12:57'28.186
7	28.308	17.490	33.328	<b>35.181</b>	1'54.307	186,2	12:59'22.493
8	27.939	17.316	33.287	35.298	1'53.840	189,5	13:01'16.333
9	28.215	17.369	33.339	35.600	1'54.523	188,2	13:03'10.856
10	27.874	17.280	33.340	35.623	1'54.117	187,8	13:05'04.973

Last Passing Point FL.1 at 13:05'16.953

18° 20 D. LOUREIRO (1'53.551)							
Lap	Seg.1	Seg.2	Seg.3	Seg.4	Lap Time	km/h	Local Time

1		17.433	33.722	35.973	2'03.577	187,2	12:47'56.575
2	28.322	17.690	33.631	<b>35.226</b>	1'54.869	180,6	12:49'51.444
3	27.924	17.423	<b>32.873</b>	35.331	<b>1'53.551</b>	185,2	12:51'44.995
4	28.110	17.392	33.338	35.372	1'54.212	187,2	12:53'39.207
5	<b>27.860</b>	17.401	33.246	35.306	1'53.813	185,9	12:55'33.020
6	28.257	17.436	33.420	35.358	1'54.471	185,6	12:57'27.491
7	27.864	17.435	33.403	35.429	1'54.131	181,8	12:59'21.622
8	28.250	17.409	33.108	35.287	1'54.054	186,5	13:01'15.676
9	28.167	<b>17.289</b>	33.461	35.570	1'54.487	<b>188,8</b>	13:03'10.163
10	28.026	17.418	33.256	35.260	1'53.960	184,9	13:05'04.123

Last Passing Point FL.1 at 13:05'18.094

19° 94 F. LLAMBIAS (1'53.723)							
Lap	Seg.1	Seg.2	Seg.3	Seg.4	Lap Time	km/h	Local Time

1		17.500	33.754	35.711	2'03.969	<b>190,5</b>	12:47'56.967
2	28.250	17.472	33.348	35.497	1'54.567	183,7	12:49'51.534
3	27.889	<b>17.337</b>	33.072	35.425	<b>1'53.723</b>	184,3	12:51'45.257
4	28.096	17.681	<b>32.935</b>	35.477	1'54.189	183,1	12:53'39.446
5	27.760	17.433	33.451	<b>35.108</b>	1'53.752	185,9	12:55'33.198
6	28.117	17.395	33.257	35.444	1'54.213	183,4	12:57'27.411
7	27.981	17.411	33.690	35.319	1'54.401	180,6	12:59'21.812
8	28.104	17.368	33.236	35.325	1'54.033	185,6	13:01'15.845
9	28.217	17.552	33.088	35.382	1'54.239	183,1	13:03'10.084
10	<b>27.729</b>	17.433	33.410	35.551	1'54.123	183,7	13:05'04.207

Last Passing Point FL.1 at 13:05'18.650

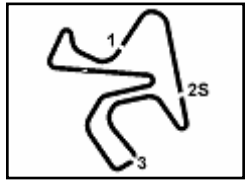
25/09/2021 P = Pits In/Out - C = Lap Time Cancelled

These data/results cannot be reproduced, stored and/or transmitted in whole or in part by any manner of electronic, mechanical, photocopying, recording, broadcasting or otherwise now known or herein after developed without the previous express consent by the copyright owner, except for reproduction in daily press and regular printed publications on sale to the public within 60 days of the event related to those data/results and always provided that copyright symbol appears together as follows below.

© DORNA WSBK ORGANIZATION Srl 2021







## Motul Spanish Round, 24-26 September 2021

### Chronological Analysis Race 1

Jerez 4.423 m

Start at 12:45'52.998

3 / 5

20° 11 A. CARRASCO (1'53.379)							
Lap	Seg.1	Seg.2	Seg.3	Seg.4	Lap Time	km/h	Local Time
1		17.401	33.688	35.828	2'03.814	<b>192.9</b>	12:47'56.812
2	28.352	17.457	34.360	35.813	1'55.982	185,9	12:49'52.794
3	28.002	17.372	33.173	35.245	1'53.792	189,5	12:51'46.586
4	<b>27.621</b>	17.335	33.142	35.281	<b>1'53.379</b>	189,1	12:53'39.965
5	27.855	17.331	<b>33.133</b>	35.383	1'53.702	188,8	12:55'33.667
6	27.784	17.399	33.433	35.255	1'53.871	191,5	12:57'27.538
7	28.387	17.377	33.522	35.277	1'54.563	187,2	12:59'22.101
8	28.033	<b>17.225</b>	33.477	<b>35.227</b>	1'53.962	191,8	13:01'16.063
9	28.288	17.311	33.191	35.468	1'54.258	191,2	13:03'10.321
10	27.972	17.320	33.397	35.639	1'54.328	190,1	13:05'04.649

Last Passing Point FL at 13:05'04.649

25° 93 M. GAGGI (1'54.059)							
Lap	Seg.1	Seg.2	Seg.3	Seg.4	Lap Time	km/h	Local Time
1		17.683	33.736	35.621	2'04.958	188,8	12:47'57.956
2	28.563	17.296	33.661	35.767	1'55.287	<b>189,5</b>	12:49'53.243
3	<b>27.856</b>	<b>17.277</b>	<b>33.532</b>	<b>35.394</b>	<b>1'54.059</b>	187,8	12:51'47.302
4	27.907	17.484	<b>33.258</b>	35.474	1'54.123	186,9	12:53'41.425
5	28.161	17.487	33.438	35.844	1'54.930	184,9	12:55'36.355
6	27.924	17.757	33.464	35.814	1'54.959	180,6	12:57'31.314
7	28.059	17.774	34.021	35.930	1'55.784	182,4	12:59'27.098
8	28.047	17.664	33.428	35.763	1'54.902	182,1	13:01'22.000
9	27.987	17.757	33.553	36.286	1'55.583	177,6	13:03'17.583
10	28.598	17.458	33.806	35.558	1'55.420	187,8	13:05'13.003

Last Passing Point FL at 13:05'13.003

21° 7 J. GIMBERT (1'53.610)							
Lap	Seg.1	Seg.2	Seg.3	Seg.4	Lap Time	km/h	Local Time
1		17.668	33.763	35.642	2'04.502	185,6	12:47'57.500
2	28.381	17.332	33.597	35.853	1'55.163	189,1	12:49'52.663
3	27.865	17.598	33.606	35.390	1'54.459	183,4	12:51'47.122
4	27.958	17.481	33.050	35.357	1'53.846	185,6	12:53'40.968
5	27.760	17.509	33.075	35.594	1'53.938	184,3	12:55'34.906
6	27.871	17.668	33.175	35.593	1'54.307	182,4	12:57'29.213
7	27.817	17.523	<b>32.987</b>	<b>35.283</b>	<b>1'53.610</b>	183,1	12:59'22.823
8	<b>27.694</b>	17.536	33.132	35.412	1'53.774	184,0	13:01'16.597
9	28.098	17.350	33.123	35.486	1'54.057	<b>190,5</b>	13:03'10.654
10	27.974	<b>17.250</b>	33.336	35.652	1'54.212	187,5	13:05'04.866

Last Passing Point FL at 13:05'04.866

26° 15 A. COPPOLA (1'54.652)							
Lap	Seg.1	Seg.2	Seg.3	Seg.4	Lap Time	km/h	Local Time
1		17.621	33.644	36.184	2'03.495	<b>182,7</b>	12:47'56.493
2	28.290	17.991	33.820	35.461	1'55.562	178,2	12:49'52.055
3	<b>27.915</b>	<b>17.563</b>	<b>33.254</b>	35.920	<b>1'54.652</b>	178,8	12:51'46.707
4	28.248	17.769	33.381	<b>35.338</b>	1'54.736	180,9	12:53'41.443
5	27.982	17.722	33.638	35.673	1'55.015	175,3	12:55'36.458
6	27.932	17.863	33.381	35.706	1'54.882	174,8	12:57'31.340
7	28.232	17.731	33.553	35.560	1'55.076	181,8	12:59'26.416
8	28.320	17.816	33.545	35.762	1'55.443	172,5	13:01'21.859
9	28.036	17.860	33.814	36.039	1'55.749	179,7	13:03'17.608
10	28.115	17.803	34.050	35.631	1'55.599	174,8	13:05'13.207

Last Passing Point FL at 13:05'13.207

22° 35 Y. SAIZ MARQUEZ (1'54.435)							
Lap	Seg.1	Seg.2	Seg.3	Seg.4	Lap Time	km/h	Local Time
1		17.762	34.094	35.642	2'05.573	185,6	12:47'58.571
2	28.325	<b>17.417</b>	33.528	35.689	1'54.959	<b>187,5</b>	12:49'53.530
3	28.416	17.599	33.301	35.677	1'54.993	184,3	12:51'48.523
4	<b>27.910</b>	17.676	33.259	35.885	1'54.730	182,7	12:53'43.253
5	27.949	17.538	33.283	35.665	<b>1'54.435</b>	183,1	12:55'37.688
6	28.039	17.803	<b>33.166</b>	<b>35.446</b>	1'54.454	181,2	12:57'32.142
7	27.987	17.614	33.579	35.781	1'54.961	184,0	12:59'27.103
8	27.926	17.874	33.715	35.626	1'55.141	<b>187,5</b>	13:01'22.244
9	28.112	17.652	33.739	35.780	1'55.283	184,0	13:03'17.527
10	28.129	17.816	33.336	35.829	1'55.110	178,5	13:05'12.637

Last Passing Point FL at 13:05'12.637

27° 23 S. MARKARIAN (1'55.566)							
Lap	Seg.1	Seg.2	Seg.3	Seg.4	Lap Time	km/h	Local Time
1		17.686	33.697	<b>35.682</b>	2'04.667	187,5	12:47'57.665
2	28.465	<b>17.303</b>	33.963	35.966	1'55.697	<b>187,8</b>	12:49'53.362
3	28.505	17.761	33.741	35.738	1'55.745	179,7	12:51'49.107
4	28.396	17.679	33.820	36.013	1'55.908	180,9	12:53'45.015
5	28.341	17.877	33.601	35.937	1'55.756	177,9	12:55'40.771
6	28.318	17.825	<b>33.543</b>	36.261	1'55.947	178,2	12:57'36.718
7	28.209	17.896	33.596	35.865	<b>1'55.566</b>	177,0	12:59'32.284
8	28.237	17.957	33.677	36.127	1'55.998	176,5	13:01'28.282
9	28.210	17.819	33.813	36.143	1'55.985	176,8	13:03'24.267
10	<b>28.131</b>	17.886	33.648	35.911	1'55.576	177,0	13:05'19.843

Last Passing Point FL at 13:05'19.843

23° 53 P. SVOBODA (1'53.980)							
Lap	Seg.1	Seg.2	Seg.3	Seg.4	Lap Time	km/h	Local Time
1		17.592	33.764	35.650	2'05.253	186,5	12:47'58.251
2	28.517	<b>17.235</b>	33.651	35.877	1'55.280	<b>188,5</b>	12:49'53.531
3	27.996	17.438	33.397	35.641	1'54.472	183,4	12:51'48.003
4	<b>27.809</b>	17.518	<b>33.269</b>	35.384	<b>1'53.980</b>	184,3	12:53'41.983
5	27.855	17.315	33.520	35.718	1'54.408	186,2	12:55'36.391
6	28.149	17.670	33.794	35.421	1'55.034	181,5	12:57'31.425
7	28.033	17.709	33.895	<b>35.383</b>	1'55.020	175,9	12:59'26.445
8	28.242	17.846	33.896	35.791	1'55.775	176,2	13:01'22.220
9	27.842	17.742	33.655	36.126	1'55.365	184,0	13:03'17.585
10	28.251	17.730	33.394	35.713	1'55.088	181,5	13:05'12.673

Last Passing Point FL at 13:05'12.673

28° 56 J. KOCOUREK (1'56.819)							
Lap	Seg.1	Seg.2	Seg.3	Seg.4	Lap Time	km/h	Local Time
1		17.937	34.321	36.672	2'07.666	<b>183,4</b>	12:48'00.664
2	28.407	<b>17.769</b>	34.304	36.756	1'57.236	181,8	12:49'57.900
3	28.727	17.891	34.234	<b>36.164</b>	1'57.016	182,1	12:51'54.916
4	28.461	<b>17.769</b>	34.347	36.242	<b>1'56.819</b>	181,5	12:53'51.735
5	28.288	17.936	34.663	36.674	1'57.561	180,3	12:55'49.296
6	28.414	18.031	33.965	36.605	1'57.015	175,0	12:57'46.311
7	28.704	18.078	34.029	36.871	1'57.682	181,5	12:59'43.993
8	28.382	17.986	35.003	36.546	1'57.917	173,9	13:01'41.910
9	<b>28.281</b>	17.856	34.595	36.221	1'56.953	181,5	13:03'38.863

Last Passing Point I3 at 13:04'59.500

24° 97 F. PALAZZI (1'54.456)							
Lap	Seg.1	Seg.2	Seg.3	Seg.4	Lap Time	km/h	Local Time
1		17.621	34.179	35.783	2'05.535	185,9	12:47'58.533
2	28.483	<b>17.440</b>	33.637	35.658	1'55.218	<b>186,9</b>	12:49'53.751
3	28.374	17.548	<b>33.442</b>	35.562	1'54.926	184,3	12:51'48.677
4	27.958	17.508	33.496	35.494	<b>1'54.456</b>	184,9	12:53'43.133
5	27.968	17.640	33.550	35.572	1'54.730	177,9	12:55'37.863
6	27.948	17.769	33.456	<b>35.371</b>	1'54.544	181,8	12:57'32.407
7	<b>27.824</b>	17.554	33.700	35.809	1'54.887	183,1	12:59'27.294
8	27.949	17.609	34.062	35.841	1'55.461	183,4	13:01'22.755

29° 55 A. FRAPPOLA (1'56.579)							
Lap	Seg.1	Seg.2	Seg.3	Seg.4	Lap Time	km/h	Local Time
1		17.904	34.450	36.859	2'08.009	<b>184,0</b>	12:48'01.007
2	<b>28.238</b>	<b>17.626</b>	34.381	36.404	1'56.649	182,1	12:49'57.656
3	28.516	18.011	<b>33.999</b>	<b>36.184</b>	1'56.710	177,3	12:51'54.366
4	28.467	18.013	34.064	36.199	1'56.743	177,9	12:53'51.109
5	28.734	18.046	35.019	36.731	1'58.530	175,3	12:55'49.639
6	28.376	17.821	34.016	36.366	<b>1'56.579</b>	180,0	12:57'46.218

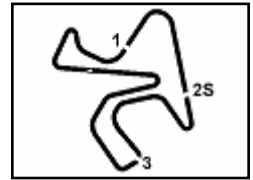
25/09/2021

P = Pits In/Out - C = Lap Time Cancelled

These data/results cannot be reproduced, stored and/or transmitted in whole or in part by any manner of electronic, mechanical, photocopying, recording, broadcasting or otherwise now known or herein after developed without the previous express consent by the copyright owner, except for reproduction in daily press and regular printed publications on sale to the public within 60 days of the event related to those data/results and always provided that copyright symbol appears together as follows below.

© DORNA WSBK ORGANIZATION Srl 2021





## Motul Spanish Round, 24-26 September 2021 Chronological Analysis Race 1

Jerez 4.423 m

Start at 12:45'52.998

4 / 5

7	28.678	18.126	34.215	36.687	1'57.706	174,8	12:59'43.924	9	27.983	17.453	33.441	35.309	1'54.186	186,2	13:03'09.560
8	28.555	17.855	34.308	36.398	1'57.116	176,8	13:01'41.040	10	28.012	<b>17.265</b>	33.502	35.286	1'54.065	188,8	13:05'03.625
9	28.673	18.081	34.340	36.438	1'57.532	175,0	13:03'38.572	Last Passing Point FL.1 at 13:05'15.987							

Last Passing Point I3 at 13:04'59.720

30° 22 J. ROMERO (1'56.473)							
Lap	Seg.1	Seg.2	Seg.3	Seg.4	Lap Time	km/h	Local Time
1		17.711	34.352	36.513	2'06.982	<b>186,2</b>	12:47'59.980
2	28.470	18.038	34.336	36.895	1'57.739	176,2	12:49'57.719
3	28.627	17.897	34.159	36.311	1'56.994	178,8	12:51'54.713
4	<b>28.460</b>	<b>17.695</b>	34.241	<b>36.077</b>	<b>1'56.473</b>	177,6	12:53'51.186
5	28.593	18.080	34.932	36.932	1'58.537	173,9	12:55'49.723
6	28.490	17.786	<b>34.095</b>	36.395	1'56.766	180,3	12:57'46.489
7	28.740	18.026	34.225	36.594	1'57.585	180,0	12:59'44.074
8	28.626	17.700	34.478	36.424	1'57.228	181,2	13:01'41.302
9	28.539	18.002	34.535	36.535	1'57.611	175,9	13:03'38.913

Last Passing Point I3 at 13:05'00.062

31° 28 Y. RUIZ (1'53.224)							
Lap	Seg.1	Seg.2	Seg.3	Seg.4	Lap Time	km/h	Local Time
1		17.364	33.711	35.582	2'02.752	185,9	12:47'55.750
2	27.858	17.139	33.370	35.554	1'53.921	188,2	12:49'49.671
3	27.886	17.394	<b>32.999</b>	34.945	<b>1'53.224</b>	188,8	12:51'42.895
4	<b>27.532</b>	17.241	33.412	35.334	1'53.519	<b>186,2</b>	12:53'36.414
5	27.801	<b>16.944</b>	33.665	<b>34.910</b>	1'53.320	<b>191,8</b>	12:55'29.734
6	28.033	17.137	33.364	35.162	1'53.696	189,1	12:57'23.430
7	28.198	17.208	33.374	35.198	1'53.978	187,5	12:59'17.408
8	28.456	17.257	33.514	35.392	1'54.619	188,5	13:01'12.027
9	28.070	17.398	33.712	1'05.758	2'24.938	188,8	13:03'36.965

Last Passing Point I3 at 13:05'00.933

32° 70 M. DUARTE (1'58.051)							
Lap	Seg.1	Seg.2	Seg.3	Seg.4	Lap Time	km/h	Local Time
1		18.146	34.810	36.563	2'08.636	<b>181,5</b>	12:48'01.634
2	<b>28.727</b>	18.103	34.754	<b>36.467</b>	<b>1'58.051</b>	178,5	12:49'59.685
3	28.904	<b>18.082</b>	<b>34.565</b>	36.662	1'58.213	178,2	12:51'57.898
4	29.039	18.278	34.823	36.679	1'58.819	175,9	12:53'56.717
5	29.000	18.387	34.834	36.863	1'59.084	173,6	12:55'55.802
6	29.000	18.421	35.461	36.789	1'59.671	173,4	12:57'55.471
7	29.143	18.376	35.122	36.620	1'59.261	177,9	12:59'54.733
8	29.117	18.304	34.875	36.738	1'59.034	177,0	13:01'53.767
9	29.089	18.168	34.782	36.775	1'58.814	177,9	13:03'52.581

Last Passing Point I3 at 13:05'14.692

33° 18 I. OFFER (1'57.951)							
Lap	Seg.1	Seg.2	Seg.3	Seg.4	Lap Time	km/h	Local Time
1		<b>17.861</b>	34.983	<b>36.581</b>	2'08.413	<b>182,7</b>	12:48'01.411
2	<b>28.560</b>	18.176	<b>34.498</b>	36.717	<b>1'57.951</b>	174,8	12:49'59.362
3	28.726	18.154	34.745	36.827	1'58.452	174,2	12:51'57.814
4	29.296	18.273	34.964	36.858	1'59.391	174,5	12:53'57.205
5	29.086	18.213	34.726	36.913	1'58.938	173,9	12:55'56.143
6	28.893	18.242	35.038	36.895	1'59.068	172,2	12:57'55.211
7	29.148	18.436	34.821	36.775	1'59.180	170,3	12:59'54.391
8	29.139	18.386	34.774	36.908	1'59.207	172,0	13:01'53.598
9	29.013	18.325	34.612	36.828	1'58.778	171,2	13:03'52.376

Last Passing Point I3 at 13:05'14.899

RET 88 D. MOGEDA (1'53.632)							
Lap	Seg.1	Seg.2	Seg.3	Seg.4	Lap Time	km/h	Local Time
1		17.516	34.248	35.495	2'03.907	<b>189,5</b>	12:47'56.905
2	28.101	17.537	33.130	<b>35.279</b>	1'54.047	186,5	12:49'50.952
3	28.039	17.389	<b>33.069</b>	35.558	1'54.055	187,5	12:51'45.007
4	<b>27.811</b>	17.281	33.134	35.406	<b>1'53.632</b>	186,5	12:53'38.639
5	27.935	17.356	33.389	35.368	1'54.048	186,2	12:55'32.687
6	28.104	17.460	33.164	35.415	1'54.143	187,5	12:57'26.830
7	27.890	17.697	33.610	35.321	1'54.518	180,0	12:59'21.348
8	27.909	17.362	33.222	35.533	1'54.026	186,2	13:01'15.374

RET 43 H. KHOURI (1'53.501)							
Lap	Seg.1	Seg.2	Seg.3	Seg.4	Lap Time	km/h	Local Time
1		17.967	33.435	35.930	2'04.440	184,0	12:47'57.438
2	28.119	<b>17.296</b>	33.016	35.471	1'53.902	<b>191,2</b>	12:49'51.340
3	<b>27.795</b>	17.342	<b>32.883</b>	35.481	<b>1'53.501</b>	189,1	12:51'44.841
4	27.847	17.416	33.024	35.484	1'53.771	185,2	12:53'38.612
5	27.894	17.458	33.499	35.450	1'54.301	182,4	12:55'32.913
6	28.011	17.394	32.955	35.547	1'53.907	190,1	12:57'26.820
7	27.997	17.671	33.269	35.521	1'54.458	179,7	12:59'21.278
8	28.092	17.339	33.002	35.720	1'54.153	188,8	13:01'15.431
9	28.071	17.364	33.153	35.473	1'54.061	185,9	13:03'09.492
10	27.857	17.423	33.430	<b>35.374</b>	1'54.084	185,2	13:05'03.576

Last Passing Point FL.1 at 13:05'18.839

RET 25 D. BERTA VINALES (1'53.240)							
Lap	Seg.1	Seg.2	Seg.3	Seg.4	Lap Time	km/h	Local Time
1		17.164	33.553	35.373	2'01.772	190,8	12:47'54.770
2	28.184	17.204	33.510	35.996	1'54.894	187,8	12:49'49.664
3	27.854	17.328	33.247	<b>34.914</b>	1'53.343	189,8	12:51'43.007
4	28.047	17.162	32.995	35.544	1'53.748	187,2	12:53'36.755
5	28.197	17.202	<b>32.883</b>	34.958	<b>1'53.240</b>	190,1	12:55'29.995
6	28.194	17.258	33.173	34.916	1'53.541	187,8	12:57'23.536
7	28.272	17.152	33.366	35.404	1'54.194	191,2	12:59'17.730
8	29.034	17.185	32.953	35.396	1'54.568	190,5	13:01'12.298
9	28.266	<b>17.083</b>	33.584	35.474	1'54.407	<b>193,9</b>	13:03'06.705
10	<b>27.644</b>	17.159	33.824	35.752	1'54.379	191,5	13:05'01.084

Last Passing Point FL at 13:05'01.084

RET 2 A. CARRION (1'53.520)							
Lap	Seg.1	Seg.2	Seg.3	Seg.4	Lap Time	km/h	Local Time
1		17.346	33.781	35.814	2'04.183	<b>192,5</b>	12:47'57.181
2	28.172	17.421	33.575	<b>35.331</b>	1'54.499	189,5	12:49'51.680
3	27.924	<b>17.242</b>	33.226	35.382	1'53.774	188,2	12:51'45.454
4	<b>27.732</b>	17.252	<b>33.054</b>	35.482	<b>1'53.520</b>	184,6	12:53'38.974
5	27.740	17.317	33.134	35.532	1'53.723	187,2	12:55'32.697
6	27.841	17.710	33.463	35.734	1'54.748	179,1	12:57'27.445
7	28.155	17.307	33.405	35.354	1'54.221	185,2	12:59'21.666
8	27.826	17.395	33.225	35.482	1'53.928	187,5	13:01'15.594
9	28.026	17.317	33.206	35.507	1'54.056	189,1	13:03'09.650
10	27.800	17.354	33.685	35.349	1'54.188	183,7	13:05'03.838

Last Passing Point FL at 13:05'03.838

RET 77 R. BIJMAN (1'53.444)							
Lap	Seg.1	Seg.2	Seg.3	Seg.4	Lap Time	km/h	Local Time
1		17.413	33.592	35.441	2'02.928	186,9	12:47'55.926
2	27.795	<b>17.040</b>	33.753	35.322	1'53.910	<b>192,5</b>	12:49'49.836
3	27.904	17.272	33.391	<b>34.969</b>	1'53.536	187,8	12:51'43.372
4	<b>27.763</b>	17.124	<b>33.101</b>	36.151	1'54.139	191,2	12:53'37.511
5	27.957	17.332	33.126	35.029	<b>1'53.444</b>	183,1	12:55'30.955
6	28.023	17.239	33.193	35.003	1'53.458	186,5	12:57'24.413

Last Passing Point I1 at 12:58'35.225

RET 80 G. MASTROLUCA (1'53.233)							
Lap	Seg.1	Seg.2	Seg.3	Seg.4	Lap Time	km/h	Local Time
1		17.413	33.565	35.302	2'02.281	186,5	12:47'55.279
2	27.874	17.264	33.295	35.232	1'53.665	187,5	12:49'48.944
3	<b>27.749</b>	17.210	<b>33.162</b>	35.112	<b>1'53.233</b>	187,2	12:51'42.177
4	27.985	17.189	33.447	35.250	1'53.871	189,1	12:53'36.048
5	27.863	<b>17.138</b>	33.647	<b>34.914</b>	1'53.562	<b>189,5</b>	12:55'29.610

Last Passing Point I2.1 at 12:56'27.469

RET 85 K. SABATUCCI (1'53.216)							
Lap	Seg.1	Seg.2	Seg.3	Seg.4	Lap Time	km/h	Local Time
1		17.399	33.168	35.506	2'01.031	187,5	12:47'54.029

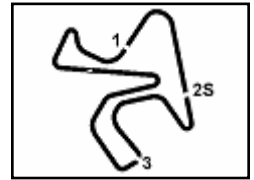
25/09/2021 P = Pits In/Out - C = Lap Time Cancelled

These data/results cannot be reproduced, stored and/or transmitted in whole or in part by any manner of electronic, mechanical, photocopying, recording, broadcasting or otherwise now known or herein after developed without the previous express consent by the copyright owner, except for reproduction in daily press and regular printed publications on sale to the public within 60 days of the event related to those data/results and always provided that copyright symbol appears together as follows below.

© DORNA WSBK ORGANIZATION Srl 2021







Jerez 4.423 m

5 / 5

## Motul Spanish Round, 24-26 September 2021

### Chronological Analysis Race 1

Start at 12:45'52.998

2	28.495	17.408	<b>32.899</b>	35.159	1'53.961	181,8	12:49'47.990
3	<b>27.795</b>	17.272	33.075	<b>35.074</b>	<b>1'53.216</b>	185,9	12:51'41.206
4	27.844	17.486	33.866	35.350	1'54.546	181,5	12:53'35.752

Last Passing Point I3.1 at 12:56'05.560

73 J. PEREZ GONZALEZ (1'53.236)							
RET	Lap	Seg.1	Seg.2	Seg.3	Seg.4	Lap Time	Local Time
	1		17.418	33.576	35.312	2'01.561	12:47'54.559
	2	28.160	17.293	33.237	35.322	1'54.012	12:49'48.571
	3	<b>27.693</b>	17.253	<b>33.208</b>	<b>35.082</b>	<b>1'53.236</b>	12:51'41.807
	4	27.861	<b>17.016</b>	33.989	35.353	1'54.219	<b>192,2</b> 12:53'36.026

Last Passing Point I2.1 at 12:54'33.596

87 T. KAWAKAMI (1'53.624)							
RET	Lap	Seg.1	Seg.2	Seg.3	Seg.4	Lap Time	Local Time
	1		17.187	33.734	35.213	2'01.907	12:47'54.905
	2	28.105	17.234	<b>33.147</b>	<b>35.138</b>	<b>1'53.624</b>	12:49'48.529
	3	27.898	17.313	33.229	35.660	1'54.100	12:51'42.629
	4	<b>27.721</b>	17.187	33.430	35.599	1'53.937	188,8 12:53'36.566

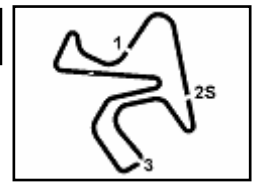
Last Passing Point I2 at 12:54'21.647

25/09/2021 P = Pits In/Out - C = Lap Time Cancelled

These data/results cannot be reproduced, stored and/or transmitted in whole or in part by any manner of electronic, mechanical, photocopying, recording, broadcasting or otherwise now known or herein after developed without the previous express consent by the copyright owner, except for reproduction in daily press and regular printed publications on sale to the public within 60 days of the event related to those data/results and always provided that copyright symbol appears together as follows below.

© DORNA WSBK ORGANIZATION Srl 2021





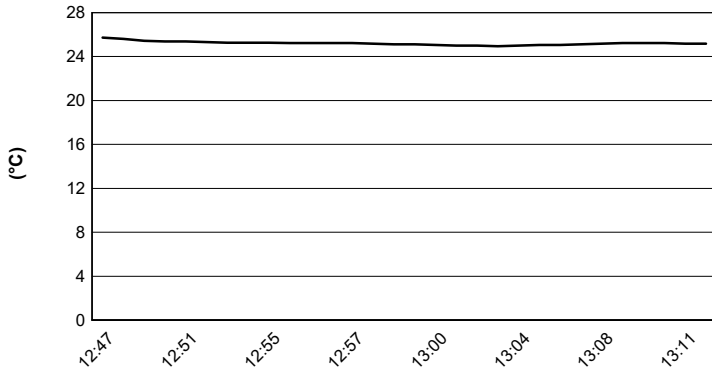
Jerez 4.423 m

## Motul Spanish Round, 24-26 September 2021

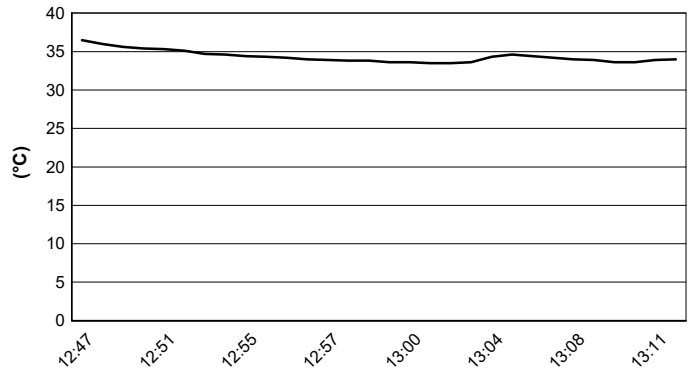
### Weather Report Race 1

Session started 12:46 - Session ended 13:12

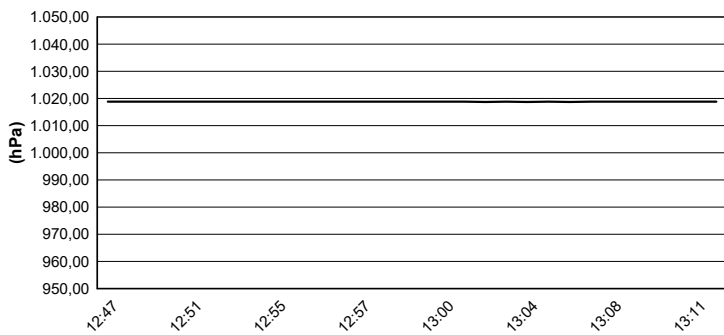
#### Air Temperature



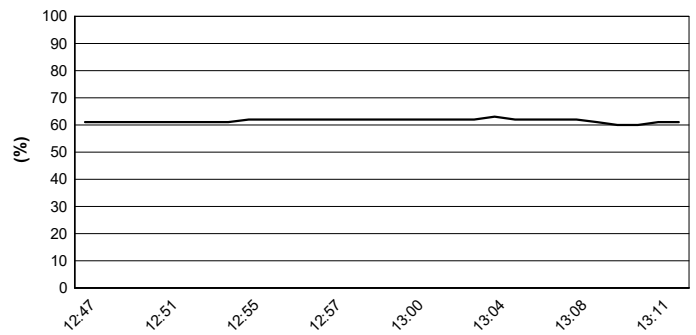
#### Track Temperature



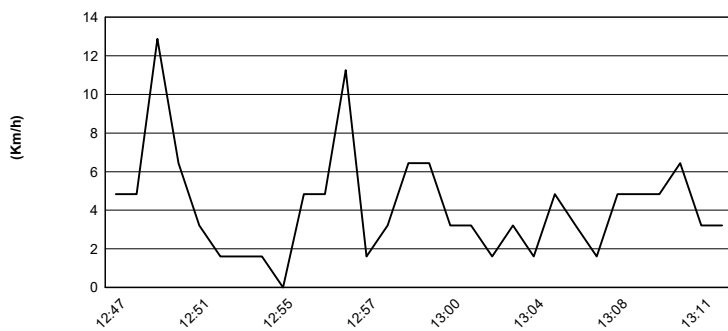
#### Air Pressure



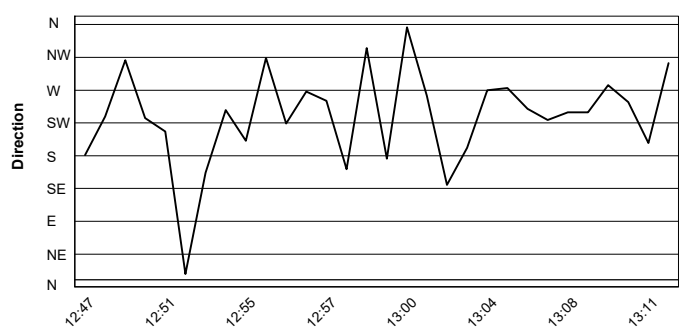
#### Humidity



#### Wind Speed



#### Wind Direction



25/09/2021

These data/results cannot be reproduced, stored and/or transmitted in whole or in part by any manner of electronic, mechanical, photocopying, recording, broadcasting or otherwise now known or herein after developed without the previous express consent by the copyright owner, except for reproduction in daily press and regular printed publications on sale to the public within 60 days of the event related to those data/results and always provided that copyright symbol appears together as follows below.

© DORNA WSBK ORGANIZATION Srl 2021



Official Fuel Supplier

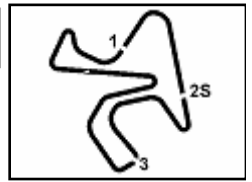


FICR PERUGIA TIMING

Official Tyre Supplier



Official Timekeeper



**Motul Spanish Round, 24-26 September 2021**  
**Manufacturers Standings**

Jerez 4.423 m

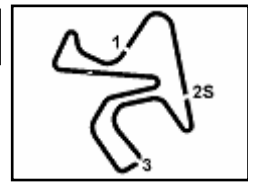
Points	Points From First	Points From Previous	May 23		June 13		July 25		August 8		September 5		September 19		September 26		October 3	
			ARAGON	MISANO	ASSEN	MOST	MAGNY-COURS	BARCELONA	JEREZ	PORTIMAO								
<b>1 KAWASAKI</b>	<b>311</b>		25 1	25 1	25 1	25 1	25 1	25 1	25 1	25 1	25 1	16 1	25 1					
<b>2 YAMAHA</b>	<b>187</b>	124	13 2	20 2	11 2	9 2	11 2	9 2	9 2	13 2	20 2	25 2	16 2					
<b>3 KTM</b>	<b>79</b>	232 108		2 3	7 3	8 3	8 3	25 3	13 3	8 3	3 3	5 3						

25/09/2021 First Line: Championship Standings - Second Line: Ranking Progression

These data/results cannot be reproduced, stored and/or transmitted in whole or in part by any manner of electronic, mechanical, photocopying, recording, broadcasting or otherwise now known or herein after developed without the previous express consent by the copyright owner, except for reproduction in daily press and regular printed publications on sale to the public within 60 days of the event related to those data/results and always provided that copyright symbol appears together as follows below.

© DORNA WSBK ORGANIZATION Srl 2021





Jerez 4.423 m

## Motul Spanish Round, 24-26 September 2021

### Pirelli Best Lap Award

Points	Points From First	Points From Previous	May 23	June 13	July 25	August 8	September 5	September 19	September 26	October 3								
			ARAGON	MISANO	ASSEN	MOST	MAGNY-COURS	BARCELONA	JEREZ	PORTIMAO								
<b>1 BOOTH-AMOS</b> Tom (GBR)	2					1	1											
<b>2 KAWAKAMI</b> Meikon (BRA)	2 0		1		1													
<b>3 CARRASCO</b> Ana (ESP)	2 0 0		1	1														
<b>4 ZANCA</b> Alessandro (ITA)	1 1 1								1									
<b>5 DIAZ CEBRIAN</b> Alvaro (ESP)	1 1 0								1									
<b>6 BERTA VINALES</b> Dean (ESP)	1 1 0								1									
<b>7 BUIS</b> Jeffrey (NED)	1 1 0							1										
<b>8 HUERTAS</b> Adrian (ESP)	1 1 0					1												
<b>9 MEUFFELS</b> Koen (NED)	1 1 0				1													
<b>10 ORRADRE</b> Unai (ESP)	1 1 0			1														

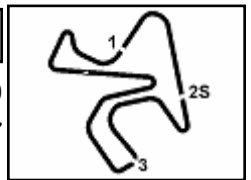
25/09/2021

First Line: Championship Standings - Second Line: Ranking Progression

These data/results cannot be reproduced, stored and/or transmitted in whole or in part by any manner of electronic, mechanical, photocopying, recording, broadcasting or otherwise now known or herein after developed without the previous express consent by the copyright owner, except for reproduction in daily press and regular printed publications on sale to the public within 60 days of the event related to those data/results and always provided that copyright symbol appears together as follows below.

© DORNA WSBK ORGANIZATION Srl 2021





## Motul Spanish Round, 24-26 September 2021

### Best Laps & Speed

No.	Rider Bike	Nat	Best Lap		FP1		FP2		SP		RC1	
			LL	SPD	LL	SPD	LL	SPD	LL	SPD	LL	SPD
1	<b>99 A. HUERTAS</b> Kawasaki Ninja 400	ESP	<b>1'52.289</b> 41 189,8		1'53.836 13 182,7		1'54.101 8 186,2		<b>1'52.289</b> 10 <b>189,8</b>		1'53.517 10 188,8	
2	<b>54 B. SOFUOGLU</b> Yamaha YZF-R3	TUR	<b>1'52.498</b> 42 188,1		1'52.629 6 179,7		1'53.362 16 185,2		<b>1'52.498</b> 10 <b>188,1</b>		1'53.568 10 <b>188,1</b>	
3	<b>83 M. KAWAKAMI</b> Yamaha YZF-R3	BRA	<b>1'52.629</b> 45 190,4		1'53.891 14 183,0		1'54.255 12 188,8		<b>1'52.629</b> 9 187,1		1'53.556 10 <b>190,4</b>	
4	<b>58 I. IGLESIAS</b> Kawasaki Ninja 400	ESP	<b>1'52.783</b> 45 192,8		1'53.862 13 185,2		1'53.726 12 187,8		<b>1'52.783</b> 10 <b>192,8</b>		1'53.513 10 188,8	
5	<b>41 M. GARCIA</b> Kawasaki Ninja 400	ESP	<b>1'52.796</b> 42 192,1		1'54.128 11 186,5		1'54.174 12 185,8		<b>1'52.796</b> 9 <b>192,1</b>		1'53.098 10 <b>192,1</b>	
6	<b>85 K. SABATUCCI</b> Kawasaki Ninja 400	ITA	<b>1'52.825</b> 38 190,1		1'54.356 10 182,4		1'54.883 14 189,1		<b>1'52.825</b> 10 189,1		1'53.216 4 <b>190,1</b>	
7	<b>8 B. IERACI</b> Kawasaki Ninja 400	ITA	<b>1'52.879</b> 41 191,1		1'56.451 9 184,6		1'54.191 12 186,2		<b>1'52.879</b> 10 190,4		1'53.619 10 <b>191,1</b>	
8	<b>61 Y. OKAYA</b> Kawasaki Ninja 400	JPN	<b>1'52.883</b> 45 193,9		1'53.597 12 191,1		1'54.240 13 190,1		<b>1'52.883</b> 10 192,8		1'53.640 10 <b>193,9</b>	
9	<b>46 S. DI SORA</b> Kawasaki Ninja 400	FRA	<b>1'52.910</b> 43 194,2		1'53.933 12 183,0		1'54.450 12 184,3		<b>1'52.910</b> 9 <b>194,2</b>		1'53.448 10 191,1	
10	<b>59 A. ZANCA</b> Kawasaki Ninja 400	ITA	<b>1'52.912</b> 41 193,9		1'54.554 13 183,6		1'55.352 8 185,5		1'53.278 10 191,1		<b>1'52.912</b> 10 <b>193,9</b>	
11	<b>25 D. BERTA VINALES</b> Yamaha YZF-R3	ESP	<b>1'52.921</b> 49 193,9		1'53.556 15 185,5		1'54.431 14 188,8		<b>1'52.921</b> 10 192,8		1'53.240 10 <b>193,9</b>	
12	<b>72 V. STEEMAN</b> KTM RC 390 R	NED	<b>1'53.023</b> 46 194,6		1'53.574 13 187,1		1'54.351 13 189,1		1'53.156 10 192,5		<b>1'53.023</b> 10 <b>194,6</b>	
13	<b>15 A. COPPOLA</b> Yamaha YZF-R3	ITA	<b>1'53.025</b> 45 188,1		1'53.804 14 183,6		1'53.842 11 182,4		<b>1'53.025</b> 10 <b>188,1</b>		1'54.652 10 182,7	
14	<b>1 J. BUIS</b> Kawasaki Ninja 400	NED	<b>1'53.052</b> 41 192,8		1'53.536 11 188,4		1'54.047 10 191,4		<b>1'53.052</b> 10 <b>192,8</b>		1'53.125 10 192,1	
15	<b>73 J. PEREZ GONZALEZ</b> Kawasaki Ninja 400	ESP	<b>1'53.103</b> 41 192,1		1'53.183 13 185,5		1'53.763 14 186,5		<b>1'53.103</b> 10 187,5		1'53.236 4 <b>192,1</b>	
16	<b>13 A. DIAZ CEBRIAN</b> Yamaha YZF-R3	ESP	<b>1'53.141</b> 42 191,1		1'54.976 11 185,8		1'54.720 11 187,1		1'53.287 10 188,8		<b>1'53.141</b> 10 <b>191,1</b>	
17	<b>28 Y. RUIZ</b> Yamaha YZF-R3	ESP	<b>1'53.224</b> 48 191,8		1'53.449 15 187,5		1'53.817 14 188,1		1'53.409 10 189,8		<b>1'53.224</b> 9 <b>191,8</b>	
18	<b>80 G. MASTROLUCA</b> Yamaha YZF-R3	ITA	<b>1'53.233</b> 45 189,4		1'53.790 14 186,8		1'54.241 16 188,4		1'53.261 10 184,9		<b>1'53.233</b> 5 <b>189,4</b>	
19	<b>87 T. KAWAKAMI</b> Yamaha YZF-R3	BRA	<b>1'53.253</b> 41 190,1		1'54.372 14 186,2		1'53.767 13 184,6		<b>1'53.253</b> 10 <b>190,1</b>		1'53.624 4 189,8	
20	<b>52 O. KONIG</b> Kawasaki Ninja 400	CZE	<b>1'53.264</b> 45 194,6		1'54.184 12 186,2		1'54.640 13 184,6		1'53.853 10 187,8		<b>1'53.264</b> 10 <b>194,6</b>	
21	<b>11 A. CARRASCO</b> Kawasaki Ninja 400	ESP	<b>1'53.379</b> 47 192,8		1'54.300 16 188,4		1'55.100 11 189,4		1'54.248 10 183,6		<b>1'53.379</b> 10 <b>192,8</b>	
22	<b>77 R. BIJMAN</b> Yamaha YZF-R3	NED	<b>1'53.424</b> 36 192,5		1'54.662 6 186,2		1'54.697 14 185,8		<b>1'53.424</b> 10 188,4		1'53.444 6 <b>192,5</b>	
23	<b>19 V. RODRIGUEZ NUNEZ</b> Yamaha YZF-R3	ESP	<b>1'53.491</b> 47 190,1		1'55.526 13 183,3		1'54.748 14 189,4		1'54.438 10 187,5		<b>1'53.491</b> 10 <b>190,1</b>	
24	<b>43 H. KHOURI</b> Kawasaki Ninja 400	AUS	<b>1'53.501</b> 46 191,1		1'54.593 15 184,6		1'55.042 11 189,4		1'54.019 10 189,1		<b>1'53.501</b> 10 <b>191,1</b>	
25	<b>20 D. LOUREIRO</b> Kawasaki Ninja 400	RSA	<b>1'53.518</b> 51 189,8		1'53.893 15 186,8		1'54.513 16 186,2		<b>1'53.518</b> 10 <b>189,8</b>		1'53.551 10 188,8	

25/09/2021

These data/results cannot be reproduced, stored and/or transmitted in whole or in part by any manner of electronic, mechanical, photocopying, recording, broadcasting or otherwise now known or herein after developed without the previous express consent by the copyright owner, except for reproduction in daily press and regular printed publications on sale to the public within 60 days of the event related to those data/results and always provided that copyright symbol appears together as follows below.

© DORNA WSBK ORGANIZATION Srl 2021





Jerez 4.423 m

## Motul Spanish Round, 24-26 September 2021

### Best Laps & Speed

2 / 2

No.	Rider Bike	Nat	Best Lap		FP1		FP2		SP		RC1	
			LL	SPD	LL	SPD	LL	SPD	LL	SPD	LL	SPD
26	<b>2 A. CARRION</b> Kawasaki Ninja 400	ESP	<b>1'53.520</b>	49 192,5	1'54.508	13 182,4	1'55.179	16 186,5	1'53.913	10 189,8	<b>1'53.520</b>	10 <b>192,5</b>
27	<b>98 A. MILLAN GOMEZ</b> Kawasaki Ninja 400	ESP	<b>1'53.520</b>	45 191,1	1'55.276	12 180,3	1'55.242	13 187,8	<b>1'53.520</b>	10 188,8	1'53.591	10 <b>191,1</b>
28	<b>88 D. MOGEDA</b> Kawasaki Ninja 400	ESP	<b>1'53.532</b>	40 192,5	1'54.522	14 190,4	1'54.965	6 186,5	<b>1'53.532</b>	10 <b>192,5</b>	1'53.632	10 189,4
29	<b>7 J. GIMBERT</b> Kawasaki Ninja 400	FRA	<b>1'53.610</b>	33 190,4			1'54.507	13 188,8	1'54.447	10 185,8	<b>1'53.610</b>	10 <b>190,4</b>
30	<b>94 F. LLAMBIAS</b> Yamaha YZF-R3	URU	<b>1'53.642</b>	41 193,5	1'54.266	13 181,5	1'55.476	8 183,6	<b>1'53.642</b>	10 <b>193,5</b>	1'53.723	10 190,4
31	<b>17 K. MEUFFELS</b> Kawasaki Ninja 400	NED	<b>1'53.666</b>	42 193,2	1'53.773	11 192,5	1'54.561	11 190,4	<b>1'53.666</b>	10 192,5	1'53.781	10 <b>193,2</b>
32	<b>26 M. GENNAI</b> Yamaha YZF-R3	ITA	<b>1'53.792</b>	37 190,4	1'54.455	11 183,6	1'55.820	6 185,2	1'53.950	10 <b>190,4</b>	<b>1'53.792</b>	10 189,8
33	<b>97 F. PALAZZI</b> Yamaha YZF-R3	ITA	<b>1'53.841</b>	47 187,1	1'54.836	14 182,4	1'55.254	13 186,8	<b>1'53.841</b>	10 <b>187,1</b>	1'54.456	10 186,8
34	<b>53 P. SVOBODA</b> Yamaha YZF-R3	CZE	<b>1'53.980</b>	44 188,4	1'56.052	8 187,1	1'55.243	16 <b>188,4</b>	1'54.357	10 184,3	<b>1'53.980</b>	10 <b>188,4</b>
35	<b>93 M. GAGGI</b> Yamaha YZF-R3	ITA	<b>1'54.059</b>	46 189,4	1'55.804	11 178,8	1'55.514	15 185,5	1'54.256	10 188,4	<b>1'54.059</b>	10 <b>189,4</b>
36	<b>23 S. MARKARIAN</b> Kawasaki Ninja 400	FRA	<b>1'54.096</b>	30 190,4	1'55.765	5 183,3	1'55.196	8 187,5	<b>1'54.096</b>	7 <b>190,4</b>	1'55.566	10 187,8
37	<b>35 Y. SAIZ MARQUEZ</b> Yamaha YZF-R3	ESP	<b>1'54.387</b>	41 189,8	1'55.749	13 180,0	1'56.504	8 186,5	<b>1'54.387</b>	10 <b>189,8</b>	1'54.435	10 187,5
38	<b>22 J. ROMERO</b> Kawasaki Ninja 400	ARG	<b>1'55.624</b>	40 188,4	1'56.919	13 183,9	1'57.421	8 180,3	<b>1'55.624</b>	10 <b>188,4</b>	1'56.473	9 186,2
39	<b>55 A. FRAPPOLA</b> Kawasaki Ninja 400	ITA	<b>1'56.323</b>	32 186,5	1'57.644	14 181,8			<b>1'56.323</b>	9 <b>186,5</b>	1'56.579	9 183,9
40	<b>56 J. KOCOUREK</b> Kawasaki Ninja 400	CZE	<b>1'56.385</b>	47 183,9	1'59.220	14 180,9	1'58.197	14 <b>183,9</b>	<b>1'56.385</b>	10 180,9	1'56.819	9 183,3
41	<b>18 I. OFFER</b> Kawasaki Ninja 400	GBR	<b>1'57.951</b>	36 182,7	1'58.986	10 179,4	1'59.610	7 175,6	1'59.752	10 174,4	<b>1'57.951</b>	9 <b>182,7</b>
42	<b>70 M. DUARTE</b> Yamaha YZF-R3	POR	<b>1'58.051</b>	47 182,7	1'59.384	15 182,1	1'59.423	13 176,7	1'58.970	10 <b>182,7</b>	<b>1'58.051</b>	9 181,5

25/09/2021

These data/results cannot be reproduced, stored and/or transmitted in whole or in part by any manner of electronic, mechanical, photocopying, recording, broadcasting or otherwise now known or herein after developed without the previous express consent by the copyright owner, except for reproduction in daily press and regular printed publications on sale to the public within 60 days of the event related to those data/results and always provided that copyright symbol appears together as follows below.

© DORNA WSBK ORGANIZATION Srl 2021

