



Jerez 4.423 m

Motul Spanish Round, 24-26 September 2021

Chronological Analysis Free Practice 1st Session

1 / 6

1° 54 B. SOFUOGLU (1'52.629)								5° 25 D. BERTA VINALES (1'53.556)							
Lap	Seg.1	Seg.2	Seg.3	Seg.4	Lap Time	km/h	Local Time	Lap	Seg.1	Seg.2	Seg.3	Seg.4	Lap Time	km/h	Local Time
1							9:49'52.904	1							9:45'38.806
2					1'54.382		9:51'47.286	2	41.780	19.816	38.442	40.005	2'20.043P	175,9	9:47'58.849
3					1'53.287		9:53'40.573	3	31.034	19.238	35.830	37.984	2'04.086	169,0	9:50'02.935
4					16'03.447P		10:09'44.020	4	29.471	18.531	34.595	36.711	1'59.308	176,5	9:52'02.243
5	49.030	19.642	45.774	36.696	2'31.142P	150,4	10:12'15.162	5	28.362	17.892	33.650	35.843	1'55.747	180,0	9:53'57.990
6	28.660	19.004	45.782	35.455	2'08.901	169,5	10:14'24.063	6	28.382	17.566	33.638	35.718	1'55.304	181,8	9:55'53.294
7	27.547	17.326	32.738	35.018	1'52.629	179,7	10:16'16.692	7	27.957	17.563	33.234	1'39.192	2'57.946P	183,1	9:58'51.240
								8	34.728	17.496	33.120	35.280	2'00.624P	182,7	10:00'51.864
								9	27.851	17.541	33.115	35.720	1'54.227	178,5	10:02'46.091
								10	27.701	17.721	32.928	35.206	1'53.556	180,3	10:04'39.647
								11	27.970	19.309	38.222	39.545	2'05.046	163,9	10:06'44.693
								12	27.794	17.602	33.174	35.397	1'53.967	182,4	10:08'38.660
								13	27.650	17.516	33.017	35.574	1'53.757C	184,6	10:10'32.417
								14	28.148	18.776	34.431	35.579	1'56.934	162,2	10:12'29.351
								15	27.827	17.656	33.086	35.394	1'53.963	181,2	10:14'23.314
								16	27.681	17.376	33.117	35.645	1'53.819	185,6	10:16'17.133

2° 73 J. PEREZ GONZALEZ (1'53.183)								6° 72 V. STEEMAN (1'53.574)							
Lap	Seg.1	Seg.2	Seg.3	Seg.4	Lap Time	km/h	Local Time	Lap	Seg.1	Seg.2	Seg.3	Seg.4	Lap Time	km/h	Local Time
1							9:45'23.179	1							9:45'32.718
2	33.848	18.664	34.740	36.443	2'03.695P	176,8	9:47'26.874	2	39.141	18.301	35.258	37.206	2'09.906P	180,3	9:47'42.624
3	28.416	17.728	33.587	35.863	1'55.594	176,5	9:49'22.468	3	28.565	17.783	34.031	36.042	1'56.421	180,3	9:49'39.045
4	27.859	17.682	33.227	35.805	1'54.573	180,6	9:51'17.041	4	28.145	17.772	33.572	35.956	1'55.445	179,4	9:51'34.490
5	28.102	17.575	33.263	35.528	1'54.468	176,5	9:53'11.509	5	28.111	17.515	33.351	35.708	1'54.685	180,0	9:53'29.175
6	28.137	17.639	33.422	35.716	1'54.914	176,5	9:55'06.423	6	28.057	17.608	33.581	37.476	1'56.722	179,7	9:55'25.897
7	27.946	17.648	33.115	35.558	1'54.267	176,8	9:57'00.690	7	28.061	17.572	33.436	5'22.192	6'41.261P	178,8	10:02'07.158
8	27.922	17.673	33.110	35.691	1'54.396	176,2	9:58'55.086	8	49.691	18.705	37.587	38.208	2'24.191P	179,7	10:04'31.349
9	27.859	17.723	33.231	35.610	1'54.423	175,6	10:00'49.509	9	28.039	17.779	45.650	36.347	2'07.815	177,0	10:06'39.164
10	27.823	17.950	33.064	35.492	1'54.329	175,3	10:02'43.838	10	28.153	17.424	33.419	35.420	1'54.416	183,4	10:08'33.580
11	27.704	17.588	33.046	35.401	1'53.739	178,2	10:04'37.577	11	27.881	17.695	33.523	35.972	1'55.071	184,0	10:10'28.651
12	34.158	17.710	35.478	36.082	2'03.428	179,4	10:06'41.005	12	28.069	17.402	33.472	36.049	1'54.992	185,2	10:12'23.643
13	27.896	17.351	32.706	35.371	1'53.324	184,0	10:08'34.329	13	27.890	17.322	33.025	35.489	1'53.726	187,2	10:14'17.369
14	27.585	17.250	32.888	35.460	1'53.183	185,6	10:10'27.512	14	27.844	17.396	33.026	35.308	1'53.574	184,3	10:16'10.943

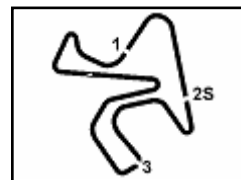
3° 28 Y. RUIZ (1'53.449)								7° 61 Y. OKAYA (1'53.597)							
Lap	Seg.1	Seg.2	Seg.3	Seg.4	Lap Time	km/h	Local Time	Lap	Seg.1	Seg.2	Seg.3	Seg.4	Lap Time	km/h	Local Time
1							9:45'24.259	1							9:45'44.386
2	38.621	20.366	46.868	1'59.548	3'45.403P	165,1	9:49'09.662	2	36.014	18.236	35.612	38.150	2'08.012P	184,6	9:47'52.398
3	39.617	18.208	33.878	35.649	2'07.352P	174,2	9:51'17.014	3	28.446	17.643	33.992	36.312	1'56.393	183,1	9:49'48.791
4	28.079	17.582	33.124	35.635	1'54.420	178,5	9:53'11.434	4	28.604	17.268	33.766	35.448	1'55.086	189,8	9:51'43.877
5	28.152	17.860	33.687	35.961	1'55.660	177,3	9:55'07.094	5	28.181	17.327	33.528	35.460	1'54.496	185,6	9:53'38.373
6	27.909	17.640	33.251	35.998	1'54.798	177,9	9:57'01.892	6	28.096	17.675	36.864	2'56.411	4'19.046P	179,7	9:57'57.419
7	27.903	17.577	33.153	35.895	1'54.528	175,9	9:58'56.420	7	36.057	17.971	33.584	36.129	2'03.741P	178,2	10:00'01.160
8	27.820	17.632	32.886	35.336	1'53.674	184,9	10:00'50.094	8	28.232	17.592	33.222	5'04.146	6'23.192P	180,3	10:06'24.352
9	27.849	17.598	32.995	35.215	1'53.657	178,5	10:02'43.751	9	43.156	19.710	34.439	35.782	2'13.087P	177,3	10:08'37.439
10	28.220	17.740	33.211	35.905	1'55.076	177,6	10:04'38.827	10	28.134	17.452	33.321	35.422	1'54.329C	184,6	10:10'31.768
11	28.503	17.859	37.178	36.076	1'59.616	175,6	10:06'38.443	11	28.171	17.358	33.137	35.243	1'53.909	185,6	10:12'25.677
12	27.832	17.436	32.710	35.471	1'53.449	187,5	10:08'31.892	12	28.142	17.227	33.499	35.488	1'54.356	191,2	10:14'20.033
13	27.955	17.618	32.934	35.449	1'53.956	178,2	10:10'25.848	13	27.854	17.248	33.171	35.324	1'53.597	187,2	10:16'13.630
14	27.898	17.533	32.996	35.174	1'53.601	182,1	10:12'19.449								
15	27.486	17.517	33.181	35.610	1'53.794	179,7	10:14'13.243								
16	28.336	18.142	34.162	35.766	1'56.406	175,0	10:16'09.649								

4° 1 J. BUIS (1'53.536)								8° 17 K. MEUFFELS (1'53.773)							
Lap	Seg.1	Seg.2	Seg.3	Seg.4	Lap Time	km/h	Local Time	Lap	Seg.1	Seg.2	Seg.3	Seg.4	Lap Time	km/h	Local Time
1							9:45'43.333	1							9:45'44.068
2	34.911	18.113	34.159	36.143	2'03.326P	180,3	9:47'46.659	2	35.722	18.557	35.552	39.081	2'08.912P	178,8	9:47'52.980
3	28.618	17.717	33.568	35.683	1'55.586	185,9	9:49'42.245	3	28.418	17.628	34.166	36.341	1'56.553	179,4	9:49'49.533
4	27.882	17.518	33.315	35.741	1'54.456	184,0	9:51'36.701	4	28.172	17.307	34.123	35.559	1'55.161	192,5	9:51'44.694
5	27.924	17.424	33.247	35.898	1'54.493	184,6	9:53'31.194	5	28.053	17.432	33.424	35.578	1'54.487	187,5	9:53'39.181
6	27.951	17.302	33.005	35.356	1'53.614	184,6	9:55'24.808	6	28.022	17.417	33.543	35.717	1'54.699	188,5	9:55'33.880
7	28.246	17.669	33.513	9'40.396	10'59.824P	182,7	10:06'24.632	7	28.235	17.689	33.679	9'30.806	10'50.409P	180,6	10:06'24.289
8	45.672	17.846	33.404	35.628	2'12.550P	182,7	10:08'37.182	8	45.337	17.758	33.935	35.720	2'12.750P	182,1	10:08'37.039
9	28.085	17.572	33.663	35.374	1'54.694C	181,8	10:10'31.876	9	28.461	17.508	33.643	35.599	1'55.211C	183,7	10:10'32.250
10	27.871	17.396	32.998	35.598	1'53.863	184,0	10:12'25.739								
11	27.865	17.392	33.112	35.422	1'53.791	188,5	10:14'19.530								
12	27.793	17.387	32.940	35.416	1'53.536	186,9	10:16'13.066								

24/09/2021 P = Pits In/Out - C = Lap Time Cancelled

These data/results cannot be reproduced, stored and/or transmitted in whole or in part by any manner of electronic, mechanical, photocopying, recording, broadcasting or otherwise now known or herein after developed without the previous express consent by the copyright owner, except for reproduction in daily press and regular printed publications on sale to the public within 60 days of the event related to those data/results and always provided that copyright symbol appears together as follows below.

© DORNA WSBK ORGANIZATION Srl 2021



Jerez 4.423 m

2 / 6

10	27.971	17.444	33.135	35.347	1'53.897	185,2	10:12'26.1471	5	27.918	17.583	33.396	35.543	1'54.440	178,2	9:53'38.324
11	28.046	17.390	33.209	35.775	1'54.420	186,5	10:14'20.567	6	30.784	17.576	33.728	41.507	2'03.595	179,4	9:55'41.919
12	27.937	17.395	33.150	35.291	1'53.773	184,6	10:16'14.340	7	27.752	17.730	33.640	4'54.397	6'13.519P	177,0	10:01'55.438
								8	59.857	17.833	40.923	38.559	2'37.172P	175,0	10:04'32.610
								9	27.874	17.620	33.472	35.604	1'54.570	180,0	10:06'27.180
								10	27.937	17.689	37.405	38.321	2'01.352	177,3	10:08'28.532
								11	27.693	17.435	33.247	35.602	1'53.977	181,5	10:10'22.509
								12	28.042	18.306	36.053	35.255	1'57.656	154,1	10:12'20.165
								13	27.660	17.504	33.261	35.437	1'53.862	180,0	10:14'14.027
								14	27.688	17.998	34.012	36.736	1'56.434	175,3	10:16'10.461

9° 80 G. MASTROLUCA (1'53.790)

Lap	Seg.1	Seg.2	Seg.3	Seg.4	Lap Time	km/h	Local Time
1							9:45'33.714
2	45.897	18.626	36.238	38.345	2'19.106P	178,8	9:47'52.820
3	28.162	17.640	33.690	36.049	1'55.541	182,7	9:49'48.361
4	28.364	17.623	33.553	36.219	1'55.759	182,7	9:51'44.120
5	28.075	17.523	33.565	35.484	1'54.647	180,6	9:53'38.767
6	28.174	17.614	36.233	39.943	2'01.964	179,1	9:55'40.731
7	28.592	18.763	34.828	38.222	2'00.405	170,6	9:57'41.136
8	28.000	17.643	33.565	35.706	1'54.914	175,6	9:59'36.050
9	29.275	18.650	34.817	3'28.488	4'51.230P	175,6	10:04'27.280
10	39.015	18.120	36.397	37.866	2'11.398P	176,2	10:06'38.678
11	27.951	17.342	33.361	35.238	1'53.892	184,0	10:08'32.570
12	28.240	19.324	34.022	35.871	1'57.457	177,3	10:10'30.027
13	27.772	17.501	33.208	35.667	1'54.148	180,3	10:12'24.175
14	28.070	17.455	33.301	35.511	1'54.337	186,9	10:14'18.512
15	27.899	17.652	32.970	35.269	1'53.790	177,0	10:16'12.302

10° 15 A. COPPOLA (1'53.804)

Lap	Seg.1	Seg.2	Seg.3	Seg.4	Lap Time	km/h	Local Time
1							9:45'14.812
2	40.014	20.125	39.288	40.272	2'19.699P	155,2	9:47'34.511
3	31.483	19.192	38.006	37.503	2'06.184	157,7	9:49'40.695
4	29.247	17.949	33.417	36.202	1'56.815	178,2	9:51'37.510
5	28.017	17.533	33.684	35.815	1'55.049	183,7	9:53'32.559
6	28.033	17.466	33.577	35.968	1'55.044	182,4	9:55'27.603
7	28.212	17.779	33.261	3'02.494	4'21.746P	177,6	9:59'49.349
8	41.888	18.228	34.276	37.059	2'11.451P	172,0	10:02'00.800
9	30.352	20.077	35.046	1'00.513	2'25.988P	172,5	10:04'26.788
10	37.257	18.080	41.240	36.805	2'13.382P	170,9	10:06'40.170
11	28.064	17.651	33.242	35.517	1'54.474	177,6	10:08'34.644
12	27.819	17.683	34.134	36.395	1'56.031	178,2	10:10'30.675
13	28.065	17.503	33.159	35.626	1'54.353	180,6	10:12'25.028
14	29.489	17.562	34.175	36.170	1'57.396	180,6	10:14'22.424
15	27.822	17.493	33.167	35.322	1'53.804	183,4	10:16'16.228

11° 99 A. HUERTAS (1'53.836)

Lap	Seg.1	Seg.2	Seg.3	Seg.4	Lap Time	km/h	Local Time
1							9:46'22.403
2	33.964	18.447	34.619	36.699	2'03.729P	176,2	9:48'26.132
3	28.536	17.884	34.057	36.701	1'57.178	178,8	9:50'23.310
4	28.099	17.766	33.483	36.284	1'55.632	179,4	9:52'18.942
5	28.016	17.723	33.770	36.639	1'56.148	180,3	9:54'15.090
6	27.810	17.692	33.163	35.702	1'54.367	181,2	9:56'09.457
7	28.018	17.646	33.168	35.657	1'54.489	180,0	9:58'03.946
8	27.819	17.624	33.074	35.842	1'54.359	180,6	9:59'58.305
9	29.629	18.017	33.401	4'55.841	6'16.888P	177,3	10:06'15.193
10	36.081	20.095	40.284	35.878	2'12.338P	154,7	10:08'27.531
11	28.029	17.554	33.251	38.488	1'57.322	182,1	10:10'24.853
12	27.788	17.500	33.168	35.430	1'53.886	182,4	10:12'18.739
13	27.784	17.826	35.422	35.533	1'56.565	177,0	10:14'15.304
14	27.529	17.451	33.299	35.557	1'53.836	182,7	10:16'09.140

12° 58 I. IGLESIAS (1'53.862)

Lap	Seg.1	Seg.2	Seg.3	Seg.4	Lap Time	km/h	Local Time
1							9:45'43.652
2	35.367	18.578	36.130	39.303	2'09.378P	157,7	9:47'53.030
3	28.499	17.390	33.652	36.084	1'55.625	185,2	9:49'48.655
4	28.458	17.488	33.444	35.839	1'55.229	183,7	9:51'43.884

24/09/2021 P = Pits In/Out - C = Lap Time Cancelled

These data/results cannot be reproduced, stored and/or transmitted in whole or in part by any manner of electronic, mechanical, photocopying, recording, broadcasting or otherwise now known or herein after developed without the previous express consent by the copyright owner, except for reproduction in daily press and regular printed publications on sale to the public within 60 days of the event related to those data/results and always provided that copyright symbol appears together as follows below.

© DORNA WSBK ORGANIZATION Srl 2021



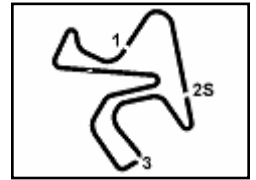
Official Fuel Supplier



Official Tyre Supplier



Official Timekeeper



Motul Spanish Round, 24-26 September 2021

Chronological Analysis Free Practice 1st Session

16° 41 M. GARCIA (1'54.128)							
Lap	Seg.1	Seg.2	Seg.3	Seg.4	Lap Time	km/h	Local Time
1							9:45'35.022
2	39.378	18.354	35.074	37.368	2'10.174P	175,0	9:47'45.196
3	28.523	17.637	33.762	35.885	1'55.807	177,0	9:49'41.003
4	55.877	22.172	40.769	9'00.076	10'58.894P	153,8	10:00'39.897
5	37.059	18.617	34.615	35.954	2'06.245P	171,2	10:02'46.142
6	28.033	17.379	33.179	35.618	1'54.209	182,1	10:04'40.351
7	27.911	17.375	33.566	35.664	1'54.516	179,4	10:06'34.867
8	27.962	17.578	33.191	35.397	1'54.128	176,8	10:08'28.995
9	28.379	17.618	33.089	35.841	1'54.927	177,3	10:10'23.922
10	28.076	17.398	34.073	35.665	1'55.212	178,2	10:12'19.134
11	27.731	17.658	33.645	37.344	1'56.378	183,1	10:14'15.512
12	27.777	17.322	33.618	35.749	1'54.466	186,5	10:16'09.978

13	28.533	17.692	33.300	35.764	1'55.289	181,8	10:08'30.953
14	28.120	17.655	33.375	35.482	1'54.632	182,4	10:10'25.585
15	27.906	17.572	33.348	35.474	1'54.300	183,7	10:12'19.885
16	27.917	17.622	33.847	35.627	1'55.013	188,5	10:14'14.898
17	27.894	17.607	33.982	35.988	1'55.471	186,5	10:16'10.369

17° 52 O. KONIG (1'54.184)							
Lap	Seg.1	Seg.2	Seg.3	Seg.4	Lap Time	km/h	Local Time
1		18.850	35.943	37.178		176,2	9:47'38.136
2	29.457	18.219	37.561	37.348	2'02.585	175,9	9:49'40.721
3	28.384	17.749	34.261	35.979	1'56.373	176,8	9:51'37.094
4	28.267	17.616	33.630	35.605	1'55.118	186,2	9:53'32.212
5	28.671	17.318	34.818	35.921	1'56.728	186,2	9:55'28.940
6	28.030	17.309	33.294	35.622	1'54.255	184,0	9:57'23.195
7	29.614	18.103	34.001	540.087	7'01.805P	175,3	10:04'25.000
8	45.115	17.621	33.831	36.689	2'13.256P	184,9	10:06'38.256
9	27.969	17.551	33.110	35.554	1'54.184	186,2	10:08'32.440
10	28.291	17.418	33.408	36.219	1'55.336	181,2	10:10'27.776
11	28.112	17.539	33.213	36.367	1'55.231	182,7	10:12'23.007
12	28.163	17.639	33.305	35.715	1'54.822	180,0	10:14'17.829
13	28.013	17.710	33.313	35.691	1'54.727	180,0	10:16'12.556

20° 85 K. SABATUCCI (1'54.356)							
Lap	Seg.1	Seg.2	Seg.3	Seg.4	Lap Time	km/h	Local Time
1							9:55'30.608
2	34.647	19.359	35.444	41.703	2'11.153P	170,9	9:57'41.761
3	28.307	17.741	33.595	35.989	1'55.632	177,6	9:59'37.393
4	28.311	18.102	33.996	36.175	1'56.584	174,5	10:01'33.977
5	28.387	18.064	33.852	36.190	1'56.493	174,8	10:03'30.470
6	27.967	17.764	33.480	35.725	1'54.936	178,8	10:05'25.406
7	27.893	17.712	33.473	35.530	1'54.608	177,0	10:07'20.014
8	27.925	17.741	35.736	37.437	1'58.839	179,1	10:09'18.853
9	28.143	17.889	33.242	35.914	1'55.188	175,3	10:11'14.041
10	27.843	17.915	35.947	39.251	2'00.956	173,6	10:13'14.997
11	27.909	17.603	33.408	35.436	1'54.356	182,4	10:15'09.353

18° 94 F. LLAMBIAS (1'54.266)							
Lap	Seg.1	Seg.2	Seg.3	Seg.4	Lap Time	km/h	Local Time
1							9:45'28.087
2	36.942	18.754	35.210	39.554	2'10.460P	174,2	9:47'38.547
3	29.092	18.046	34.146	37.126	1'58.410	175,6	9:49'36.957
4	29.316	18.770	33.707	36.489	1'58.282	176,5	9:51'35.239
5	28.118	17.801	33.416	36.052	1'55.387	177,9	9:53'30.626
6	28.108	17.762	33.268	35.684	1'54.822	175,3	9:55'25.448
7	28.209	17.900	34.438	5'00.346	6'20.893P	176,2	10:01'46.341
8	1'08.233	18.618	42.764	37.954	2'47.569P	174,5	10:04'33.910
9	28.419	17.758	37.788	37.114	2'01.079	179,4	10:06'34.989
10	27.965	17.578	33.247	35.498	1'54.288	180,6	10:08'29.277
11	28.169	17.678	33.113	35.642	1'54.602	181,5	10:10'23.879
12	27.852	17.666	33.437	35.311	1'54.266	173,9	10:12'18.145
13	28.316	17.938	33.586	35.804	1'55.644	177,3	10:14'13.789
14	27.831	17.960	35.422	35.759	1'56.972	172,8	10:16'10.761

21° 87 T. KAWAKAMI (1'54.372)							
Lap	Seg.1	Seg.2	Seg.3	Seg.4	Lap Time	km/h	Local Time
1							9:45'43.701
2	37.708	18.850	34.911	37.593	2'09.062P	176,5	9:47'52.763
3	28.484	17.682	34.118	36.384	1'56.668	180,3	9:49'49.431
4	28.139	17.378	33.879	35.539	1'54.935	184,6	9:51'44.366
5	27.970	17.378	33.434	35.590	1'54.372	186,2	9:53'38.738
6	30.922	18.064	34.838	37.975	2'01.799	173,4	9:55'40.537
7	28.609	18.275	33.963	344.710	5'05.557P	174,2	10:00'46.094
8	34.592	18.116	33.988	36.262	2'02.958P	172,8	10:02'49.052
9	28.276	17.995	33.758	36.321	1'56.350	174,8	10:04'45.402
10	28.458	18.076	33.804	36.437	1'56.775	173,9	10:06'42.177
11	28.260	17.781	33.689	35.895	1'55.625	180,6	10:08'37.802
12	28.019	17.368	33.872	35.826	1'55.085C	185,6	10:10'32.887
13	27.901	17.695	33.523	37.805	1'56.924	175,9	10:12'29.811
14	28.114	17.974	34.231	36.199	1'56.518	174,5	10:14'26.329
15	28.471	18.090	33.894	36.694	1'57.149	173,9	10:16'23.478

19° 11 A. CARRASCO (1'54.300)							
Lap	Seg.1	Seg.2	Seg.3	Seg.4	Lap Time	km/h	Local Time
1							9:45'06.395
2	35.239	18.633	35.367	38.291	2'07.530P	176,2	9:47'13.925
3	29.030	18.112	34.284	36.644	1'58.070	177,6	9:49'11.995
4	28.475	17.906	33.874	36.282	1'56.537	178,8	9:51'08.532
5	28.220	17.810	33.649	36.207	1'55.886	178,2	9:53'04.418
6	28.223	17.877	33.685	36.142	1'55.927	178,5	9:55'00.345
7	28.150	17.761	33.525	35.981	1'55.417	178,8	9:56'55.762
8	28.067	17.927	38.600	35.842	2'00.436	176,8	9:58'56.198
9	27.950	17.698	33.382	35.575	1'54.605	180,6	10:00'50.803
10	27.980	17.695	33.539	35.732	1'54.946	180,3	10:02'45.749
11	27.984	17.787	33.653	35.602	1'55.026	179,1	10:04'40.775
12	27.799	17.419	33.657	36.014	1'54.889	185,2	10:06'35.664

22° 26 M. GENNAI (1'54.455)							
Lap	Seg.1	Seg.2	Seg.3	Seg.4	Lap Time	km/h	Local Time
1							9:45'26.347
2	41.307	19.094	37.218	38.647	2'16.266P	178,5	9:47'42.613
3	29.004	18.027	33.991	36.857	1'57.879	175,9	9:49'40.492
4	28.544	17.815	33.962	36.317	1'56.638	176,8	9:51'37.130
5	28.079	17.676	33.525	35.829	1'55.109	180,9	9:53'32.239
6	27.977	17.479	33.282	35.717	1'54.455	183,7	9:55'26.694
7	27.935	17.614	33.283	6'00.320	7'19.152P	180,6	10:02'45.846
8	35.262	18.090	33.661	36.276	2'03.289P	175,0	10:04'49.135
9	28.123	17.881	33.539	36.516	1'56.059	176,5	10:06'45.194
10	27.936	17.658	33.495	35.999	1'55.088	179,7	10:08'40.282
11	28.338	17.861	33.637	36.277	1'56.113C	177,9	10:10'36.395
12	28.129	17.856	33.839	36.680	1'56.504	176,5	10:12'32.899

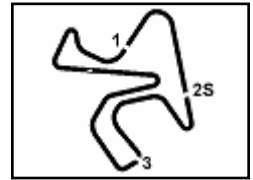
23° 2 A. CARRION (1'54.508)							
Lap	Seg.1	Seg.2	Seg.3	Seg.4	Lap Time	km/h	Local Time
1							9:46'22.211
2	34.282	18.470	34.650	36.801	2'04.203P	175,0	9:48'26.414
3	28.393	17.829	33.855	36.383	1'56.460	176,8	9:50'22.874
4	28.469	17.931	33.532	36.355	1'56.287	181,5	9:52'19.161
5	27.897	17.639	33.609	36.250	1'55.395	182,4	9:54'14.556
6	28.275	17.864	33.370	35.995	1'55.504	176,8	9:56'10.060
7	27.892	17.629	33.263	35.724	1'54.508	179,4	9:58'04.568
8	27.689	17.502	33.393	35.964	1'54.548	180,3	9:59'59.116

24/09/2021 P = Pits In/Out - C = Lap Time Cancelled

These data/results cannot be reproduced, stored and/or transmitted in whole or in part by any manner of electronic, mechanical, photocopying, recording, broadcasting or otherwise now known or herein after developed without the previous express consent by the copyright owner, except for reproduction in daily press and regular printed publications on sale to the public within 60 days of the event related to those data/results and always provided that copyright symbol appears together as follows below.

© DORNA WSBK ORGANIZATION Srl 2021





Motul Spanish Round, 24-26 September 2021

Chronological Analysis Free Practice 1st Session

Jerez 4.423 m

4 / 6

Lap	Seg.1	Seg.2	Seg.3	Seg.4	Lap Time	km/h	Local Time
9	28.110	18.077	33.776	4'56.844	6'16.807P	173,9	10:06'15.923
10	35.470	20.093	39.916	36.129	2'11.608P	156,5	10:08'27.531
11	28.144	17.589	33.489	36.408	1'55.630	181,5	10:10'23.161
12	27.685	17.681	33.516	52.973	2'11.855	179,1	10:12'35.016
13	29.243	18.139	34.200	36.073	1'57.655	175,9	10:14'32.671
14	28.044	17.817	33.226	35.651	1'54.738	176,2	10:16'27.409

Lap	Seg.1	Seg.2	Seg.3	Seg.4	Lap Time	km/h	Local Time
1					9:45'33.457		9:45'33.115
2	34.754	18.508	42.745	43.988	2'19.995P	177,3	9:47'53.452
3	28.729	17.850	33.692	36.041	1'56.312	180,9	9:49'49.764
4	28.107	17.297	34.134	35.630	1'55.168	190,5	9:51'44.932
5	28.067	17.426	33.386	35.654	1'54.533	187,5	9:53'39.465
6	31.160	17.628	33.469	42.516	2'04.773	181,8	9:55'44.238
7	28.126	17.623	33.418	35.969	1'55.136	181,8	9:57'39.374
8	31.366	18.354	35.381	2'44.359	4'09.460P	174,5	10:01'48.834
9	1'07.766	19.184	38.697	38.638	2'44.285P	181,5	10:04'33.119
10	28.526	17.593	44.334	36.219	2'06.672	184,9	10:06'39.791
11	28.102	17.511	33.187	35.722	1'54.522	185,6	10:08'34.313
12	28.076	17.669	33.557	35.689	1'54.991	179,4	10:10'29.304
13	28.104	17.555	33.422	35.537	1'54.618	184,3	10:12'23.922
14	28.247	17.506	33.591	35.562	1'54.906	186,9	10:14'18.828
15	28.013	17.552	33.363	35.658	1'54.586	184,3	10:16'13.414

Lap	Seg.1	Seg.2	Seg.3	Seg.4	Lap Time	km/h	Local Time
1					9:45'33.457		9:45'33.115
2					9:47'53.452		9:47'53.115
3	34.754	18.508	42.745	43.988	2'19.995P	177,3	9:47'53.452
4	28.729	17.850	33.692	36.041	1'56.312	180,9	9:49'49.764
5	28.107	17.297	34.134	35.630	1'55.168	190,5	9:51'44.932
6	28.067	17.426	33.386	35.654	1'54.533	187,5	9:53'39.465
7	31.160	17.628	33.469	42.516	2'04.773	181,8	9:55'44.238
8	28.126	17.623	33.418	35.969	1'55.136	181,8	9:57'39.374
9	31.366	18.354	35.381	2'44.359	4'09.460P	174,5	10:01'48.834
10	1'07.766	19.184	38.697	38.638	2'44.285P	181,5	10:04'33.119
11	28.526	17.593	44.334	36.219	2'06.672	184,9	10:06'39.791
12	28.102	17.511	33.187	35.722	1'54.522	185,6	10:08'34.313
13	28.076	17.669	33.557	35.689	1'54.991	179,4	10:10'29.304
14	28.104	17.555	33.422	35.537	1'54.618	184,3	10:12'23.922
15	28.247	17.506	33.591	35.562	1'54.906	186,9	10:14'18.828
16	28.013	17.552	33.363	35.658	1'54.586	184,3	10:16'13.414

Lap	Seg.1	Seg.2	Seg.3	Seg.4	Lap Time	km/h	Local Time
1					9:45'33.457		9:45'33.115
2	39.693	18.717	36.017	37.596	2'12.023P	175,9	9:47'45.138
3	28.934	17.903	33.952	36.355	1'57.144	177,9	9:49'42.282
4	28.702	17.878	33.961	36.123	1'56.664	179,4	9:51'38.946
5	28.487	17.825	33.777	36.090	1'56.179	178,5	9:53'35.125
6	30.463	18.295	35.956	2'14.447	3'39.161P	175,0	9:57'14.286
7	39.328	17.975	35.238	36.537	2'09.078P	179,4	9:59'23.364
8	28.726	18.122	34.813	1'11.297	2'32.958P	173,6	10:01'56.322
9	59.792	17.938	37.468	39.367	2'34.565P	177,3	10:04'30.887
10	28.777	17.750	42.069	36.198	2'04.794	179,4	10:06'35.681
11	28.917	17.681	33.756	36.055	1'56.409	180,9	10:08'32.090
12	28.574	17.586	33.599	36.152	1'55.911	182,4	10:10'28.001
13	28.225	17.612	33.500	36.223	1'55.560	179,7	10:12'23.561
14	28.493	17.646	34.030	35.659	1'55.828	180,0	10:14'19.389
15	28.259	17.520	33.501	35.556	1'54.836	178,8	10:16'14.225

Lap	Seg.1	Seg.2	Seg.3	Seg.4	Lap Time	km/h	Local Time
1					9:45'24.283		9:45'24.283
2	42.124	19.044	39.552	40.799	2'21.519P	175,9	9:47'45.802
3	29.380	17.812	35.155	36.068	1'58.415	179,7	9:49'44.217
4	28.660	17.621	33.632	35.959	1'55.872	181,5	9:51'40.089
5	28.384	17.632	33.387	35.717	1'55.120	182,1	9:53'35.209
6	28.291	17.680	33.682	36.033	1'55.686	180,3	9:55'30.895
7	28.468	17.750	36.598	5'00.672	6'23.488P	180,3	10:01'54.383
8	1'01.396	17.879	37.695	41.537	2'38.507P	179,1	10:04'32.890
9	28.544	17.804	39.314	39.147	2'04.809	178,8	10:06'37.699
10	28.419	17.584	33.807	35.592	1'55.402	182,1	10:08'33.101
11	28.277	17.627	35.497	35.803	1'57.204	183,4	10:10'30.305
12	28.087	17.550	33.314	35.764	1'54.715	181,5	10:12'25.020
13	28.148	17.520	34.506	35.725	1'55.899	183,7	10:14'20.919
14	28.046	17.531	33.346	35.631	1'54.554	182,7	10:16'15.473

Lap	Seg.1	Seg.2	Seg.3	Seg.4	Lap Time	km/h	Local Time
1					9:45'24.283		9:45'24.283
2	37.363	18.732	34.991	37.534	2'08.620P	180,0	9:47'50.294
3	28.503	17.955	33.315	36.631	1'56.404	177,6	9:49'46.698
4	28.191	17.819	33.548	36.026	1'55.584	178,5	9:51'42.282
5	28.115	17.737	36.505	35.615	1'57.972	177,9	9:53'40.254
6	28.306	17.363	34.021	41.484	2'01.174	185,9	9:55'41.428
7	28.067	17.934	33.473	8'07.156	9'26.630P	178,2	10:05'08.058
8	40.593	18.448	39.718	35.545	2'14.304P	172,5	10:07'22.362
9	27.848	17.941	33.344	36.348	1'55.481	177,6	10:09'17.843
10	28.151	17.891	33.430	35.504	1'54.976	175,9	10:11'12.819
11	28.695	18.300	33.710	41.103	2'01.808	170,6	10:13'14.627
12	27.991	17.890	33.574	35.586	1'55.041	177,6	10:15'09.668

Lap	Seg.1	Seg.2	Seg.3	Seg.4	Lap Time	km/h	Local Time
1					9:45'55.103		9:45'55.103
2	34.783	18.573	34.545	36.642	2'04.543P	175,6	9:47'59.646
3	28.800	18.186	33.910	36.054	1'56.950	177,3	9:49'56.596
4	28.376	17.665	33.394	35.868	1'55.303	184,6	9:51'51.899
5	28.176	17.651	33.584	36.052	1'55.463	181,5	9:53'47.362
6	28.204	17.728	33.485	36.234	1'55.651	179,4	9:55'43.013
7	28.073	17.560	33.091	36.219	1'54.943	184,0	9:57'37.956
8	28.395	17.841	33.510	35.740	1'55.486	177,0	9:59'33.442
9	28.337	17.880	33.720	36.291	1'56.228	176,2	10:01'29.670
10	28.377	17.880	34.377	1'43.842	3'04.476P	175,6	10:04'34.146
11	35.663	17.813	33.349	36.207	2'03.032P	179,7	10:06'37.178
12	27.941	17.543	33.580	35.913	1'54.977	183,4	10:08'32.155
13	28.339	17.623	33.267	35.842	1'55.071	182,4	10:10'27.226
14	28.131	17.631	33.210	35.715	1'54.687	182,1	10:12'21.913
15	28.150	17.771	33.213	35.663	1'54.797	179,1	10:14'16.710
16	28.136	17.748	33.239	35.470	1'54.593	180,6	10:16'11.303

Lap	Seg.1	Seg.2	Seg.3	Seg.4	Lap Time	km/h	Local Time
1					9:45'55.103		9:45'55.103
2	37.225	18.806	35.715	38.208	2'09.954P	175,6	9:47'51.683
3	29.092	18.192	34.517	36.460	1'58.261	178,8	9:49'49.944
4	28.856	17.838	33.694	35.898	1'56.286	177,6	9:51'46.230
5	28.490	17.888	33.540	35.776	1'55.694	176,2	9:53'41.924
6	28.820	17.798	33.525	39.208	1'59.351	179,4	9:55'41.275
7	28.154	18.101	34.014	5'57.404	7'17.673P	177,3	10:02'58.948
8	42.962	19.098	35.053	49.750	2'26.863P	167,4	10:05'25.811
9	28.268	17.897	33.857	36.463	1'56.485	174,5	10:07'22.296
10	28.189	17.885	33.376	36.137	1'55.587	180,3	10:09'17.883
11	28.222	17.813	33.574	35.667	1'55.276	177,9	10:11'13.159
12	31.000	18.330	34.040	36.531	1'59.901	172,2	10:13'13.060
13	28.292	18.044	33.734	35.795	1'55.865	172,5	10:15'08.925

Lap	Seg.1	Seg.2	Seg.3	Seg.4	Lap Time	km/h	Local Time
1					9:45'55.103		9:45'55.103
2	37.083	19.336	36.506	37.595	2'10.520P	172,5	9:47'39.296
3	29.150	18.021	35.104	36.578	1'58.853	177,9	9:49'38.149
4	28.699	18.105	33.975	36.382	1'57.161	174,8	9:51'35.310

Lap	Seg.1	Seg.2	Seg.3	Seg.4	Lap Time	km/h	Local Time
1					9:45'55.103		9:45'55.103
2	37.083	19.336	36.506	37.595	2'10.520P	172,5	9:47'39.296
3	29.150	18.021</					



Motul Spanish Round, 24-26 September 2021 Chronological Analysis Free Practice 1st Session

5	28.439	17.887	33.558	36.515	1'56.399	178,8	9:53'31.709
6	28.260	17.806	33.774	36.137	1'55.977	179,7	9:55'27.686
7	28.323	17.744	33.583	5'13.628	6'33.278P	183,4	10:02'00.964
8	55.608	19.250	35.234	43.089	2'33.181P	177,6	10:04'34.145
9	28.853	17.854	33.683	35.947	1'56.337	179,7	10:06'30.482
10	28.635	17.934	33.463	36.020	1'56.052	180,3	10:08'26.534
11	28.310	17.891	33.893	35.936	1'56.030	175,9	10:10'22.564
12	28.208	17.747	33.847	35.786	1'55.588	174,2	10:12'18.152
13	28.530	17.799	33.887	36.012	1'56.228	177,3	10:14'14.380
14	28.153	17.736	33.795	35.842	1'55.526	179,1	10:16'09.906

32°								35 Y. SAIZ MARQUEZ (1'55.749)				
Lap	Seg.1	Seg.2	Seg.3	Seg.4	Lap Time	km/h	Local Time					
1								9:45'43.390				
2	37.364	18.964	38.585	38.469	2'13.382P	178,2	9:47'56.772					
3	29.341	18.142	34.513	36.879	1'58.875	177,0	9:49'55.647					
4	28.946	18.041	34.324	36.699	1'58.010	177,6	9:51'53.657					
5	30.403	18.433	34.839	36.641	2'00.316	173,6	9:53'53.973					
6	28.733	18.086	34.042	36.521	1'57.382	174,5	9:55'51.355					
7	28.569	18.091	34.724	4'42.020	6'03.404P	175,3	10:01'54.759					
8	1'01.941	18.250	38.562	39.981	2'38.734P	175,9	10:04'33.493					
9	28.793	17.861	38.542	36.857	2'02.053	178,8	10:06'35.546					
10	28.726	17.860	33.554	36.246	1'56.386	180,0	10:08'31.932					
11	28.392	17.858	34.032	36.161	1'56.443	177,9	10:10'28.375					
12	28.245	18.073	33.990	36.086	1'56.394	178,2	10:12'24.769					
13	28.160	17.823	34.220	36.496	1'56.699	178,5	10:14'21.468					
14	28.259	17.855	33.722	35.913	1'55.749	177,3	10:16'17.217					

33°								23 S. MARKARIAN (1'55.765)				
Lap	Seg.1	Seg.2	Seg.3	Seg.4	Lap Time	km/h	Local Time					
1								9:45'48.787				
2	35.356	18.851	35.869	38.262	2'08.338P	176,2	9:47'57.125					
3	28.596	17.697	33.752	36.243	1'56.288	183,4	9:49'53.413					
4				33.914	35.910	1'55.765	183,4	9:51'49.178				
5	28.221	17.671	33.633	36.877	1'56.402	180,3	9:53'45.580					
6	30.590	17.995	35.170	9'34.267	10'58.022P	181,2	10:04'43.602					

34°								93 M. GAGGI (1'55.804)				
Lap	Seg.1	Seg.2	Seg.3	Seg.4	Lap Time	km/h	Local Time					
1								9:49'53.510				
2					1'57.278							
3					1'56.574							
4					1'56.309							
5					5'09.323P							
6	36.175	18.716	35.319	50.213	2'20.423P	171,7	10:03'13.417					
7	43.323	18.892	34.300	36.065	2'12.580P	158,8	10:05'25.997					
8	28.243	17.838	33.626	36.097	1'55.804	178,8	10:07'21.801					
9	28.459	18.083	33.785	36.490	1'56.817	178,2	10:09'18.618					
10	28.331	17.976	33.666	35.862	1'55.835	176,8	10:11'14.453					
11	28.181	17.913	33.595	36.158	1'55.847	176,8	10:13'10.300					
12	28.399	18.198	33.822	36.299	1'56.718	172,5	10:15'07.018					

35°								53 P. SVOBODA (1'56.052)				
Lap	Seg.1	Seg.2	Seg.3	Seg.4	Lap Time	km/h	Local Time					
1								9:45'29.305				
2	37.418	18.809	36.641	37.383	2'10.251P	180,9	9:47'39.556					
3	29.108	17.799	36.099	38.152	2'01.158	180,6	9:49'40.714					
4	28.536	17.545	33.759	36.212	1'56.052	181,8	9:51'36.766					
5	28.357	17.847	34.124	36.103	1'56.431	178,8	9:53'33.197					
6	28.133	17.315	34.155	36.496	1'56.099	187,2	9:55'29.296					
7	28.071	17.630	33.860	36.161	1'55.722C	180,0	9:57'25.018					
8	28.699	17.729	33.947	7'32.302	8'52.677P	179,1	10:06'17.695					
9	33.908	20.039	40.780	36.322	2'11.049P	154,5	10:08'28.744					

36°									8 B. IERACI (1'56.451)			
Lap	Seg.1	Seg.2	Seg.3	Seg.4	Lap Time	km/h	Local Time					
1								9:45'45.147				
2	35.648	18.390	34.859	37.673	2'06.570P	177,9	9:47'51.717					
3	28.654	17.726	33.829	36.242	1'56.451	181,5	9:49'48.168					
4	28.197	17.846	34.906	38.549	1'59.498	178,2	9:51'47.666					
5	27.932	17.526			8'03.511P	184,6	9:59'51.177					
6	39.672	18.370	34.206	36.535	2'08.783P	173,6	10:01'59.960					
7	30.519	18.183	34.092	37.917	2'00.711	173,4	10:04'00.671					
8	29.562	18.125	35.451	2'01.012	3'24.150P	173,6	10:07'24.821					
9	37.337	18.597	35.802	36.626	2'08.362P	173,4	10:09'33.183					
10	31.950	18.375	34.313	36.370	2'01.008	173,9	10:11'34.191					

37°									22 J. ROMERO (1'56.919)			
Lap	Seg.1	Seg.2	Seg.3	Seg.4	Lap Time	km/h	Local Time					
1								9:45'22.155				
2	34.560	19.023	36.063	38.383	2'08.029P	171,4	9:47'30.184					
3	29.340	18.613	35.345	37.704	2'01.002	172,2	9:49'31.186					
4	29.435	18.552	34.678	37.687	2'00.352	172,8	9:51'31.538					
5	29.096	18.468	34.643	36.981	1'59.188	172,5	9:53'30.726					
6	28.885	17.941	34.878	36.711	1'58.415	177,9	9:55'29.141					
7	28.550	17.773	34.914	4'50.170	6'11.407P	178,5	10:01'40.548					
8	1'18.862	18.386	36.089	39.540	2'52.877P	174,2	10:04'33.425					
9	28.528	17.803	34.211	36.788	1'57.330	178,2	10:06'30.755					
10	28.735	18.072	34.294	36.647	1'57.748	177,9	10:08'28.503					
11	28.823	17.885	33.880	36.587	1'57.175	180,6	10:10'25.678					
12	28.603	17.837	34.206	36.765	1'57.411	175,9	10:12'23.089					
13	28.854	17.733	34.691	37.030	1'58.308	179,1	10:14'21.397					
14	28.657	17.829	34.041	36.392	1'56.919	184,0	10:16'18.316					

38°									55 A. FRAPPOLA (1'57.644)			
Lap	Seg.1	Seg.2	Seg.3	Seg.4	Lap Time	km/h	Local Time					
1								9:45'31.245				
2	39.444	20.036	37.591	38.276	2'15.347P	172,0	9:47'46.592					
3	29.526	18.324	34.938	37.229	2'00.017	177,0	9:49'46.609					
4	29.296	18.374	35.362	36.815	1'59.847	181,2	9:51'46.456					
5	28.760	17.809	34.374	36.708	1'57.651	179,4	9:53'44.107					
6	28.900	18.299	35.291	36.957	1'59.447	175,0	9:55'43.554					
7	29.108	17.656	34.174	36.706	1'57.644	181,8	9:57'41.198					
8	28.685	17.937	34.244	36.925	1'57.791	174,8	9:59'38.989					
9	28.802	18.150	34.674	36.501	1'58.127	177,9	10:01'37.116					
10	28.758	18.265	35.940	2'13.868	3'36.831P	173,1	10:05'13.947					
11	35.854	18.563	39.017	36.585	2'10.019P	173,1	10:07'23.966					
12	28.659	18.134	34.425	36.537	1'57.755	175,9	10:09'21.721					
13	28.630	18.106	34.490	36.609	1'57.835	174,8	10:11'19.556					
14	28.587	18.207	34.378	36.600	1'57.772	173,1	10:13'17.328					
15	28.873	18.774	36.468	37.506	2'01.621	163,9	10:15'18.949					

39°									18 I. OFFER (1'58.986)			
Lap	Seg.1	Seg.2	Seg.3	Seg.4	Lap Time	km/h	Local Time					
1								9:45'37.303				
2	40.607	19.403	40.213	1'52.694	3'32.917P	160,0	9:49'10.220					
3	36.885	19.123	36.032	38.088	2'10.128P	170,6	9:51'20.348					
4	29.437	18.718	35.386	37.833	2'01.374	172,0	9:53'21.722					
5	29.248	18.609	35.151	37.631	2'00.639	171,7	9:55'22.361					
6	29.349	18.549	40.476	4'53.026	6'21.400P	172,0	10:01'43.761					
7	1'14.644	18.785	37.904	38.682	2'50.015P	173,4	10:04'33.776					
8	29.176	18.159	34.617	37.034	1'58.986	179,4	10:06'32.762					
9	39.304	19.326	36.241	2'53.608	4'28.479P	178,2	10:11'01.241					
10	35.271	19.193	42.763	38.128	2'15.355P	155,2	10:13'16.596					
11	29.563	19.102	36.617	37.639	2'02.921	159,8	10:15'19.517					

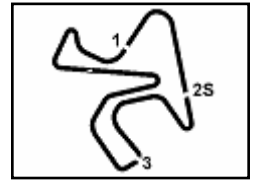
24/09/2021

P = Pits In/Out - C = Lap Time Cancelled

These data/results cannot be reproduced, stored and/or transmitted in whole or in part by any manner of electronic, mechanical, photocopying, recording, broadcasting or otherwise now known or herein after developed without the previous express consent by the copyright owner, except for reproduction in daily press and regular printed publications on sale to the public within 60 days of the event related to those data/results and always provided that copyright symbol appears together as follows below.

© DORNA WSBK ORGANIZATION Srl 2021





Motul Spanish Round, 24-26 September 2021

Chronological Analysis Free Practice 1st Session

40° 56 J. KOCOUREK (1'59.220)							
Lap	Seg.1	Seg.2	Seg.3	Seg.4	Lap Time	km/h	Local Time
1							9:45'30.478
2	38.585	19.092	37.158	39.797	2'14.632P	174,2	9:47'45.110
3	30.810	18.486	36.194	39.076	2'04.566	176,2	9:49'49.676
4	30.497	18.654	35.800	38.742	2'03.693	180,9	9:51'53.369
5	30.605	18.810	36.011	38.340	2'03.766	174,5	9:53'57.135
6	29.730	18.648	35.496	38.363	2'02.237	171,2	9:55'59.372
7	29.730	18.838	35.191	38.177	2'01.936	172,5	9:58'01.308
8	29.630	18.542	34.995	38.628	2'01.795	172,8	10:00'03.103
9	29.216	18.488	34.689	37.384	1'59.777	173,9	10:02'02.880
10	29.252	18.570	34.776	3'02.132	4'24.730P	171,4	10:06'27.610
11	42.643	18.493	34.683	37.256	2'13.075P	178,2	10:08'40.685
12	29.385	18.283	34.845	37.529	2'00.042C	175,3	10:10'40.727
13	29.412	18.555	34.671	37.494	2'00.132	171,4	10:12'40.859
14	29.232	18.465	34.577	37.148	1'59.422	171,7	10:14'40.281
15	28.921	18.293	34.688	37.318	1'59.220	173,6	10:16'39.501

41° 70 M. DUARTE (1'59.384)							
Lap	Seg.1	Seg.2	Seg.3	Seg.4	Lap Time	km/h	Local Time
1							9:45'28.736
2	38.735	19.378	44.296	38.264	2'20.673P	178,2	9:47'49.409
3	29.766	18.485	37.876	38.515	2'04.642	177,6	9:49'54.051
4	29.454	18.410	35.237	36.989	2'00.090	175,9	9:51'54.141
5	30.312	18.346	35.512	37.281	2'01.451	182,1	9:53'55.592
6	29.264	18.390	35.340	37.394	2'00.388	175,3	9:55'55.980
7	29.193	18.369	35.036	37.180	1'59.778	175,0	9:57'55.758
8	29.225	18.505	38.189	37.524	2'03.443	171,4	9:59'59.201
9	29.322	18.540	35.284	43.905	2'07.051	172,8	10:02'06.252
10	29.020	18.461	34.863	37.040	1'59.384	173,4	10:04'05.636
11	29.107	18.481	34.723	38.057	2'00.368	172,8	10:06'06.004
12	33.569	20.023	37.185	52.870	2'23.647P	160,0	10:08'29.651
13	40.364	18.779	35.544	37.392	2'12.079CP	178,8	10:10'41.730
14	29.305	18.370	34.955	36.959	1'59.589	175,6	10:12'41.319
15	29.755	18.473	35.262	37.292	2'00.782	175,9	10:14'42.101
16	29.315	18.297	36.586	39.488	2'03.686	174,2	10:16'45.787

42° 7 J. GIMBERT							
Lap	Seg.1	Seg.2	Seg.3	Seg.4	Lap Time	km/h	Local Time
1							9:45'33.211

24/09/2021 P = Pits In/Out - C = Lap Time Cancelled

These data/results cannot be reproduced, stored and/or transmitted in whole or in part by any manner of electronic, mechanical, photocopying, recording, broadcasting or otherwise now known or herein after developed without the previous express consent by the copyright owner, except for reproduction in daily press and regular printed publications on sale to the public within 60 days of the event related to those data/results and always provided that copyright symbol appears together as follows below.

© DORNA WSBK ORGANIZATION Srl 2021

