

Motul Spanish Round, 24-26 September 2021

Results Warm Up

Jerez 4.423 m
1 / 2

No.	Rider	Nat	Team	Bike	Time	Gap	Rel.	Laps	Speed	
									Avg	Max
1	54 B. SOFUOGLU	TUR	Biblion Yamaha Motocrossing	Yamaha YZF-R3	1'52.880			8	141,060	186,5
2	99 A. HUERTAS	ESP	MTM Kawasaki	Kawasaki Ninja 400	1'52.892	0.012	0.012	8	141,045	187,5
3	1 J. BUIS	NED	MTM Kawasaki	Kawasaki Ninja 400	1'52.899	0.019	0.007	8	141,036	191,2
4	46 S. DI SORA	FRA	Leader Team Flembbo	Kawasaki Ninja 400	1'53.107	0.227	0.208	8	140,776	191,2
5	13 A. DIAZ CEBRIAN	ESP	Arco-Motor University Team	Yamaha YZF-R3	1'53.152	0.272	0.045	8	140,720	189,1
6	58 I. IGLESIAS	ESP	SMW Racing	Kawasaki Ninja 400	1'53.271	0.391	0.119	8	140,573	192,5
7	8 B. IERACI	ITA	Prodina Team WorldSSP300	Kawasaki Ninja 400	1'53.275	0.395	0.004	7	140,568	190,8
8	19 V. RODRIGUEZ NUNEZ	ESP	Machado CAME SBK	Yamaha YZF-R3	1'53.317	0.437	0.042	8	140,516	188,2
9	77 R. BIJMAN	NED	Machado CAME SBK	Yamaha YZF-R3	1'53.351	0.471	0.034	8	140,473	188,2
10	87 T. KAWAKAMI	BRA	AD78 Team Brasil by MS Racing	Yamaha YZF-R3	1'53.472	0.592	0.121	8	140,324	190,8
11	61 Y. OKAYA	JPN	MTM Kawasaki	Kawasaki Ninja 400	1'53.495	0.615	0.023	8	140,295	191,8
12	52 O. KONIG	CZE	Movisio by MIE	Kawasaki Ninja 400	1'53.504	0.624	0.009	8	140,284	190,8
13	94 F. LLAMBIAS	URU	Machado CAME SBK	Yamaha YZF-R3	1'53.523	0.643	0.019	8	140,261	183,4
14	17 K. MEUFFELS	NED	MTM Kawasaki	Kawasaki Ninja 400	1'53.616	0.736	0.093	8	140,146	192,9
15	41 M. GARCIA	ESP	Prodina Team WorldSSP300	Kawasaki Ninja 400	1'53.654	0.774	0.038	8	140,099	187,2
16	26 M. GENNAI	ITA	Team BRcorse	Yamaha YZF-R3	1'53.897	1.017	0.243	8	139,800	189,8
17	83 M. KAWAKAMI	BRA	AD78 Team Brasil by MS Racing	Yamaha YZF-R3	1'53.938	1.058	0.041	8	139,750	189,5
18	98 A. MILLAN GOMEZ	ESP	2R Racing	Kawasaki Ninja 400	1'53.992	1.112	0.054	8	139,683	189,8
19	28 Y. RUIZ	ESP	Yamaha MS Racing	Yamaha YZF-R3	1'54.020	1.140	0.028	8	139,649	185,6
20	7 J. GIMBERT	FRA	OUTDO TPR Team Pedercini Racing	Kawasaki Ninja 400	1'54.047	1.167	0.027	8	139,616	185,2
21	2 A. CARRION	ESP	Kawasaki GP Project	Kawasaki Ninja 400	1'54.054	1.174	0.007	8	139,608	184,3
22	7 A. STEEMAN	NED	Freudenberg KTM WorldSSP Team	KTM RC 390 R	1'54.188	1.308	0.134	8	139,444	189,5
23	59 A. ZANCA	ITA	Kawasaki GP Project	Kawasaki Ninja 400	1'54.194	1.314	0.006	8	139,436	190,5
24	53 P. SVOBODA	CZE	WRP Wepol Racing	Yamaha YZF-R3	1'54.272	1.392	0.078	8	139,341	187,8
25	85 K. SABATUCCI	ITA	Kawasaki GP Project	Kawasaki Ninja 400	1'54.323	1.443	0.051	8	139,279	186,5
26	20 D. LOUREIRO	RSA	Fusport - Rt Motorsports by SKM Kawasaki	Kawasaki Ninja 400	1'54.356	1.476	0.033	8	139,239	188,2
27	93 M. GAGGI	ITA	Biblion Yamaha Motocrossing	Yamaha YZF-R3	1'54.445	1.565	0.089	8	139,131	188,8
28	15 A. COPPOLA	ITA	Team Trasimeno	Yamaha YZF-R3	1'54.460	1.580	0.015	8	139,112	187,8
29	11 A. CARRASCO	ESP	Kawasaki Provec WorldSSP300	Kawasaki Ninja 400	1'54.548	1.668	0.088	8	139,005	180,9
30	23 S. MARKARIAN	FRA	Leader Team Flembbo	Kawasaki Ninja 400	1'54.858	1.978	0.310	3	138,630	180,6
31	22 J. ROMERO	ARG	SMW Racing	Kawasaki Ninja 400	1'55.835	2.955	0.977	8	137,461	187,5
32	56 J. KOCOUREK	CZE	Accolade Smrz Racing	Kawasaki Ninja 400	1'56.312	3.432	0.477	7	136,897	179,1
33	70 M. DUARTE	POR	Yamaha MS Racing	Yamaha YZF-R3	1'59.261	6.381	2.949	7	133,512	180,0
34	18 I. OFFER	GBR	SMW Racing	Kawasaki Ninja 400	1'59.765	6.885	0.504	6	132,950	175,9
35	80 G. MASTROLUCA	ITA	ProGP Racing	Yamaha YZF-R3				3		176,5
36	35 Y. SAIZ MARQUEZ	ESP	Vinales Racing Team	Yamaha YZF-R3				0		
37	55 A. FRAPPOLA	ITA	Chiodo Moto Racing	Kawasaki Ninja 400				0		
38	73 J. PEREZ GONZALEZ	ESP	Accolade Smrz Racing	Kawasaki Ninja 400				0		
39	97 F. PALAZZI	ITA	ProGP Racing	Yamaha YZF-R3				0		

AIR	Humidity:	81%	Temp:	19°C
TRACK	Condition:	Dry	Temp:	23°C

Records	Pole	(SP)	2019 V.Steeman	1'52.199	141,920	Km/h
	Race	(RC2)	2019 K.Meuffels	1'52.778	141,190	Km/h
	All Times	(SP)	2019 V.Steeman	1'52.199	141,920	Km/h

Start 26/09/2021 09:50 End 10:07 The results are provisional until the end of the time limit for protests and appeals and the completion of the technical checks.

These data/results cannot be reproduced, stored and/or transmitted in whole or in part by any manner of electronic, mechanical, photocopying, recording, broadcasting or otherwise now known or herein after developed without the previous express consent by the copyright owner, except for reproduction in daily press and regular printed publications on sale to the public within 60 days of the event related to those data/results and always provided that copyright symbol appears together as follows below.

© DORNA WSBK ORGANIZATION Srl 2021





Motul Spanish Round, 24-26 September 2021

Results Warm Up

Session Highlights

Local Time	No. Rider	Description
09.50.00		Start
09.55.04	26 M. GENNAI	Lap Cancelled (1'55.151) - Exceeded Track Limits - Turn 4
09.55.20	1 J. BUIS	Lap Cancelled (1'53.851) - Exceeded Track Limits - Turn 10
09.55.38	61 Y. OKAYA	Lap Cancelled (1'54.493) - Exceeded Track Limits - Turn 10
09.56.56	41 M. GARCIA	Lap Cancelled (1'55.136) - Exceeded Track Limits - Turn 4
09.57.47	23 S. MARKARIAN	Crashed - Turn 6
09.58.14	85 K. SABATUCCI	Current Lap Cancelled - Exceeded Track Limits - Turn 4
10.03.02	53 P. SVOBODA	Lap Cancelled (1'55.411) - Exceeded Track Limits - Turn 4
10.03.15	2 A. CARRION	Lap Cancelled (1'55.481) - Exceeded Track Limits - Turn 4
10.05.01	28 Y. RUIZ	Lap Cancelled (1'53.689) - Exceeded Track Limits - Turn 13
10.07.10	93 M. GAGGI	Lap Cancelled (1'55.032) - Exceeded Track Limits - Turn 13
10.07.26	85 K. SABATUCCI	Lap Cancelled (1'53.670) - Exceeded Track Limits - Turn 13
10.07.41		End Of Session

Fastest Laps Sequence

No.	Rider	Nat	Team	Bike	Local Time	Time	Gap	Avg
56	J. KOCOUREK	CZE	Accolade Smrz Racing	Kawasaki Ninja 400	09:54'06.465	1'58.898		133,920
11	A. CARRASCO	ESP	Kawasaki Provec WorldSSP300	Kawasaki Ninja 400	09:54'15.251	1'56.809	-2.089	136,315
83	M. KAWAKAMI	BRA	AD78 Team Brasil by MS Racing	Yamaha YZF-R3	09:54'27.003	1'55.921	-0.888	137,359
99	A. HUERTAS	ESP	MTM Kawasaki	Kawasaki Ninja 400	09:54'34.606	1'54.795	-1.126	138,706
85	K. SABATUCCI	ITA	Kawasaki GP Project	Kawasaki Ninja 400	09:54'34.627	1'54.621	-0.174	138,917
58	I. IGLESIAS	ESP	SMW Racing	Kawasaki Ninja 400	09:54'36.536	1'53.523	-1.098	140,261
19	V. RODRIGUEZ NUNEZ	ESP	Machado CAME SBK	Yamaha YZF-R3	09:56'29.680	1'53.317	-0.206	140,516
58	I. IGLESIAS	ESP	SMW Racing	Kawasaki Ninja 400	09:56'29.807	1'53.271	-0.046	140,573
54	B. SOFUOGLU	TUR	Biblion Yamaha Motoxrcing	Yamaha YZF-R3	09:56'40.660	1'52.967	-0.304	140,951
99	A. HUERTAS	ESP	MTM Kawasaki	Kawasaki Ninja 400	09:58'26.101	1'52.892	-0.075	141,045
54	B. SOFUOGLU	TUR	Biblion Yamaha Motoxrcing	Yamaha YZF-R3	10:04'16.560	1'52.880	-0.012	141,060

Start 09:50 End 10:07 The results are provisional until the end of the time limit for protests and appeals and the completion of the technical checks.

These data/results cannot be reproduced, stored and/or transmitted in whole or in part by any manner of electronic, mechanical, photocopying, recording, broadcasting or otherwise now known or herein after developed without the previous express consent by the copyright owner, except for reproduction in daily press and regular printed publications on sale to the public within 60 days of the event related to those data/results and always provided that copyright symbol appears together as follows below.

© DORNA WSBK ORGANIZATION Srl 2021



Official Fuel Supplier

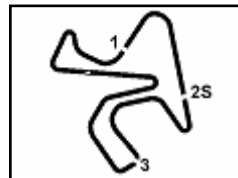


PIRELLI

Official Tyre Supplier



Official Timekeeper



Jerez 4.423 m

Motul Spanish Round, 24-26 September 2021

Starting Grid - Race 2 (13 Laps x 4,423 km = 57,499 km)

1	1	99 HUERTAS A. Kawasaki 1'52.289	2	54 SOFUOGLU B. Yamaha 1'52.498	3	83 KAWAKAMI M. Yamaha 1'52.629
2	4	58 IGLESIAS I. Kawasaki 1'52.783	5	41 GARCIA M. Kawasaki 1'52.796	6	85 SABATUCCI K. Kawasaki 1'52.825
3	7	8 IERACI B. Kawasaki 1'52.879	8	61 OKAYA Y. Kawasaki 1'52.883	9	46 DI SORA S. Kawasaki 1'52.910
4	10	15 COPPOLA A. Yamaha 1'53.025	11	1 BUIS J. Kawasaki 1'53.052	12	87 KAWAKAMI T. Yamaha 1'53.253
5	13	59 ZANCA A. Kawasaki 1'53.278	14	13 DIAZ CEBRIAN A. Yamaha 1'53.287	15	28 RUIZ Y. Yamaha 1'53.409
6	16	77 BIJMAN R. Yamaha 1'53.424	17	20 LOUREIRO D. Kawasaki 1'53.518	18	98 MILLAN GOMEZ A. Kawasaki 1'53.520
7	19	94 LLAMBIAS F. Yamaha 1'53.642	20	17 MEUFFELS K. Kawasaki 1'53.666	21	52 KONIG O. Kawasaki 1'53.853
8	22	2 CARRION A. Kawasaki 1'53.913	23	26 GENNAI M. Yamaha 1'53.950	24	23 MARKARIAN S. Kawasaki 1'54.096
9	25	11 CARRASCO A. Kawasaki 1'54.248	26	93 GAGGI M. Yamaha 1'54.256	27	53 SVOBODA P. Yamaha 1'54.357
10	28	19 RODRIGUEZ NUNEZ Yamaha 1'54.438	29	7 GIMBERT J. Kawasaki 1'54.447	30	56 KOCOUREK J. Kawasaki 1'56.385
11	31	70 DUARTE M. Yamaha 1'58.970	32	18 OFFER I. Kawasaki 1'59.752	33	72 STEEMAN V. KTM 1'53.156
12	34	22 ROMERO J. Kawasaki 1'55.624				

N. 35 - 55 - 73 - 97 will not take part in the race.

N.43 - 80 - 88 will not take part in the race. Declared unfit after Race 1

N.72 (Steeaman V.) will start from the pit lane according to Art. 1.21.23 (engine allocation)

N.22 (Romero J.) will start from the pit lane according to Art. 2.7.3

26/09/2021 The Race Director

* = Penalized

These data/results cannot be reproduced, stored and/or transmitted in whole or in part by any manner of electronic, mechanical, photocopying, recording, broadcasting or otherwise now known or herein after developed without the previous express consent by the copyright owner, except for reproduction in daily press and regular printed publications on sale to the public within 60 days of the event related to those data/results and always provided that copyright symbol appears together as follows below. © DORNA WSBK ORGANIZATION Srl 2021



Official Fuel Supplier



Official Tyre Supplier



Official Timekeeper



Motul Spanish Round, 24-26 September 2021

Best Sectors & Speed Warm Up

Jerez 4.423 m

BEST LAP		
1	54 B. SOFUOGLU	Yamaha YZF-R3 1'52.880
2	99 A. HUERTAS	Kawasaki Ninja 400 1'52.892
3	1 J. BUIS	Kawasaki Ninja 400 1'52.899
4	46 S. DI SORA	Kawasaki Ninja 400 1'53.107
5	13 A. DIAZ CEBRIAN	Yamaha YZF-R3 1'53.152
6	58 I. IGLESIAS	Kawasaki Ninja 400 1'53.271
7	8 B. IERACI	Kawasaki Ninja 400 1'53.275
8	19 V. RODRIGUEZ NUNEZ	Yamaha YZF-R3 1'53.317
9	77 R. BIJMAN	Yamaha YZF-R3 1'53.351
10	87 T. KAWAKAMI	Yamaha YZF-R3 1'53.472
11	61 Y. OKAYA	Kawasaki Ninja 400 1'53.495
12	52 O. KONIG	Kawasaki Ninja 400 1'53.504
13	94 F. LLAMBIAS	Yamaha YZF-R3 1'53.523
14	17 K. MEUFFELS	Kawasaki Ninja 400 1'53.616
15	41 M. GARCIA	Kawasaki Ninja 400 1'53.654
16	26 M. GENNAI	Yamaha YZF-R3 1'53.897
17	83 M. KAWAKAMI	Yamaha YZF-R3 1'53.938
18	98 A. MILLAN GOMEZ	Kawasaki Ninja 400 1'53.992
19	28 Y. RUIZ	Yamaha YZF-R3 1'54.020
20	7 J. GIMBERT	Kawasaki Ninja 400 1'54.047
21	2 A. CARRION	Kawasaki Ninja 400 1'54.054
22	72 V. STEEMAN	KTM RC 390 R 1'54.188
23	59 A. ZANCA	Kawasaki Ninja 400 1'54.194
24	53 P. SVOBODA	Yamaha YZF-R3 1'54.272
25	85 K. SABATUCCI	Kawasaki Ninja 400 1'54.323
26	20 D. LOUREIRO	Kawasaki Ninja 400 1'54.356
27	93 M. GAGGI	Yamaha YZF-R3 1'54.445
28	15 A. COPPOLA	Yamaha YZF-R3 1'54.460
29	11 A. CARRASCO	Kawasaki Ninja 400 1'54.548
30	23 S. MARKARIAN	Kawasaki Ninja 400 1'54.858
31	22 J. ROMERO	Kawasaki Ninja 400 1'55.835
32	56 J. KOCOUREK	Kawasaki Ninja 400 1'56.312
33	70 M. DUARTE	Yamaha YZF-R3 1'59.261
34	18 I. OFFER	Kawasaki Ninja 400 1'59.765
35	35 Y. SAIZ MARQUEZ	Yamaha YZF-R3
36	55 A. FRAPPOLA	Kawasaki Ninja 400
37	73 J. PEREZ GONZALEZ	Kawasaki Ninja 400
38	80 G. MASTROLUCA	Yamaha YZF-R3
39	97 F. PALAZZI	Yamaha YZF-R3

SPEED		
1	17 K. MEUFFELS	Kawasaki Ninja 400 192,9
2	58 I. IGLESIAS	Kawasaki Ninja 400 192,5
3	61 Y. OKAYA	Kawasaki Ninja 400 191,8
4	1 J. BUIS	Kawasaki Ninja 400 191,2
5	46 S. DI SORA	Kawasaki Ninja 400 191,2
6	87 T. KAWAKAMI	Yamaha YZF-R3 190,8
7	52 O. KONIG	Kawasaki Ninja 400 190,8
8	8 B. IERACI	Kawasaki Ninja 400 190,8
9	59 A. ZANCA	Kawasaki Ninja 400 190,5
10	26 M. GENNAI	Yamaha YZF-R3 189,8
11	98 A. MILLAN GOMEZ	Kawasaki Ninja 400 189,8
12	72 V. STEEMAN	KTM RC 390 R 189,5
13	83 M. KAWAKAMI	Yamaha YZF-R3 189,5
14	13 A. DIAZ CEBRIAN	Yamaha YZF-R3 189,1
15	93 M. GAGGI	Yamaha YZF-R3 188,8
16	20 D. LOUREIRO	Kawasaki Ninja 400 188,2
17	77 R. BIJMAN	Yamaha YZF-R3 188,2
18	19 V. RODRIGUEZ NUNEZ	Yamaha YZF-R3 188,2
19	53 P. SVOBODA	Yamaha YZF-R3 187,8
20	15 A. COPPOLA	Yamaha YZF-R3 187,8
21	22 J. ROMERO	Kawasaki Ninja 400 187,5
22	99 A. HUERTAS	Kawasaki Ninja 400 187,5
23	41 M. GARCIA	Kawasaki Ninja 400 187,2
24	85 K. SABATUCCI	Kawasaki Ninja 400 186,5
25	54 B. SOFUOGLU	Yamaha YZF-R3 186,5
26	28 Y. RUIZ	Yamaha YZF-R3 185,6
27	7 J. GIMBERT	Kawasaki Ninja 400 185,2
28	2 A. CARRION	Kawasaki Ninja 400 184,3
29	94 F. LLAMBIAS	Yamaha YZF-R3 183,4
30	11 A. CARRASCO	Kawasaki Ninja 400 180,9
31	23 S. MARKARIAN	Kawasaki Ninja 400 180,6
32	70 M. DUARTE	Yamaha YZF-R3 180,0
33	56 J. KOCOUREK	Kawasaki Ninja 400 179,1
34	80 G. MASTROLUCA	Yamaha YZF-R3 176,5
35	18 I. OFFER	Kawasaki Ninja 400 175,9

SEG. 1			SEG. 2			SEG. 3			SEG. 4		
1	54 B. SOFUOGLU	27.539	1	52 O. KONIG	17.113	1	1 J. BUIS	32.788	1	13 A. DIAZ CEBRIAN	34.930
2	19 V. RODRIGUEZ NUNEZ	27.564	2	58 I. IGLESIAS	17.136	2	46 S. DI SORA	32.822	2	54 B. SOFUOGLU	35.032
3	99 A. HUERTAS	27.592	3	26 M. GENNAI	17.157	3	54 B. SOFUOGLU	32.823	3	99 A. HUERTAS	35.107
4	46 S. DI SORA	27.596	4	59 A. ZANCA	17.186	4	58 I. IGLESIAS	32.833	4	58 I. IGLESIAS	35.157
5	1 J. BUIS	27.641	5	19 V. RODRIGUEZ NUNEZ	17.199	5	8 B. IERACI	32.854	5	19 V. RODRIGUEZ NUNEZ	35.201
6	85 K. SABATUCCI	27.659	6	87 T. KAWAKAMI	17.205	6	99 A. HUERTAS	32.874	6	1 J. BUIS	35.214
7	94 F. LLAMBIAS	27.675	7	46 S. DI SORA	17.209	7	52 O. KONIG	32.911	7	77 R. BIJMAN	35.224
8	77 R. BIJMAN	27.678	8	53 P. SVOBODA	17.211	8	83 M. KAWAKAMI	32.963	8	26 M. GENNAI	35.254
9	8 B. IERACI	27.688	9	1 J. BUIS	17.226	9	85 K. SABATUCCI	32.968	9	17 K. MEUFFELS	35.277
10	58 I. IGLESIAS	27.693	10	17 K. MEUFFELS	17.231	10	13 A. DIAZ CEBRIAN	32.969	10	61 Y. OKAYA	35.297
11	28 Y. RUIZ	27.714	11	54 B. SOFUOGLU	17.238	11	2 A. CARRION	32.986	11	46 S. DI SORA	35.303
12	61 Y. OKAYA	27.720	12	99 A. HUERTAS	17.246	12	19 V. RODRIGUEZ NUNEZ	33.030	12	52 O. KONIG	35.308
13	52 O. KONIG	27.736	13	77 R. BIJMAN	17.258	13	61 Y. OKAYA	33.034	13	87 T. KAWAKAMI	35.309
14	87 T. KAWAKAMI	27.743	14	28 Y. RUIZ	17.280	14	41 M. GARCIA	33.035	14	72 V. STEEMAN	35.311
15	20 D. LOUREIRO	27.761	15	8 B. IERACI	17.283	15	87 T. KAWAKAMI	33.036	15	83 M. KAWAKAMI	35.321
16	17 K. MEUFFELS	27.773	16	61 Y. OKAYA	17.294	16	77 R. BIJMAN	33.041	16	28 Y. RUIZ	35.322
17	13 A. DIAZ CEBRIAN	27.799	17	13 A. DIAZ CEBRIAN	17.295	17	7 J. GIMBERT	33.064	17	98 A. MILLAN GOMEZ	35.340
18	83 M. KAWAKAMI	27.799	18	20 D. LOUREIRO	17.352	18	94 F. LLAMBIAS	33.072	18	8 B. IERACI	35.341
19	41 M. GARCIA	27.837	19	2 A. CARRION	17.352	19	17 K. MEUFFELS	33.106	19	94 F. LLAMBIAS	35.379
20	98 A. MILLAN GOMEZ	27.842	20	94 F. LLAMBIAS	17.367	20	28 Y. RUIZ	33.150	20	41 M. GARCIA	35.381
21	15 A. COPPOLA	27.849	21	15 A. COPPOLA	17.375	21	53 P. SVOBODA	33.157	21	59 A. ZANCA	35.484
22	2 A. CARRION	27.886	22	85 K. SABATUCCI	17.376	22	98 A. MILLAN GOMEZ	33.159	22	7 J. GIMBERT	35.494
23	26 M. GENNAI	27.888	23	98 A. MILLAN GOMEZ	17.378	23	26 M. GENNAI	33.191	23	15 A. COPPOLA	35.497
24	93 M. GAGGI	27.897	24	93 M. GAGGI	17.385	24	20 D. LOUREIRO	33.216	24	20 D. LOUREIRO	35.548
25	7 J. GIMBERT	27.900	25	41 M. GARCIA	17.401	25	15 A. COPPOLA	33.219	25	23 S. MARKARIAN	35.549
26	53 P. SVOBODA	27.932	26	83 M. KAWAKAMI	17.456	26	59 A. ZANCA	33.219	26	11 A. CARRASCO	35.572
27	72 V. STEEMAN	27.945	27	72 V. STEEMAN	17.462	27	93 M. GAGGI	33.223	27	2 A. CARRION	35.596
28	11 A. CARRASCO	27.977	28	7 J. GIMBERT	17.483	28	72 V. STEEMAN	33.264	28	53 P. SVOBODA	35.634
29	59 A. ZANCA	28.024	29	11 A. CARRASCO	17.614	29	11 A. CARRASCO	33.319	29	93 M. GAGGI	35.716
30	23 S. MARKARIAN	28.039	30	22 J. ROMERO	17.639	30	23 S. MARKARIAN	33.493	30	85 K. SABATUCCI	35.725
31	56 J. KOCOUREK	28.283	31	23 S. MARKARIAN	17.674	31	56 J. KOCOUREK	33.733	31	22 J. ROMERO	35.971
32	22 J. ROMERO	28.339	32	56 J. KOCOUREK	17.906	32	22 J. ROMERO	33.787	32	56 J. KOCOUREK	36.285
33	70 M. DUARTE	28.958	33	80 G. MASTROLUCA	18.266	33	18 I. OFFER	34.783	33	70 M. DUARTE	36.765
34	18 I. OFFER	29.097	34	70 M. DUARTE	18.347	34	70 M. DUARTE	34.874	34	18 I. OFFER	37.212
35	80 G. MASTROLUCA	29.552	35	18 I. OFFER	18.476	35	80 G. MASTROLUCA	35.242	35	80 G. MASTROLUCA	38.113

26/09/2021

These data/results cannot be reproduced, stored and/or transmitted in whole or in part by any manner of electronic, mechanical, photocopying, recording, broadcasting or otherwise now known or herein after developed without the previous express consent by the copyright owner, except for reproduction in daily press and regular printed publications on sale to the public within 60 days of the event related to those data/results and always provided that copyright symbol appears together as follows below.

© DORNA WSBK ORGANIZATION Srl 2021



Official Fuel Supplier

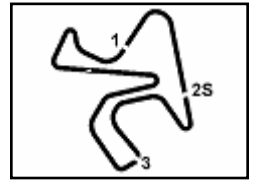


FICR PERUGIA TIMING

Official Tyre Supplier



Official Timekeeper



Motul Spanish Round, 24-26 September 2021

Ideal Times Warm Up

Jerez 4.423 m

1 / 2

No.	Rider	Nat	Bike	Seg. 1	Seg. 2	Seg. 3	Seg. 4	Ideal Time			
				Diff. 1	Diff. 2	Diff. 3	Diff. 4	Best Lap	Pos.	Diff.	
1	54 B. SOFUOGLU	TUR	Yamaha YZF-R3	27.539 +0.227	17.238 +0.021	32.823	35.032	1'52.632	1'52.880	1	0.248
2	58 I. IGLESIAS	ESP	Kawasaki Ninja 400	27.693 +0.131	17.136	32.833 +0.229	35.157 +0.092	1'52.819	1'53.271	6	0.452
3	99 A. HUERTAS	ESP	Kawasaki Ninja 400	27.592	17.246 +0.073	32.874	35.107	1'52.819	1'52.892	2	0.073
4	1 J. BUIS	NED	Kawasaki Ninja 400	27.641	17.226	32.788 +0.030	35.214	1'52.869	1'52.899	3	0.030
5	46 S. DI SORA	FRA	Kawasaki Ninja 400	27.596	17.209 +0.171	32.822 +0.006	35.303	1'52.930	1'53.107	4	0.177
6	13 A. DIAZ CEBRIAN	ESP	Yamaha YZF-R3	27.799 +0.118	17.295	32.969 +0.041	34.930	1'52.993	1'53.152	5	0.159
7	19 V. RODRIGUEZ NUNEZ	ESP	Yamaha YZF-R3	27.564 +0.219	17.199 +0.104	33.030	35.201	1'52.994	1'53.317	8	0.323
8	52 O. KONIG	CZE	Kawasaki Ninja 400	27.736	17.113 +0.095	32.911	35.308 +0.341	1'53.068	1'53.504	12	0.436
9	8 B. IERACI	ITA	Kawasaki Ninja 400	27.688	17.283 +0.109	32.854	35.341	1'53.166	1'53.275	7	0.109
10	77 R. BIJMAN	NED	Yamaha YZF-R3	27.678 +0.150	17.258	33.041	35.224	1'53.201	1'53.351	9	0.150
11	87 T. KAWAKAMI	BRA	Yamaha YZF-R3	27.743	17.205 +0.179	33.036	35.309	1'53.293	1'53.472	10	0.179
12	61 Y. OKAYA	JPN	Kawasaki Ninja 400	27.720	17.294 +0.026	33.034 +0.124	35.297	1'53.345	1'53.495	11	0.150
13	17 K. MEUFFELS	NED	Kawasaki Ninja 400	27.773 +0.128	17.231	33.106 +0.101	35.277	1'53.387	1'53.616	14	0.229
14	28 Y. RUIZ	ESP	Yamaha YZF-R3	27.714 +0.273	17.280 +0.067	33.150 +0.067	35.322 +0.147	1'53.466	1'54.020	19	0.554
15	26 M. GENNAI	ITA	Yamaha YZF-R3	27.888 +0.123	17.157 +0.200	33.191	35.254 +0.084	1'53.490	1'53.897	16	0.407
16	94 F. LLAMBIAS	URU	Yamaha YZF-R3	27.675	17.367	33.072 +0.030	35.379	1'53.493	1'53.523	13	0.030
17	83 M. KAWAKAMI	BRA	Yamaha YZF-R3	27.799 +0.177	17.456 +0.086	32.963	35.321 +0.136	1'53.539	1'53.938	17	0.399
18	41 M. GARCIA	ESP	Kawasaki Ninja 400	27.837	17.401	33.035	35.381	1'53.654	1'53.654	15	
19	98 A. MILLAN GOMEZ	ESP	Kawasaki Ninja 400	27.842	17.378 +0.174	33.159	35.340 +0.099	1'53.719	1'53.992	18	0.273
20	85 K. SABATUCCI	ITA	Kawasaki Ninja 400	27.659 +0.166	17.376 +0.113	32.968 +0.316	35.725	1'53.728	1'54.323	25	0.595
21	2 A. CARRION	ESP	Kawasaki Ninja 400	27.886 +0.212	17.352 +0.022	32.986	35.596	1'53.820	1'54.054	21	0.234
22	20 D. LOUREIRO	RSA	Kawasaki Ninja 400	27.761 +0.097	17.352 +0.179	33.216	35.548 +0.203	1'53.877	1'54.356	26	0.479
23	59 A. ZANCA	ITA	Kawasaki Ninja 400	28.024	17.186 +0.192	33.219	35.484 +0.089	1'53.913	1'54.194	23	0.281
24	53 P. SVOBODA	CZE	Yamaha YZF-R3	27.932 +0.184	17.211 +0.153	33.157	35.634 +0.001	1'53.934	1'54.272	24	0.338
25	15 A. COPPOLA	ITA	Yamaha YZF-R3	27.849 +0.350	17.375 +0.170	33.219	35.497	1'53.940	1'54.460	28	0.520
26	7 J. GIMBERT	FRA	Kawasaki Ninja 400	27.900 +0.044	17.483 +0.044	33.064	35.494 +0.018	1'53.941	1'54.047	20	0.106
27	72 V. STEEMAN	NED	KTM RC 390 R	27.945	17.462	33.264 +0.056	35.311 +0.150	1'53.982	1'54.188	22	0.206
28	93 M. GAGGI	ITA	Yamaha YZF-R3	27.897	17.385	33.223 +0.224	35.716	1'54.221	1'54.445	27	0.224
29	11 A. CARRASCO	ESP	Kawasaki Ninja 400	27.977	17.614 +0.066	33.319	35.572	1'54.482	1'54.548	29	0.066
30	23 S. MARKARIAN	FRA	Kawasaki Ninja 400	28.039 +0.103	17.674	33.493	35.549	1'54.755	1'54.858	30	0.103
31	22 J. ROMERO	ARG	Kawasaki Ninja 400	28.339 +0.099	17.639	33.787	35.971	1'55.736	1'55.835	31	0.099
32	56 J. KOCOUREK	CZE	Kawasaki Ninja 400	28.283	17.906	33.733 +0.051	36.285 +0.054	1'56.207	1'56.312	32	0.105
33	70 M. DUARTE	POR	Yamaha YZF-R3	28.958 +0.279	18.347	34.874 +0.038	36.765	1'58.944	1'59.261	33	0.317

26/09/2021

These data/results cannot be reproduced, stored and/or transmitted in whole or in part by any manner of electronic, mechanical, photocopying, recording, broadcasting or otherwise now known or herein after developed without the previous express consent by the copyright owner, except for reproduction in daily press and regular printed publications on sale to the public within 60 days of the event related to those data/results and always provided that copyright symbol appears together as follows below.

© DORNA WSBK ORGANIZATION Srl 2021





Motul Spanish Round, 24-26 September 2021

Ideal Times Warm Up

Jerez 4.423 m
2 / 2

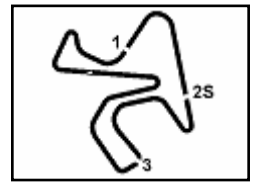
No.	Rider	Nat	Bike	Seg. 1	Seg. 2	Seg. 3	Seg. 4	Ideal Time		
				Diff. 1	Diff. 2	Diff. 3	Diff. 4	Best Lap	Pos.	Diff.
34	18 I. OFFER	GBR	Kawasaki Ninja 400	29.097	18.476	34.783 +0.195	37.212 +0.002	1'59.568	34	0.197
	35 Y. SAIZ MARQUEZ	ESP	Yamaha YZF-R3							
	55 A. FRAPPOLA	ITA	Kawasaki Ninja 400							
	73 J. PEREZ GONZALEZ	ESP	Kawasaki Ninja 400							
	80 G. MASTROLUCA	ITA	Yamaha YZF-R3							
	97 F. PALAZZI	ITA	Yamaha YZF-R3							
Overall Ideal Time				27.539	17.113	32.788	34.930	1'52.370		

26/09/2021

These data/results cannot be reproduced, stored and/or transmitted in whole or in part by any manner of electronic, mechanical, photocopying, recording, broadcasting or otherwise now known or herein after developed without the previous express consent by the copyright owner, except for reproduction in daily press and regular printed publications on sale to the public within 60 days of the event related to those data/results and always provided that copyright symbol appears together as follows below.

© DORNA WSBK ORGANIZATION Srl 2021





Jerez 4.423 m

Motul Spanish Round, 24-26 September 2021

Chronological Analysis Warm Up

2 / 4

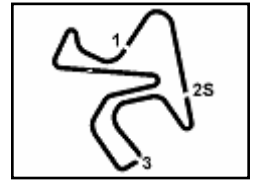
Lap	Seg.1	Seg.2	Seg.3	Seg.4	Lap Time	km/h	Local Time	Lap	Seg.1	Seg.2	Seg.3	Seg.4	Lap Time	km/h	Local Time																																																																															
									17° 83 M. KAWAKAMI (1'53.938)																																																																																					
4	28.120	17.299	33.086	35.631	1'54.136	188,2	9:56'29.509	6	28.000	17.770	33.327	35.417	1'54.514	183,1	10:00'23.193																																																																															
5	27.823	17.410	33.219	35.659	1'54.111	188,8	9:58'23.620	7	28.011	17.357	33.191	35.338	1'53.897	189,8	10:02'17.090																																																																															
6	34.645	17.480	33.034	35.432	2'00.591	186,5	10:00'24.211	8	28.073	17.583	33.651	41.575	2'00.882	187,5	10:04'17.972																																																																															
7	27.720	17.320	33.158	35.297	1'53.495	191,2	10:02'17.706	9	28.126	17.669	33.321	35.942	1'55.058	181,2	10:06'13.030																																																																															
8	27.884	17.294	35.336	38.587	1'59.101	187,8	10:04'16.807																																																																																							
9	27.761	17.349	33.279	35.324	1'53.713	190,1	10:06'10.520																																																																																							
									12° 52 O. KONIG (1'53.504)																																																																																					
<table border="1"> <thead> <tr> <th>Lap</th><th>Seg.1</th><th>Seg.2</th><th>Seg.3</th><th>Seg.4</th><th>Lap Time</th><th>km/h</th><th>Local Time</th></tr> </thead> <tbody> <tr><td>1</td><td></td><td></td><td></td><td></td><td></td><td></td><td>9:50'25.449</td></tr> <tr><td>2</td><td>39.669</td><td>20.184</td><td>38.249</td><td>36.056</td><td>2'14.158P</td><td>163,6</td><td>9:52'39.607</td></tr> <tr><td>3</td><td>28.887</td><td>17.309</td><td>33.378</td><td>35.756</td><td>1'55.330</td><td>186,2</td><td>9:54'34.937</td></tr> <tr><td>4</td><td>27.937</td><td>17.274</td><td>33.227</td><td>35.563</td><td>1'54.001</td><td>190,8</td><td>9:56'28.938</td></tr> <tr><td>5</td><td>28.087</td><td>17.664</td><td>34.936</td><td>39.839</td><td>2'00.526</td><td>181,5</td><td>9:58'29.464</td></tr> <tr><td>6</td><td>27.736</td><td>17.208</td><td>32.911</td><td>35.649</td><td>1'53.504</td><td>188,2</td><td>10:00'22.968</td></tr> <tr><td>7</td><td>28.147</td><td>17.596</td><td>33.281</td><td>35.308</td><td>1'54.332</td><td>188,5</td><td>10:02'17.300</td></tr> <tr><td>8</td><td>28.448</td><td>17.113</td><td>33.317</td><td>35.893</td><td>1'54.771</td><td>190,5</td><td>10:04'12.071</td></tr> <tr><td>9</td><td>28.105</td><td>17.659</td><td>33.338</td><td>35.874</td><td>1'54.976</td><td>180,6</td><td>10:06'07.047</td></tr> </tbody> </table>								Lap	Seg.1	Seg.2	Seg.3	Seg.4	Lap Time	km/h	Local Time	1							9:50'25.449	2	39.669	20.184	38.249	36.056	2'14.158P	163,6	9:52'39.607	3	28.887	17.309	33.378	35.756	1'55.330	186,2	9:54'34.937	4	27.937	17.274	33.227	35.563	1'54.001	190,8	9:56'28.938	5	28.087	17.664	34.936	39.839	2'00.526	181,5	9:58'29.464	6	27.736	17.208	32.911	35.649	1'53.504	188,2	10:00'22.968	7	28.147	17.596	33.281	35.308	1'54.332	188,5	10:02'17.300	8	28.448	17.113	33.317	35.893	1'54.771	190,5	10:04'12.071	9	28.105	17.659	33.338	35.874	1'54.976	180,6	10:06'07.047							
Lap	Seg.1	Seg.2	Seg.3	Seg.4	Lap Time	km/h	Local Time																																																																																							
1							9:50'25.449																																																																																							
2	39.669	20.184	38.249	36.056	2'14.158P	163,6	9:52'39.607																																																																																							
3	28.887	17.309	33.378	35.756	1'55.330	186,2	9:54'34.937																																																																																							
4	27.937	17.274	33.227	35.563	1'54.001	190,8	9:56'28.938																																																																																							
5	28.087	17.664	34.936	39.839	2'00.526	181,5	9:58'29.464																																																																																							
6	27.736	17.208	32.911	35.649	1'53.504	188,2	10:00'22.968																																																																																							
7	28.147	17.596	33.281	35.308	1'54.332	188,5	10:02'17.300																																																																																							
8	28.448	17.113	33.317	35.893	1'54.771	190,5	10:04'12.071																																																																																							
9	28.105	17.659	33.338	35.874	1'54.976	180,6	10:06'07.047																																																																																							
									18° 98 A. MILLAN GOMEZ (1'53.992)																																																																																					
<table border="1"> <thead> <tr> <th>Lap</th><th>Seg.1</th><th>Seg.2</th><th>Seg.3</th><th>Seg.4</th><th>Lap Time</th><th>km/h</th><th>Local Time</th></tr> </thead> <tbody> <tr><td>1</td><td></td><td></td><td></td><td></td><td></td><td></td><td>9:50'41.777</td></tr> <tr><td>2</td><td>36.116</td><td>18.010</td><td>35.176</td><td>45.184</td><td>2'14.486P</td><td>179,4</td><td>9:52'56.263</td></tr> <tr><td>3</td><td>28.192</td><td>17.717</td><td>33.460</td><td>35.682</td><td>1'55.051</td><td>180,3</td><td>9:54'51.314</td></tr> <tr><td>4</td><td>27.828</td><td>17.475</td><td>33.567</td><td>35.576</td><td>1'54.446</td><td>182,1</td><td>9:56'45.760</td></tr> <tr><td>5</td><td>27.675</td><td>17.367</td><td>33.102</td><td>35.379</td><td>1'53.523</td><td>183,4</td><td>9:58'39.283</td></tr> <tr><td>6</td><td>27.771</td><td>17.463</td><td>33.179</td><td>35.973</td><td>1'54.386</td><td>182,4</td><td>10:00'33.669</td></tr> <tr><td>7</td><td>28.177</td><td>17.541</td><td>33.567</td><td>35.697</td><td>1'54.982</td><td>182,4</td><td>10:02'28.651</td></tr> <tr><td>8</td><td>27.693</td><td>17.574</td><td>33.160</td><td>35.677</td><td>1'54.104</td><td>180,9</td><td>10:04'22.755</td></tr> <tr><td>9</td><td>28.126</td><td>17.661</td><td>33.072</td><td>35.788</td><td>1'54.647</td><td>178,5</td><td>10:06'17.402</td></tr> </tbody> </table>								Lap	Seg.1	Seg.2	Seg.3	Seg.4	Lap Time	km/h	Local Time	1							9:50'41.777	2	36.116	18.010	35.176	45.184	2'14.486P	179,4	9:52'56.263	3	28.192	17.717	33.460	35.682	1'55.051	180,3	9:54'51.314	4	27.828	17.475	33.567	35.576	1'54.446	182,1	9:56'45.760	5	27.675	17.367	33.102	35.379	1'53.523	183,4	9:58'39.283	6	27.771	17.463	33.179	35.973	1'54.386	182,4	10:00'33.669	7	28.177	17.541	33.567	35.697	1'54.982	182,4	10:02'28.651	8	27.693	17.574	33.160	35.677	1'54.104	180,9	10:04'22.755	9	28.126	17.661	33.072	35.788	1'54.647	178,5	10:06'17.402							
Lap	Seg.1	Seg.2	Seg.3	Seg.4	Lap Time	km/h	Local Time																																																																																							
1							9:50'41.777																																																																																							
2	36.116	18.010	35.176	45.184	2'14.486P	179,4	9:52'56.263																																																																																							
3	28.192	17.717	33.460	35.682	1'55.051	180,3	9:54'51.314																																																																																							
4	27.828	17.475	33.567	35.576	1'54.446	182,1	9:56'45.760																																																																																							
5	27.675	17.367	33.102	35.379	1'53.523	183,4	9:58'39.283																																																																																							
6	27.771	17.463	33.179	35.973	1'54.386	182,4	10:00'33.669																																																																																							
7	28.177	17.541	33.567	35.697	1'54.982	182,4	10:02'28.651																																																																																							
8	27.693	17.574	33.160	35.677	1'54.104	180,9	10:04'22.755																																																																																							
9	28.126	17.661	33.072	35.788	1'54.647	178,5	10:06'17.402																																																																																							
									19° 28 Y. RUIZ (1'54.020)																																																																																					
<table border="1"> <thead> <tr> <th>Lap</th><th>Seg.1</th><th>Seg.2</th><th>Seg.3</th><th>Seg.4</th><th>Lap Time</th><th>km/h</th><th>Local Time</th></tr> </thead> <tbody> <tr><td>1</td><td></td><td></td><td></td><td></td><td></td><td></td><td>9:50'32.460</td></tr> <tr><td>2</td><td>37.611</td><td>18.398</td><td>34.431</td><td>37.053</td><td>2'07.493P</td><td>180,3</td><td>9:52'39.953</td></tr> <tr><td>3</td><td>28.752</td><td>17.311</td><td>33.328</td><td>35.870</td><td>1'55.261</td><td>188,8</td><td>9:54'35.214</td></tr> <tr><td>4</td><td>28.408</td><td>17.289</td><td>33.267</td><td>40.121</td><td>1'59.085</td><td>188,8</td><td>9:56'34.299</td></tr> <tr><td>5</td><td>27.901</td><td>17.231</td><td>33.207</td><td>35.277</td><td>1'53.616</td><td>191,2</td><td>9:58'27.915</td></tr> <tr><td>6</td><td>27.773</td><td>17.233</td><td>33.253</td><td>39.182</td><td>1'57.441</td><td>192,9</td><td>10:00'25.356</td></tr> <tr><td>7</td><td>27.778</td><td>17.411</td><td>33.106</td><td>35.389</td><td>1'53.684</td><td>188,8</td><td>10:02'19.040</td></tr> <tr><td>8</td><td>27.843</td><td>17.421</td><td>33.283</td><td>35.360</td><td>1'53.907</td><td>187,8</td><td>10:04'12.947</td></tr> <tr><td>9</td><td>28.050</td><td>17.599</td><td>33.352</td><td>35.681</td><td>1'54.682</td><td>183,4</td><td>10:06'07.629</td></tr> </tbody> </table>								Lap	Seg.1	Seg.2	Seg.3	Seg.4	Lap Time	km/h	Local Time	1							9:50'32.460	2	37.611	18.398	34.431	37.053	2'07.493P	180,3	9:52'39.953	3	28.752	17.311	33.328	35.870	1'55.261	188,8	9:54'35.214	4	28.408	17.289	33.267	40.121	1'59.085	188,8	9:56'34.299	5	27.901	17.231	33.207	35.277	1'53.616	191,2	9:58'27.915	6	27.773	17.233	33.253	39.182	1'57.441	192,9	10:00'25.356	7	27.778	17.411	33.106	35.389	1'53.684	188,8	10:02'19.040	8	27.843	17.421	33.283	35.360	1'53.907	187,8	10:04'12.947	9	28.050	17.599	33.352	35.681	1'54.682	183,4	10:06'07.629							
Lap	Seg.1	Seg.2	Seg.3	Seg.4	Lap Time	km/h	Local Time																																																																																							
1							9:50'32.460																																																																																							
2	37.611	18.398	34.431	37.053	2'07.493P	180,3	9:52'39.953																																																																																							
3	28.752	17.311	33.328	35.870	1'55.261	188,8	9:54'35.214																																																																																							
4	28.408	17.289	33.267	40.121	1'59.085	188,8	9:56'34.299																																																																																							
5	27.901	17.231	33.207	35.277	1'53.616	191,2	9:58'27.915																																																																																							
6	27.773	17.233	33.253	39.182	1'57.441	192,9	10:00'25.356																																																																																							
7	27.778	17.411	33.106	35.389	1'53.684	188,8	10:02'19.040																																																																																							
8	27.843	17.421	33.283	35.360	1'53.907	187,8	10:04'12.947																																																																																							
9	28.050	17.599	33.352	35.681	1'54.682	183,4	10:06'07.629																																																																																							
									20° 7 J. GIMBERT (1'54.047)																																																																																					
<table border="1"> <thead> <tr> <th>Lap</th><th>Seg.1</th><th>Seg.2</th><th>Seg.3</th><th>Seg.4</th><th>Lap Time</th><th>km/h</th><th>Local Time</th></tr> </thead> <tbody> <tr><td>1</td><td></td><td></td><td></td><td></td><td></td><td></td><td>9:50'44.299</td></tr> <tr><td>2</td><td>35.233</td><td>18.014</td><td>34.923</td><td>42.103</td><td>2'10.273P</td><td>176,5</td><td>9:52'54.572</td></tr> <tr><td>3</td><td>28.202</td><td>17.523</td><td>33.329</td><td>35.862</td><td>1'54.916</td><td>183,1</td><td>9:54'49.488</td></tr> <tr><td>4</td><td>28.301</td><td>17.625</td><td>33.518</td><td>35.692</td><td>1'55.136C</td><td>181,8</td><td>9:56'44.624</td></tr> <tr><td>5</td><td>27.916</td><td>17.436</td><td>33.382</td><td>35.522</td><td>1'54.256</td><td>187,2</td><td>9:58'38.880</td></tr> <tr><td>6</td><td>27.867</td><td>17.501</td><td>33.120</td><td>35.893</td><td>1'54.381</td><td>182,4</td><td>10:00'33.261</td></tr> <tr><td>7</td><td>27.838</td><td>17.564</td><td>33.180</td><td>35.612</td><td>1'54.194</td><td>181,5</td><td>10:02'27.455</td></tr> <tr><td>8</td><td>28.766</td><td>18.662</td><td>36.376</td><td>38.213</td><td>2'02.017</td><td>154,5</td><td>10:04'29.472</td></tr> <tr><td>9</td><td>27.837</td><td>17.401</td><td>33.035</td><td>35.381</td><td>1'53.654</td><td>183,7</td><td>10:06'23.126</td></tr> </tbody> </table>								Lap	Seg.1	Seg.2	Seg.3	Seg.4	Lap Time	km/h	Local Time	1							9:50'44.299	2	35.233	18.014	34.923	42.103	2'10.273P	176,5	9:52'54.572	3	28.202	17.523	33.329	35.862	1'54.916	183,1	9:54'49.488	4	28.301	17.625	33.518	35.692	1'55.136C	181,8	9:56'44.624	5	27.916	17.436	33.382	35.522	1'54.256	187,2	9:58'38.880	6	27.867	17.501	33.120	35.893	1'54.381	182,4	10:00'33.261	7	27.838	17.564	33.180	35.612	1'54.194	181,5	10:02'27.455	8	28.766	18.662	36.376	38.213	2'02.017	154,5	10:04'29.472	9	27.837	17.401	33.035	35.381	1'53.654	183,7	10:06'23.126							
Lap	Seg.1	Seg.2	Seg.3	Seg.4	Lap Time	km/h	Local Time																																																																																							
1							9:50'44.299																																																																																							
2	35.233	18.014	34.923	42.103	2'10.273P	176,5	9:52'54.572																																																																																							
3	28.202	17.523	33.329	35.862	1'54.916	183,1	9:54'49.488																																																																																							
4	28.301	17.625	33.518	35.692	1'55.136C	181,8	9:56'44.624																																																																																							
5	27.916	17.436	33.382	35.522	1'54.256	187,2	9:58'38.880																																																																																							
6	27.867	17.501	33.120	35.893	1'54.381	182,4	10:00'33.261																																																																																							
7	27.838	17.564	33.180	35.612	1'54.194	181,5	10:02'27.455																																																																																							
8	28.766	18.662	36.376	38.213	2'02.017	154,5	10:04'29.472																																																																																							
9	27.837	17.401	33.035	35.381	1'53.654	183,7	10:06'23.126																																																																																							
									21° 2 A. CARRION (1'54.054)																																																																																					
<table border="1"> <thead> <tr> <th>Lap</th><th>Seg.1</th><th>Seg.2</th><th>Seg.3</th><th>Seg.4</th><th>Lap Time</th><th>km/h</th><th>Local Time</th></tr> </thead> <tbody> <tr><td>1</td><td></td><td></td><td></td><td></td><td></td><td></td><td>9:50'35.270</td></tr> <tr><td>2</td><td>36.804</td><td>17.986</td><td>34.675</td><td>36.446</td><td>2'05.911P</td><td>182,4</td><td>9:52'41.181</td></tr> <tr><td>3</td><td>28.610</td><td>17.438</td><td>33.573</td><td>35.530</td><td>1'55.151C</td><td>186,9</td><td>9:54'36.332</td></tr> <tr><td>4</td><td>28.195</td><td>17.157</td><td>33.323</td><td>35.254</td><td>1'53.929</td><td>187,5</td><td>9:56'30.261</td></tr> <tr><td>5</td><td>27.888</td><td>17.263</td><td>33.456</td><td>39.811</td><td>1'58.418</td><td>188,8</td><td>9:58'28.679</td></tr> </tbody> </table>								Lap	Seg.1	Seg.2	Seg.3	Seg.4	Lap Time	km/h	Local Time	1							9:50'35.270	2	36.804	17.986	34.675	36.446	2'05.911P	182,4	9:52'41.181	3	28.610	17.438	33.573	35.530	1'55.151C	186,9	9:54'36.332	4	28.195	17.157	33.323	35.254	1'53.929	187,5	9:56'30.261	5	27.888	17.263	33.456	39.811	1'58.418	188,8	9:58'28.679																																							
Lap	Seg.1	Seg.2	Seg.3	Seg.4	Lap Time	km/h	Local Time																																																																																							
1							9:50'35.270																																																																																							
2	36.804	17.986	34.675	36.446	2'05.911P	182,4	9:52'41.181																																																																																							
3	28.610	17.438	33.573	35.530	1'55.151C	186,9	9:54'36.332																																																																																							
4	28.195	17.157	33.323	35.254	1'53.929	187,5	9:56'30.261																																																																																							
5	27.888	17.263	33.456	39.811	1'58.418	188,8	9:58'28.679																																																																																							
									15° 41 M. GARCIA (1'53.654)																																																																																					
<table border="1"> <thead> <tr> <th>Lap</th><th>Seg.1</th><th>Seg.2</th><th>Seg.3</th><th>Seg.4</th><th>Lap Time</th><th>km/h</th><th>Local Time</th></tr> </thead> <tbody> <tr><td>1</td><td></td><td></td><td></td><td></td><td></td><td></td><td>9:50'42.299</td></tr> <tr><td>2</td><td>35.049</td><td>18.136</td><td>34.287</td><td>41.994</td><td>2'09.466P</td><td>179,4</td><td>9:52'55.130</td></tr> <tr><td>3</td><td>27.991</td><td>17.532</td><td>33.307</td><td>35.494</td><td>1'54.324</td><td>183,7</td><td>9:54'49.454</td></tr> <tr><td>4</td><td>28.380</td><td>17.987</td><td>33.385</td><td>35.727</td><td>1'55.479</td><td>178,2</td><td>9:56'44.933</td></tr> <tr><td>5</td><td>27.900</td><td>17.483</td><td>33.213</td><td>35.892</td><td>1'54.488</td><td>185,2</td><td>9:58'39.421</td></tr> <tr><td>6</td><td>27.934</td><td>17.529</td><td>33.102</td><td>35.527</td><td>1'54.092</td><td>183,7</td><td>10:00'33.513</td></tr> <tr><td>7</td><td>27.944</td><td>17.527</td><td>33.064</td><td>35.512</td><td>1'54.047</td><td>182,7</td><td>10:02'27.560</td></tr> <tr><td>8</td><td>28.047</td><td>17.642</td><td>33.441</td><td>36.069</td><td>1'55.199</td><td>181,2</td><td>10:04'22.759</td></tr> <tr><td>9</td><td>30.493</td><td>18.074</td><td>34.032</td><td>36.333</td><td>1'58.932</td><td>179,4</td><td>10:06'21.691</td></tr> </tbody> </table>								Lap	Seg.1	Seg.2	Seg.3	Seg.4	Lap Time	km/h	Local Time	1							9:50'42.299	2	35.049	18.136	34.287	41.994	2'09.466P	179,4	9:52'55.130	3	27.991	17.532	33.307	35.494	1'54.324	183,7	9:54'49.454	4	28.380	17.987	33.385	35.727	1'55.479	178,2	9:56'44.933	5	27.900	17.483	33.213	35.892	1'54.488	185,2	9:58'39.421	6	27.934	17.529	33.102	35.527	1'54.092	183,7	10:00'33.513	7	27.944	17.527	33.064	35.512	1'54.047	182,7	10:02'27.560	8	28.047	17.642	33.441	36.069	1'55.199	181,2	10:04'22.759	9	30.493	18.074	34.032	36.333	1'58.932	179,4	10:06'21.691							
Lap	Seg.1	Seg.2	Seg.3	Seg.4	Lap Time	km/h	Local Time																																																																																							
1							9:50'42.299																																																																																							
2	35.049	18.136	34.287	41.994	2'09.466P	179,4	9:52'55.130																																																																																							
3	27.991	17.532	33.307	35.494	1'54.324	183,7	9:54'49.454																																																																																							
4	28.380	17.987	33.385	35.727	1'55.479	178,2	9:56'44.933																																																																																							
5	27.900	17.483	33.213	35.892	1'54.488	185,2	9:58'39.421																																																																																							
6	27.934	17.529	33.102	35.527	1'54.092	183,7	10:00'33.513																																																																																							
7	27.944	17.527	33.064	35.512	1'54.047	182,7	10:02'27.560																																																																																							
8	28.047	17.642	33.441	36.069	1'55.199	181,2	10:04'22.759																																																																																							
9	30.493	18.074	34.032	36.333	1'58.932	179,4	10:06'21.691																																																																																							
									16° 26 M. GENNAI (1'53.897)																																																																																					
<table border="1"> <thead> <tr> <th>Lap</th><th>Seg.1</th><th>Seg.2</th><th>Seg.3</th><th>Seg.4</th><th>Lap Time</th><th>km/h</th><th>Local Time</th></tr> </thead> <tbody> <tr><td>1</td><td></td><td></td><td></td><td></td><td></td><td></td><td>9:50'44.299</td></tr> <tr><td>2</td><td>38.829</td><td>18.377</td><td>34.648</td><td>36.525</td><td>2'08.379P</td><td>180,9</td><td>9:52'40.507</td></tr> <tr><td>3</td><td>29.015</td><td>17.601</td><td>33.590</td><td>36.067</td><td>1'56.273</td><td>183,7</td><td>9:54'36.780</td></tr> <tr><td>4</td><td>28.098</td><td>17.374</td><td>32.986</td><td>35.596</td><td>1'54.054</td><td>184,3</td><td>9:56'30.834</td></tr> <tr><td>5</td><td>27.886</td><td>17.494</td><td>33.286</td><td>36.051</td><td>1'54.717</td><td>183,1</td><td>9:58'25.551</td></tr> <tr><td>6</td><td>28.337</td><td>17.352</td><td>33.854</td><td>36.390</td><td>1'55.933</td><td>180,9</td><td>10:00'21.484</td></tr> <tr><td>7</td><td>28.013</td><td>17.476</td><td>33.456</td><td>36.536</td><td>1'55.481C</td><td>179,7</td><td>10:02'16.965</td></tr> </tbody> </table>								Lap	Seg.1	Seg.2	Seg.3	Seg.4	Lap Time	km/h	Local Time	1							9:50'44.299	2	38.829	18.377	34.648	36.525	2'08.379P	180,9	9:52'40.507	3	29.015	17.601	33.590	36.067	1'56.273	183,7	9:54'36.780	4	28.098	17.374	32.986	35.596	1'54.054	184,3	9:56'30.834	5	27.886	17.494	33.286	36.051	1'54.717	183,1	9:58'25.551	6	28.337	17.352	33.854	36.390	1'55.933	180,9	10:00'21.484	7	28.013	17.476	33.456	36.536	1'55.481C	179,7	10:02'16.965																							
Lap	Seg.1	Seg.2	Seg.3	Seg.4	Lap Time	km/h	Local Time																																																																																							
1							9:50'44.299																																																																																							
2	38.829	18.377	34.648	36.525	2'08.379P	180,9	9:52'40.507																																																																																							
3	29.015	17.601	33.590	36.067	1'56.273	183,7	9:54'36.780																																																																																							
4	28.098	17.374	32.986	35.596	1'54.054	184,3	9:56'30.834																																																																																							
5	27.886	17.494	33.286	36.051	1'54.717	183,1	9:58'25.551																																																																																							
6	28.337	17.352	33.854	36.390	1'55.933	180,9	10:00'21.484																																																																																							
7	28.013	17.476	33.456	36.536	1'55.481C	179,7	10:02'16.965																																																																																							

26/09/2021 P = Pits In/Out - C = Lap Time Cancelled

These data/results cannot be reproduced, stored and/or transmitted in whole or in part by any manner of electronic, mechanical, photocopying, recording, broadcasting or otherwise now known or herein after developed without the previous express consent by the copyright owner, except for reproduction in daily press and regular printed publications on sale to the public within 60 days of the event related to those data/results and always provided that copyright symbol appears together as follows below.

© DORNA WSBK ORGANIZATION Srl 2021





Jerez 4.423 m

4 / 4

Motul Spanish Round, 24-26 September 2021

Chronological Analysis Warm Up

5	28.286	17.942	33.822	36.285	1'56.335	177,0	9:59'57.278
6	28.283	17.906	33.784	36.339	1'56.312	178,8	10:01'53.590
7	28.650	18.404	34.752	37.189	1'58.995	173,6	10:03'52.585
8	28.511	17.944	33.733	36.418	1'56.606	179,1	10:05'49.191

33° 70 M. DUARTE (1'59.261)							
Lap	Seg.1	Seg.2	Seg.3	Seg.4	Lap Time	km/h	Local Time
1							9:50'24.432
2	39.289	25.127	40.613	38.991	2'24.020P	72,0	9:52'48.452
3	29.463	18.451	34.874	37.269	2'00.057	176,8	9:54'48.509
4	29.237	18.347	34.912	36.765	1'59.261	180,0	9:56'47.770
5	28.958	18.445	37.124	54.547	2'19.074P	176,8	9:59'06.844
6	42.827	20.436	41.077	38.724	2'23.064P	151,5	10:01'29.908
7	29.530	18.802	38.873	38.023	2'05.228	171,7	10:03'35.136
8	29.516	18.606	35.314	37.744	2'01.180	173,6	10:05'36.316

34° 18 I. OFFER (1'59.765)							
Lap	Seg.1	Seg.2	Seg.3	Seg.4	Lap Time	km/h	Local Time
1							9:50'20.453
2	43.241	22.106	43.409	38.763	2'27.519P	142,7	9:52'47.972
3	31.069	18.730	41.749	3'22.472	4'54.020P	173,9	9:57'41.992
4	38.716	18.817	36.225	37.849	2'11.607P	172,5	9:59'53.599
5	29.537	18.605	35.709	37.212	2'01.063	173,1	10:01'54.662
6	29.099	18.516	34.783	37.508	1'59.906	175,9	10:03'54.568
7	29.097	18.476	34.978	37.214	1'59.765	172,8	10:05'54.333

35° 80 G. MASTROLUCA							
Lap	Seg.1	Seg.2	Seg.3	Seg.4	Lap Time	km/h	Local Time
1							9:50'18.130
2	44.292	23.742	42.734	2'33.764	4'24.532P	125,6	9:54'42.662
3	45.092	21.802	40.728	5'34.549	7'22.171P	155,8	10:02'04.833
4	49.051	19.525	38.206	38.113	2'24.895P	162,9	10:04'29.728

26/09/2021 P = Pits In/Out - C = Lap Time Cancelled

These data/results cannot be reproduced, stored and/or transmitted in whole or in part by any manner of electronic, mechanical, photocopying, recording, broadcasting or otherwise now known or herein after developed without the previous express consent by the copyright owner, except for reproduction in daily press and regular printed publications on sale to the public within 60 days of the event related to those data/results and always provided that copyright symbol appears together as follows below.

© DORNA WSBK ORGANIZATION Srl 2021





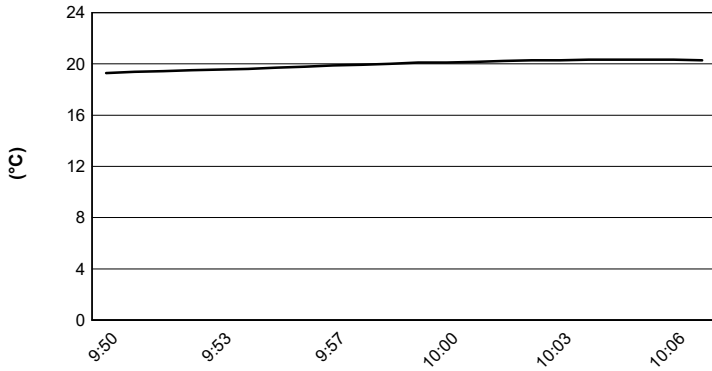
Jerez 4.423 m

Motul Spanish Round, 24-26 September 2021

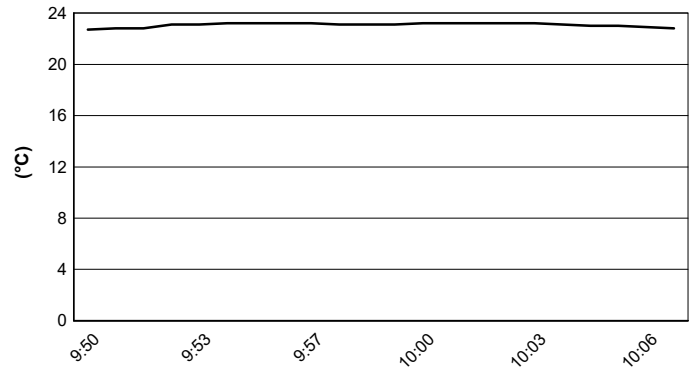
Weather Report Warm Up

Session started 09:50 - Session ended 10:07

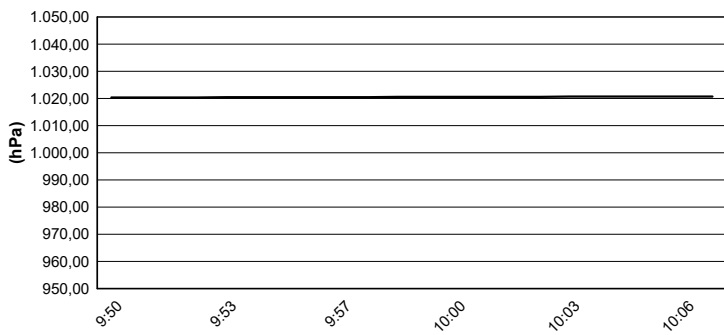
Air Temperature



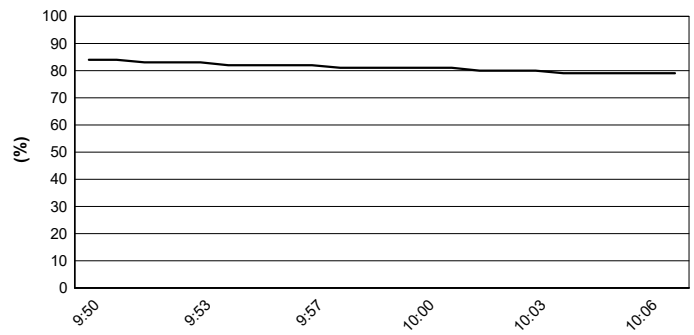
Track Temperature



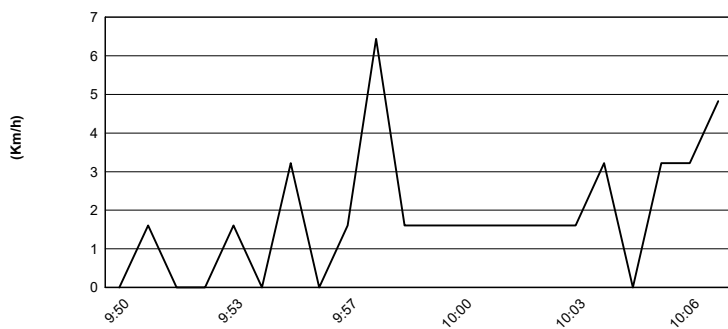
Air Pressure



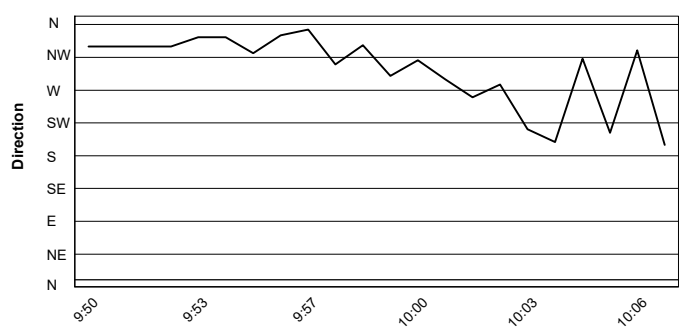
Humidity



Wind Speed



Wind Direction



26/09/2021

These data/results cannot be reproduced, stored and/or transmitted in whole or in part by any manner of electronic, mechanical, photocopying, recording, broadcasting or otherwise now known or herein after developed without the previous express consent by the copyright owner, except for reproduction in daily press and regular printed publications on sale to the public within 60 days of the event related to those data/results and always provided that copyright symbol appears together as follows below.

© DORNA WSBK ORGANIZATION Srl 2021



Official Fuel Supplier



FICR PERUGIA TIMING

Official Tyre Supplier



Official Timekeeper