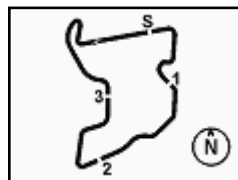


PERTAMINA MANDALIKA STREET CIRCUIT				
LENGTH:		4,300 km	2,671 mi	
Loop	ID	OC	GPS	
		ms	LAT	LON
Pit In	3	15	8,89553 S	116,30153 E
Pit Out	18	90	8,89490 S	116,30599 E
Speed	20	100	8,89501 S	116,30604 E
I1	22	110	8,89865 S	116,30858 E
I2	24	120	8,90505 S	116,30309 E
I3	26	130	8,90004 S	116,30396 E
FL	30	150	8,89591 S	116,30284 E

LLP = Long Lap Penalty
PS = Practice Start board

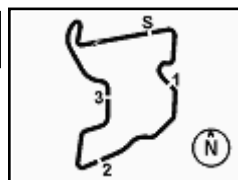


Pirelli Indonesian Round, 19-21 November 2021

Biographical Entry List

Pertamina Mandalika Circuit 4.300 m

No.	Rider (Abbreviation)	Nat	Bike	Wins	Podiums	Pole	Races	Tyres	Class
Age	Date of Birth	Place of Birth	Team	2021	2021	2021	2021		
1	1 REA Jonathan (Rea)	GBR	Kawasaki ZX-10RR Kawasaki Racing Team WorldSBK	110	213	35	339	Pirelli	
	34 02/02/1987	Ballymena		11	28	8	35		
2	3 NOZANE Kohta (Noz)	JPN	Yamaha YZF R1 GRT Yamaha WorldSBK Team				32	Pirelli	IND
	26 29/10/1995	Chiba Japan					32		
3	7 DAVIES Chaz (Dav)	GBR	Ducati Panigale V4 R Team GoEleven	32	99	7	265	Pirelli	IND
	34 10/02/1987	Knighton			1		28		
4	15 KONIG Oliver (Kon)	CZE	Kawasaki ZX-10RR OUTDO TPR Team Pedercini Racing					Pirelli	IND
	19 18/03/2002	Praha							
5	19 BAUTISTA Alvaro (Bau)	ESP	Honda CBR1000 RR-R Team HRC	16	27	4	95	Pirelli	
	36 21/11/1984	Talavera de la Reina			2		35		
6	21 RINALDI Michael Ruben (Rin)	ITA	Ducati Panigale V4 R Aruba.it Racing - Ducati	4	10		112	Pirelli	
	25 21/12/1995	Rimini		3	7		35		
7	22 LOWES Alex (Low)	GBR	Kawasaki ZX-10RR Kawasaki Racing Team WorldSBK	2	29	1	220	Pirelli	
	31 14/09/1990	Lincoln			5		30		
8	23 PONSSON Christophe (Pon)	FRA	Yamaha YZF R1 Gil Motor Sport-Yamaha				67	Pirelli	IND
	25 23/12/1995	Lyon					32		
9	31 GERLOFF Garrett (Ger)	USA	Yamaha YZF R1 GRT Yamaha WorldSBK Team		5		57	Pirelli	IND
	26 01/08/1995	Spring			2		35		
10	32 VINALES Isaac (Vin)	ESP	Kawasaki ZX-10RR Orelac Racing VerdNatura				29	Pirelli	IND
	28 06/11/1993	Llansá					29		
11	36 MERCADO Leandro (Mer)	ARG	Honda CBR1000 RR-R MIE Racing Honda Racing				153	Pirelli	IND
	29 15/02/1992	Cordoba					23		
12	45 REDDING Scott (Red)	GBR	Ducati Panigale V4 R Aruba.it Racing - Ducati	12	35	2	59	Pirelli	
	28 04/01/1993	Gloucester		7	21	1	35		
13	47 BASSANI Axel (Bas)	ITA	Ducati Panigale V4 R Motocorsa Racing			1	35	Pirelli	IND
	22 24/07/1999	Feltre				1	35		
14	53 RABAT Tito (Rab)	ESP	Kawasaki ZX-10RR Kawasaki Puccetti Racing				30	Pirelli	IND
	32 25/05/1989	Barcelona					30		
15	54 RAZGATLIOGLU Toprak (Raz)	TUR	Yamaha YZF R1 Pata Yamaha with Brixx WorldSBK	18	52	3	118	Pirelli	
	25 16/10/1996	Sakarya		13	28	2	35		
16	55 LOCATELLI Andrea (Loc)	ITA	Yamaha YZF R1 Pata Yamaha with Brixx WorldSBK		4		35	Pirelli	
	25 16/10/1996	Alzano Lombardo			4		35		
17	60 VAN DER MARK Michael (vdM)	NED	BMW M 1000 RR BMW Motorrad WorldSBK Team	5	39	1	195	Pirelli	
	29 26/10/1992	Gouda		1	2		34		
18	66 SYKES Tom (Syk)	GBR	BMW M 1000 RR BMW Motorrad WorldSBK Team	34	114	51	346	Pirelli	
	36 19/08/1985	Huddersfield			2	1	26		
19	76 CAVALIERI Samuele (Cav)	ITA	Ducati Panigale V4 R Barni Racing Team				29	Pirelli	IND
	24 07/06/1997	Bologna					20		
20	91 HASLAM Leon (Has)	GBR	Honda CBR1000 RR-R Team HRC	5	45	3	313	Pirelli	
	38 31/05/1983	Derby					35		



Pirelli Indonesian Round, 19-21 November 2021

Results Free Practice 1st Session

Pertamina Mandalika Circuit 4.300 m

1 / 2

No.	Rider	Nat	Team	Bike	Class	Time	Gap	Rel.	Laps	Speed	
										Avg	Max
1	54 T. RAZGATLIOGLU	TUR	Pata Yamaha with Brixx WorldSBK	Yamaha YZF R1		1'34.985			18	162,973	282,0
2	22 A. LOWES	GBR	Kawasaki Racing Team WorldSBK	Kawasaki ZX-10RR		1'36.529	1.544	1.544	18	160,366	282,7
3	31 G. GERLOFF	USA	GRT Yamaha WorldSBK Team	Yamaha YZF R1	IND	1'36.585	1.600	0.056	18	160,273	278,4
4	45 S. REDDING	GBR	Aruba.it Racing - Ducati	Ducati Panigale V4 R		1'36.820	1.835	0.235	19	159,884	282,7
5	32 I. VINALES	ESP	Orelac Racing VerdNatura	Kawasaki ZX-10RR	IND	1'37.079	2.094	0.259	17	159,458	274,1
6	19 A. BAUTISTA	ESP	Team HRC	Honda CBR1000 RR-R		1'37.084	2.099	0.005	14	159,450	286,5
7	47 A. BASSANI	ITA	Motocorsa Racing	Ducati Panigale V4 R	IND	1'37.103	2.118	0.019	17	159,418	280,5
8	60 M. VAN DER MARK	NED	BMW Motorrad WorldSBK Team	BMW M 1000 RR		1'37.140	2.155	0.037	17	159,358	276,2
9	21 M. RINALDI	ITA	Aruba.it Racing - Ducati	Ducati Panigale V4 R		1'37.180	2.195	0.040	18	159,292	285,7
10	55 A. LOCATELLI	ITA	Pata Yamaha with Brixx WorldSBK	Yamaha YZF R1		1'37.290	2.305	0.110	20	159,112	281,3
11	1 J. REA	GBR	Kawasaki Racing Team WorldSBK	Kawasaki ZX-10RR		1'37.386	2.401	0.096	10	158,955	281,3
12	91 L. HASLAM	GBR	Team HRC	Honda CBR1000 RR-R		1'37.423	2.438	0.037	14	158,895	282,0
13	7 C. DAVIES	GBR	Team GoEleven	Ducati Panigale V4 R	IND	1'37.481	2.496	0.058	18	158,800	282,7
14	53 T. RABAT	ESP	Kawasaki Puccetti Racing	Kawasaki ZX-10RR	IND	1'37.782	2.797	0.301	19	158,311	276,9
15	76 S. CAVALIERI	ITA	Barni Racing Team	Ducati Panigale V4 R	IND	1'37.817	2.832	0.035	16	158,255	280,5
16	23 C. PONSSON	FRA	Gil Motor Sport-Yamaha	Yamaha YZF R1	IND	1'37.884	2.899	0.067	18	158,146	276,2
17	66 T. SYKES	GBR	BMW Motorrad WorldSBK Team	BMW M 1000 RR		1'38.067	3.082	0.183	13	157,851	279,8
18	36 L. MERCADO	ARG	MIE Racing Honda Racing	Honda CBR1000 RR-R	IND	1'38.420	3.435	0.353	19	157,285	277,6
19	3 K. NOZANE	JPN	GRT Yamaha WorldSBK Team	Yamaha YZF R1	IND	1'39.081	4.096	0.661	18	156,236	277,6
----- Out 107% in this Session -----											
20	15 O. KONIG	CZE	OUTDO TPR Team Pedercini Racing	Kawasaki ZX-10RR	IND	1'43.220	8.235	4.139	7	149,971	274,1

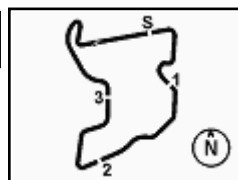
Qualifying Lap Time (107% of 1'34.985): 1'41.635

AIR	Humidity:	58%	Temp:	35°C
TRACK	Condition:	Dry	Temp:	62°C

19/11/2021	Start 11:50	End 12:37	The results are provisional until the end of the time limit for protests and appeals and the completion of the technical checks.
------------	----------------	--------------	--

These data/results cannot be reproduced, stored and/or transmitted in whole or in part by any manner of electronic, mechanical, photocopying, recording, broadcasting or otherwise now known or herein after developed without the previous express consent by the copyright owner, except for reproduction in daily press and regular printed publications on sale to the public within 60 days of the event related to those data/results and always provided that copyright symbol appears together as follows below.

© DORNA WSBK ORGANIZATION Srl 2021



Pirelli Indonesian Round, 19-21 November 2021

Results Free Practice 1st Session

Pertamina Mandalika Circuit 4.300 m

2 / 2

Session Highlights

Local Time	No. Rider	Description
11.50.00		Start
11.50.05		WorldSBK Pit Intervention Time: 1m 2sec
11.55.56	55 A. LOCATELLI	Lap Cancelled (1'43.153) - Exceeded Track Limits - Turn 9
11.56.18	22 A. LOWES	Lap Cancelled (1'48.490) - Exceeded Track Limits - Turn 9
12.00.52	19 A. BAUTISTA	Technical Problem - Turn 16
12.02.11	15 O. KONIG	Crashed - Turn 3
12.08.00	60 M. VAN DER MARK	Lap Cancelled (1'38.997) - Exceeded Track Limits - Turn 9
12.08.18	76 S. CAVALIERI	Lap Cancelled (1'50.060) - Exceeded Track Limits - Turn 9
12.09.44	66 T. SYKES	Lap Cancelled (1'49.056) - Exceeded Track Limits - Turn 9
12.20.17		IATC FP2 Pit Lane Will Open at 12.50
12.22.36	23 C. PONSSON	Lap Cancelled (1'39.448) - Exceeded Track Limits - Turn 9
12.22.47	76 S. CAVALIERI	Lap Cancelled (1'308.008) - Exceeded Track Limits - Turn 9
12.22.59	3 K. NOZANE	Lap Cancelled (1'41.510) - Exceeded Track Limits - Turn 9
12.23.12	76 S. CAVALIERI	Lap Cancelled (1'38.735) - Exceeded Track Limits - Turn 9
12.23.21	3 K. NOZANE	Lap Cancelled (1'39.913) - Exceeded Track Limits - Turn 9
12.23.55	76 S. CAVALIERI	Lap Cancelled (1'40.467) - Exceeded Track Limits - Turn 9
12.25.30	60 M. VAN DER MARK	Lap Cancelled (1'44.344) - Exceeded Track Limits - Turn 9
12.25.43	7 C. DAVIES	Lap Cancelled (1'40.664) - Exceeded Track Limits - Turn 9
12.26.19	3 K. NOZANE	Lap Cancelled (1'39.077) - Exceeded Track Limits - Turn 9
12.26.32	55 A. LOCATELLI	Lap Cancelled (1'37.854) - Exceeded Track Limits - Turn 9
12.27.05	60 M. VAN DER MARK	Lap Cancelled (1'39.097) - Exceeded Track Limits - Turn 9
12.29.04	66 T. SYKES	Lap Cancelled (1'41.930) - Exceeded Track Limits - Turn 9
12.29.16	66 T. SYKES	Crashed - Turn 6
12.29.53	3 K. NOZANE	Lap Cancelled (1'39.037) - Exceeded Track Limits - Turn 9
12.30.58	91 L. HASLAM	Lap Cancelled (1'36.965) - Exceeded Track Limits - Turn 9
12.33.25	36 L. MERCADO	Lap Cancelled (1'38.304) - Exceeded Track Limits - Turn 9
12.34.42	76 S. CAVALIERI	Lap Cancelled (7'21.718) - Exceeded Track Limits - Turn 9
12.37.05		End Of Session

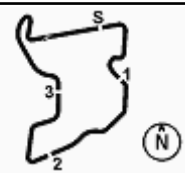
Fastest Laps Sequence

No.	Rider	Nat	Team	Bike	Local Time	Time	Gap	Avg
54	T. RAZGATLIOGLU	TUR	Pata Yamaha with Brixx WorldSBK	Yamaha YZF R1	11:53'44.343	1'39.345		155,821
54	T. RAZGATLIOGLU	TUR	Pata Yamaha with Brixx WorldSBK	Yamaha YZF R1	11:55'22.280	1'37.937	-1.408	158,061
54	T. RAZGATLIOGLU	TUR	Pata Yamaha with Brixx WorldSBK	Yamaha YZF R1	11:56'59.617	1'37.337	-0.600	159,035
54	T. RAZGATLIOGLU	TUR	Pata Yamaha with Brixx WorldSBK	Yamaha YZF R1	11:58'36.160	1'36.543	-0.794	160,343
54	T. RAZGATLIOGLU	TUR	Pata Yamaha with Brixx WorldSBK	Yamaha YZF R1	12:14'30.388	1'36.414	-0.129	160,558
54	T. RAZGATLIOGLU	TUR	Pata Yamaha with Brixx WorldSBK	Yamaha YZF R1	12:16'06.777	1'36.389	-0.025	160,599
54	T. RAZGATLIOGLU	TUR	Pata Yamaha with Brixx WorldSBK	Yamaha YZF R1	12:17'43.037	1'36.260	-0.129	160,814
54	T. RAZGATLIOGLU	TUR	Pata Yamaha with Brixx WorldSBK	Yamaha YZF R1	12:30'51.467	1'35.407	-0.853	162,252
54	T. RAZGATLIOGLU	TUR	Pata Yamaha with Brixx WorldSBK	Yamaha YZF R1	12:32'26.452	1'34.985	-0.422	162,973

19/11/2021 Start End The results are provisional until the end of the time limit for protests and appeals and the completion of the technical checks.

These data/results cannot be reproduced, stored and/or transmitted in whole or in part by any manner of electronic, mechanical, photocopying, recording, broadcasting or otherwise now known or herein after developed without the previous express consent by the copyright owner, except for reproduction in daily press and regular printed publications on sale to the public within 60 days of the event related to those data/results and always provided that copyright symbol appears together as follows below.

© DORNA WSBK ORGANIZATION Srl 2021


Pirelli Indonesian Round, 19-21 November 2021
Best Sectors & Speed Free Practice 1st Session

BEST LAP		
1	54 T. RAZGATLIOGLU	Yamaha YZF R1 1'34.985
2	22 A. LOWES	Kawasaki ZX-10RR 1'36.529
3	31 G. GERLOFF	Yamaha YZF R1 1'36.585
4	45 S. REDDING	Ducati Panigale V4 R 1'36.820
5	32 I. VINALES	Kawasaki ZX-10RR 1'37.079
6	19 A. BAUTISTA	Honda CBR1000 RR-R 1'37.084
7	47 A. BASSANI	Ducati Panigale V4 R 1'37.103
8	60 M. VAN DER MARK	BMW M 1000 RR 1'37.140
9	21 M. RINALDI	Ducati Panigale V4 R 1'37.180
10	55 A. LOCATELLI	Yamaha YZF R1 1'37.290
11	1 J. REA	Kawasaki ZX-10RR 1'37.386
12	91 L. HASLAM	Honda CBR1000 RR-R 1'37.423
13	7 C. DAVIES	Ducati Panigale V4 R 1'37.481
14	53 T. RABAT	Kawasaki ZX-10RR 1'37.782
15	76 S. CAVALIERI	Ducati Panigale V4 R 1'37.817
16	23 C. PONSSON	Yamaha YZF R1 1'37.884
17	66 T. SYKES	BMW M 1000 RR 1'38.067
18	36 L. MERCADO	Honda CBR1000 RR-R 1'38.420
19	3 K. NOZANE	Yamaha YZF R1 1'39.081
20	15 O. KONIG	Kawasaki ZX-10RR 1'43.220

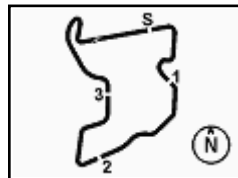
SPEED		
1	19 A. BAUTISTA	Honda CBR1000 RR-R 286,5
2	21 M. RINALDI	Ducati Panigale V4 R 285,7
3	22 A. LOWES	Kawasaki ZX-10RR 282,7
4	7 C. DAVIES	Ducati Panigale V4 R 282,7
5	45 S. REDDING	Ducati Panigale V4 R 282,7
6	54 T. RAZGATLIOGLU	Yamaha YZF R1 282,0
7	91 L. HASLAM	Honda CBR1000 RR-R 282,0
8	55 A. LOCATELLI	Yamaha YZF R1 281,3
9	1 J. REA	Kawasaki ZX-10RR 281,3
10	76 S. CAVALIERI	Ducati Panigale V4 R 280,5
11	47 A. BASSANI	Ducati Panigale V4 R 280,5
12	66 T. SYKES	BMW M 1000 RR 279,8
13	31 G. GERLOFF	Yamaha YZF R1 278,4
14	36 L. MERCADO	Honda CBR1000 RR-R 277,6
15	3 K. NOZANE	Yamaha YZF R1 277,6
16	53 T. RABAT	Kawasaki ZX-10RR 276,9
17	23 C. PONSSON	Yamaha YZF R1 276,2
18	60 M. VAN DER MARK	BMW M 1000 RR 276,2
19	15 O. KONIG	Kawasaki ZX-10RR 274,1
20	32 I. VINALES	Kawasaki ZX-10RR 274,1

SEG. 1		SEG. 2		SEG. 3		SEG. 4	
1	54 T. RAZGATLIOGLU 26.744	1	54 T. RAZGATLIOGLU 19.339	1	54 T. RAZGATLIOGLU 19.612	1	54 T. RAZGATLIOGLU 29.231
2	22 A. LOWES 27.176	2	91 L. HASLAM 19.449	2	22 A. LOWES 19.754	2	31 G. GERLOFF 29.532
3	31 G. GERLOFF 27.178	3	22 A. LOWES 19.552	3	91 L. HASLAM 19.855	3	32 I. VINALES 29.656
4	19 A. BAUTISTA 27.185	4	21 M. RINALDI 19.573	4	47 A. BASSANI 19.863	4	45 S. REDDING 29.679
5	21 M. RINALDI 27.231	5	47 A. BASSANI 19.668	5	19 A. BAUTISTA 19.894	5	22 A. LOWES 29.710
6	55 A. LOCATELLI 27.276	6	31 G. GERLOFF 19.670	6	32 I. VINALES 19.928	6	55 A. LOCATELLI 29.889
7	45 S. REDDING 27.284	7	60 M. VAN DER MARK 19.759	7	21 M. RINALDI 19.960	7	1 J. REA 29.941
8	7 C. DAVIES 27.286	8	55 A. LOCATELLI 19.813	8	45 S. REDDING 19.997	8	47 A. BASSANI 29.989
9	47 A. BASSANI 27.289	9	45 S. REDDING 19.820	9	60 M. VAN DER MARK 20.001	9	19 A. BAUTISTA 29.993
10	32 I. VINALES 27.322	10	66 T. SYKES 19.842	10	31 G. GERLOFF 20.035	10	53 T. RABAT 30.029
11	91 L. HASLAM 27.323	11	19 A. BAUTISTA 19.848	11	55 A. LOCATELLI 20.047	11	60 M. VAN DER MARK 30.031
12	60 M. VAN DER MARK 27.330	12	1 J. REA 19.850	12	1 J. REA 20.098	12	7 C. DAVIES 30.057
13	76 S. CAVALIERI 27.397	13	23 C. PONSSON 19.906	13	53 T. RABAT 20.100	13	21 M. RINALDI 30.096
14	1 J. REA 27.404	14	53 T. RABAT 19.912	14	76 S. CAVALIERI 20.175	14	91 L. HASLAM 30.097
15	53 T. RABAT 27.443	15	7 C. DAVIES 19.956	15	7 C. DAVIES 20.182	15	66 T. SYKES 30.100
16	36 L. MERCADO 27.461	16	32 I. VINALES 19.971	16	23 C. PONSSON 20.215	16	76 S. CAVALIERI 30.102
17	23 C. PONSSON 27.509	17	76 S. CAVALIERI 20.117	17	3 K. NOZANE 20.249	17	23 C. PONSSON 30.133
18	66 T. SYKES 27.544	18	36 L. MERCADO 20.199	18	36 L. MERCADO 20.255	18	36 L. MERCADO 30.175
19	3 K. NOZANE 27.778	19	3 K. NOZANE 20.214	19	66 T. SYKES 20.285	19	3 K. NOZANE 30.412
20	15 O. KONIG 28.426	20	15 O. KONIG 21.140	20	15 O. KONIG 21.230	20	15 O. KONIG 31.759

19/11/2021

These data/results cannot be reproduced, stored and/or transmitted in whole or in part by any manner of electronic, mechanical, photocopying, recording, broadcasting or otherwise now known or herein after developed without the previous express consent by the copyright owner, except for reproduction in daily press and regular printed publications on sale to the public within 60 days of the event related to those data/results and always provided that copyright symbol appears together as follows below.

© DORNA WSBK ORGANIZATION Srl 2021


Pirelli Indonesian Round, 19-21 November 2021
Ideal Times Free Practice 1st Session

Pertamina Mandalika Circuit 4.300 m

No.	Rider	Nat	Bike	Seg. 1	Seg. 2	Seg. 3	Seg. 4	Ideal Time		
				Diff. 1	Diff. 2	Diff. 3	Diff. 4	Best Lap	Pos.	Diff.
1	54 T. RAZGATLIOGLU	TUR	Yamaha YZF R1	26.744	19.339	19.612 +0.059	29.231	1'34.926 1'34.985	1	0.059
2	22 A. LOWES	GBR	Kawasaki ZX-10RR	27.176 +0.055	19.552 +0.127	19.754	29.710 +0.155	1'36.192 1'36.529	2	0.337
3	31 G. GERLOFF	USA	Yamaha YZF R1	27.178	19.670 +0.065	20.035 +0.105	29.532	1'36.415 1'36.585	3	0.170
4	91 L. HASLAM	GBR	Honda CBR1000 RR-R	27.323	19.449	19.855 +0.699	30.097	1'36.724 1'37.423	12	0.699
5	45 S. REDDING	GBR	Ducati Panigale V4 R	27.284	19.820 +0.028	19.997 +0.012	29.679	1'36.780 1'36.820	4	0.040
6	47 A. BASSANI	ITA	Ducati Panigale V4 R	27.289	19.668 +0.164	19.863	29.989 +0.130	1'36.809 1'37.103	7	0.294
7	21 M. RINALDI	ITA	Ducati Panigale V4 R	27.231	19.573 +0.169	19.960	30.096 +0.151	1'36.860 1'37.180	9	0.320
8	32 I. VINALES	ESP	Kawasaki ZX-10RR	27.322 +0.068	19.971 +0.084	19.928 +0.050	29.656	1'36.877 1'37.079	5	0.202
9	19 A. BAUTISTA	ESP	Honda CBR1000 RR-R	27.185	19.848 +0.076	19.894 +0.088	29.993	1'36.920 1'37.084	6	0.164
10	55 A. LOCATELLI	ITA	Yamaha YZF R1	27.276 +0.084	19.813 +0.036	20.047 +0.060	29.889 +0.085	1'37.025 1'37.290	10	0.265
11	60 M. VAN DER MARK	NED	BMW M 1000 RR	27.330	19.759	20.001 +0.019	30.031	1'37.121 1'37.140	8	0.019
12	1 J. REA	GBR	Kawasaki ZX-10RR	27.404	19.850 +0.069	20.098 +0.024	29.941	1'37.293 1'37.386	11	0.093
13	7 C. DAVIES	GBR	Ducati Panigale V4 R	27.286	19.956	20.182	30.057	1'37.481 1'37.481	13	
14	53 T. RABAT	ESP	Kawasaki ZX-10RR	27.443 +0.074	19.912 +0.010	20.100 +0.177	30.029 +0.037	1'37.484 1'37.782	14	0.298
15	23 C. PONSSON	FRA	Yamaha YZF R1	27.509	19.906 +0.121	20.215	30.133	1'37.763 1'37.884	16	0.121
16	66 T. SYKES	GBR	BMW M 1000 RR	27.544 +0.254	19.842	20.285	30.100 +0.042	1'37.771 1'38.067	17	0.296
17	76 S. CAVALIERI	ITA	Ducati Panigale V4 R	27.397 +0.026	20.117	20.175	30.102	1'37.791 1'37.817	15	0.026
18	36 L. MERCADO	ARG	Honda CBR1000 RR-R	27.461	20.199 +0.172	20.255 +0.083	30.175 +0.075	1'38.090 1'38.420	18	0.330
19	3 K. NOZANE	JPN	Yamaha YZF R1	27.778	20.214 +0.294	20.249 +0.021	30.412 +0.113	1'38.653 1'39.081	19	0.428
20	15 O. KONIG	CZE	Kawasaki ZX-10RR	28.426 +0.063	21.140 +0.164	21.230	31.759 +0.438	1'42.555 1'43.220	20	0.665
Overall Ideal Time				26.744	19.339	19.612	29.231	1'34.926		

19/11/2021

These data/results cannot be reproduced, stored and/or transmitted in whole or in part by any manner of electronic, mechanical, photocopying, recording, broadcasting or otherwise now known or herein after developed without the previous express consent by the copyright owner, except for reproduction in daily press and regular printed publications on sale to the public within 60 days of the event related to those data/results and always provided that copyright symbol appears together as follows below.

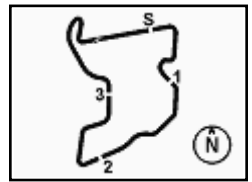
© DORNA WSBK ORGANIZATION Srl 2021

FICR PERUGIA TIMING


Official Tyre Supplier



Official Timekeeper



Pirelli Indonesian Round, 19-21 November 2021 Chronological Analysis Free Practice 1st Session

Pertamina Mandalika Circuit 4.300 m

1 / 4

1° 54 T. RAZGATLIOGLU (1'34.985)							
Lap	Seg.1	Seg.2	Seg.3	Seg.4	Lap Time	km/h	Local Time
1		21.078	24.459	31.833			11:52'04.998
2	27.646	20.462	20.461	30.776	1'39.345	276,2	11:53'44.343
3	27.120	20.280	20.269	30.268	1'37.937	278,4	11:55'22.280
4	27.092	19.980	20.063	30.202	1'37.337	278,4	11:56'59.617
5	27.099	19.887	19.898	29.659	1'36.543	279,1	11:58'36.160
6	27.045	19.946	19.914	29.864	1'36.769	279,8	12:00'12.929
7	28.729	20.872	20.593	36.343	1'46.537P	279,1	12:01'59.466
8	6'27.337	20.109	20.071	30.081	7'37.598P		12:09'37.064
9	27.693	20.952	21.371	30.125	1'40.141	278,4	12:11'17.205
10	27.281	19.810	20.028	29.650	1'36.769	279,1	12:12'53.974
11	27.059	19.761	19.861	29.733	1'36.414	281,3	12:14'30.388
12	27.160	19.722	19.928	29.579	1'36.389	279,1	12:16'06.777
13	27.219	19.562	19.899	29.580	1'36.260	281,3	12:17'43.037
14	27.733	21.939	20.978	36.206	1'46.856P	279,1	12:19'29.893
15	8'35.111	20.525	20.409	30.122	9'46.167P		12:29'16.060
16	26.917	19.518	19.612	29.360	1'35.407	279,1	12:30'51.467
17	26.744	19.339	19.671	29.231	1'34.985	282,0	12:32'26.452
18	26.897	19.500	19.786	29.412	1'35.595	280,5	12:34'02.047
19	26.846	19.433	19.816	29.386	1'35.481	280,5	12:35'37.528

18	27.178	19.735	20.140	29.532	1'36.585	277,6	12:34'12.168
19	31.320	20.866	20.198	29.769	1'42.153	277,6	12:35'54.321

4° 45 S. REDDING (1'36.820)							
Lap	Seg.1	Seg.2	Seg.3	Seg.4	Lap Time	km/h	Local Time
1		21.763	21.192	30.703			11:54'31.584
2	28.058	20.599	20.827	30.193	1'39.677	279,8	11:56'11.261
3	29.321	20.964	20.684	30.222	1'41.191	280,5	11:57'52.452
4	27.662	20.716	20.446	30.604	1'39.428	281,3	11:59'31.880
5	27.698	20.540	20.312	29.983	1'38.533	280,5	12:01'10.413
6	27.307	20.260	20.137	30.186	1'37.890	281,3	12:02'48.303
7	28.396	20.650	21.582	30.104	1'40.732	280,5	12:04'29.035
8	27.362	20.019	21.338	35.810	1'44.529P	280,5	12:06'13.564
9	9'47.782	20.615	20.541	30.160	10'59.098P		12:17'12.662
10	27.554	20.112	20.141	30.093	1'37.900	279,8	12:18'50.562
11	30.994	20.335	20.469	30.132	1'41.930	279,8	12:20'32.492
12	27.562	20.095	20.153	29.848	1'37.658	280,5	12:22'10.150
13	27.526	19.934	20.156	29.888	1'37.504	279,8	12:23'47.654
14	27.560	19.874	20.230	29.760	1'37.424	280,5	12:25'25.078
15	27.473	19.877	19.997	29.864	1'37.211	282,0	12:27'02.289
16	30.613	21.930	20.683	30.766	1'43.992	280,5	12:28'46.281
17	27.426	20.851	21.143	30.515	1'39.935	282,0	12:30'26.216
18	27.330	19.887	20.000	29.751	1'36.968	281,3	12:32'03.184
19	27.284	19.848	20.009	29.679	1'36.820	282,7	12:33'40.004
20	27.343	19.820	20.007	30.032	1'37.202	281,3	12:35'17.206

2° 22 A. LOWES (1'36.529)							
Lap	Seg.1	Seg.2	Seg.3	Seg.4	Lap Time	km/h	Local Time
1		21.358	21.192	31.776			11:52'29.516
2	27.977	20.592	21.290	30.824	1'40.683	277,6	11:54'10.199
3	28.221	20.113	28.736	31.420	1'48.490C	274,1	11:55'58.689
4	27.962	20.111	20.732	30.239	1'39.044	274,1	11:57'37.733
5	27.809	20.154	20.620	30.700	1'39.283	282,7	11:59'17.016
6	28.187	24.188	22.471	31.035	1'45.881	264,1	12:01'02.897
7	28.000	20.075	20.292	30.400	1'38.767	278,4	12:02'41.664
8	28.027	20.016	20.089	30.440	1'38.572	278,4	12:04'20.236
9	28.197	19.937	20.037	30.563	1'38.734	281,3	12:05'58.970
10	27.432	19.845	20.008	30.337	1'37.622	282,7	12:07'36.592
11	27.521	19.831	20.290	38.345	1'45.987P	269,3	12:09'22.579
12	13'42.306	20.831	24.187	30.454	14'57.778P		12:24'20.357
13	27.193	20.008	19.829	29.986	1'37.016	279,1	12:25'57.373
14	27.247	19.825	19.897	30.002	1'36.971	281,3	12:27'34.344
15	27.275	19.756	19.899	29.710	1'36.640	280,5	12:29'10.984
16	27.293	19.552	19.849	29.882	1'36.576	282,0	12:30'47.560
17	27.342	19.608	19.849	30.107	1'36.906	282,0	12:32'24.466
18	27.231	19.679	19.754	29.865	1'36.529	281,3	12:34'00.995
19	27.176	19.795	24.492	42.737	1'54.200P	282,0	12:35'55.195

5° 32 I. VINALES (1'37.079)							
Lap	Seg.1	Seg.2	Seg.3	Seg.4	Lap Time	km/h	Local Time
1		22.621	21.030	31.791			11:52'07.851
2	28.212	20.821	20.855	30.713	1'40.601	255,9	11:53'48.452
3	28.096	21.045	20.647	31.794	1'41.582	268,7	11:55'30.034
4	27.594	20.490	20.187	30.592	1'38.863	272,7	11:57'08.897
5	34.432	20.950	21.464	31.290	1'48.136	271,4	11:58'57.033
6	27.409	20.238	20.211	30.612	1'38.470	274,1	12:00'35.503
7	28.324	20.801	20.581	31.321	1'41.027	268,7	12:02'16.530
8	27.636	20.176	20.203	30.433	1'38.448	273,4	12:03'54.978
9	27.596	23.121	20.361	35.197	1'46.275P	272,7	12:05'41.253
10	15'36.425	21.644	20.633	31.294	16'49.996P		12:22'31.249
11	27.455	20.473	20.108	30.265	1'38.301	270,7	12:24'09.550
12	27.344	19.996	20.482	29.961	1'37.783	272,7	12:25'47.333
13	27.437	20.288	20.032	29.945	1'37.702	272,7	12:27'25.035
14	27.390	20.055	19.978	29.656	1'37.079	273,4	12:29'02.114
15	28.478	20.504	19.994	29.944	1'38.920	274,1	12:30'41.034
16	27.322	19.971	19.928	43.468	1'50.689	271,4	12:32'31.723
17	28.815	20.663	19.956	29.698	1'39.132	262,8	12:34'10.855
18	27.801	20.696	20.217	30.076	1'38.790	272,7	12:35'49.645

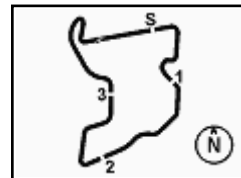
3° 31 G. GERLOFF (1'36.585)							
Lap	Seg.1	Seg.2	Seg.3	Seg.4	Lap Time	km/h	Local Time
1		22.334	21.457	32.596			11:52'48.160
2	29.116	22.179	20.959	30.968	1'43.222	257,8	11:54'31.382
3	28.183	20.596	21.108	30.584	1'40.471	276,9	11:56'11.853
4	27.782	20.253	33.823	30.874	1'52.732	276,9	11:58'04.585
5	28.029	20.489	20.412	30.108	1'39.038	276,9	11:59'43.623
6	27.702	20.312	20.241	30.520	1'38.775	277,6	12:01'22.398
7	34.635	22.108	20.670	30.621	1'48.034	276,9	12:03'10.432
8	28.381	20.685	20.342	33.101	1'42.509	276,9	12:04'52.941
9	28.105	20.287	20.428	31.015	1'39.835	277,6	12:06'32.776
10	27.681	19.883	20.301	30.311	1'38.176	277,6	12:08'10.952
11	27.525	19.995	20.239	29.978	1'37.737	276,9	12:09'48.689
12	27.900	20.308	20.338	35.256	1'43.802P	278,4	12:11'32.491
13	13'09.287	20.299	29.276	30.796	14'29.658P		12:26'02.149
14	27.654	22.018	20.211	30.349	1'40.232	276,9	12:27'42.381
15	27.515	19.937	20.107	29.951	1'37.510	277,6	12:29'19.891
16	27.539	19.670	20.256	30.130	1'37.595	278,4	12:30'57.486
17	27.613	19.933	20.035	30.516	1'38.097	278,4	12:32'35.583

6° 19 A. BAUTISTA (1'37.084)							
Lap	Seg.1	Seg.2	Seg.3	Seg.4	Lap Time	km/h	Local Time
1		22.833	21.469	32.497			11:52'09.670
2	28.487	21.449	20.747	30.712	1'41.395	260,9	11:53'51.065
3	27.808	20.595	20.548	30.794	1'39.745	284,2	11:55'30.810
4	27.573	20.866	20.168	30.418	1'39.025	283,5	11:57'09.835
5	27.576	21.427	20.515	30.595	1'40.113	283,5	11:58'49.948
6	27.606	20.661	20.312	3'46.037	4'54.616P	284,2	12:03'44.564
7	17'32.939	20.972	20.274	30.426	18'44.611P		12:22'29.175
8	27.521	20.713	20.157	30.117	1'38.508	284,2	12:24'07.683
9	27.515	20.372	20.186	30.071	1'38.144	282,7	12:25'45.827
10	27.262	20.428	20.029	30.069	1'37.788	285,0	12:27'23.615
11	27.330	20.054	20.045	30.189	1'37.618	286,5	12:29'01.233
12	27.234	19.996	19.968	30.105	1'37.303	286,5	12:30'38.536
13	27.333	19.852	20.089	35.753	1'43.027	283,5	12:32'21.563
14	27.229	19.848	19.894	30.162	1'37.133	285,0	12:33'58.696

19/11/2021 P = Pits In/Out - C = Lap Time Cancelled

These data/results cannot be reproduced, stored and/or transmitted in whole or in part by any manner of electronic, mechanical, photocopying, recording, broadcasting or otherwise now known or herein after developed without the previous express consent by the copyright owner, except for reproduction in daily press and regular printed publications on sale to the public within 60 days of the event related to those data/results and always provided that copyright symbol appears together as follows below.

© DORNA WSBK ORGANIZATION Srl 2021



Pirelli Indonesian Round, 19-21 November 2021 Chronological Analysis Free Practice 1st Session

Pertamina Mandalika Circuit 4.300 m

2 / 4

15	27.185	19.924	19.982	29.993	1'37.084	284,2	12:35'35.780	18	27.319	19.674	36.605	32.512	1'56.110	285,0	12:34'50.513
19								19	27.454	19.573	20.155	30.096	1'37.278	283,5	12:36'27.791

7° 47 A. BASSANI (1'37.103)							
Lap	Seg.1	Seg.2	Seg.3	Seg.4	Lap Time	km/h	Local Time
1		22.142	22.295	31.702			11:54'11.978
2	28.504	20.459	20.391	30.642	1'39.996	246,0	11:55'51.974
3	27.877	20.026	20.322	30.781	1'39.006	270,0	11:57'30.980
4	27.521	19.906	20.091	30.415	1'37.933	277,6	11:59'08.913
5	27.482	19.796	20.066	30.352	1'37.696	275,5	12:00'46.609
6	27.442	20.055	20.366	30.127	1'37.990	279,8	12:02'24.599
7	27.474	19.959	19.869	30.417	1'37.719	280,5	12:04'02.318
8	30.737	20.688	20.617	36.893	1'48.935P	277,6	12:05'51.253
9	12'53.033	21.634	21.130	30.832	14'06.629P		12:19'57.882
10	27.405	19.843	19.949	29.989	1'37.186	279,1	12:21'35.068
11	27.314	19.928	19.912	30.081	1'37.235	279,1	12:23'12.303
12	27.289	19.832	19.863	30.119	1'37.103	279,8	12:24'49.406
13	27.453	19.797	20.202	30.084	1'37.536	279,1	12:26'26.942
14	27.444	19.807	19.918	30.188	1'37.357	279,1	12:28'04.299
15	31.201	21.436	22.970	32.282	1'47.889	277,6	12:29'52.188
16	27.635	19.668	24.755	31.369	1'43.427	279,1	12:31'35.615
17	27.334	20.061	19.905	30.220	1'37.520	279,8	12:33'13.135
18	29.423	20.922	24.083	36.510	1'50.938P	279,1	12:35'04.073

8° 60 M. VAN DER MARK (1'37.140)							
Lap	Seg.1	Seg.2	Seg.3	Seg.4	Lap Time	km/h	Local Time
1		21.610	24.943	32.554			11:52'06.016
2	28.371	20.550	20.695	31.133	1'40.749	247,1	11:53'46.765
3	28.293	20.721	20.514	31.049	1'40.577	259,0	11:55'27.342
4	27.912	20.103	20.394	37.128	1'45.537P	266,0	11:57'12.879
5	3'20.228	20.228	20.219	31.021	4'31.696P		12:01'44.575
6	28.138	21.088	20.844	30.856	1'40.926	272,0	12:03'25.501
7	27.806	21.230	20.533	30.893	1'40.462	274,1	12:05'05.963
8	27.714	20.236	20.331	30.716	1'38.997C	273,4	12:06'44.960
9	27.578	23.548	21.901	36.821	1'49.848P	273,4	12:08'34.808
10	11'56.041	20.111	26.327	30.680	13'13.159P		12:21'47.967
11	27.651	19.970	20.091	42.551	1'50.263	274,8	12:23'38.230
12	27.659	19.923	25.985	30.777	1'44.344C	276,2	12:25'22.574
13	27.734	20.180	20.170	31.013	1'39.097C	275,5	12:27'01.671
14	27.620	25.543	20.938	31.075	1'45.176	272,7	12:28'46.847
15	27.687	21.131	20.408	30.711	1'39.937	274,1	12:30'26.784
16	27.546	19.890	20.001	30.039	1'37.476	276,2	12:32'04.260
17	27.330	19.759	20.020	30.031	1'37.140	276,2	12:33'41.400
18	30.964	24.270	26.366	35.373	1'56.973	274,1	12:35'38.373

9° 21 M. RINALDI (1'37.180)							
Lap	Seg.1	Seg.2	Seg.3	Seg.4	Lap Time	km/h	Local Time
1		20.940	21.210	31.252			11:52'31.560
2	28.211	20.120	20.614	31.129	1'40.074	254,7	11:54'11.634
3	28.195	20.144	20.689	30.805	1'39.833	272,0	11:55'51.467
4	27.846	20.322	20.391	30.638	1'39.197	284,2	11:57'30.664
5	27.421	20.040	20.187	30.270	1'37.918	285,0	11:59'08.582
6	27.325	19.969	23.410	30.367	1'41.071	283,5	12:00'49.653
7	27.325	19.720	20.016	30.283	1'37.344	285,7	12:02'26.997
8	27.231	19.742	19.960	30.247	1'37.180	285,7	12:04'04.177
9	28.559	20.856	21.636	36.849	1'47.900P	268,7	12:05'52.077
10	8'28.092	20.942	20.353	30.590	9'39.977P		12:15'32.054
11	27.414	19.907	20.502	34.323	1'42.146	282,7	12:17'14.200
12	27.487	19.879	20.204	30.607	1'38.177	283,5	12:18'52.377
13	27.750	19.942	26.995	36.629	1'51.316P	285,0	12:20'43.693
14	6'01.932	20.190	20.255	30.737	7'13.114P		12:27'56.807
15	27.613	19.629	20.208	30.181	1'37.631	279,8	12:29'34.438
16	29.660	20.031	22.522	30.421	1'42.634	283,5	12:31'17.072
17	27.294	19.809	20.130	30.098	1'37.331	284,2	12:32'54.403

10° 55 A. LOCATELLI (1'37.290)							
Lap	Seg.1	Seg.2	Seg.3	Seg.4	Lap Time	km/h	Local Time
1		21.122	24.732	35.741			11:52'58.090
2	28.546	21.696	21.097	31.814	1'43.153C	277,6	11:54'41.243
3	28.137	20.938	20.909	31.289	1'41.273	279,1	11:56'22.516
4	27.792	20.638	20.419	30.873	1'39.722	279,1	11:58'02.238
5	27.276	20.830	20.519	30.702	1'39.327	280,5	11:59'41.565
6	27.501	20.795	20.522	30.542	1'39.360	281,3	12:01'20.925
7	27.578	20.515	20.444	30.583	1'39.120	280,5	12:03'00.045
8	27.650	20.290	20.314	30.561	1'38.815	279,1	12:04'38.860
9	27.680	20.280	20.288	33.035	1'41.283	279,8	12:06'20.143
10	27.588	20.118	20.204	30.435	1'38.345	279,8	12:07'58.488
11	27.415	20.077	20.233	30.385	1'38.110	278,4	12:09'36.598
12	28.356	21.064	21.742	37.204	1'48.366P	279,1	12:11'24.964
13	10'38.172	20.853	20.177	30.104	11'49.306P		12:23'14.270
14	27.615	19.926	20.047	30.055	1'37.643	279,8	12:24'51.913
15	27.631	19.837	20.166	30.220	1'37.854C	279,8	12:26'29.767
16	27.360	19.813	20.136	30.202	1'37.511	279,8	12:28'07.278
17	27.364	19.825	20.224	30.066	1'37.479	279,8	12:29'44.757
18	27.422	20.124	20.193	30.040	1'37.779	280,5	12:31'22.536
19	27.360	19.849	20.107	29.974	1'37.290	279,8	12:32'59.826
20	27.281	19.899	20.261	29.889	1'37.330	279,8	12:34'37.156
21	27.398	19.846	20.211	32.004	1'39.459	278,4	12:36'16.615

11° 1 J. REA (1'37.386)							
Lap	Seg.1	Seg.2	Seg.3	Seg.4	Lap Time	km/h	Local Time
1		21.532	20.926	30.702			11:52'27.593
2	28.428	21.019	20.721	30.864	1'41.032	266,7	11:54'08.625
3	28.090	20.443	20.276	30.152	1'38.961	278,4	11:55'47.586
4	27.908	20.144	20.240	30.399	1'38.691	276,2	11:57'26.277
5	32.051	21.524	20.219	30.059	1'43.853	278,4	11:59'10.130
6	27.568	19.942	20.589	29.962	1'38.061	281,3	12:00'48.191
7	27.404	19.919	20.122	29.941	1'37.386	279,1	12:02'25.577
8	27.694	19.850	20.098	30.010	1'37.652	279,8	12:04'03.229
9	27.489	20.167	20.546	34.927	1'43.129P	279,1	12:05'46.358
10	17'56.505	20.596	21.036	36.199	19'14.336P		12:25'00.694
11	9'58.552	20.034	20.990	30.384	11'09.960P		12:36'10.654

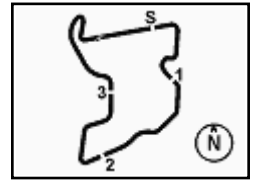
12° 91 L. HASLAM (1'37.423)							
Lap	Seg.1	Seg.2	Seg.3	Seg.4	Lap Time	km/h	Local Time
1		24.033	22.214	35.766			11:51'59.398
2	30.028	22.352	21.192	31.970	1'45.542	250,6	11:53'44.940
3	27.912	20.520	20.275	31.337	1'40.044	278,4	11:55'24.984
4	27.495	20.262	21.240	35.706	1'44.703	277,6	11:57'09.687
5	28.668	21.132	24.231	31.061	1'45.092	258,4	11:58'54.779
6	27.574	20.293	20.737	39.985	1'48.589P	277,6	12:00'43.368
7	9'51.866	21.014	20.806	32.078	11'05.764P		12:11'49.132
8	27.597	20.246	20.195	36.850	1'44.888	280,5	12:13'34.020
9	27.460	19.885	20.193	30.485	1'38.023	279,8	12:15'12.043
10	27.635	20.059	22.980	38.757	1'49.431P	279,8	12:17'01.474
11	9'17.943	21.534	22.465	32.023	10'33.965P		12:27'35.439
12	28.303	20.376	20.970	31.707	1'41.356	281,3	12:29'16.795
13	27.354	19.599	19.855	30.157	1'36.965C	280,5	12:30'53.760
14	27.323	19.449	20.554	30.097	1'37.423	282,0	12:32'31.183
15	29.319	28.733	22.228	39.199	1'59.479P	258,4	12:34'30.662

13° 7 C. DAVIES (1'37.481)							
Lap	Seg.1	Seg.2	Seg.3	Seg.4	Lap Time	km/h	Local Time
1		22.666	22.546	36.047			11:52'47.805
2	3'02.624	21.638	22.725	38.572	4'25.559P		11:57'13.364

19/11/2021 P = Pits In/Out - C = Lap Time Cancelled

These data/results cannot be reproduced, stored and/or transmitted in whole or in part by any manner of electronic, mechanical, photocopying, recording, broadcasting or otherwise now known or herein after developed without the previous express consent by the copyright owner, except for reproduction in daily press and regular printed publications on sale to the public within 60 days of the event related to those data/results and always provided that copyright symbol appears together as follows below.

© DORNA WSBK ORGANIZATION Srl 2021



Pirelli Indonesian Round, 19-21 November 2021 Chronological Analysis Free Practice 1st Session

Pertamina Mandalika Circuit 4.300 m

3 / 4

Lap	Seg.1	Seg.2	Seg.3	Seg.4	Lap Time	km/h	Local Time
3	28.065	20.505	24.518	32.789	1'45.877	278,4	11:58'59.241
4	27.990	20.506	20.651	31.897	1'41.044	276,9	12:00'40.285
5	29.320	21.880	26.685	31.654	1'49.539	278,4	12:02'29.824
6	28.070	20.931	20.671	31.210	1'40.882	279,8	12:04'10.706
7	28.377	20.826	20.498	31.097	1'40.798	278,4	12:05'51.504
8	27.857	20.331	21.430	30.724	1'40.342	278,4	12:07'31.846
9	30.237	21.885	22.179	38.851	1'53.152P	270,7	12:09'24.998
10	9'58.526	20.755	20.620	30.888	11'10.789P		12:20'35.787
11	28.207	20.716	20.557	31.019	1'40.499	280,5	12:22'16.286
12	28.040	22.908	20.973	30.981	1'42.902	279,1	12:23'59.188
13	27.791	20.726	21.046	31.101	1'40.664C	280,5	12:25'39.852
14	27.505	20.124	21.688	31.313	1'40.630	279,8	12:27'20.482
15	27.701	20.081	20.440	30.379	1'38.601	280,5	12:28'59.083
16	27.542	20.042	20.460	35.953	1'43.997	281,3	12:30'43.080
17	27.341	22.348	23.218	33.323	1'46.230	282,7	12:32'29.310
18	27.286	19.956	20.182	30.057	1'37.481	282,0	12:34'06.791
19			24.896	32.526	1'59.374	281,3	12:36'06.165
19						27.509	20.027
19						20.215	30.133
19						1'37.884	276,2
19							12:35'37.237

14° 53 T. RABAT (1'37.782)

Lap	Seg.1	Seg.2	Seg.3	Seg.4	Lap Time	km/h	Local Time
1		21.691	21.583	32.771			11:52'05.719
2	28.419	20.856	21.028	31.402	1'41.705	252,9	11:53'47.424
3	28.278	20.579	24.841	31.310	1'45.008	265,4	11:55'32.432
4	28.300	21.097	21.452	31.021	1'41.870	270,7	11:57'14.302
5	27.826	20.204	21.937	30.955	1'40.922	271,4	11:58'55.224
6	27.886	20.400	20.584	30.986	1'39.856	275,5	12:00'35.080
7	27.834	20.468	20.389	30.570	1'39.261	274,1	12:02'14.341
8	27.603	20.181	20.942	30.493	1'39.219	274,1	12:03'53.560
9	27.765	20.226	20.712	30.444	1'39.147	274,1	12:05'32.707
10	29.290	23.020	28.845	38.489	1'59.644	274,8	12:07'32.351
11	28.305	20.989	22.969	44.050	1'56.313P	272,0	12:09'28.664
12	11'04.187	20.739	24.437	30.779	12'20.142P		12:21'48.806
13	27.696	20.329	20.100	42.219	1'50.344	274,8	12:23'39.150
14	28.171	20.366	25.287	32.529	1'46.353	273,4	12:25'25.503
15	27.517	19.922	20.277	30.066	1'37.782	274,8	12:27'03.285
16	27.443	20.099	20.288	30.371	1'38.201	276,9	12:28'41.486
17	27.590	20.332	20.249	30.650	1'38.821	274,8	12:30'20.307
18	27.567	19.912	20.311	30.127	1'37.917	273,4	12:31'58.224
19	32.525	22.350	20.335	30.505	1'45.715	275,5	12:33'43.939
20	27.467	19.965	20.360	30.029	1'37.821	274,8	12:35'21.760

15° 76 S. CAVALIERI (1'37.817)

Lap	Seg.1	Seg.2	Seg.3	Seg.4	Lap Time	km/h	Local Time
1		21.908	21.818	32.295			11:52'08.122
2	28.681	20.764	20.707	31.096	1'41.248	240,5	11:53'49.370
3	27.976	20.739	20.587	31.518	1'40.820	263,4	11:55'30.190
4	27.851	20.571	20.267	30.842	1'39.531	263,4	11:57'09.721
5	28.102	21.135	20.693	30.884	1'40.814	276,2	11:58'50.535
6	27.680	20.425	20.460	30.465	1'39.030	273,4	12:00'29.565
7	29.443	21.230	20.392	30.586	1'41.651	267,3	12:02'11.216
8	27.554	20.616	26.188	30.628	1'44.986	277,6	12:03'56.202
9	27.599	20.562	20.207	30.273	1'38.641	275,5	12:05'34.843
10	27.397	20.447	25.649	36.567	1'50.060CP	280,5	12:07'24.903
11	11'50.014	20.932	21.116	35.946	13'08.008CP		12:20'32.911
12	27.748	20.350	20.272	30.365	1'38.735C	279,1	12:22'11.646
13	28.745	20.485	20.653	30.584	1'40.467C	277,6	12:23'52.113
14	27.572	20.255	20.495	30.765	1'39.087	279,8	12:25'31.200
15	28.062	20.716	20.945	35.397	1'45.120P	272,7	12:27'16.320
16	6'07.886	20.664	22.897	30.271	7'21.718CP		12:34'38.038
17	27.423	20.117	20.175	30.102	1'37.817	278,4	12:36'15.855

16° 23 C. PONSSON (1'37.884)

Lap	Seg.1	Seg.2	Seg.3	Seg.4	Lap Time	km/h	Local Time
1							

17° 66 T. SYKES (1'38.067)

Lap	Seg.1	Seg.2	Seg.3	Seg.4	Lap Time	km/h	Local Time
1		23.096	21.940	32.964			11:52'47.486
2	28.861	22.613	22.629	31.539	1'45.642	262,8	11:54'33.128
3	28.355	20.561	24.466	31.730	1'45.112	274,8	11:56'18.240
4	27.840	20.696	20.567	30.698	1'39.801	273,4	11:57'58.041
5	28.198	21.236	20.693	31.405	1'41.532	275,5	11:59'39.573
6	27.730	20.494	20.913	30.460	1'39.597	279,8	12:01'19.170
7	27.843	21.102	23.404	30.552	1'42.901	275,5	12:03'02.071
8	27.830	20.077	20.305	30.263	1'38.475	276,9	12:04'04.546
9	27.798	19.842	20.285	30.142	1'38.067	277,6	12:06'18.613
10	32.135	21.966	23.306	31.649	1'49.056C	269,3	12:08'07.669
11	27.589	20.118	20.335	30.100	1'38.142	277,6	12:09'45.811
12	28.901	21.917	21.990	37.986	1'50.794P	273,4	12:11'36.605
13	13'35.092	20.619	29.235	30.969	14'55.915P		12:26'32.520
14	27.544	19.870	23.625	30.891	1'41.930C	277,6	12:28'14.450

18° 36 L. MERCADO (1'38.420)

Lap	Seg.1	Seg.2	Seg.3	Seg.4	Lap Time	km/h	Local Time
1		22.185	21.915	32.788			11:52'05.426
2	28.218	20.832	20.680	31.253	1'40.983	270,0	11:53'46.409
3	28.990	20.682	21.108	31.288	1'42.068	276,2	11:55'28.477
4	28.297	23.741	21.075	30.758	1'43.871	276,9	11:57'12.348
5	28.496	20.947	20.901	30.798	1'41.142	276,9	11:58'53.490
6	27.981	20.919	20.756	30.609	1'40.265	276,9	12:00'33.755
7	27.872	20.547	20.573	30.566	1'39.558	276,9	12:02'13.313
8	27.775	20.576	20.465	30.683	1'39.499	275,5	12:03'52.812
9	27.643	26.733	20.754	30.535	1'45.665	275,5	12:05'38.477
10	27.461	20.371	20.338	30.250	1'38.420	277,6	12:07'16.897
11	31.676	21.237	20.647	36.822	1'50.382P	276,2	12:09'07.279
12	12'53.875	24.738	20.688	31.158	14'10.459P		12:23'17.738
13	27.884	20.504	20.324	30.678	1'39.390	271,4	12:24'57.128
14	32.254	20.693	21.070	30.754	1'44.771	275,5	12:26'41.899
15	27.715	20.480	20.356	30.453	1'39.004	276,9	12:28'20.903
16	27.775	20.716	20.405	30.284	1'39.180	276,9	12:30'00.083
17	27.578	20.310	20.255	30.297	1'38.440	276,9	12:31'38.523
18	27.601	20.199	20.271	30.233	1'38.304C	275,5	12:33'16.827
19	27.542	20.519	20.409	30.175	1'38.645	277,6	12:34'55.472
20	32.763	21.263	22.368	31.777	1'48.171	277,6	12:36'43.643

19° 3 K. NOZANE (1'39.081)

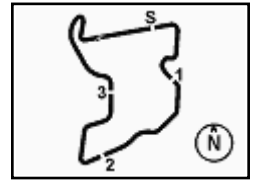
Lap	Seg.1	Seg.2	Seg.3	Seg.4	Lap Time	km/h	Local Time
1		22.940	22.168	32.364			11:52'26.160

19/11/2021 P = Pits In/Out - C = Lap Time Cancelled

These data/results cannot be reproduced, stored and/or transmitted in whole or in part by any manner of electronic, mechanical, photocopying, recording, broadcasting or otherwise now known or herein after developed without the previous express consent by the copyright owner, except for reproduction in daily press and regular printed publications on sale to the public within 60 days of the event related to those data/results and always provided that copyright symbol appears together as follows below.

© DORNA WSBK ORGANIZATION Srl 2021




**Pirelli Indonesian Round, 19-21 November 2021
Chronological Analysis Free Practice 1st Session**

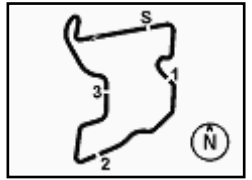
2	29.876	22.045	21.502	31.486	1'44.909	237,4	11:54'11.069
3	28.967	21.418	20.873	31.346	1'42.604	266,0	11:55'53.673
4	28.292	20.888	21.540	31.325	1'42.045	271,4	11:57'35.718
5	28.258	21.347	20.888	30.412	1'40.905	272,7	11:59'16.623
6	28.080	20.722	20.397	30.708	1'39.907	274,8	12:00'56.530
7	28.409	20.812	20.409	30.760	1'40.390	274,1	12:02'36.920
8	28.208	20.625	20.355	30.714	1'39.902	275,5	12:04'16.822
9	28.105	20.661	20.374	30.518	1'39.658	274,8	12:05'56.480
10	27.800	20.648	20.249	30.929	1'39.626	277,6	12:07'36.106
11	32.702	22.535	22.395	41.613	1'59.245P	270,7	12:09'35.351
12	10'28.662	21.164	20.798	30.886	1'41.510CP		12:21'16.861
13	28.183	20.675	20.396	30.659	1'39.913C	272,7	12:22'56.774
14	27.867	20.985	20.681	30.906	1'40.439	276,2	12:24'37.213
15	27.868	20.214	20.407	30.588	1'39.077C	274,8	12:26'16.290
16	34.771	22.406	25.671	30.902	1'53.750	274,1	12:28'10.040
17	27.859	20.396	20.303	30.479	1'39.037C	276,2	12:29'49.077
18	27.778	20.508	20.270	30.525	1'39.081	275,5	12:31'28.158
19	39.503	23.673	29.132	47.381	2'19.689P	260,9	12:33'47.847

20°		15 O. KONIG (1'43.220)					
Lap	Seg.1	Seg.2	Seg.3	Seg.4	Lap Time	km/h	Local Time
1		23.578	22.796	33.551			11:52'39.970
2	31.053	22.487	21.885	32.967	1'48.392	248,8	11:54'28.362
3	29.103	22.032	21.731	32.193	1'45.059	270,0	11:56'13.421
4	28.981	21.505	21.471	31.759	1'43.716	268,7	11:57'57.137
5	28.489	21.304	21.230	32.197	1'43.220	273,4	11:59'40.357
6	28.426	21.140	21.368	32.298	1'43.232	274,1	12:01'23.589
7	30'48.188	22.266	21.954	32.473	32'04.881	273,4	12:33'28.470
8	29.224	21.835	21.765	32.105	1'44.929	269,3	12:35'13.399

19/11/2021 P = Pits In/Out - C = Lap Time Cancelled

These data/results cannot be reproduced, stored and/or transmitted in whole or in part by any manner of electronic, mechanical, photocopying, recording, broadcasting or otherwise now known or herein after developed without the previous express consent by the copyright owner, except for reproduction in daily press and regular printed publications on sale to the public within 60 days of the event related to those data/results and always provided that copyright symbol appears together as follows below.

© DORNA WSBK ORGANIZATION Srl 2021



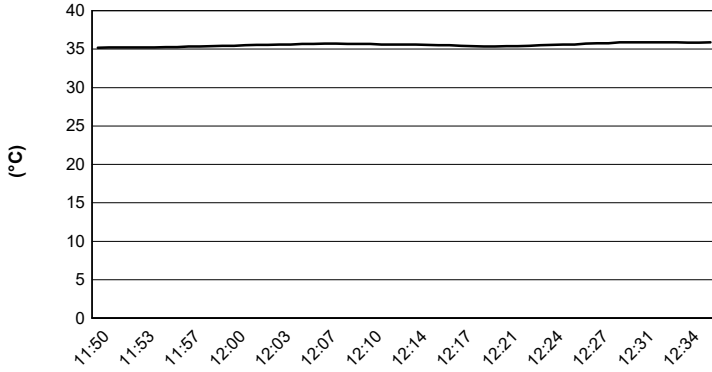
Pertamina Mandalika Circuit 4.300 m

Pirelli Indonesian Round, 19-21 November 2021

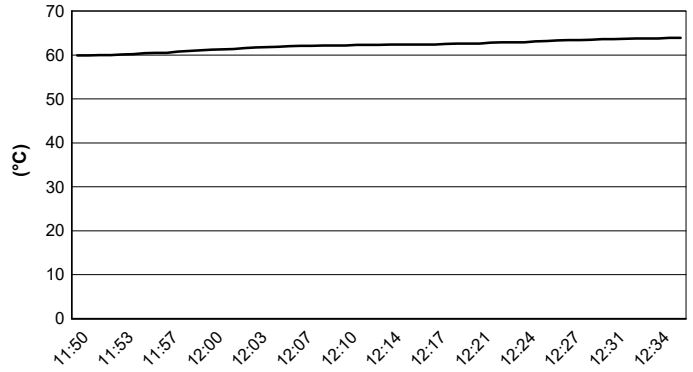
Weather Report Free Practice 1st Session

Session started 11:50 - Session ended 12:37

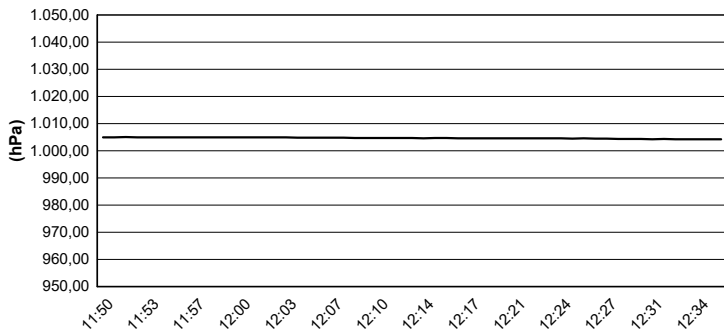
Air Temperature



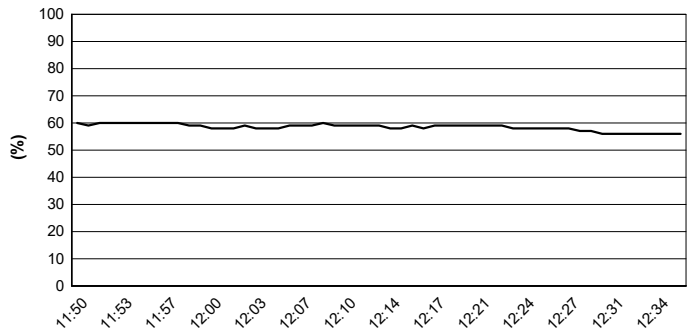
Track Temperature



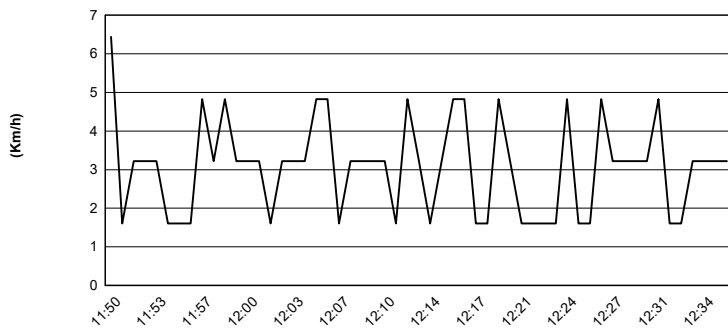
Air Pressure



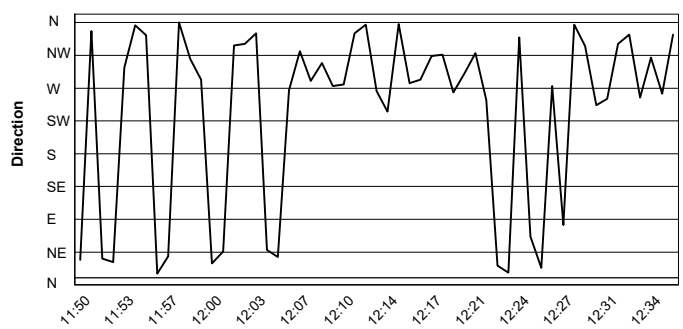
Humidity



Wind Speed



Wind Direction



19/11/2021

These data/results cannot be reproduced, stored and/or transmitted in whole or in part by any manner of electronic, mechanical, photocopying, recording, broadcasting or otherwise now known or herein after developed without the previous express consent by the copyright owner, except for reproduction in daily press and regular printed publications on sale to the public within 60 days of the event related to those data/results and always provided that copyright symbol appears together as follows below.

© DORNA WSBK ORGANIZATION Srl 2021