

Pirelli Indonesian Round, 19-21 November 2021 Chronological Analysis Free Practice 2nd Session

Pertamina Mandalika Circuit 4.300 m

1 / 4

1° 54 T. RAZGATLIOGLU (1'34.230)							
Lap	Seg.1	Seg.2	Seg.3	Seg.4	Lap Time	km/h	Local Time
1		20.289	20.139	29.868		15:08'39.906	
2	27.501	19.944	19.957	29.672	1'37.074	279,1	15:10'16.980
3	26.682	21.724	19.898	29.677	1'37.981	281,3	15:11'54.961
4	26.798	19.487	19.571	29.269	1'35.125	280,5	15:13'30.086
5	35.127	20.066	23.083	30.415	1'48.691	281,3	15:15'18.777
6	26.678	20.481	20.285	30.489	1'37.933	282,0	15:16'56.710
7	27.200	20.073	21.663	30.573	1'39.509	279,8	15:18'36.219
8	26.664	19.350	19.571	29.420	1'35.005	279,8	15:20'11.224
9	26.612	19.330	19.629	29.244	1'34.815	280,5	15:21'46.039
10	26.710	19.340	19.611	28.990	1'34.651	280,5	15:23'20.690
11	27.417	20.298	20.251	34.635	1'42.601P	279,8	15:25'03.291
12	6'26.159	20.409	20.150	29.672	7'36.390P		15:32'39.681
13	26.596	19.192	19.433	29.009	1'34.230	279,1	15:34'13.911
14	26.525	19.046	20.892	29.337	1'35.800	280,5	15:35'49.711
15	26.834	19.654	19.523	29.181	1'35.192	282,0	15:37'24.903
16	26.571	19.152	19.495	29.013	1'34.231	277,6	15:38'59.134
17	26.548	19.343	19.496	29.108	1'34.495	278,4	15:40'33.629
18	26.607	19.288	19.403	29.127	1'34.425	278,4	15:42'08.054
19	26.623	19.335	19.440	29.158	1'34.556	277,6	15:43'42.610
20	26.605	19.192	19.582	29.009	1'34.388	278,4	15:45'16.998
21	26.556	19.260	19.449	29.067	1'34.332	279,8	15:46'51.330
22	26.639	19.240	19.547	28.990	1'34.416	277,6	15:48'25.746
23	26.725	19.270	19.537	29.085	1'34.617	279,1	15:50'00.363

10	26.874	19.287	19.787	29.085	1'35.033	278,4	15:22'00.438
11	26.924	19.504	19.555	29.133	1'35.116	277,6	15:23'35.554
12	26.821	19.448	19.654	29.253	1'35.176	279,1	15:25'10.730
13	26.917	19.379	19.607	29.326	1'35.229	280,5	15:26'45.959
14	32.183	20.410	20.253	35.056	1'47.902P	276,2	15:28'33.861
15	9'19.865	20.527	24.004	29.889	10'34.285P		15:39'08.146
16	28.163	20.038	20.002	29.374	1'37.577	277,6	15:40'45.723
17	27.011	19.958	20.240	29.692	1'36.901	277,6	15:42'22.624
18	26.811	19.250	19.413	28.981	1'34.455	278,4	15:43'57.079
19	26.657	19.365	19.479	28.967	1'34.468	278,4	15:45'31.547
20	26.708	19.271	19.475	29.319	1'34.773	277,6	15:47'06.320
21	26.643	19.100	19.749	29.395	1'34.887	278,4	15:48'41.207
22	27.040	19.580	19.551	29.105	1'35.276	279,8	15:50'16.483

2° 1 J. REA (1'34.404)							
Lap	Seg.1	Seg.2	Seg.3	Seg.4	Lap Time	km/h	Local Time
1		20.303	20.960	31.062		15:07'13.937	
2	27.223	19.445	19.803	29.604	1'36.075	279,1	15:08'50.012
3	26.906	19.206	22.289	29.494	1'37.895	280,5	15:10'27.907
4	26.825	19.435	19.535	29.327	1'35.122	281,3	15:12'03.029
5	27.637	19.600	19.741	30.311	1'37.289	280,5	15:13'40.318
6	26.876	19.462	19.628	29.529	1'35.495	281,3	15:15'15.813
7	28.879	21.667	20.133	31.101	1'41.780	279,8	15:16'57.593
8	26.870	19.771	19.700	29.268	1'35.609	282,0	15:18'33.202
9	27.018	19.630	19.599	29.624	1'35.871	279,1	15:20'09.073
10	26.842	19.666	19.669	29.357	1'35.534	279,8	15:21'44.607
11	26.976	19.424	19.642	29.241	1'35.283	279,8	15:23'19.890
12	26.817	19.370	19.524	29.321	1'35.032	279,8	15:24'54.922
13	28.646	21.747	21.077	35.460	1'46.930P	279,1	15:26'41.852
14	8'25.721	20.048	20.016	29.394	9'35.179P		15:36'17.031
15	26.788	19.319	19.409	28.953	1'34.469	277,6	15:37'51.500
16	27.321	19.697	19.734	29.131	1'35.883	280,5	15:39'27.383
17	26.763	19.326	19.404	28.930	1'34.423	279,8	15:41'01.806
18	26.718	19.311	19.451	29.353	1'34.833	279,8	15:42'36.639
19	26.639	19.267	19.474	29.024	1'34.404	279,8	15:44'11.043
20	26.714	19.324	22.320	38.350	1'46.708P	277,6	15:45'57.751
21	49.909	20.216	20.467	32.071	2'02.663P		15:48'00.414
22	26.613	19.487	19.371	28.982	1'34.453	279,8	15:49'34.867
23	33.768	19.932	19.478	31.687	1'44.865	280,5	15:51'19.732

4° 19 A. BAUTISTA (1'34.460)							
Lap	Seg.1	Seg.2	Seg.3	Seg.4	Lap Time	km/h	Local Time
1		20.644	20.355	30.259		15:07'08.702	
2	26.965	19.929	19.664	29.625	1'36.183	285,0	15:08'44.885
3	26.840	19.846	19.697	29.614	1'35.997	287,2	15:10'20.882
4	26.789	19.596	19.689	29.413	1'35.487	285,7	15:11'56.369
5	26.930	19.618	19.690	29.663	1'35.901	287,2	15:13'32.270
6	26.921	19.669	19.805	29.806	1'36.201	288,8	15:15'08.471
7	31.548	20.640	22.363	36.236	1'50.787P	279,1	15:16'59.258
8	7'43.167	20.213	19.848	29.979	8'53.207P		15:25'52.465
9	26.849	19.515	19.580	29.799	1'35.743	284,2	15:27'28.208
10	26.902	19.471	19.554	29.416	1'35.343	285,7	15:29'03.551
11	27.086	19.594	19.648	29.493	1'35.821	282,7	15:30'39.372
12	26.880	22.351	24.674	29.957	1'43.862C	285,7	15:32'23.234
13	26.832	19.438	19.734	29.449	1'35.453	285,0	15:33'58.687
14	26.903	19.506	19.700	29.417	1'35.526	286,5	15:35'34.213
15	28.207	20.700	20.493	35.443	1'44.843P	285,0	15:37'19.056
16	7'19.429	19.890	20.883	29.328	8'29.530P		15:45'48.586
17	26.511	19.273	19.498	29.178	1'34.460	285,7	15:47'23.046
18	26.628	19.432	19.601	29.383	1'35.044	285,7	15:48'58.090
19	26.589	20.405	19.660	29.639	1'36.293	285,7	15:50'34.383

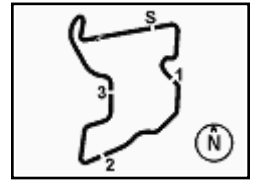
3° 31 G. GERLOFF (1'34.455)							
Lap	Seg.1	Seg.2	Seg.3	Seg.4	Lap Time	km/h	Local Time
1		21.009	20.325	30.162		15:07'30.663	
2	27.169	19.799	20.090	30.464	1'37.522	276,2	15:09'08.185
3	26.824	19.737	19.945	29.436	1'35.942C	277,6	15:10'44.127
4	31.235	20.815	20.285	29.898	1'42.233	278,4	15:12'26.360
5	27.039	19.375	19.769	29.382	1'35.565	277,6	15:14'01.925
6	26.878	19.237	20.125	29.268	1'35.508	278,4	15:15'37.433
7	26.847	19.486	19.742	29.171	1'35.246	278,4	15:17'12.679
8	29.204	19.614	19.641	29.187	1'37.646	279,1	15:18'50.325
9	26.836	19.516	19.547	29.181	1'35.080	277,6	15:20'25.405

5° 45 S. REDDING (1'34.579)							
Lap	Seg.1	Seg.2	Seg.3	Seg.4	Lap Time	km/h	Local Time
1		20.917	23.156	30.460		15:07'44.489	
2	27.091	19.649	19.721	29.482	1'35.943	280,5	15:09'20.432
3	26.782	20.043	19.932	29.348	1'36.105	280,5	15:10'56.537
4	26.738	19.701	19.631	29.511	1'35.581	282,0	15:12'32.118
5	26.751	19.652	19.613	29.501	1'35.517	282,0	15:14'07.635
6	26.833	19.542	19.654	29.315	1'35.344	282,0	15:15'42.979
7	26.826	19.478	19.664	29.179	1'35.147	281,3	15:17'18.126
8	26.709	19.780	19.674	29.297	1'35.460	282,7	15:18'53.586
9	26.804	19.426	19.752	29.246	1'35.228	282,0	15:20'28.814
10	26.702	19.505	19.709	29.083	1'34.999	281,3	15:22'03.813
11	28.370	22.157	22.529	30.309	1'43.365	282,0	15:23'47.178
12	26.640	19.823	19.594	29.073	1'35.130	282,0	15:25'22.308
13	26.699	19.549	19.905	29.368	1'35.521	282,0	15:26'57.829
14	26.780	19.561	19.667	29.155	1'35.163	281,3	15:28'32.992
15	26.823	19.522	19.888	29.354	1'35.587	279,8	15:30'08.579
16	36.470	21.280	20.236	29.665	1'47.651	280,5	15:31'56.230
17	26.840	22.372	21.290	29.895	1'40.397	279,8	15:33'36.627
18	26.885	19.741	19.930	29.460	1'36.016	280,5	15:35'12.643
19	30.233	22.140	21.356	37.009	1'50.738P	279,8	15:37'03.381
20	7'58.921	20.670	21.353	29.758	9'10.702P		15:46'14.083
21	26.638	19.507	19.598	29.084	1'34.827	281,3	15:47'48.910
22	26.552	19.444	19.575	29.008	1'34.579	282,7	15:49'23.489
23	26.912	19.288	29.848	29.760	1'45.808	283,5	15:51'09.297

19/11/2021 P = Pits In/Out - C = Lap Time Cancelled

These data/results cannot be reproduced, stored and/or transmitted in whole or in part by any manner of electronic, mechanical, photocopying, recording, broadcasting or otherwise now known or herein after developed without the previous express consent by the copyright owner, except for reproduction in daily press and regular printed publications on sale to the public within 60 days of the event related to those data/results and always provided that copyright symbol appears together as follows below.

© DORNA WSBK ORGANIZATION Srl 2021



Pirelli Indonesian Round, 19-21 November 2021 Chronological Analysis Free Practice 2nd Session

Pertamina Mandalika Circuit 4.300 m

2 / 4

6° 91 L. HASLAM (1'34.601)							
Lap	Seg.1	Seg.2	Seg.3	Seg.4	Lap Time	km/h	Local Time
1		20.727	20.489	30.773			15:06'44.340
2	27.191	19.570	19.797	30.041	1'36.599	281,3	15:08'20.939
3	27.157	19.526	23.040	31.714	1'41.437	279,8	15:10'02.376
4	29.464	22.510	25.717	35.440	1'53.131	280,5	15:11'55.507
5	26.894	19.305	22.007	31.391	1'39.597	282,0	15:13'35.104
6	40.020	21.220	21.117	30.237	1'52.594	282,0	15:15'27.698
7	26.845	19.413	19.908	29.501	1'35.667	282,0	15:17'03.365
8	27.073	20.555	21.620	38.007	1'47.255P	282,7	15:18'50.620
9	10'26.737	20.056	20.664	31.354	11'38.811P		15:30'29.431
10	27.071	19.377	19.834	34.441	1'40.723	279,1	15:32'10.154
11	27.112	20.260	21.400	32.156	1'40.928	278,4	15:33'51.082
12	26.787	19.124	24.677	37.349	1'47.937P	281,3	15:35'39.019
13	5'34.037	21.507	20.320	30.627	6'46.491P		15:42'25.510
14	26.582	19.215	19.561	29.243	1'34.601	281,3	15:44'00.111
15	29.185	22.460	22.394	39.243	1'53.282P	279,1	15:45'53.393

9° 60 M. VAN DER MARK (1'34.938)							
Lap	Seg.1	Seg.2	Seg.3	Seg.4	Lap Time	km/h	Local Time
1		20.976	20.434	30.938			15:06'43.614
2	27.426	19.730	19.760	30.286	1'37.202	273,4	15:08'20.816
3	27.612	21.141	23.744	35.857	1'48.354	274,8	15:10'09.170
4	27.110	19.876	19.820	30.207	1'37.013C	276,2	15:11'46.183
5	27.209	23.967	19.820	29.994	1'40.990	272,7	15:13'27.173
6	27.214	19.772	19.774	39.144	1'45.904P	274,1	15:15'13.077
7	8'49.813	20.274	20.010	29.985	10'00.082P		15:25'13.159
8	27.007	19.297	19.638	30.009	1'35.951	274,1	15:26'49.110
9	27.243	19.709	28.755	36.061	1'51.768CP	274,8	15:28'40.878
10	13'18.665	19.808	20.040	29.654	14'28.167CP		15:43'09.045
11	26.806	19.680	19.556	29.688	1'35.730C	274,1	15:44'44.775
12	26.669	19.323	19.544	29.402	1'34.938	275,5	15:46'19.713
13	26.843	19.334	28.672	36.904	1'51.753P	276,2	15:48'11.466

7° 22 A. LOWES (1'34.758)							
Lap	Seg.1	Seg.2	Seg.3	Seg.4	Lap Time	km/h	Local Time
1		20.164	20.233	30.134			15:07'12.680
2	26.876	19.462	19.469	29.360	1'35.167	281,3	15:08'47.847
3	26.523	19.074	20.625	29.527	1'35.749	283,5	15:10'23.596
4	26.741	19.679	19.896	29.367	1'35.683	282,7	15:11'59.279
5	26.905	19.408	19.559	29.261	1'35.133	282,0	15:13'34.412
6	1'14.711	21.144	20.965	38.805	2'35.625P	282,0	15:16'10.037
7	6'23.884	20.373	20.552	30.112	7'34.921P		15:23'44.958
8	27.184	19.633	19.841	29.589	1'36.247	280,5	15:25'21.205
9	27.037	19.514	19.662	29.544	1'35.757	282,0	15:26'56.962
10	27.138	19.460	19.648	37.205	1'43.451P	280,5	15:28'40.413
11	5'06.095	20.294	21.085	30.133	6'17.607P		15:34'58.020
12	26.997	19.475	19.543	29.403	1'35.418	277,6	15:36'33.438
13	26.911	19.250	19.454	29.443	1'35.058	280,5	15:38'08.496
14	26.825	19.350	19.408	29.413	1'34.996	281,3	15:39'43.492
15	26.769	19.320	19.624	29.521	1'35.234	280,5	15:41'18.726
16	26.797	19.432	20.264	30.220	1'36.713	280,5	15:42'55.439
17	26.865	19.613	19.611	29.516	1'35.605	279,8	15:44'31.044
18	26.672	19.293	19.512	29.321	1'34.798	279,1	15:46'05.842
19	38.295	19.696	19.638	29.554	1'47.183	264,1	15:47'53.025
20	26.735	19.359	19.449	29.215	1'34.758	282,7	15:49'27.783
21	26.791	19.320	19.587	29.138	1'34.836	285,0	15:51'02.619

10° 47 A. BASSANI (1'34.954)							
Lap	Seg.1	Seg.2	Seg.3	Seg.4	Lap Time	km/h	Local Time
1		20.496	20.944	30.420			15:07'42.679
2	27.139	19.737	19.770	29.992	1'36.638	276,9	15:09'19.317
3	27.139	22.174	19.954	29.809	1'39.076	279,8	15:10'58.393
4	27.004	19.636	19.660	29.554	1'35.854	280,5	15:12'34.247
5	26.911	20.010	19.556	29.549	1'36.026	280,5	15:14'10.273
6	26.828	19.512	19.472	29.654	1'35.466	281,3	15:15'45.739
7	26.830	19.635	19.659	29.681	1'35.805	280,5	15:17'21.544
8	27.040	19.512	19.657	29.921	1'36.130	279,8	15:18'57.674
9	26.846	23.835	21.396	35.926	1'48.003P	280,5	15:20'45.677
10	15'33.392	20.641	20.239	30.288	16'44.560P		15:37'30.237
11	26.862	19.538	19.580	29.492	1'35.472	276,9	15:39'05.709
12	26.749	19.530	19.422	29.409	1'35.110	278,4	15:40'40.819
13	26.691	19.485	19.446	29.332	1'34.954	279,8	15:42'15.773
14	26.675	19.534	19.512	29.353	1'35.074	278,4	15:43'50.847
15	29.006	20.257	20.187	35.499	1'44.949P	278,4	15:45'35.796
16	3'27.737	20.292	20.881	30.367	4'39.277P		15:50'15.073

11° 21 M. RINALDI (1'34.957)							
Lap	Seg.1	Seg.2	Seg.3	Seg.4	Lap Time	km/h	Local Time
1		20.737	20.367	31.273			15:07'33.045
2	27.133	19.719	19.761	29.996	1'36.609	284,2	15:09'09.654
3	26.889	19.577	19.575	29.756	1'35.797	285,7	15:10'45.451
4	26.946	19.469	19.914	29.597	1'35.926	285,0	15:12'21.377
5	26.958	19.572	19.594	29.885	1'36.009	284,2	15:13'57.386
6	26.860	19.385	19.606	29.548	1'35.399	284,2	15:15'32.785
7	26.826	19.419	19.604	29.471	1'35.320	285,7	15:17'08.105
8	29.171	21.723	20.728	37.174	1'48.796P	278,4	15:18'56.901
9	8'41.629	20.414	20.110	29.976	9'52.129P		15:28'49.030
10	26.709	19.383	19.592	29.273	1'34.957	280,5	15:30'23.987
11	26.714	19.336	19.549	38.864	1'44.463	284,2	15:32'08.450
12	26.748	22.744	21.295	30.210	1'40.997	283,5	15:33'49.447
13	26.684	19.567	19.626	34.117	1'39.994	284,2	15:35'29.441
14	26.725	19.546	19.884	29.589	1'35.744	283,5	15:37'05.185
15	26.763	19.310	19.513	35.494	1'41.080	282,7	15:38'46.265
16	26.645	19.315	19.499	29.514	1'34.973	284,2	15:40'21.238
17	29.224	21.276	24.367	37.338	1'52.205P	277,6	15:42'13.443
18	4'11.750	20.481	20.449	30.112	5'22.792P		15:47'36.235
19	26.692	19.336	19.881	29.675	1'35.584	283,5	15:49'11.819
20	26.696	21.940	20.709	31.680	1'41.025C	283,5	15:50'52.844

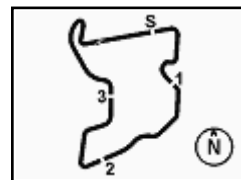
8° 55 A. LOCATELLI (1'34.877)							
Lap	Seg.1	Seg.2	Seg.3	Seg.4	Lap Time	km/h	Local Time
1		20.959	20.437	29.974			15:07'47.998
2	29.439	19.925	19.854	29.729	1'38.947	280,5	15:09'26.945
3	26.991	19.505	20.258	29.571	1'36.325C	279,8	15:11'03.270
4	26.962	19.705	19.782	29.491	1'35.940	280,5	15:12'39.210
5	27.028	19.693	19.790	29.445	1'35.956	280,5	15:14'15.166
6	27.075	19.840	19.739	29.594	1'36.248	282,0	15:15'51.414
7	26.851	19.380	19.772	29.371	1'35.374	281,3	15:17'26.788
8	26.830	19.409	19.715	37.134	1'43.088P	281,3	15:19'09.876
9	12'19.924	20.245	20.210	29.619	13'29.998P		15:32'39.874
10	26.799	19.390	19.537	29.151	1'34.877	278,4	15:34'14.751
11	26.702	19.291	19.818	29.460	1'35.271	281,3	15:35'50.022
12	27.002	19.465	19.652	29.303	1'35.422	279,8	15:37'25.444
13	26.763	19.500	19.844	30.038	1'36.145	280,5	15:39'01.589
14	26.769	19.302	19.751	29.320	1'35.142	279,8	15:40'36.731
15	31.575	19.678	19.741	29.308	1'40.302	280,5	15:42'17.033
16	26.653	19.300	19.713	29.311	1'34.977	280,5	15:43'52.010
17	26.682	19.350	21.190	29.460	1'36.682	279,8	15:45'28.692
18	26.641	19.334	19.605	29.570	1'35.150	278,4	15:47'03.842
19	26.746	19.275	19.618	29.339	1'34.978	280,5	15:48'38.820

12° 32 I. VINALES (1'34.972)							
Lap	Seg.1	Seg.2	Seg.3	Seg.4	Lap Time	km/h	Local Time
1		20.961	20.085	30.067			15:06'45.744

19/11/2021 P = Pits In/Out - C = Lap Time Cancelled

These data/results cannot be reproduced, stored and/or transmitted in whole or in part by any manner of electronic, mechanical, photocopying, recording, broadcasting or otherwise now known or herein after developed without the previous express consent by the copyright owner, except for reproduction in daily press and regular printed publications on sale to the public within 60 days of the event related to those data/results and always provided that copyright symbol appears together as follows below.

© DORNA WSBK ORGANIZATION Srl 2021



Pirelli Indonesian Round, 19-21 November 2021 Chronological Analysis Free Practice 2nd Session

Pertamina Mandalika Circuit 4.300 m

3 / 4

2	27.129	19.785	19.718	30.396	1'37.028	272,0	15:08'22.772	3	27.308	20.136	20.160	29.602	1'37.206	280,5	15:11'15.850
3	27.367	19.914	24.801	35.247	1'47.329	269,3	15:10'10.101	4	27.096	19.889	19.889	29.831	1'36.705	281,3	15:12'52.555
4	26.970	20.022	20.210	30.437	1'37.639	274,1	15:11'47.740	5	27.194	19.731	20.075	29.788	1'36.788	281,3	15:14'29.343
5	26.942	19.683	24.853	31.299	1'42.777	272,7	15:13'30.517	6	26.978	19.739	19.903	30.114	1'36.734	282,0	15:16'06.077
6	26.887	19.839	19.701	29.650	1'36.077	276,9	15:15'06.594	7	29.953	26.258	21.151	36.877	1'54.239P	249,4	15:18'00.316
7	28.373	20.345	19.911	35.662	1'44.291P	272,7	15:16'50.885	8	11'47.751	22.306	20.357	29.970	1'30.384P		15:31'00.700
8	12'43.041	20.389	19.803	29.872	1'35.105P		15:30'43.990	9	26.776	19.809	20.069	30.022	1'36.676	279,1	15:32'37.376
9	27.283	19.904	19.887	33.016	1'40.090	269,3	15:32'24.080	10	26.726	19.672	20.241	29.666	1'36.305	280,5	15:34'13.681
10	27.023	19.845	19.608	29.434	1'35.910	272,7	15:33'59.990	11	27.339	19.424	19.742	29.387	1'35.892	257,8	15:35'49.573
11	27.121	21.742	20.078	35.772	1'44.713P	273,4	15:35'44.703	12	26.767	25.788	22.703	30.507	1'45.765	280,5	15:37'35.338
12	7'29.109	23.141	22.081	33.212	8'47.543P		15:44'32.246	13	26.600	19.508	20.174	29.385	1'35.667	281,3	15:39'11.005
13	26.828	19.506	19.391	29.247	1'34.972	271,4	15:46'07.218	14	26.683	25.353	22.605	31.619	1'46.260	282,0	15:40'57.265
14	27.077	20.080	26.218	29.398	1'42.773	274,1	15:47'49.991	15	26.732	21.363	19.907	32.728	1'40.730	281,3	15:42'37.995
15	27.468	19.810	19.571	29.374	1'36.223	274,8	15:49'26.214	16	26.608	19.367	19.901	33.640	1'39.516	281,3	15:44'17.511
16	26.938	19.768	19.644	29.436	1'35.786	272,7	15:51'02.000	17	29.665	24.739	20.734	31.123	1'46.261	282,0	15:46'03.772
								18	27.013	19.676	19.789	34.986	1'41.464	282,7	15:47'45.236
								19	26.628	19.663	19.739	29.504	1'35.534	282,0	15:49'20.770
								20	26.651	19.372	19.764	29.649	1'35.436	282,7	15:50'56.206

13° 66 T. SYKES (1'35.411)

Lap	Seg.1	Seg.2	Seg.3	Seg.4	Lap Time	km/h	Local Time
1		22.243	22.723	30.479			15:08'42.210
2	27.251	19.694	20.070	29.752	1'36.767	276,9	15:10'18.977
3			20.892	40.242	2'03.857	279,8	15:12'22.834
4	27.390	20.183	23.840	30.441	1'41.854	280,5	15:14'04.688
5	27.260	19.596	20.046	35.715	1'42.617	280,5	15:15'47.305
6	27.050	19.583	19.860	29.514	1'36.007	280,5	15:17'23.312
7	28.527	20.350	21.630	36.370	1'46.877P	276,9	15:19'10.189
8	9'59.831	20.408	20.727	30.746	11'11.712P		15:30'21.901
9	26.914	19.477	24.548	31.170	1'42.109	278,4	15:32'04.010
10	26.766	19.212	19.935	29.498	1'35.411	279,8	15:33'39.421
11	27.009	19.567	22.800	33.892	1'43.268	277,6	15:35'22.689
12	27.001	20.102	23.087	36.873	1'47.063P	278,4	15:37'09.752
13	8'10.636	21.060	23.967	32.626	9'28.289P		15:46'38.041
14	26.889	19.357	20.030	36.426	1'42.702	279,8	15:48'20.743
15	26.954	19.414	19.820	29.625	1'35.813	279,1	15:49'56.556
16	28.977	21.030	22.093	32.327	1'44.427	274,8	15:51'40.983

16° 36 L. MERCADO (1'35.591)

Lap	Seg.1	Seg.2	Seg.3	Seg.4	Lap Time	km/h	Local Time
1		23.403	22.114	30.671			15:07'09.123
2	27.433	19.961	20.095	30.038	1'37.527	276,9	15:08'46.650
3	27.076	19.822	20.718	30.292	1'37.908	276,9	15:10'24.558
4	27.220	19.768	19.943	30.161	1'37.092	279,1	15:12'01.650
5	27.210	19.951	20.088	29.797	1'37.046	279,1	15:13'38.696
6	27.225	19.943	19.907	29.731	1'36.806	276,9	15:15'15.502
7	27.013	19.839	19.891	29.606	1'36.349	276,2	15:16'51.851
8	27.035	19.594	22.942	32.157	1'41.728	277,6	15:18'33.579
9	27.352	19.893	19.884	29.621	1'36.750	277,6	15:20'10.329
10	27.182	19.688	20.044	29.559	1'36.473	278,4	15:21'46.802
11	34.347	19.902	19.878	29.693	1'43.820	277,6	15:23'30.622
12	27.156	19.693	20.108	37.183	1'44.140P	278,4	15:25'14.762
13	15'05.064	20.867	20.359	34.057	16'20.347P		15:41'35.109
14	27.056	19.674	19.831	29.395	1'35.956	276,9	15:43'11.065
15	27.090	19.681	19.721	29.169	1'35.661	277,6	15:44'46.726
16	26.826	19.624	19.778	29.363	1'35.591	276,9	15:46'22.317
17	26.835	19.398	19.950	32.456	1'38.639	276,9	15:48'00.956
18	27.069	20.181	19.877	29.526	1'36.653	278,4	15:49'37.609
19	26.921	19.602	19.738	29.513	1'35.774	274,8	15:51'13.383

14° 3 K. NOZANE (1'35.416)

Lap	Seg.1	Seg.2	Seg.3	Seg.4	Lap Time	km/h	Local Time
1		21.139	20.633	30.378			15:07'17.344
2	27.645	20.266	20.027	30.155	1'38.093	275,5	15:08'55.437
3	27.310	20.034	20.118	29.791	1'37.253	276,2	15:10'32.690
4	27.264	20.008	19.860	29.866	1'36.998	276,9	15:12'09.688
5	27.143	19.984	19.875	29.972	1'36.974	277,6	15:13'46.662
6	27.435	20.330	20.159	29.827	1'37.751C	277,6	15:15'24.413
7	27.249	20.125	19.919	29.911	1'37.204	276,9	15:17'01.617
8	27.129	20.086	19.766	29.637	1'36.618	277,6	15:18'38.235
9	27.312	20.046	19.872	29.791	1'37.021C	277,6	15:20'15.256
10	27.264	19.928	19.924	33.472	1'40.588C	276,9	15:21'55.844
11	27.370	20.039	19.903	30.044	1'37.356	273,4	15:23'33.200
12	27.335	20.111	19.888	29.950	1'37.284	273,4	15:25'10.484
13	27.517	20.090	19.754	29.836	1'37.197	273,4	15:26'47.681
14	39.820	21.732	21.524	39.102	2'02.178CP	272,0	15:28'49.859
15	11'22.969	22.247	23.043	33.562	12'41.821P		15:41'31.860
16	26.838	19.512	19.844	29.274	1'35.468	273,4	15:43'07.148
17	26.662	19.611	19.642	29.501	1'35.416	274,1	15:44'42.564
18	27.068	20.113	19.727	29.654	1'36.562	274,8	15:46'19.126
19	26.911	19.961	19.862	29.588	1'36.322	274,1	15:47'55.448
20	26.966	19.899	19.851	29.723	1'36.439	276,2	15:49'31.887
21	27.023	19.871	19.783	29.582	1'36.259	274,8	15:51'08.146

15° 7 C. DAVIES (1'35.436)

Lap	Seg.1	Seg.2	Seg.3	Seg.4	Lap Time	km/h	Local Time
1		21.341	20.543	30.922			15:08'00.896
2	27.666	20.059	19.886	30.137	1'37.748	277,6	15:09'38.644

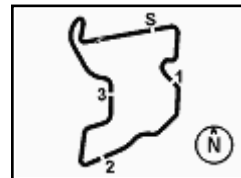
17° 23 C. PONSSON (1'35.637)

Lap	Seg.1	Seg.2	Seg.3	Seg.4	Lap Time	km/h	Local Time
1		20.845	20.874	30.726			15:07'23.456
2	27.778	19.705	20.365	30.400	1'38.248	272,7	15:09'01.704
3	27.572	19.774	19.976	30.353	1'37.675	274,1	15:10'39.379
4	27.568	19.835	19.991	29.914	1'37.308	274,1	15:12'16.687
5	27.407	22.002	20.936	31.141	1'41.486	276,2	15:13'58.173
6	27.051	19.589	19.894	29.703	1'36.237	277,6	15:15'34.410
7	27.242	19.601	20.036	29.787	1'36.666	277,6	15:17'11.076
8	27.084	19.643	20.016	34.909	1'41.652P	276,9	15:18'52.728
9	8'34.249	20.262	20.270	30.170	9'44.951P		15:28'37.679
10	27.401	19.600	20.037	30.658	1'37.696	272,7	15:30'15.375
11	27.252	19.659	20.008	30.137	1'37.056	274,1	15:31'52.431
12	27.396	19.563	19.874	29.798	1'36.631	274,1	15:33'29.062
13	27.379	19.586	20.008	30.182	1'37.155	274,1	15:35'06.217
14	30.100	20.956	22.704	34.835	1'48.595P	231,3	15:36'54.812
15	5'09.792	20.235	20.318	29.678	6'20.023P		15:43'14.835
16	27.052	19.538	19.657	29.390	1'35.637	275,5	15:44'50.472
17	26.984	19.598	19.741	29.655	1'35.978	276,2	15:46'26.450
18	27.352	19.536	20.100	30.851	1'37.839	276,9	15:48'04.289
19	27.001	19.525	19.674	29.617	1'35.817	276,2	15:49'40.106
20	27.008	19.390	19.732	29.665	1'35.795	276,2	15:51'15.901

19/11/2021 P = Pits In/Out - C = Lap Time Cancelled

These data/results cannot be reproduced, stored and/or transmitted in whole or in part by any manner of electronic, mechanical, photocopying, recording, broadcasting or otherwise now known or herein after developed without the previous express consent by the copyright owner, except for reproduction in daily press and regular printed publications on sale to the public within 60 days of the event related to those data/results and always provided that copyright symbol appears together as follows below.

© DORNA WSBK ORGANIZATION Srl 2021



Pirelli Indonesian Round, 19-21 November 2021 Chronological Analysis Free Practice 2nd Session

Pertamina Mandalika Circuit 4.300 m

4 / 4

18° 53 T. RABAT (1'35.850)							
Lap	Seg.1	Seg.2	Seg.3	Seg.4	Lap Time	km/h	Local Time
1		20.560	20.356	30.914			15:07'14.825
2	27.509	20.059	20.015	30.211	1'37.794	274,8	15:08'52.619
3	27.382	19.995	20.109	29.946	1'37.432	276,9	15:10'30.051
4	27.188	20.051	20.245	29.946	1'37.430	277,6	15:12'07.481
5	27.315	20.209	20.552	29.841	1'37.917	275,5	15:13'45.398
6	27.427	20.156	20.159	29.690	1'37.432	276,2	15:15'22.830
7	27.504	20.270	20.056	29.796	1'37.626	276,2	15:17'00.456
8	27.174	19.961	19.976	29.606	1'36.717	277,6	15:18'37.173
9	26.943	19.782	19.932	29.815	1'36.472	278,4	15:20'13.645
10	26.978	19.939	20.169	29.557	1'36.643	276,2	15:21'50.288
11	27.046	20.329	20.152	29.983	1'37.510	276,2	15:23'27.798
12	27.046	19.820	19.887	29.502	1'36.255	275,5	15:25'04.053
13	27.152	19.970	19.971	29.696	1'36.789	275,5	15:26'40.842
14	27.030	19.719	19.968	29.602	1'36.319	275,5	15:28'17.161
15	27.078	19.798	20.131	29.510	1'36.517	275,5	15:29'53.678
16	27.237	19.927	19.892	29.487	1'36.543	275,5	15:31'30.221
17	27.126	19.879	19.850	29.552	1'36.407	275,5	15:33'06.628
18	27.055	24.688	21.355	36.629	1'49.727P	276,9	15:34'56.355
19			20.226	29.812	8'23.866P		15:43'20.221
20	26.777	20.280	20.222	29.493	1'36.772	275,5	15:44'56.993
21	26.931	19.596	19.945	29.407	1'35.879	274,8	15:46'32.872
22	26.988	19.856	19.958	29.507	1'36.309	276,2	15:48'09.181
23	26.971	19.901	19.959	29.300	1'36.131	275,5	15:49'45.312
24	26.933	19.846	19.749	29.322	1'35.850	276,2	15:51'21.162

10	28.205	20.869	20.610	30.310	1'39.994	272,0	15:31'24.642
11	27.734	20.724	20.589	30.831	1'39.878	274,8	15:33'04.520
12	30.366	21.687	21.605	38.745	1'52.403P	274,1	15:34'56.923
13	4'43.107	21.372	20.798	31.587	5'56.864P		15:40'53.787
14	31.043	24.710	20.799	30.699	1'47.251C	273,4	15:42'41.038
15	27.811	20.531	20.478	30.372	1'39.192	274,1	15:44'20.230
16	27.668	20.618	20.429	30.395	1'39.110	273,4	15:45'59.340
17	27.702	20.593	20.483	30.436	1'39.214	273,4	15:47'38.554
18	27.479	20.412	20.528	30.503	1'38.922	274,8	15:49'17.476
19	27.430	20.565	20.491	30.821	1'39.307	274,8	15:50'56.783

19° 76 S. CAVALIERI (1'35.936)							
Lap	Seg.1	Seg.2	Seg.3	Seg.4	Lap Time	km/h	Local Time
1		20.767	20.265	31.445			15:06'51.745
2	27.592	20.064	20.298	30.435	1'38.389	270,7	15:08'30.134
3	27.254	20.081	20.306	30.203	1'37.844	272,7	15:10'07.978
4	30.127	20.095	20.184	30.298	1'40.704	269,3	15:11'48.682
5	27.148	20.101	19.944	30.202	1'37.395	279,8	15:13'26.077
6	28.652	20.028	20.075	34.243	1'42.998	277,6	15:15'09.075
7	27.132	20.006	19.976	30.013	1'37.127C	282,0	15:16'46.202
8	29.935	22.627	21.802	33.662	1'48.026	272,0	15:18'34.228
9	29.044	19.649	20.031	33.563	1'42.287	227,8	15:20'16.515
10	26.920	19.917	19.868	29.745	1'36.450	282,7	15:21'52.965
11	26.973	19.995	20.159	29.959	1'37.086	282,0	15:23'30.051
12	30.963	23.309	21.150	35.533	1'50.955P	281,3	15:25'21.006
13	10'26.908	24.920	21.047	31.549	11'44.424P		15:37'05.430
14	26.852	19.697	19.948	29.807	1'36.304C	278,4	15:38'41.734
15	28.550	20.161	19.861	31.629	1'40.201C	274,8	15:40'21.935
16	27.193	19.909	19.817	29.968	1'36.887C	280,5	15:41'58.822
17	30.015	20.886	20.428	32.924	1'44.253	260,2	15:43'43.075
18	26.898	19.698	19.606	29.734	1'35.936	279,8	15:45'19.011
19	26.794	19.778	19.741	29.626	1'35.939	281,3	15:46'54.950
20	26.900	19.941	19.791	31.441	1'38.073	279,8	15:48'33.023
21	26.848	19.827	19.897	29.557	1'36.129	279,8	15:50'09.152

20° 15 O. KONIG (1'38.922)							
Lap	Seg.1	Seg.2	Seg.3	Seg.4	Lap Time	km/h	Local Time
1		22.145	21.745	32.130			15:07'25.842
2	29.127	21.489	21.345	31.855	1'43.816	272,0	15:09'09.658
3	28.539	20.938	20.969	31.143	1'41.589	274,1	15:10'51.247
4	28.201	20.770	20.996	31.349	1'41.316	274,8	15:12'32.563
5	28.230	20.677	20.980	30.599	1'40.486	274,8	15:14'13.049
6	28.254	20.941	20.757	30.881	1'40.833	275,5	15:15'53.882
7	27.930	20.858	20.713	30.752	1'40.253	276,2	15:17'34.135
8	27.893	21.037	21.284	37.448	1'47.662P	274,8	15:19'21.797
9	9'09.336	21.301	21.158	31.056	10'22.851P		15:29'44.648

19/11/2021 P = Pits In/Out - C = Lap Time Cancelled

These data/results cannot be reproduced, stored and/or transmitted in whole or in part by any manner of electronic, mechanical, photocopying, recording, broadcasting or otherwise now known or herein after developed without the previous express consent by the copyright owner, except for reproduction in daily press and regular printed publications on sale to the public within 60 days of the event related to those data/results and always provided that copyright symbol appears together as follows below.

© DORNA WSBK ORGANIZATION Srl 2021