

## Pirelli Indonesian Round, 19-21 November 2021

### Results Free Practice 3rd Session

Pertamina Mandalika Circuit 4.300 m

1 / 2

No.	Rider	Nat	Team	Bike	Class	Time	Gap	Rel.	Laps	Speed	
										Avg	Max
1	<b>45 S. REDDING</b>	GBR	Aruba.it Racing - Ducati	Ducati Panigale V4 R		<b>1'33.486</b>			15	165,586	<b>285,0</b>
2	<b>54 T. RAZGATLIOGLU</b>	TUR	Pata Yamaha with Brixx WorldSBK	Yamaha YZF R1		<b>1'33.568</b>	0.082	0.082	6	165,441	<b>280,5</b>
3	<b>31 G. GERLOFF</b>	USA	GRT Yamaha WorldSBK Team	Yamaha YZF R1	IND	<b>1'34.038</b>	0.552	0.470	14	164,614	<b>284,2</b>
4	<b>1 J. REA</b>	GBR	Kawasaki Racing Team WorldSBK	Kawasaki ZX-10RR		<b>1'34.097</b>	0.611	0.059	14	164,511	<b>282,0</b>
5	<b>47 A. BASSANI</b>	ITA	Motocorsa Racing	Ducati Panigale V4 R	IND	<b>1'34.246</b>	0.760	0.149	11	164,251	<b>282,0</b>
6	<b>19 A. BAUTISTA</b>	ESP	Team HRC	Honda CBR1000 RR-R		<b>1'34.433</b>	0.947	0.187	14	163,926	<b>287,2</b>
7	<b>55 A. LOCATELLI</b>	ITA	Pata Yamaha with Brixx WorldSBK	Yamaha YZF R1		<b>1'34.445</b>	0.959	0.012	17	163,905	<b>282,7</b>
8	<b>23 C. PONSSON</b>	FRA	Gil Motor Sport-Yamaha	Yamaha YZF R1	IND	<b>1'34.557</b>	1.071	0.112	14	163,711	<b>277,6</b>
9	<b>7 C. DAVIES</b>	GBR	Team GoEleven	Ducati Panigale V4 R	IND	<b>1'34.789</b>	1.303	0.232	12	163,310	<b>284,2</b>
10	<b>66 T. SYKES</b>	GBR	BMW Motorrad WorldSBK Team	BMW M 1000 RR		<b>1'34.858</b>	1.372	0.069	11	163,191	<b>281,3</b>
11	<b>32 I. VINALES</b>	ESP	Orelac Racing VerdNatura	Kawasaki ZX-10RR	IND	<b>1'35.147</b>	1.661	0.289	11	162,696	<b>276,9</b>
12	<b>53 T. RABAT</b>	ESP	Kawasaki Puccetti Racing	Kawasaki ZX-10RR	IND	<b>1'35.345</b>	1.859	0.198	15	162,358	<b>279,8</b>
13	<b>36 L. MERCADO</b>	ARG	MIE Racing Honda Racing	Honda CBR1000 RR-R	IND	<b>1'35.379</b>	1.893	0.034	13	162,300	<b>279,1</b>
14	<b>21 M. RINALDI</b>	ITA	Aruba.it Racing - Ducati	Ducati Panigale V4 R		<b>1'35.383</b>	1.897	0.004	13	162,293	<b>285,7</b>
15	<b>22 A. LOWES</b>	GBR	Kawasaki Racing Team WorldSBK	Kawasaki ZX-10RR		<b>1'35.473</b>	1.987	0.090	1	162,140	<b>281,3</b>
16	<b>60 M. VAN DER MARK</b>	NED	BMW Motorrad WorldSBK Team	BMW M 1000 RR		<b>1'35.676</b>	2.190	0.203	4	161,796	<b>281,3</b>
17	<b>76 S. CAVALIERI</b>	ITA	Barni Racing Team	Ducati Panigale V4 R	IND	<b>1'35.746</b>	2.260	0.070	14	161,678	<b>283,5</b>
18	<b>3 K. NOZANE</b>	JPN	GRT Yamaha WorldSBK Team	Yamaha YZF R1	IND	<b>1'36.037</b>	2.551	0.291	13	161,188	<b>276,9</b>
19	<b>15 O. KONIG</b>	CZE	OUTDO TPR Team Pedercini Racing	Kawasaki ZX-10RR	IND	<b>1'37.054</b>	3.568	1.017	13	159,499	<b>279,1</b>
----- Out 107% in this Session -----											
20	<b>91 L. HASLAM</b>	GBR	Team HRC	Honda CBR1000 RR-R					0		

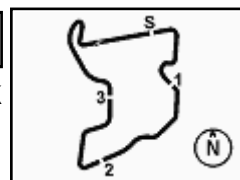
Qualifying Lap Time (107% of 1'33.486): 1'40.031

AIR	Humidity:	70%	Temp:	31°C
TRACK	Condition:	Dry	Temp:	42°C

Start	End	The results are provisional until the end of the time limit for protests and appeals and the completion of the technical checks.
20/11/2021 09:00	09:31	

These data/results cannot be reproduced, stored and/or transmitted in whole or in part by any manner of electronic, mechanical, photocopying, recording, broadcasting or otherwise now known or herein after developed without the previous express consent by the copyright owner, except for reproduction in daily press and regular printed publications on sale to the public within 60 days of the event related to those data/results and always provided that copyright symbol appears together as follows below.

© DORNA WSBK ORGANIZATION Srl 2021


**Pirelli Indonesian Round, 19-21 November 2021**
**Results Free Practice 3rd Session**

Pertamina Mandalika Circuit 4.300 m

2 / 2

**Session Highlights**

Local Time	No. Rider	Description
09.00.00		Start
09.00.14		WorldSBK Pit Intervention Time: 1m 2sec
09.05.28	<b>22 A. LOWES</b>	Crashed - Turn 16
09.07.00	<b>47 A. BASSANI</b>	Lap Cancelled (1'34.587) - Yellow Flag - Turn 16
09.11.35	<b>23 C. PONSSON</b>	On the Gravel - Turn 7
09.12.48	<b>23 C. PONSSON</b>	Re-joined
09.23.40	<b>3 K. NOZANE</b>	Lap Cancelled (1'35.239) - Exceeded Track Limits - Turn 9
09.26.39	<b>76 S. CAVALIERI</b>	Lap Cancelled (1'36.025) - Exceeded Track Limits - Turn 9
09.28.12	<b>19 A. BAUTISTA</b>	Lap Cancelled (1'34.720) - Exceeded Track Limits - Turn 9
09.29.53	<b>55 A. LOCATELLI</b>	Lap Cancelled (1'34.574) - Exceeded Track Limits - Turn 9
09.30.24	<b>31 G. GERLOFF</b>	Lap Cancelled (1'40.627) - Exceeded Track Limits - Turn 9
09.31.39	<b>55 A. LOCATELLI</b>	Current Lap Cancelled - Exceeded Track Limits - Turn 9
09.31.51		End Of Session

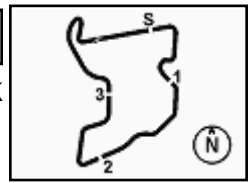
**Fastest Laps Sequence**

No.	Rider	Nat	Team	Bike	Local Time	Time	Gap	Avg
<b>19</b>	<b>A. BAUTISTA</b>	ESP	Team HRC	Honda CBR1000 RR-R	09:03'34.809	<b>1'36.099</b>		161,084
<b>22</b>	<b>A. LOWES</b>	GBR	Kawasaki Racing Team WorldSBK	Kawasaki ZX-10RR	09:03'46.210	<b>1'35.473</b>	-0.626	162,140
<b>55</b>	<b>A. LOCATELLI</b>	ITA	Pata Yamaha with Brixx WorldSBK	Yamaha YZF R1	09:04'05.209	<b>1'35.243</b>	-0.230	162,532
<b>55</b>	<b>A. LOCATELLI</b>	ITA	Pata Yamaha with Brixx WorldSBK	Yamaha YZF R1	09:05'39.963	<b>1'34.754</b>	-0.489	163,370
<b>47</b>	<b>A. BASSANI</b>	ITA	Motocorsa Racing	Ducati Panigale V4 R	09:07'49.790	<b>1'34.246</b>	-0.508	164,251
<b>1</b>	<b>J. REA</b>	GBR	Kawasaki Racing Team WorldSBK	Kawasaki ZX-10RR	09:19'33.715	<b>1'34.220</b>	-0.026	164,296
<b>31</b>	<b>G. GERLOFF</b>	USA	GRT Yamaha WorldSBK Team	Yamaha YZF R1	09:22'16.521	<b>1'34.120</b>	-0.100	164,471
<b>1</b>	<b>J. REA</b>	GBR	Kawasaki Racing Team WorldSBK	Kawasaki ZX-10RR	09:22'42.866	<b>1'34.097</b>	-0.023	164,511
<b>31</b>	<b>G. GERLOFF</b>	USA	GRT Yamaha WorldSBK Team	Yamaha YZF R1	09:23'50.559	<b>1'34.038</b>	-0.059	164,614
<b>45</b>	<b>S. REDDING</b>	GBR	Aruba.it Racing - Ducati	Ducati Panigale V4 R	09:27'34.471	<b>1'33.486</b>	-0.552	165,586

Start 20/11/2021 09:00 End 09:31 The results are provisional until the end of the time limit for protests and appeals and the completion of the technical checks.

These data/results cannot be reproduced, stored and/or transmitted in whole or in part by any manner of electronic, mechanical, photocopying, recording, broadcasting or otherwise now known or herein after developed without the previous express consent by the copyright owner, except for reproduction in daily press and regular printed publications on sale to the public within 60 days of the event related to those data/results and always provided that copyright symbol appears together as follows below.

© DORNA WSBK ORGANIZATION Srl 2021



## Pirelli Indonesian Round, 19-21 November 2021

### Free Practices Combined Results

Pertamina Mandalika Circuit 4.300 m

No.	Rider	Nat	Team	Bike	Class	FP1	FP2	FP3	Time	Gap	Rel.	Avg	LL
1	<b>45 S. REDDING</b>	GBR	Aruba.it Racing - Ducati	Ducati Panigale V4 R		1'36.820	1'34.579	<b>1'33.486</b>	<b>1'33.486</b>			165,586	56
2	<b>54 T. RAZGATLIOGLU</b>	TUR	Pata Yamaha with Brixx WorldSBK	Yamaha YZF R1		1'34.985	1'34.230	<b>1'33.568</b>	<b>1'33.568</b>	0.082	0.082	165,441	46
3	<b>31 G. GERLOFF</b>	USA	GRT Yamaha WorldSBK Team	Yamaha YZF R1	IND	1'36.585	1'34.455	<b>1'34.038</b>	<b>1'34.038</b>	0.552	0.470	164,614	53
4	<b>1 J. REA</b>	GBR	Kawasaki Racing Team WorldSBK	Kawasaki ZX-10RR		1'37.386	1'34.404	<b>1'34.097</b>	<b>1'34.097</b>	0.611	0.059	164,511	46
5	<b>47 A. BASSANI</b>	ITA	Motocorsa Racing	Ducati Panigale V4 R	IND	1'37.103	1'34.954	<b>1'34.246</b>	<b>1'34.246</b>	0.760	0.149	164,251	43
6	<b>19 A. BAUTISTA</b>	ESP	Team HRC	Honda CBR1000 RR-R		1'37.084	1'34.460	<b>1'34.433</b>	<b>1'34.433</b>	0.947	0.187	163,926	46
7	<b>55 A. LOCATELLI</b>	ITA	Pata Yamaha with Brixx WorldSBK	Yamaha YZF R1		1'37.290	1'34.877	<b>1'34.445</b>	<b>1'34.445</b>	0.959	0.012	163,905	56
8	<b>23 C. PONSSON</b>	FRA	Gil Motor Sport-Yamaha	Yamaha YZF R1	IND	1'37.884	1'35.637	<b>1'34.557</b>	<b>1'34.557</b>	1.071	0.112	163,711	51
9	<b>91 L. HASLAM</b>	GBR	Team HRC	Honda CBR1000 RR-R		1'37.423	<b>1'34.601</b>		<b>1'34.601</b>	1.115	0.044	163,635	28
10	<b>22 A. LOWES</b>	GBR	Kawasaki Racing Team WorldSBK	Kawasaki ZX-10RR		1'36.529	<b>1'34.758</b>	1'35.473	<b>1'34.758</b>	1.272	0.157	163,364	39
11	<b>7 C. DAVIES</b>	GBR	Team GoEleven	Ducati Panigale V4 R	IND	1'37.481	1'35.436	<b>1'34.789</b>	<b>1'34.789</b>	1.303	0.031	163,310	49
12	<b>66 T. SYKES</b>	GBR	BMW Motorrad WorldSBK Team	BMW M 1000 RR		1'38.067	1'35.411	<b>1'34.858</b>	<b>1'34.858</b>	1.372	0.069	163,191	39
13	<b>60 M. VAN DER MARK</b>	NED	BMW Motorrad WorldSBK Team	BMW M 1000 RR		1'37.140	<b>1'34.938</b>	1'35.676	<b>1'34.938</b>	1.452	0.080	163,054	33
14	<b>21 M. RINALDI</b>	ITA	Aruba.it Racing - Ducati	Ducati Panigale V4 R		1'37.180	<b>1'34.957</b>	1'35.383	<b>1'34.957</b>	1.471	0.019	163,021	50
15	<b>32 I. VINALES</b>	ESP	Orelac Racing VerdNatura	Kawasaki ZX-10RR	IND	1'37.079	<b>1'34.972</b>	1'35.147	<b>1'34.972</b>	1.486	0.015	162,995	43
16	<b>53 T. RABAT</b>	ESP	Kawasaki Puccetti Racing	Kawasaki ZX-10RR	IND	1'37.782	1'35.850	<b>1'35.345</b>	<b>1'35.345</b>	1.859	0.373	162,358	57
17	<b>36 L. MERCADO</b>	ARG	MIE Racing Honda Racing	Honda CBR1000 RR-R	IND	1'38.420	1'35.591	<b>1'35.379</b>	<b>1'35.379</b>	1.893	0.034	162,300	50
18	<b>3 K. NOZANE</b>	JPN	GRT Yamaha WorldSBK Team	Yamaha YZF R1	IND	1'39.081	<b>1'35.416</b>	1'36.037	<b>1'35.416</b>	1.930	0.037	162,237	51
19	<b>76 S. CAVALIERI</b>	ITA	Barni Racing Team	Ducati Panigale V4 R	IND	1'37.817	1'35.936	<b>1'35.746</b>	<b>1'35.746</b>	2.260	0.330	161,678	50
20	<b>15 O. KONIG</b>	CZE	OUTDO TPR Team Pedercini Racing	Kawasaki ZX-10RR	IND	1'43.220	1'38.922	<b>1'37.054</b>	<b>1'37.054</b>	3.568	1.308	159,499	38

20/11/2021

These data/results cannot be reproduced, stored and/or transmitted in whole or in part by any manner of electronic, mechanical, photocopying, recording, broadcasting or otherwise now known or herein after developed without the previous express consent by the copyright owner, except for reproduction in daily press and regular printed publications on sale to the public within 60 days of the event related to those data/results and always provided that copyright symbol appears together as follows below.

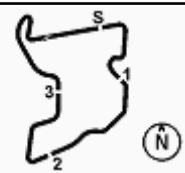
© DORNA WSBK ORGANIZATION Srl 2021

**FICR PERUGIA TIMING**


Official Tyre Supplier



Official Timekeeper


**Pirelli Indonesian Round, 19-21 November 2021**
**Best Sectors & Speed Free Practice 3rd Session**

BEST LAP			
1	45 S. REDDING	Ducati Panigale V4 R	1'33.486
2	54 T. RAZGATLIOGLU	Yamaha YZF R1	1'33.568
3	31 G. GERLOFF	Yamaha YZF R1	1'34.038
4	1 J. REA	Kawasaki ZX-10RR	1'34.097
5	47 A. BASSANI	Ducati Panigale V4 R	1'34.246
6	19 A. BAUTISTA	Honda CBR1000 RR-R	1'34.433
7	55 A. LOCATELLI	Yamaha YZF R1	1'34.445
8	23 C. PONSSON	Yamaha YZF R1	1'34.557
9	7 C. DAVIES	Ducati Panigale V4 R	1'34.789
10	66 T. SYKES	BMW M 1000 RR	1'34.858
11	32 I. VINALES	Kawasaki ZX-10RR	1'35.147
12	53 T. RABAT	Kawasaki ZX-10RR	1'35.345
13	36 L. MERCADO	Honda CBR1000 RR-R	1'35.379
14	21 M. RINALDI	Ducati Panigale V4 R	1'35.383
15	22 A. LOWES	Kawasaki ZX-10RR	1'35.473
16	60 M. VAN DER MARK	BMW M 1000 RR	1'35.676
17	76 S. CAVALIERI	Ducati Panigale V4 R	1'35.746
18	3 K. NOZANE	Yamaha YZF R1	1'36.037
19	15 O. KONIG	Kawasaki ZX-10RR	1'37.054
20	91 L. HASLAM	Honda CBR1000 RR-R	

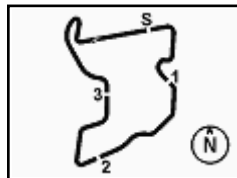
SPEED			
1	19 A. BAUTISTA	Honda CBR1000 RR-R	287,2
2	21 M. RINALDI	Ducati Panigale V4 R	285,7
3	45 S. REDDING	Ducati Panigale V4 R	285,0
4	31 G. GERLOFF	Yamaha YZF R1	284,2
5	7 C. DAVIES	Ducati Panigale V4 R	284,2
6	76 S. CAVALIERI	Ducati Panigale V4 R	283,5
7	55 A. LOCATELLI	Yamaha YZF R1	282,7
8	47 A. BASSANI	Ducati Panigale V4 R	282,0
9	1 J. REA	Kawasaki ZX-10RR	282,0
10	60 M. VAN DER MARK	BMW M 1000 RR	281,3
11	66 T. SYKES	BMW M 1000 RR	281,3
12	22 A. LOWES	Kawasaki ZX-10RR	281,3
13	54 T. RAZGATLIOGLU	Yamaha YZF R1	280,5
14	53 T. RABAT	Kawasaki ZX-10RR	279,8
15	15 O. KONIG	Kawasaki ZX-10RR	279,1
16	36 L. MERCADO	Honda CBR1000 RR-R	279,1
17	23 C. PONSSON	Yamaha YZF R1	277,6
18	3 K. NOZANE	Yamaha YZF R1	276,9
19	32 I. VINALES	Kawasaki ZX-10RR	276,9

SEG. 1			SEG. 2			SEG. 3			SEG. 4		
1	45 S. REDDING	26.334	1	31 G. GERLOFF	19.091	1	45 S. REDDING	19.209	1	45 S. REDDING	28.721
2	54 T. RAZGATLIOGLU	26.379	2	60 M. VAN DER MARK	19.112	2	54 T. RAZGATLIOGLU	19.267	2	54 T. RAZGATLIOGLU	28.762
3	7 C. DAVIES	26.436	3	45 S. REDDING	19.157	3	47 A. BASSANI	19.315	3	31 G. GERLOFF	28.848
4	47 A. BASSANI	26.506	4	54 T. RAZGATLIOGLU	19.160	4	31 G. GERLOFF	19.350	4	1 J. REA	28.893
5	19 A. BAUTISTA	26.509	5	1 J. REA	19.161	5	1 J. REA	19.359	5	23 C. PONSSON	29.013
6	1 J. REA	26.545	6	55 A. LOCATELLI	19.188	6	21 M. RINALDI	19.469	6	66 T. SYKES	29.024
7	55 A. LOCATELLI	26.550	7	47 A. BASSANI	19.203	7	23 C. PONSSON	19.488	7	55 A. LOCATELLI	29.094
8	21 M. RINALDI	26.610	8	19 A. BAUTISTA	19.220	8	19 A. BAUTISTA	19.505	8	19 A. BAUTISTA	29.132
9	31 G. GERLOFF	26.626	9	7 C. DAVIES	19.221	9	3 K. NOZANE	19.513	9	32 I. VINALES	29.148
10	76 S. CAVALIERI	26.659	10	66 T. SYKES	19.295	10	55 A. LOCATELLI	19.532	10	47 A. BASSANI	29.189
11	53 T. RABAT	26.708	11	23 C. PONSSON	19.308	11	32 I. VINALES	19.565	11	36 L. MERCADO	29.199
12	3 K. NOZANE	26.711	12	36 L. MERCADO	19.420	12	7 C. DAVIES	19.573	12	22 A. LOWES	29.230
13	66 T. SYKES	26.715	13	21 M. RINALDI	19.462	13	53 T. RABAT	19.597	13	53 T. RABAT	29.243
14	22 A. LOWES	26.736	14	22 A. LOWES	19.473	14	76 S. CAVALIERI	19.618	14	7 C. DAVIES	29.292
15	60 M. VAN DER MARK	26.741	15	32 I. VINALES	19.540	15	66 T. SYKES	19.638	15	60 M. VAN DER MARK	29.418
16	23 C. PONSSON	26.748	16	53 T. RABAT	19.581	16	36 L. MERCADO	19.693	16	3 K. NOZANE	29.513
17	32 I. VINALES	26.775	17	76 S. CAVALIERI	19.599	17	22 A. LOWES	19.835	17	21 M. RINALDI	29.542
18	36 L. MERCADO	26.796	18	3 K. NOZANE	19.619	18	60 M. VAN DER MARK	19.908	18	76 S. CAVALIERI	29.635
19	15 O. KONIG	27.040	19	15 O. KONIG	20.061	19	15 O. KONIG	20.001	19	15 O. KONIG	29.924

20/11/2021

These data/results cannot be reproduced, stored and/or transmitted in whole or in part by any manner of electronic, mechanical, photocopying, recording, broadcasting or otherwise now known or herein after developed without the previous express consent by the copyright owner, except for reproduction in daily press and regular printed publications on sale to the public within 60 days of the event related to those data/results and always provided that copyright symbol appears together as follows below.

© DORNA WSBK ORGANIZATION Srl 2021



## Pirelli Indonesian Round, 19-21 November 2021

### Ideal Times Free Practice 3rd Session

Pertamina Mandalika Circuit 4.300 m

No. Rider	Nat	Bike	Seg. 1	Seg. 2	Seg. 3	Seg. 4	Ideal Time			
			Diff. 1	Diff. 2	Diff. 3	Diff. 4	Best Lap	Pos.	Diff.	
1	<b>45 S. REDDING</b>	GBR	Ducati Panigale V4 R	26.334	19.157	19.209 +0.065	28.721	<b>1'33.421</b> 1'33.486	1	0.065
2	<b>54 T. RAZGATLIOGLU</b>	TUR	Yamaha YZF R1	26.379	19.160	19.267	28.762	<b>1'33.568</b> 1'33.568	2	
3	<b>31 G. GERLOFF</b>	USA	Yamaha YZF R1	26.626 +0.044	19.091	19.350 +0.079	28.848	<b>1'33.915</b> 1'34.038	3	0.123
4	<b>1 J. REA</b>	GBR	Kawasaki ZX-10RR	26.545 +0.046	19.161	19.359	28.893 +0.093	<b>1'33.958</b> 1'34.097	4	0.139
5	<b>47 A. BASSANI</b>	ITA	Ducati Panigale V4 R	26.506 +0.011	19.203	19.315 +0.019	29.189 +0.003	<b>1'34.213</b> 1'34.246	5	0.033
6	<b>55 A. LOCATELLI</b>	ITA	Yamaha YZF R1	26.550 +0.081	19.188	19.532	29.094	<b>1'34.364</b> 1'34.445	7	0.081
7	<b>19 A. BAUTISTA</b>	ESP	Honda CBR1000 RR-R	26.509 +0.067	19.220	19.505	29.132	<b>1'34.366</b> 1'34.433	6	0.067
8	<b>7 C. DAVIES</b>	GBR	Ducati Panigale V4 R	26.436	19.221	19.573	29.292 +0.267	<b>1'34.522</b> 1'34.789	9	0.267
9	<b>23 C. PONSSON</b>	FRA	Yamaha YZF R1	26.748	19.308	19.488	29.013	<b>1'34.557</b> 1'34.557	8	
10	<b>66 T. SYKES</b>	GBR	BMW M 1000 RR	26.715 +0.101	19.295	19.638	29.024 +0.085	<b>1'34.672</b> 1'34.858	10	0.186
11	<b>32 I. VINALES</b>	ESP	Kawasaki ZX-10RR	26.775	19.540 +0.091	19.565 +0.028	29.148	<b>1'35.028</b> 1'35.147	11	0.119
12	<b>21 M. RINALDI</b>	ITA	Ducati Panigale V4 R	26.610 +0.026	19.462 +0.145	19.469 +0.020	29.542 +0.109	<b>1'35.083</b> 1'35.383	14	0.300
13	<b>36 L. MERCADO</b>	ARG	Honda CBR1000 RR-R	26.796 +0.148	19.420	19.693 +0.109	29.199 +0.014	<b>1'35.108</b> 1'35.379	13	0.271
14	<b>53 T. RABAT</b>	ESP	Kawasaki ZX-10RR	26.708 +0.088	19.581 +0.059	19.597	29.243 +0.069	<b>1'35.129</b> 1'35.345	12	0.216
15	<b>60 M. VAN DER MARK</b>	NED	BMW M 1000 RR	26.741 +0.045	19.112 +0.261	19.908 +0.191	29.418	<b>1'35.179</b> 1'35.676	16	0.497
16	<b>22 A. LOWES</b>	GBR	Kawasaki ZX-10RR	26.736 +0.199	19.473	19.835	29.230	<b>1'35.274</b> 1'35.473	15	0.199
17	<b>3 K. NOZANE</b>	JPN	Yamaha YZF R1	26.711	19.619 +0.175	19.513 +0.272	29.513 +0.234	<b>1'35.356</b> 1'36.037	18	0.681
18	<b>76 S. CAVALIERI</b>	ITA	Ducati Panigale V4 R	26.659	19.599 +0.166	19.618	29.635 +0.069	<b>1'35.511</b> 1'35.746	17	0.235
19	<b>15 O. KONIG</b>	CZE	Kawasaki ZX-10RR	27.040	20.061	20.001	29.924 +0.028	<b>1'37.026</b> 1'37.054	19	0.028
	<b>91 L. HASLAM</b>	GBR	Honda CBR1000 RR-R							
<b>Overall Ideal Time</b>				26.334	19.091	19.209	28.721	<b>1'33.355</b>		

20/11/2021

These data/results cannot be reproduced, stored and/or transmitted in whole or in part by any manner of electronic, mechanical, photocopying, recording, broadcasting or otherwise now known or herein after developed without the previous express consent by the copyright owner, except for reproduction in daily press and regular printed publications on sale to the public within 60 days of the event related to those data/results and always provided that copyright symbol appears together as follows below.

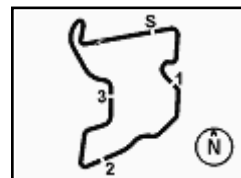
© DORNA WSBK ORGANIZATION Srl 2021

**FICR PERUGIA TIMING**


Official Tyre Supplier



Official Timekeeper



## Pirelli Indonesian Round, 19-21 November 2021 Chronological Analysis Free Practice 3rd Session

Pertamina Mandalika Circuit 4.300 m

1 / 3

1° 45 S. REDDING (1'33.486)							
Lap	Seg.1	Seg.2	Seg.3	Seg.4	Lap Time	km/h	Local Time
1		20.425	20.011	31.044			9:02'28.325
2	32.802	19.853	20.112	29.254	1'42.021	281,3	9:04'10.346
3	26.601	19.412	20.738	29.674	1'36.425	283,5	9:05'46.771
4	26.798	19.302	19.777	29.575	1'35.452	282,7	9:07'22.223
5	36.349	20.290	19.756	30.547	1'46.942	282,0	9:09'09.165
6	26.727	19.419	19.611	29.146	1'34.903	282,7	9:10'44.068
7	26.694	19.436	19.520	29.103	1'34.753	284,2	9:12'18.821
8	26.659	19.345	19.448	29.010	1'34.462	282,0	9:13'53.283
9	26.699	19.314	19.578	29.126	1'34.717	282,0	9:15'28.000
10	26.637	19.365	19.555	29.256	1'34.813	282,7	9:17'02.813
11	26.790	19.693	21.204	30.520	1'38.207	282,0	9:18'41.020
12	26.861	19.745	21.992	36.305	1'44.903P	283,5	9:20'25.923
13	4'25.209	20.108	20.168	29.577	5'35.062P		9:26'00.985
14	<b>26.334</b>	<b>19.157</b>	<b>19.274</b>	<b>28.721</b>	<b>1'33.486</b>	<b>285,0</b>	9:27'34.471
15	33.093	20.668	19.820	30.260	1'43.841	<b>285,0</b>	9:29'18.312
16	26.434	<b>19.157</b>	<b>19.209</b>	28.915	1'33.715	<b>285,0</b>	9:30'52.027

5° 47 A. BASSANI (1'34.246)							
Lap	Seg.1	Seg.2	Seg.3	Seg.4	Lap Time	km/h	Local Time
1		20.727	20.232	30.023			9:03'04.984
2	27.515	19.505	19.539	29.414	1'35.973	277,6	9:04'40.957
3	26.567	19.255	19.585	29.180	1'34.587C	278,4	9:06'15.544
4	26.517	<b>19.203</b>	19.334	29.192	<b>1'34.246</b>	279,1	9:07'49.790
5	<b>26.506</b>	19.344	<b>19.315</b>	<b>29.189</b>	1'34.354	279,8	9:09'24.144
6	29.347	20.579	20.235	34.268	1'44.429P	<b>282,0</b>	9:11'08.573
7	6'24.780	20.615	20.044	29.875	7'35.314P		9:18'43.887
8	26.639	19.363	19.469	29.326	1'34.797	280,5	9:20'18.684
9	26.529	19.448	19.391	29.200	1'34.568	278,4	9:21'53.252
10	26.619	19.463	19.486	29.270	1'34.838	278,4	9:23'28.090
11	28.734	21.171	22.694	35.118	1'47.717P	279,1	9:25'15.807
12	4'45.866	21.078	20.479	30.751	5'58.174P		9:31'13.981

2° 54 T. RAZGATLIOGLU (1'33.568)							
Lap	Seg.1	Seg.2	Seg.3	Seg.4	Lap Time	km/h	Local Time
1		20.384	20.074	34.421			9:02'31.555
2	7'53.293	19.607	19.602	29.327	9'01.829P		9:11'33.384
3	26.652	19.338	19.584	29.198	1'34.772	279,1	9:13'08.156
4	26.711	19.296	19.638	34.722	1'40.367P	<b>280,5</b>	9:14'48.523
5	6'15.383	19.835	20.041	34.825	7'30.084P		9:22'18.607
6	5'47.734	19.700	19.670	30.886	6'57.990P		9:29'16.597
7	<b>26.379</b>	<b>19.160</b>	<b>19.267</b>	<b>28.762</b>	<b>1'33.568</b>	<b>280,5</b>	9:30'50.165

6° 19 A. BAUTISTA (1'34.433)							
Lap	Seg.1	Seg.2	Seg.3	Seg.4	Lap Time	km/h	Local Time
1		20.057	20.069	29.782			9:01'58.710
2	26.751	19.756	19.928	29.664	1'36.099	286,5	9:03'34.809
3	26.842	19.658	19.694	29.652	1'35.846	285,7	9:05'10.655
4	26.688	19.597	19.634	29.584	1'35.503	286,5	9:06'46.158
5	26.832	19.507	19.683	29.329	1'35.351	285,7	9:08'21.509
6	26.613	19.552	19.598	29.335	1'35.098	286,5	9:09'56.607
7	26.561	19.773	19.799	29.473	1'35.606	285,0	9:11'32.213
8	26.686	19.604	19.531	29.414	1'35.235	285,0	9:13'07.448
9	26.707	19.473	19.595	29.467	1'35.242	285,0	9:14'42.690
10	26.613	19.671	19.747	37.338	1'43.369P	285,7	9:16'26.059
11	7'23.529	19.921	19.679	29.502	8'32.631P		9:24'58.690
12	26.576	<b>19.220</b>	<b>19.505</b>	<b>29.132</b>	<b>1'34.433</b>	286,5	9:26'33.123
13	<b>26.509</b>	19.299	19.601	29.311	1'34.720C	286,5	9:28'07.843
14	26.554	19.507	19.558	29.206	1'34.825	286,5	9:29'42.668
15	26.536	19.352	19.516	29.250	1'34.654	<b>287,2</b>	9:31'17.322

3° 31 G. GERLOFF (1'34.038)							
Lap	Seg.1	Seg.2	Seg.3	Seg.4	Lap Time	km/h	Local Time
1		20.664	20.551	30.139			9:02'30.990
2	31.849	20.376	19.935	29.590	1'41.750	281,3	9:04'12.740
3	26.774	19.522	19.576	29.054	1'34.926	279,8	9:05'47.666
4	26.982	19.505	19.800	30.006	1'36.293	280,5	9:07'23.959
5	31.405	20.107	19.642	29.204	1'40.358	<b>284,2</b>	9:09'04.317
6			19.889	29.855	1'44.570	279,8	9:10'48.887
7	26.717	23.031	20.085	29.412	1'39.245	278,4	9:12'28.132
8	27.085	20.271	19.825	35.533	1'42.714P	277,6	9:14'10.846
9	5'21.400	20.343	20.057	29.755	6'31.555P		9:20'42.401
10	26.646	19.222	<b>19.350</b>	28.902	1'34.120	278,4	9:22'16.521
11	26.670	<b>19.091</b>	19.429	<b>28.848</b>	<b>1'34.038</b>	279,1	9:23'50.559
12	26.868	19.195	19.402	28.933	1'34.398	278,4	9:25'24.957
13	26.720	19.252	19.561	29.168	1'34.701	278,4	9:26'59.658
14	26.741	19.717	19.613	29.015	1'35.086	278,4	9:28'34.744
15	<b>26.626</b>	19.294	19.513	35.194	1'40.627C	279,1	9:30'15.371

7° 55 A. LOCATELLI (1'34.445)							
Lap	Seg.1	Seg.2	Seg.3	Seg.4	Lap Time	km/h	Local Time
1		20.326	20.163	32.053			9:02'29.966
2	26.787	19.440	19.725	29.291	1'35.243	<b>282,7</b>	9:04'05.209
3	26.632	19.336	19.630	29.156	1'34.754	281,3	9:05'39.963
4	26.626	19.305	19.653	29.419	1'35.003	281,3	9:07'14.966
5	26.736	19.353	19.785	29.270	1'35.144	281,3	9:08'50.110
6	26.789	19.785	20.550	29.775	1'36.899	279,8	9:10'27.009
7	26.689	19.412	19.748	29.663	1'35.512	281,3	9:12'02.521
8	26.656	19.424	19.654	29.375	1'35.109	279,1	9:13'37.630
9	26.776	19.455	19.669	29.214	1'35.114	279,1	9:15'12.744
10	26.621	19.464	19.759	29.205	1'35.049	279,8	9:16'47.793
11	26.738	19.533	19.678	29.425	1'35.374	279,8	9:18'23.167
12	26.688	19.404	19.764	29.399	1'35.255	279,8	9:19'58.422
13	26.757	19.431	19.692	31.917	1'37.797	278,4	9:21'36.219
14	29.553	21.316	21.113	37.257	1'49.239P	260,9	9:23'25.458
15	2'06.167	20.001	20.514	30.004	3'16.686P		9:26'42.144
16	26.631	<b>19.188</b>	<b>19.532</b>	<b>29.094</b>	<b>1'34.445</b>	<b>282,7</b>	9:28'16.589
17	<b>26.550</b>	19.360	19.572	29.092	1'34.574C	282,0	9:29'51.163
18	26.575	19.242	19.938	29.463	1'35.218	282,0	9:31'26.381

4° 1 J. REA (1'34.097)							
Lap	Seg.1	Seg.2	Seg.3	Seg.4	Lap Time	km/h	Local Time
1		21.334	23.715	30.850			9:02'11.292
2	26.863	19.489	20.018	29.260	1'35.630	<b>282,0</b>	9:03'46.922
3	26.891	19.429	20.196	29.337	1'35.853	<b>282,0</b>	9:05'22.775
4	26.926	19.319	19.411	29.467	1'35.123	276,2	9:06'57.898
5	26.694	19.303	19.607	29.262	1'34.866	278,4	9:08'32.764
6	26.762	20.230	20.338	36.024	1'43.354P	279,1	9:10'16.118
7	6'33.267	20.274	20.293	29.543	7'43.377P		9:17'59.495
8	26.689	19.247	19.391	<b>28.893</b>	1'34.220	277,6	9:19'33.715
9	26.940	19.354	19.680	29.080	1'35.054	279,8	9:21'08.769
10	26.591	<b>19.161</b>	<b>19.359</b>	28.986	<b>1'34.097</b>	279,1	9:22'42.866
11	<b>26.545</b>	19.273	19.533	29.240	1'34.591	280,5	9:24'17.457
12	26.654	19.351	19.589	29.073	1'34.667	279,8	9:25'52.124
13	26.821	19.279	19.815	29.621	1'35.536	279,8	9:27'27.660
14	26.668	19.200	19.451	29.164	1'34.483	279,1	9:29'02.143

8° 23 C. PONSSON (1'34.557)							
Lap	Seg.1	Seg.2	Seg.3	Seg.4	Lap Time	km/h	Local Time
1		20.635	21.419	29.990			9:02'31.517
2	27.203	19.698	19.746	29.712	1'36.359	276,9	9:04'07.876
3	26.927	19.591	19.632	29.495	1'35.645	276,2	9:05'43.521
4	26.982	19.418	19.731	29.743	1'35.874	275,5	9:07'19.395

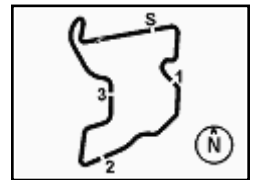
20/11/2021 P = Pits In/Out - C = Lap Time Cancelled

These data/results cannot be reproduced, stored and/or transmitted in whole or in part by any manner of electronic, mechanical, photocopying, recording, broadcasting or otherwise now known or herein after developed without the previous express consent by the copyright owner, except for reproduction in daily press and regular printed publications on sale to the public within 60 days of the event related to those data/results and always provided that copyright symbol appears together as follows below.

© DORNA WSBK ORGANIZATION Srl 2021







## Pirelli Indonesian Round, 19-21 November 2021 Chronological Analysis Free Practice 3rd Session

Pertamina Mandalika Circuit 4.300 m

2 / 3

5	29.646	21.285	25.604	29.720	1'46.255	276,2	9:09'05.650	4	31.845	24.465	22.709	39.901	1'58.920	275,5	9:07'15.505
6	27.007	19.538	19.886	29.609	1'36.040	<b>277,6</b>	9:10'41.690	5	27.090	19.925	19.840	29.499	1'36.354	275,5	9:08'51.859
7	27.258	46.754	21.271	30.988	2'06.271	272,7	9:12'47.961	6	26.929	19.877	19.910	29.617	1'36.333	276,2	9:10'28.192
8	26.887	19.495	19.823	29.313	1'35.518	274,8	9:14'23.479	7	27.044	<b>19.581</b>	27.708	37.340	1'51.673P	277,6	9:12'19.865
9	27.153	19.566	19.797	29.566	1'36.082	275,5	9:15'59.561	8	4'29.636	20.452	20.362	29.638	5'40.088P		9:17'59.953
10	27.077	19.412	19.817	29.453	1'35.759	274,8	9:17'35.320	9	26.829	19.772	19.715	29.376	1'35.692	278,4	9:19'35.645
11	27.022	19.459	19.806	29.469	1'35.756	273,4	9:19'11.076	10	26.823	19.605	19.735	29.366	1'35.529	276,9	9:21'11.174
12	26.981	19.455	19.868	29.401	1'35.705	275,5	9:20'46.781	11	26.825	19.716	19.749	<b>29.243</b>	1'35.533	277,6	9:22'46.707
13	29.282	21.154	21.631	36.947	1'49.014P	244,9	9:22'35.795	12	26.727	19.719	19.677	29.253	1'35.376	279,1	9:24'22.083
14	5'01.143	19.953	20.678	29.354	6'11.128P		9:28'46.923	13	29.328	20.154	20.185	29.557	1'39.224	278,4	9:26'01.307
15	<b>26.748</b>	<b>19.308</b>	<b>19.488</b>	<b>29.013</b>	<b>1'34.557</b>	276,9	9:30'21.480	14	<b>26.708</b>	19.638	19.767	29.304	1'35.417	<b>279,8</b>	9:27'36.724
								15	30.658	21.121	20.059	30.140	1'41.978	263,4	9:29'18.702
								16	26.796	19.640	<b>19.597</b>	29.312	<b>1'35.345</b>	<b>279,8</b>	9:30'54.047

### 9° 7 C. DAVIES (1'34.789)

Lap	Seg.1	Seg.2	Seg.3	Seg.4	Lap Time	km/h	Local Time
1		21.027	20.545	30.643			9:02'52.945
2	26.728	19.965	19.721	30.804	1'37.218	281,3	9:04'30.163
3	26.533	20.101	19.943	29.618	1'36.195	282,7	9:06'06.358
4	26.623	19.509	19.821	29.422	1'35.375	282,0	9:07'41.733
5	27.611	20.498	20.378	30.530	1'39.017	282,7	9:09'20.750
6	26.713	19.511	19.767	29.368	1'35.359	282,0	9:10'56.109
7	26.674	19.381	19.865	<b>29.292</b>	1'35.212	283,5	9:12'31.321
8	27.415	20.750	20.344	35.689	1'44.198P	283,5	9:14'15.519
9	8'45.094	20.093	20.191	30.581	9'55.959P		9:24'11.478
10	<b>26.436</b>	<b>19.221</b>	<b>19.573</b>	29.559	<b>1'34.789</b>	281,3	9:25'46.267
11	26.588	21.970	20.449	30.373	1'39.380	282,0	9:27'25.647
12	26.603	19.364	24.304	30.334	1'40.605	282,7	9:29'06.252
13	26.667	19.470	19.625	29.370	1'35.132	<b>284,2</b>	9:30'41.384

### 10° 66 T. SYKES (1'34.858)

Lap	Seg.1	Seg.2	Seg.3	Seg.4	Lap Time	km/h	Local Time
1		22.644	23.776	31.483			9:03'53.884
2	26.942	19.570	19.920	30.309	1'36.741	<b>281,3</b>	9:05'30.625
3	27.108	19.444	19.890	29.689	1'36.131	276,2	9:07'06.756
4	28.899	20.120	33.457	32.696	1'55.172	224,5	9:09'01.928
5	26.764	19.358	<b>19.638</b>	29.226	1'34.986	<b>281,3</b>	9:10'36.914
6	28.214	20.651	21.099	37.338	1'47.302	278,4	9:12'24.216
7	28.170	19.797	21.334	38.525	1'47.826	280,5	9:14'12.042
8	26.816	<b>19.295</b>	<b>19.638</b>	29.109	<b>1'34.858</b>	279,1	9:15'46.900
9	27.784	20.448	20.956	35.070	1'44.258P	279,1	9:17'31.158
10	9'11.214	20.665	20.826	29.837	10'22.542P		9:27'53.700
11	<b>26.715</b>	19.435	19.821	<b>29.024</b>	1'34.995	280,5	9:29'28.695
12	26.920	19.299	19.779	37.152	1'43.150	279,1	9:31'11.845

### 11° 32 I. VINALES (1'35.147)

Lap	Seg.1	Seg.2	Seg.3	Seg.4	Lap Time	km/h	Local Time
1		20.544	19.993	29.979			9:02'14.176
2	26.938	19.708	19.662	29.322	1'35.630	<b>276,9</b>	9:03'49.806
3	26.888	<b>19.540</b>	19.638	29.358	1'35.424	<b>276,9</b>	9:05'25.230
4	26.832	23.046	23.405	38.027	1'51.310	275,5	9:07'16.540
5	26.940	20.305	19.858	29.980	1'37.083	275,5	9:08'53.623
6	26.951	19.688	19.642	35.954	1'42.235P	275,5	9:10'35.858
7	10'26.211	20.779	21.497	29.995	11'38.482P		9:22'14.340
8	27.051	20.260	20.667	29.323	1'37.301	272,7	9:23'51.641
9	26.889	19.748	19.606	29.480	1'35.723	275,5	9:25'27.364
10	26.849	19.655	19.648	29.469	1'35.621	274,8	9:27'02.985
11	<b>26.775</b>	19.631	19.593	<b>29.148</b>	<b>1'35.147</b>	276,2	9:28'38.132
12	26.886	19.706	<b>19.565</b>	29.516	1'35.673	<b>276,9</b>	9:30'13.805

### 12° 53 T. RABAT (1'35.345)

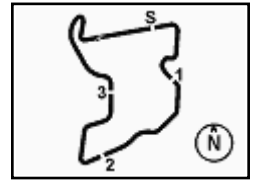
Lap	Seg.1	Seg.2	Seg.3	Seg.4	Lap Time	km/h	Local Time
1		20.589	20.706	30.294			9:02'01.641
2	27.334	20.022	20.104	30.284	1'37.744	275,5	9:03'39.385
3	27.231	20.071	19.905	29.993	1'37.200	276,9	9:05'16.585

20/11/2021 P = Pits In/Out - C = Lap Time Cancelled

These data/results cannot be reproduced, stored and/or transmitted in whole or in part by any manner of electronic, mechanical, photocopying, recording, broadcasting or otherwise now known or herein after developed without the previous express consent by the copyright owner, except for reproduction in daily press and regular printed publications on sale to the public within 60 days of the event related to those data/results and always provided that copyright symbol appears together as follows below.

© DORNA WSBK ORGANIZATION Srl 2021





## Pirelli Indonesian Round, 19-21 November 2021 Chronological Analysis Free Practice 3rd Session

Pertamina Mandalika Circuit 4.300 m

3 / 3

17° 76 S. CAVALIERI (1'35.746)							
Lap	Seg.1	Seg.2	Seg.3	Seg.4	Lap Time	km/h	Local Time
1		20.597	21.682	33.447			9:02'29.145
2	26.826	19.696	19.922	35.206	1'41.650	281,3	9:04'10.795
3	26.821	19.694	20.200	29.851	1'36.566	277,6	9:05'47.361
4	26.747	<b>19.599</b>	20.181	29.975	1'36.502	280,5	9:07'23.863
5	30.436	20.858	20.281	29.658	1'41.233	281,3	9:09'05.096
6	26.818	19.701	19.998	29.762	1'36.279	280,5	9:10'41.375
7	29.675	21.134	20.243	29.686	1'40.738	273,4	9:12'22.113
8	26.824	19.601	19.698	29.680	1'35.803	281,3	9:13'57.916
9	27.906	20.491	20.259	35.467	1'44.123P	274,8	9:15'42.039
10	6'00.034	23.698	22.483	42.793	7'29.008P		9:23'11.047
11	30.967	21.204	20.837	35.258	1'48.266	226,9	9:24'59.313
12	26.780	19.717	19.763	29.765	1'36.025C	281,3	9:26'35.338
13	<b>26.659</b>	19.765	<b>19.618</b>	29.704	<b>1'35.746</b>	281,3	9:28'11.084
14	26.667	19.810	20.354	34.817	1'41.648	282,0	9:29'52.732
15	26.769	19.610	19.775	<b>29.635</b>	1'35.789	<b>283,5</b>	9:31'28.521

18° 3 K. NOZANE (1'36.037)							
Lap	Seg.1	Seg.2	Seg.3	Seg.4	Lap Time	km/h	Local Time
1		20.951	25.650	31.174			9:02'29.749
2	27.235	19.863	19.571	29.878	1'36.547	274,1	9:04'06.296
3	27.014	19.870	19.810	<b>29.513</b>	1'36.207	276,2	9:05'42.503
4	27.143	19.975	27.193	30.280	1'44.591	274,8	9:07'27.094
5	26.938	19.842	19.876	30.020	1'36.676	275,5	9:09'03.770
6	27.141	20.086	19.981	29.823	1'37.031	275,5	9:10'40.801
7	35.561	23.960	23.588	42.509	2'05.618P	273,4	9:12'46.419
8	7'51.034	21.710	24.879	33.257	9'10.880P		9:21'57.299
9	26.816	<b>19.619</b>	<b>19.513</b>	29.291	1'35.239C	273,4	9:23'32.538
10	<b>26.711</b>	19.794	19.785	29.747	<b>1'36.037</b>	<b>276,9</b>	9:25'08.575
11	27.228	20.120	19.985	29.652	1'36.985	274,8	9:26'45.560
12	26.939	20.079	19.810	29.712	1'36.540	276,2	9:28'22.100
13	27.349	20.336	19.938	29.825	1'37.448	275,5	9:29'59.548
14	27.381	20.135	19.901	29.854	1'37.271	276,2	9:31'36.819

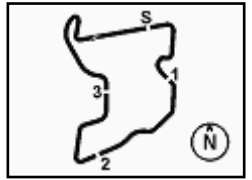
19° 15 O. KONIG (1'37.054)							
Lap	Seg.1	Seg.2	Seg.3	Seg.4	Lap Time	km/h	Local Time
1		21.117	21.111	31.249			9:02'04.478
2	27.917	20.732	20.614	30.805	1'40.068	274,1	9:03'44.546
3	27.987	20.737	23.891	30.519	1'43.134	275,5	9:05'27.680
4	27.711	20.498	20.156	30.524	1'38.889	274,8	9:07'06.569
5	27.367	20.388	20.237	30.183	1'38.175	274,8	9:08'44.744
6	27.530	20.364	20.193	30.229	1'38.316	272,7	9:10'23.060
7	27.921	27.759	21.910	36.374	1'53.964P	272,7	9:12'17.024
8	7'28.212	20.812	20.548	30.746	8'40.318P		9:20'57.342
9	27.553	20.268	20.162	30.282	1'38.265	270,7	9:22'35.607
10	27.269	20.102	20.192	<b>29.924</b>	1'37.487	274,8	9:24'13.094
11	<b>27.040</b>	<b>20.061</b>	<b>20.001</b>	29.952	<b>1'37.054</b>	276,9	9:25'50.148
12	27.148	20.248	20.180	30.407	1'37.983	275,5	9:27'28.131
13	40.986	20.481	20.525	30.346	1'52.338	<b>279,1</b>	9:29'20.469
14	31.898	24.172	20.447	30.379	1'46.896	277,6	9:31'07.365

20/11/2021 P = Pits In/Out - C = Lap Time Cancelled

These data/results cannot be reproduced, stored and/or transmitted in whole or in part by any manner of electronic, mechanical, photocopying, recording, broadcasting or otherwise now known or herein after developed without the previous express consent by the copyright owner, except for reproduction in daily press and regular printed publications on sale to the public within 60 days of the event related to those data/results and always provided that copyright symbol appears together as follows below.

© DORNA WSBK ORGANIZATION Srl 2021





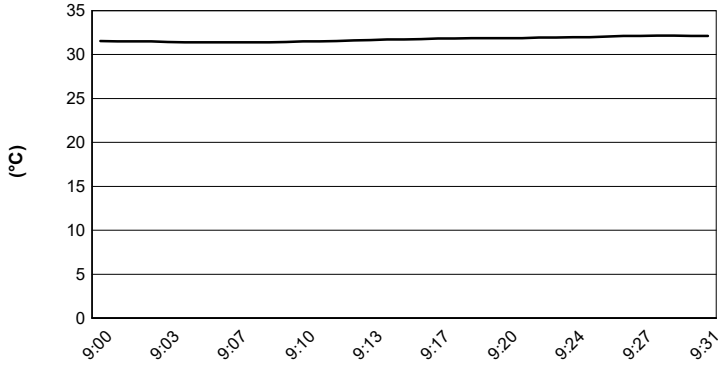
Pertamina Mandalika Circuit 4.300 m

**Pirelli Indonesian Round, 19-21 November 2021**

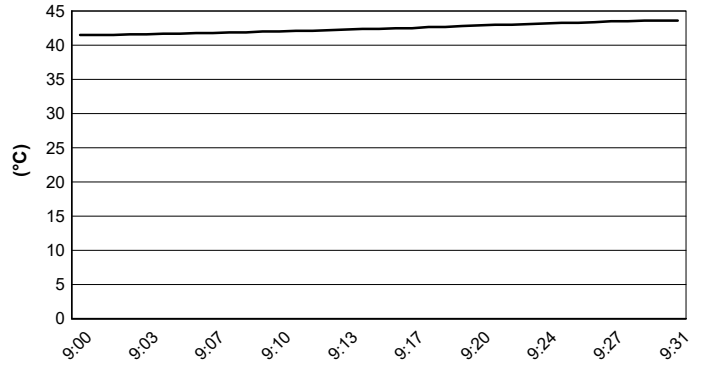
**Weather Report Free Practice 3rd Session**

Session started 09:00 - Session ended 9:31

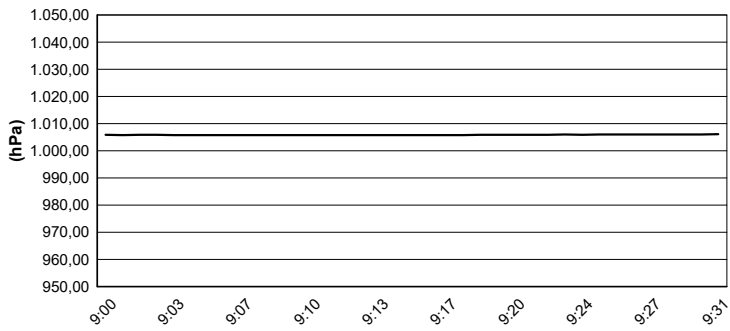
### Air Temperature



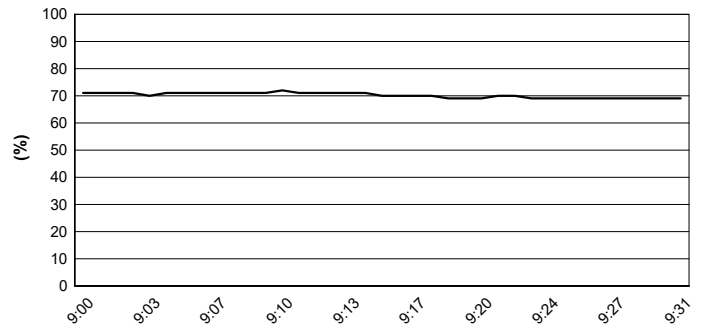
### Track Temperature



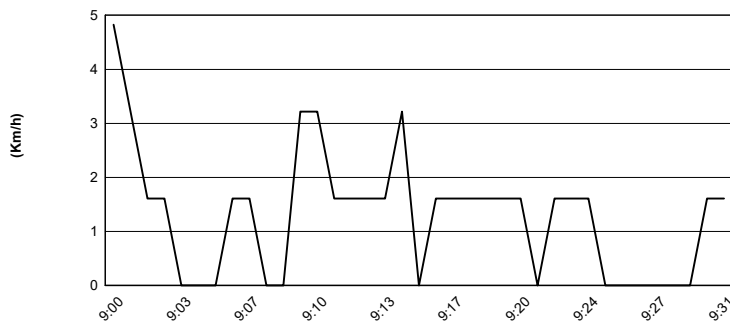
### Air Pressure



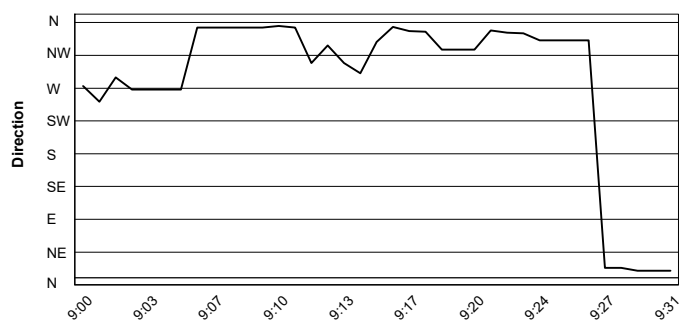
### Humidity



### Wind Speed



### Wind Direction



20/11/2021

These data/results cannot be reproduced, stored and/or transmitted in whole or in part by any manner of electronic, mechanical, photocopying, recording, broadcasting or otherwise now known or herein after developed without the previous express consent by the copyright owner, except for reproduction in daily press and regular printed publications on sale to the public within 60 days of the event related to those data/results and always provided that copyright symbol appears together as follows below.

© DORNA WSBK ORGANIZATION Srl 2021