

Pirelli Indonesian Round, 19-21 November 2021

Chronological Analysis Race 1

Pertamina Mandalika Circuit 4.300 m

Start at 13:30'22.476

1 / 4

1° 3 R. DE ROSA (1'37.399)							
Lap	Seg.1	Seg.2	Seg.3	Seg.4	Lap Time	km/h	Local Time
1		20.267	20.506	30.290	1'42.789	204,5	13:32'05.265
2	27.918	20.133	20.170	30.134	1'38.355	248,3	13:33'43.620
3	28.014	20.405	20.165	31.059	1'39.643	247,7	13:35'23.263
4	30.092	21.779	20.513	34.952	1'47.336	247,1	13:37'10.599
5	31.174	20.984	21.614	35.265	1'49.037	237,4	13:38'59.636
6	29.508	20.468	20.944	34.781	1'45.701	242,2	13:40'45.337
7	28.925	20.830	20.767	34.361	1'44.883	241,6	13:42'30.220
8	28.584	20.258	20.118	32.758	1'41.718	248,3	13:44'11.938
9	28.041	20.174	20.075	31.467	1'39.757	244,3	13:45'51.695
10	28.005	20.096	19.800	30.822	1'38.723	244,3	13:47'30.418
11	27.873	20.005	20.042	30.578	1'38.498	244,3	13:49'08.916
12	27.799	19.980	19.785	30.273	1'37.837	243,8	13:50'46.753
13	27.699	19.983	19.886	30.144	1'37.712	243,2	13:52'24.465
14	27.625	19.920	20.028	30.139	1'37.712	243,8	13:54'02.177
15	27.695	19.948	19.830	30.123	1'37.596	243,2	13:55'39.773
16	27.752	20.103	19.868	29.829	1'37.552	243,8	13:57'17.325
17	27.707	19.895	19.825	29.972	1'37.399	243,2	13:58'54.724
18	27.864	20.013	19.894	30.015	1'37.786	243,8	14:00'32.510
19	27.942	20.180	19.872	29.934	1'37.928	244,9	14:02'10.438
Race Time 31'47.962							

4° 16 J. CLUZEL (1'37.016)							
Lap	Seg.1	Seg.2	Seg.3	Seg.4	Lap Time	km/h	Local Time
1		20.261	20.259	30.424	1'44.075	209,3	13:32'06.551
2	28.077	20.201	20.121	30.207	1'38.606	254,1	13:33'45.157
3	27.659	20.062	20.420	31.454	1'39.595	253,5	13:35'24.752
4	30.904	21.682	21.446	35.323	1'49.355	251,2	13:37'14.107
5	31.241	21.204	21.812	34.838	1'49.095	240,0	13:39'03.202
6	29.791	20.920	20.808	34.079	1'45.598	241,6	13:40'48.800
7	28.852	20.383	20.223	33.374	1'42.832	249,4	13:42'31.632
8	28.524	20.561	20.751	32.677	1'42.513	249,4	13:44'14.145
9	28.609	20.711	20.193	31.815	1'41.328	248,8	13:45'55.473
10	27.903	20.157	19.916	31.132	1'39.108	248,8	13:47'34.581
11	27.974	20.026	20.084	30.870	1'38.954	253,5	13:49'13.535
12	27.968	19.942	19.949	30.534	1'38.393	252,9	13:50'51.928
13	27.596	19.885	20.325	30.186	1'37.992	250,6	13:52'29.920
14	27.590	19.898	20.057	30.154	1'37.699	254,7	13:54'07.619
15	27.542	19.839	19.777	29.949	1'37.107	251,2	13:55'44.726
16	27.437	19.849	19.881	29.849	1'37.016	251,7	13:57'21.742
17	27.563	20.142	19.942	29.879	1'37.526	249,4	13:58'59.268
18	27.456	19.940	19.905	29.900	1'37.201	249,4	14:00'36.469
19	27.619	19.908	19.910	30.203	1'37.640	250,0	14:02'14.109
Race Time 31'51.633							

2° 77 D. AEGERTER (1'36.894)							
Lap	Seg.1	Seg.2	Seg.3	Seg.4	Lap Time	km/h	Local Time
1		20.461	20.238	30.303	1'42.351	203,8	13:32'04.827
2	27.975	20.315	20.182	30.096	1'38.568	246,0	13:33'43.395
3	28.058	20.366	20.004	31.291	1'39.719	248,8	13:35'23.114
4	31.305	22.708	21.125	34.857	1'49.995	242,7	13:37'13.109
5	31.052	21.640	21.198	34.286	1'48.176	240,5	13:39'01.285
6	29.669	20.607	20.513	34.504	1'45.293	243,8	13:40'46.578
7	29.131	20.324	20.453	34.506	1'44.414	246,6	13:42'30.992
8	28.586	20.954	20.346	32.831	1'42.717	246,0	13:44'13.709
9	28.265	20.214	20.155	31.491	1'40.125	247,7	13:45'53.834
10	28.226	20.063	20.059	31.201	1'39.549	248,8	13:47'33.383
11	28.153	19.990	20.251	30.638	1'39.032	247,1	13:49'12.415
12	27.819	20.063	19.804	30.309	1'37.995	246,0	13:50'50.410
13	27.682	19.971	19.705	29.954	1'37.312	243,8	13:52'27.722
14	27.597	19.818	19.896	29.832	1'37.143	243,8	13:54'04.865
15	27.585	19.761	19.701	29.865	1'36.912	244,9	13:55'41.777
16	27.618	19.826	19.707	29.802	1'36.953	245,5	13:57'18.730
17	27.685	19.784	19.717	29.708	1'36.894	245,5	13:58'55.624
18	27.592	19.978	19.682	29.816	1'37.068	244,9	14:00'32.692
19	27.876	20.292	19.767	29.916	1'37.851	246,6	14:02'10.543
Race Time 31'48.067							

5° 81 M. GONZALEZ (1'37.167)							
Lap	Seg.1	Seg.2	Seg.3	Seg.4	Lap Time	km/h	Local Time
1		20.280	20.054	30.378	1'42.564	202,6	13:32'05.040
2	27.944	20.179	19.946	30.160	1'38.229	247,7	13:33'43.269
3	27.980	20.162	19.861	30.973	1'38.976	242,7	13:35'22.245
4	30.506	21.366	20.704	35.044	1'47.620	241,6	13:37'09.865
5	31.134	21.121	21.860	35.192	1'49.307	239,5	13:38'59.172
6	29.859	20.572	21.318	35.043	1'46.792	240,0	13:40'45.964
7	28.891	20.209	20.712	34.074	1'43.886	243,2	13:42'29.850
8	28.660	20.598	20.415	33.241	1'42.914	243,2	13:44'12.764
9	28.400	19.999	20.254	32.147	1'40.800	243,8	13:45'53.564
10	28.194	20.001	20.328	31.596	1'40.119	244,3	13:47'33.683
11	28.137	19.937	20.236	30.870	1'39.180	245,5	13:49'12.863
12	28.000	19.752	20.104	30.702	1'38.558	247,1	13:50'51.421
13	27.903	19.864	20.067	30.341	1'38.175	249,4	13:52'29.596
14	27.819	19.813	19.940	30.140	1'37.712	248,3	13:54'07.308
15	27.687	19.817	19.782	29.987	1'37.273	244,9	13:55'44.581
16	27.768	19.792	19.847	30.002	1'37.409	244,9	13:57'21.990
17	27.604	19.929	19.951	30.048	1'37.532	248,8	13:58'59.522
18	27.576	19.690	19.830	30.071	1'37.167	249,4	14:00'36.689
19	27.658	19.776	19.892	30.735	1'38.061	250,0	14:02'14.750
Race Time 31'52.274							

3° 94 F. CARICASULO (1'37.532)							
Lap	Seg.1	Seg.2	Seg.3	Seg.4	Lap Time	km/h	Local Time
1		20.372	20.012	30.337	1'42.154	204,9	13:32'04.630
2	27.949	20.331	19.937	30.207	1'38.424	243,8	13:33'43.054
3	27.883	20.554	19.930	31.041	1'39.408	244,3	13:35'22.462
4	30.582	22.159	20.776	34.755	1'48.272	231,8	13:37'10.734
5	31.163	21.505	21.148	35.523	1'49.339	233,3	13:39'00.073
6	30.097	20.935	20.609	34.539	1'46.180	238,4	13:40'46.253
7	28.866	20.443	20.601	34.327	1'44.237	247,7	13:42'30.490
8	28.473	20.687	20.202	32.883	1'42.245	248,8	13:44'12.735
9	28.075	20.226	19.949	31.372	1'39.622	246,6	13:45'52.357
10	27.928	20.275	20.017	30.768	1'38.988	245,5	13:47'31.345
11	27.665	20.085	19.862	30.589	1'38.201	246,6	13:49'09.546
12	27.687	20.094	20.002	30.329	1'38.112	247,1	13:50'47.658
13	27.627	19.926	19.878	30.282	1'37.713	244,9	13:52'25.371
14	27.772	20.017	19.785	30.100	1'37.674	245,5	13:54'03.045
15	27.772	19.964	19.890	30.044	1'37.670	244,9	13:55'40.715
16	27.709	19.987	19.768	30.068	1'37.532	246,0	13:57'18.247
17	27.826	20.152	19.882	30.437	1'38.297	246,0	13:58'56.544

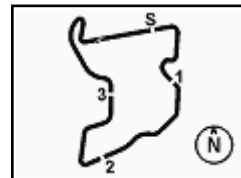
6° 4 S. ODENDAAL (1'37.414)							
Lap	Seg.1	Seg.2	Seg.3	Seg.4	Lap Time	km/h	Local Time
1		20.270	20.304	30.467	1'43.140	210,5	13:32'05.616
2	27.766	20.107	20.574	30.125	1'38.572	250,0	13:33'44.188
3	27.908	20.244	20.139	31.448	1'39.739	250,6	13:35'23.927
4	31.115	22.073	20.965	36.005	1'50.158	231,3	13:37'14.085
5	31.698	21.214	21.455	34.602	1'48.969	225,5	13:39'03.054
6	29.599	20.499	20.782	34.396	1'45.276	246,6	13:40'48.330
7	28.673	20.060	20.224	33.596	1'42.553	246,0	13:42'30.883
8	28.424	21.312	20.360	32.532	1'42.628	249,4	13:44'13.511
9	28.260	20.014	20.191	31.670	1'40.135	251,2	13:45'53.646
10	27.796	20.168	20.057	30.908	1'38.929	249,4	13:47'32.575
11	28.267	20.247	20.163	30.786	1'39.463	248,3	13:49'12.038
12	27.920	20.338	20.144	30.591	1'38.993	245,5	13:50'51.031
13	27.922	20.079	20.366	30.368	1'38.735	248,3	13:52'29.766
14	28.081	19.789	20.044	30.143	1'38.057	251,7	13:54'07.823

20/11/2021

P = Pits In/Out - C = Lap Time Cancelled

These data/results cannot be reproduced, stored and/or transmitted in whole or in part by any manner of electronic, mechanical, photocopying, recording, broadcasting or otherwise now known or herein after developed without the previous express consent by the copyright owner, except for reproduction in daily press and regular printed publications on sale to the public within 60 days of the event related to those data/results and always provided that copyright symbol appears together as follows below.

© DORNA WSBK ORGANIZATION Srl 2021



Pirelli Indonesian Round, 19-21 November 2021

Chronological Analysis Race 1

Pertamina Mandalika Circuit 4.300 m

Start at 13:30'22.476

2 / 4

15	27.818	19.926	20.076	29.843	1'37.663	252,3	13:55'45.486	12	28.002	20.156	20.030	30.548	1'38.736	248,8	13:50'52.495
16	27.674	19.852	19.978	29.930	1'37.434	252,9	13:57'22.920	13	27.932	20.041	20.031	30.430	1'38.434	250,6	13:52'30.929
17	27.748	19.985	19.798	29.883	1'37.414	251,7	13:59'00.334	14	27.846	19.935	20.183	30.215	1'38.179	247,7	13:54'09.108
18	27.678	19.949	20.225	30.267	1'38.119	253,5	14:00'38.453	15	28.048	20.048	20.176	30.141	1'38.413	247,7	13:55'47.521
19	28.219	19.857	19.988	29.975	1'38.039	249,4	14:02'16.492	16	27.791	20.088	19.879	30.023	1'37.781	247,7	13:57'25.302

Race Time 31'54.016

7° 61 C. ONCU (1'37.462)							
Lap	Seg.1	Seg.2	Seg.3	Seg.4	Lap Time	km/h	Local Time

1		20.306	20.314	30.489	1'43.056	205,3	13:32'05.532
2	28.053	19.932	20.067	30.141	1'38.193	245,5	13:33'43.725
3	28.050	20.289	20.260	31.303	1'39.902	250,0	13:35'23.627
4	30.940	22.122	20.867	35.127	1'49.056	245,5	13:37'12.683
5	30.483	21.506	21.156	34.487	1'47.632	242,2	13:39'00.315
6	29.648	20.781	20.560	34.873	1'45.862	238,4	13:40'46.177
7	28.831	20.393	20.654	33.961	1'43.839	244,9	13:42'30.016
8	28.630	20.752	20.455	33.337	1'43.174	243,8	13:44'13.190
9	28.182	20.131	20.354	32.089	1'40.756	248,3	13:45'53.946
10	27.956	19.882	20.121	31.289	1'39.248	251,7	13:47'33.194
11	28.126	20.112	20.046	31.119	1'39.403	244,3	13:49'12.597
12	27.861	19.994	20.173	30.485	1'38.513	246,6	13:50'51.110
13	28.001	19.928	19.979	30.311	1'38.219	247,7	13:52'29.329
14	27.870	19.993	20.137	30.157	1'38.157	244,3	13:54'07.486
15	27.924	19.835	19.980	29.771	1'37.510	244,9	13:55'44.996
16	27.872	19.863	19.767	29.960	1'37.462	245,5	13:57'22.458
17	27.933	20.033	19.809	29.930	1'37.705	244,9	13:59'00.163
18	28.043	19.936	20.202	30.039	1'38.220	244,9	14:00'38.383
19	27.981	20.077	19.930	30.314	1'38.302	245,5	14:02'16.685

Race Time 31'54.209

8° 21 R. KRUMMENACHER (1'37.782)							
Lap	Seg.1	Seg.2	Seg.3	Seg.4	Lap Time	km/h	Local Time

1		20.274	20.376	30.458	1'43.339	204,5	13:32'05.815
2	28.703	20.165	20.071	30.285	1'39.224	250,6	13:33'45.039
3	27.965	20.017	20.039	31.894	1'39.915	248,8	13:35'24.954
4	31.198	21.887	21.005	35.030	1'49.120	232,8	13:37'14.074
5	30.590	21.014	21.333	33.806	1'46.743	242,7	13:39'00.817
6	29.560	20.627	20.582	34.757	1'45.526	246,0	13:40'46.343
7	29.113	20.298	20.558	34.142	1'44.111	243,8	13:42'30.454
8	28.731	20.675	20.264	32.986	1'42.656	248,3	13:44'13.110
9	28.482	20.142	20.982	31.719	1'41.325	247,7	13:45'54.435
10	28.284	20.222	20.077	31.281	1'39.864	250,0	13:47'34.299
11	28.029	20.058	20.086	30.908	1'39.081	248,3	13:49'13.380
12	27.994	19.880	20.350	30.612	1'38.836	248,8	13:50'52.216
13	27.850	19.985	19.967	30.523	1'38.325	248,3	13:52'30.541
14	27.967	20.074	19.983	30.288	1'38.312	247,7	13:54'08.853
15	27.909	20.033	19.900	30.150	1'37.992	247,1	13:55'46.845
16	28.001	20.006	20.039	30.134	1'38.180	246,0	13:57'25.025
17	27.886	19.850	19.994	30.052	1'37.782	245,5	13:59'02.807
18	27.829	20.295	19.987	30.218	1'38.329	247,1	14:00'41.136
19	27.829	19.973	19.932	30.346	1'38.080	246,6	14:02'19.216

Race Time 31'56.740

9° 38 H. SOOMER (1'37.781)							
Lap	Seg.1	Seg.2	Seg.3	Seg.4	Lap Time	km/h	Local Time

1		21.411	20.547	30.408	1'46.297	212,6	13:32'08.773
2	28.265	20.094	20.094	30.164	1'38.617	251,2	13:33'47.390
3	27.874	20.237	20.079	31.116	1'39.306	250,0	13:35'26.696
4	31.136	22.130	21.443	34.759	1'49.468	249,4	13:37'16.164
5	31.063	21.961	21.575	34.254	1'48.853	245,5	13:39'05.017
6	29.994	20.910	20.854	33.696	1'45.454	247,1	13:40'50.471
7	29.007	20.580	20.924	33.020	1'43.531	246,0	13:42'34.002
8	28.449	20.341	20.350	31.852	1'40.992	246,0	13:44'14.994
9	28.375	20.205	20.365	31.889	1'40.834	250,0	13:45'55.828
10	28.034	20.098	20.137	30.780	1'39.049	248,3	13:47'34.877
11	28.015	20.124	20.098	30.645	1'38.882	248,3	13:49'13.759

10° 56 P. SEBESTYEN (1'38.337)							
Lap	Seg.1	Seg.2	Seg.3	Seg.4	Lap Time	km/h	Local Time

1		20.061	20.253	30.357	1'43.444	210,5	13:32'05.920
2	27.989	20.170	20.064	30.182	1'38.405	251,7	13:33'44.325
3	27.942	20.232	20.185	31.665	1'40.024	250,0	13:35'24.349
4	30.847	22.248	21.001	35.743	1'49.839	240,5	13:37'14.188
5	32.098	21.919	21.576	34.414	1'50.007	227,8	13:39'04.195
6	30.008	21.136	21.132	34.175	1'40.451	246,6	13:40'50.646
7	29.364	20.646	20.957	33.894	1'44.861	246,0	13:42'35.507
8	28.679	20.595	20.435	33.149	1'42.858	248,8	13:44'18.365
9	28.359	20.408	20.335	32.184	1'41.286	248,8	13:45'59.651
10	28.259	20.295	20.242	31.277	1'40.073	248,3	13:47'39.724
11	28.148	20.265	20.028	31.036	1'39.477	247,7	13:49'19.201
12	28.316	20.262	20.027	31.000	1'39.605	248,3	13:50'58.806
13	27.884	20.130	20.023	30.590	1'38.627	248,3	13:52'37.433
14	27.877	20.168	20.231	31.032	1'39.308	246,0	13:54'16.741
15	28.114	20.135	19.977	30.414	1'38.640	247,1	13:55'55.381
16	27.840	20.210	20.152	30.251	1'38.453	247,1	13:57'33.834
17	27.838	20.195	20.010	30.304	1'38.347	246,0	13:59'12.181
18	27.867	20.213	20.109	30.445	1'38.634	247,7	14:00'50.815
19	27.933	20.168	19.983	30.253	1'38.337	246,6	14:02'29.152

Race Time 32'06.676

11° 40 U. ORRADRE (1'38.461)							
Lap	Seg.1	Seg.2	Seg.3	Seg.4	Lap Time	km/h	Local Time

1		20.260	20.648	30.401	1'43.775	213,0	13:32'06.251
2	28.143	20.156	20.106	30.114	1'38.519	250,0	13:33'44.770
3	27.785	20.123	20.279	31.711	1'39.898	248,8	13:35'24.668
4	31.584	22.546	21.506	35.201	1'50.837	244,3	13:37'15.505
5	31.380	21.720	21.843	34.677	1'49.620	242,7	13:39'05.125
6	29.700	20.966	21.324	34.141	1'46.131	247,7	13:40'51.256
7	28.968	20.389	20.958	33.712	1'44.027	245,5	13:42'35.283
8	28.729	20.578	20.402	32.805	1'42.514	246,6	13:44'17.797
9	28.319	20.564	20.297	31.779	1'40.959	246,6	13:45'58.756
10	28.051	20.569	20.190	31.526	1'40.336	246,6	13:47'39.092
11	28.354	20.457	20.146	30.877	1'39.834	247,1	13:49'18.926
12	28.135	20.559	20.074	30.605	1'39.373	245,5	13:50'58.299
13	27.975	20.409	20.267	30.867	1'39.518	246,6	13:52'37.817
14	27.922	20.154	19.986	30.762	1'38.824	247,1	13:54'16.641
15	28.560	20.430	20.265	30.478	1'39.733	245,5	13:55'56.374
16	27.982	20.223	20.045	30.373	1'38.623	247,1	13:57'34.997
17	27.815	20.195	20.031	30.420	1'38.461	247,1	13:59'13.458
18	29.020	20.501	20.088	30.586	1'40.195	247,1	14:00'53.653
19	29.744	20.777	20.223	30.615	1'41.359	245,5	14:02'35.012

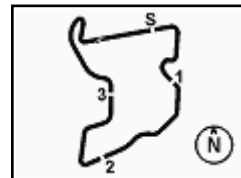
Race Time 32'12.536

12° 5 P. OETTL (1'37.969)							
Lap	Seg.1	Seg.2	Seg.3	Seg.4	Lap Time	km/h	Local Time

1		20.065	20.387	30.458	1'43.940	196,7	13:32'06.416
2	28.482	20.023	20.189	30.363	1'39.057	250,6	13:33'45.473
3	27.936	20.123	20.458	31.507	1'40.024	249,4	13:35'25.497
4	32.765	22.438	21.726	37.837	1'54.766	240,0	13:37'20.263
5	32.217	21.974	22.692	35.609	1'52.492	236,8	13:39'12.755
6	30.110	21.057	20.931	35.071	1'47.169	244,9	13:40'59.924
7	29.512	20.902	20.550	34.552	1'45.516	244,3	13:42'45.440
8	29.166	21.633	20.686	33.849	1'45.334	244,3	13:44'30.774

20/11/2021 P = Pits In/Out - C = Lap Time Cancelled

These data/results cannot be reproduced, stored and/or transmitted in whole or in part by any manner of electronic, mechanical, photocopying, recording, broadcasting or otherwise now known or herein after developed without the previous express consent by the copyright owner,



Pirelli Indonesian Round, 19-21 November 2021

Chronological Analysis Race 1

Pertamina Mandalika Circuit 4.300 m

Start at 13:30'22.476

3 / 4

Lap	Seg.1	Seg.2	Seg.3	Seg.4	Lap Time	km/h	Local Time
9	28.880	20.482	20.411	32.613	1'42.386	243,8	13:46'13.160
10	28.532	20.517	20.189	31.728	1'40.966	245,5	13:47'54.126
11	28.808	20.147	20.008	30.912	1'39.875	245,5	13:49'34.001
12	28.284	19.996	20.053	30.632	1'38.965	246,6	13:51'12.966
13	28.070	19.973	19.966	30.590	1'38.599	247,1	13:52'51.565
14	27.984	20.126	20.292	30.306	1'38.708	246,6	13:54'30.273
15	27.966	20.165	20.125	30.391	1'38.647	246,0	13:56'08.920
16	28.144	20.348	20.135	30.644	1'39.271	247,1	13:57'48.191
17	28.216	20.365	20.072	30.535	1'39.188	247,1	13:59'27.379
18	28.026	20.247	19.913	30.262	1'38.448	248,8	14:01'05.827
19	27.911	19.981	19.867	30.210	1'37.969	245,5	14:02'43.796
Race Time 32'21.320							

13° 28 G. VAN STRAALLEN (1'38.857)

Lap	Seg.1	Seg.2	Seg.3	Seg.4	Lap Time	km/h	Local Time
1		20.527	20.409	30.259	1'44.690	217,3	13:32'07.166
2	28.222	20.265	20.072	30.399	1'38.958	248,3	13:33'46.124
3	27.955	20.023	20.232	31.362	1'39.572	250,0	13:35'25.696
4	31.597	22.648	21.559	35.327	1'51.131	241,6	13:37'16.827
5	31.115	22.030	21.787	34.928	1'49.860	241,1	13:39'06.687
6	30.454	22.082	21.632	35.110	1'49.278	243,8	13:40'55.965
7	29.341	21.178	20.946	33.878	1'45.343	241,1	13:42'41.308
8	28.858	20.614	20.607	33.613	1'43.692	247,1	13:44'25.000
9	28.861	20.966	20.452	32.633	1'42.912	244,9	13:46'07.912
10	28.396	20.717	20.421	32.206	1'41.740	240,0	13:47'49.652
11	28.326	20.494	20.338	31.697	1'40.855	241,6	13:49'30.507
12	28.238	20.672	20.340	31.214	1'40.464	242,7	13:51'10.971
13	28.161	20.464	20.235	30.743	1'39.603	241,6	13:52'50.574
14	28.048	20.409	20.265	30.468	1'39.190	241,1	13:54'29.764
15	28.091	20.366	20.164	30.236	1'38.857	241,6	13:56'08.621
16	28.095	20.540	20.211	30.458	1'39.304	242,2	13:57'47.925
17	28.171	20.537	20.020	30.531	1'39.259	241,6	13:59'27.184
18	27.999	20.537	20.207	30.358	1'39.101	242,2	14:01'06.285
19	28.203	20.490	20.116	30.341	1'39.150	244,9	14:02'45.435
Race Time 32'22.959							

14° 74 A. GONZALEZ (1'39.585)

Lap	Seg.1	Seg.2	Seg.3	Seg.4	Lap Time	km/h	Local Time
1		20.497	21.626	30.857	1'46.731	216,9	13:32'09.207
2	28.119	20.336	20.711	30.763	1'39.929	250,0	13:33'49.136
3	28.386	20.290	20.477	31.236	1'40.389	250,0	13:35'29.525
4	30.921	21.759	21.871	35.581	1'50.132	248,3	13:37'19.657
5	30.789	21.855	21.420	34.426	1'48.490	235,8	13:39'08.147
6	30.291	21.414	21.193	34.736	1'47.634	244,3	13:40'55.781
7	29.454	21.406	20.833	33.744	1'45.437	244,3	13:42'41.218
8	29.246	20.896	20.540	33.046	1'43.728	245,5	13:44'24.946
9	28.769	21.075	20.828	32.738	1'43.410	243,8	13:46'08.356
10	28.477	20.744	20.374	31.883	1'41.478	243,2	13:47'49.834
11	28.394	20.605	20.328	31.598	1'40.925	247,1	13:49'30.759
12	28.371	20.663	20.261	31.201	1'40.496	246,6	13:51'11.255
13	28.265	20.573	20.258	30.489	1'39.585	248,3	13:52'50.840
14	28.181	20.422	20.704	30.812	1'40.119	246,6	13:54'30.959
15	28.466	20.879	20.345	31.096	1'40.786	242,7	13:56'11.745
16	28.389	20.770	20.324	30.841	1'40.324	244,3	13:57'52.069
17	28.385	20.899	20.282	30.810	1'40.376	244,3	13:59'32.445
18	28.383	20.902	20.298	30.788	1'40.371	243,2	14:01'12.816
19	28.754	21.222	20.431	31.153	1'41.560	243,8	14:02'54.376
Race Time 32'31.900							

15° 31 D. VALLE (1'38.524)

Lap	Seg.1	Seg.2	Seg.3	Seg.4	Lap Time	km/h	Local Time
1		20.742	20.631	30.413	1'46.130	214,3	13:32'08.606
2	28.164	20.218	20.029	30.113	1'38.524	250,6	13:33'47.130
3	28.031	20.414	20.266	31.473	1'40.184	247,1	13:35'27.314
4	31.829	22.898	21.290	37.144	1'53.161	242,7	13:37'20.475
5	31.295	22.283	22.607	35.279	1'51.464	240,5	13:39'11.939

16° 64 J. BUIS (1'40.396)

Lap	Seg.1	Seg.2	Seg.3	Seg.4	Lap Time	km/h	Local Time
1		20.554	20.811	30.521	1'45.953	216,0	13:32'08.429
2	28.463	20.274	20.852	30.807	1'40.396	247,1	13:33'48.825
3	28.161	20.280	20.559	31.809	1'40.809	246,0	13:35'29.634
4	31.090	21.963	22.201	35.799	1'51.053	241,6	13:37'20.687
5	31.364	22.017	22.741	35.785	1'51.907	226,4	13:39'12.594
6	30.883	21.435	22.181	35.475	1'49.974	238,9	13:41'02.568
7	30.147	21.855	21.895	35.463	1'49.360	242,2	13:42'51.928
8	30.069	21.881	21.728	34.498	1'48.176	236,3	13:44'40.104
9	29.761	21.561	22.400	34.103	1'47.825	241,1	13:46'27.929
10	29.073	21.056	21.289	32.721	1'44.139	241,6	13:48'12.068
11	29.370	21.004	21.077	32.491	1'43.942	241,6	13:49'56.010
12	29.083	20.731	20.990	32.191	1'42.995	241,6	13:51'39.005
13	28.928	20.529	21.043	31.787	1'42.287	242,7	13:53'21.292
14	28.765	21.145	21.475	31.703	1'43.088	242,7	13:55'04.380
15	28.738	20.846	21.001	31.175	1'41.760	242,7	13:56'46.140
16	28.640	20.977	20.904	31.238	1'41.759	243,2	13:58'27.899
17	28.732	20.872	21.432	31.228	1'42.264	243,2	14:00'10.163
18	28.753	21.001	20.728	31.504	1'41.986	242,7	14:01'52.149
19	28.726	21.139	21.183	31.567	1'42.615	243,8	14:03'34.764
Race Time 33'12.288							

RET 66 N. TUULI (1'38.846)

Lap	Seg.1	Seg.2	Seg.3	Seg.4	Lap Time	km/h	Local Time
1		20.192	21.037	30.373	1'44.220	202,6	13:32'06.696
2	28.324	20.057	20.300	30.165	1'38.846	246,6	13:33'45.542
3	28.039	20.129	20.380	31.207	1'39.755	248,8	13:35'25.297
4	31.121	22.419	21.154	34.770	1'49.464	236,3	13:37'14.761
5	31.296	21.651	21.594	34.310	1'48.851	232,3	13:39'03.612
6	29.588	20.685	20.654	33.873	1'44.800	241,1	13:40'48.412
7	28.785	20.154	20.303	33.638	1'42.880	244,3	13:42'31.292
8	28.481	20.753	20.645	32.675	1'42.554	244,3	13:44'13.846
9	28.272	20.245	20.141	31.728	1'40.386	246,6	13:45'54.232
10	27.994	20.062	20.077	31.421	1'39.554	242,7	13:47'33.786
11	28.109	19.966	20.236	30.892	1'39.203	244,3	13:49'12.989
Race Time 18'50.513							

RET 95 V. TAKALA (1'38.996)

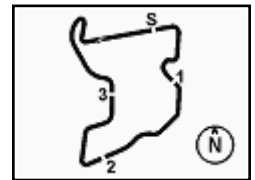
Lap	Seg.1	Seg.2	Seg.3	Seg.4	Lap Time	km/h	Local Time
1		20.456	20.392	30.378	1'44.500	216,4	13:32'06.976
2	28.279	20.158	20.233	30.326	1'38.996	248,8	13:33'45.972
3	28.479	20.174	20.111	31.662	1'40.426	249,4	13:35'26.398
4	31.145	22.110	21.250	35.823	1'50.328	244,9	13:37'16.726
5	31.405	21.811	21.872	34.242	1'49.330	244,9	13:39'06.056
6	29.686	20.667	21.220	33.980	1'45.553	244,3	13:40'51.609
7	29.368	20.422	20.826	33.569	1'44.185	246,6	13:42'35.794
8	28.962	20.358	20.397	1'06.524	2'16.241	247,1	13:44'52.035
9	38.212	24.412	27.493	44.122	2'14.239P	180,3	13:47'06.274
Race Time 16'43.798							

20/11/2021

P = Pits In/Out - C = Lap Time Cancelled

These data/results cannot be reproduced, stored and/or transmitted in whole or in part by any manner of electronic, mechanical, photocopying, recording, broadcasting or otherwise now known or herein after developed without the previous express consent by the copyright owner, except for reproduction in daily press and regular printed publications on sale to the public within 60 days of the event related to those data/results and always provided that copyright symbol appears together as follows below.

© DORNA WSBK ORGANIZATION Srl 2021



Pirelli Indonesian Round, 19-21 November 2021 Chronological Analysis Race 1

Start at 13:30'22.476

RET 55 G. HENDRA PRATAMA (1'39.471)							
Lap	Seg.1	Seg.2	Seg.3	Seg.4	Lap Time	km/h	Local Time
1		20.363	21.903	30.869	1'47.003	215,1	13:32'09.479
2	28.196	20.113	20.378	30.784	1'39.471	247,7	13:33'48.950
3	28.198	20.248	20.277	31.576	1'40.299	248,3	13:35'29.249
4	31.223	21.954	21.776	39.343	1'54.296P	243,8	13:37'23.545
5	1'42.643	22.121	22.529	35.292	3'02.585P		13:40'26.130
6	30.580	21.586	21.680	34.237	1'48.083	239,5	13:42'14.213
7	29.457	21.575	21.267	33.468	1'45.767	242,7	13:43'59.980
8	28.952	21.172	21.264	32.581	1'43.969	242,7	13:45'43.949
9	31.071	41.078	32.138	46.750	2'31.037P	242,7	13:48'14.986
Race Time 17'52.510							

RET 71 C. BERGMAN (1'39.050)							
Lap	Seg.1	Seg.2	Seg.3	Seg.4	Lap Time	km/h	Local Time
1		20.699	20.523	30.692	1'45.232	209,7	13:32'07.708
2	28.062	20.312	20.260	30.416	1'39.050	244,9	13:33'46.758
3	28.028	20.305	20.111	31.738	1'40.182	244,3	13:35'26.940
4	31.977	23.122	22.468	41.970	1'59.537P	240,0	13:37'26.477
5	2'21.354	21.890	22.166	35.147	3'40.557P		13:41'07.034
6	31.837	22.755	22.152	34.169	1'50.913	225,5	13:42'57.947
7	30.488	22.011	22.004	34.331	1'48.834	238,9	13:44'46.781
8	30.954	23.108	23.797	41.631	1'59.490P	238,9	13:46'46.271
Race Time 16'23.795							

20/11/2021 P = Pits In/Out - C = Lap Time Cancelled

These data/results cannot be reproduced, stored and/or transmitted in whole or in part by any manner of electronic, mechanical, photocopying, recording, broadcasting or otherwise now known or herein after developed without the previous express consent by the copyright owner, except for reproduction in daily press and regular printed publications on sale to the public within 60 days of the event related to those data/results and always provided that copyright symbol appears together as follows below.

© DORNA WSBK ORGANIZATION Srl 2021

