

## Pirelli Indonesian Round, 19-21 November 2021

### Results Tissot Superpole

Pertamina Mandalika Circuit 4.300 m

1 / 2

No.	Rider	Nat	Team	Bike	Time	Gap	Rel.	Laps	Speed	
									Avg	Max
1	77 D. AEGERTER	SUI	Ten Kate Racing Yamaha	Yamaha YZF R6	<b>1'36.288</b>			9	160,768	<b>251,2</b>
2	81 M. GONZALEZ	ESP	Yamaha ParkinGo Team	Yamaha YZF R6	<b>1'36.511</b>	0.223	0.223	8	160,396	<b>250,6</b>
3	94 F. CARICASULO	ITA	VFT Racing	Yamaha YZF R6	<b>1'36.550</b>	0.262	0.039	8	160,331	<b>249,4</b>
4	3 R. DE ROSA	ITA	Orelac Racing VerdNatura	Kawasaki ZX-6R	<b>1'36.622</b>	0.334	0.072	9	160,212	<b>245,5</b>
5	21 R. KRUMMENACHER	SUI	CM Racing	Yamaha YZF R6	<b>1'36.650</b>	0.362	0.028	9	160,166	<b>246,6</b>
6	66 N. TUULI	FIN	MV Agusta Corse Clienti	MV Agusta F3 675	<b>1'36.711</b>	0.423	0.061	9	160,065	<b>244,9</b>
7	5 P. OETTL	GER	Kawasaki Puccetti Racing	Kawasaki ZX-6R	<b>1'36.812</b>	0.524	0.101	8	159,898	<b>248,3</b>
8	61 C. ONCU	TUR	Kawasaki Puccetti Racing	Kawasaki ZX-6R	<b>1'36.921</b>	0.633	0.109	8	159,718	<b>248,8</b>
9	4 S. ODENDAAL	RSA	Evan Bros. WorldSSP Yamaha Team	Yamaha YZF R6	<b>1'36.928</b>	0.640	0.007	10	159,706	<b>251,2</b>
10	56 P. SEBESTYEN	HUN	Evan Bros. WorldSSP Yamaha Team	Yamaha YZF R6	<b>1'37.120</b>	0.832	0.192	9	159,390	<b>250,6</b>
11	40 U. ORRADRE	ESP	Yamaha MS Racing	Yamaha YZF R6	<b>1'37.142</b>	0.854	0.022	9	159,354	<b>251,7</b>
12	38 H. SOOMER	EST	Kallio Racing	Yamaha YZF R6	<b>1'37.214</b>	0.926	0.072	10	159,236	<b>247,7</b>
13	16 J. CLUZEL	FRA	GMT94 Yamaha	Yamaha YZF R6	<b>1'37.315</b>	1.027	0.101	10	159,071	<b>248,3</b>
14	71 C. BERGMAN	SWE	Wojcik Racing Team	Yamaha YZF R6	<b>1'37.917</b>	1.629	0.602	10	158,093	<b>244,9</b>
15	74 A. GONZALEZ	ARG	VFT Racing	Yamaha YZF R6	<b>1'37.935</b>	1.647	0.018	9	158,064	<b>251,7</b>
16	31 D. VALLE	ESP	Yamaha MS Racing	Yamaha YZF R6	<b>1'38.171</b>	1.883	0.236	8	157,684	<b>250,0</b>
17	55 G. HENDRA PRATAMA	INA	Ten Kate Racing Yamaha	Yamaha YZF R6	<b>1'38.212</b>	1.924	0.041	9	157,618	<b>248,3</b>
18	95 V. TAKALA	FIN	Kallio Racing	Yamaha YZF R6	<b>1'38.221</b>	1.933	0.009	9	157,604	<b>244,3</b>
19	28 G. VAN STRAALEN	NED	EAB Racing Team	Yamaha YZF R6	<b>1'38.573</b>	2.285	0.352	9	157,041	<b>245,5</b>
20	64 J. BUIS	NED	G.A.P. MOTOZOO Racing by Puccetti	Kawasaki ZX-6R	<b>1'39.475</b>	3.187	0.902	8	155,617	<b>244,9</b>

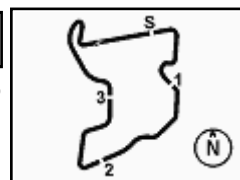
Qualifying Lap Time (107% of 1'36.288): 1'43.029

AIR	Humidity:	70%	Temp:	30°C
TRACK	Condition:	Dry	Temp:	44°C

Start                      End                      The results are provisional until the end of the time limit for protests and appeals  
20/11/2021              10:25                      10:46                      and the completion of the technical checks.

These data/results cannot be reproduced, stored and/or transmitted in whole or in part by any manner of electronic, mechanical, photocopying, recording, broadcasting or otherwise now known or herein after developed without the previous express consent by the copyright owner, except for reproduction in daily press and regular printed publications on sale to the public within 60 days of the event related to those data/results and always provided that copyright symbol appears together as follows below.

© DORNA WSBK ORGANIZATION Srl 2021



Pirelli Indonesian Round, 19-21 November 2021

Results Tissot Superpole

Pertamina Mandalika Circuit 4.300 m

2 / 2

### Session Highlights

Local Time	No. Rider	Description
10.25.00		Start
10.29.11	66 N. TUULI	Current Lap Cancelled - Exceeded Track Limits - Turn 9
10.46.53		End Of Session

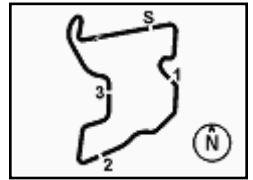
### Fastest Laps Sequence

No.	Rider	Nat	Team	Bike	Local Time	Time	Gap	Avg
4	S. ODENDAAL	RSA	Evan Bros. WorldSSP Yamaha Team	Yamaha YZF R6	10:28'22.598	<b>1'37.910</b>		158,104
40	U. ORRADRE	ESP	Yamaha MS Racing	Yamaha YZF R6	10:28'24.928	<b>1'37.874</b>	-0.036	158,163
94	F. CARICASULO	ITA	VFT Racing	Yamaha YZF R6	10:29'14.917	<b>1'37.352</b>	-0.522	159,011
3	R. DE ROSA	ITA	Orelac Racing VerdNatura	Kawasaki ZX-6R	10:29'15.387	<b>1'37.170</b>	-0.182	159,308
61	C. ONCU	TUR	Kawasaki Puccetti Racing	Kawasaki ZX-6R	10:30'54.887	<b>1'37.117</b>	-0.053	159,395
77	D. AEGERTER	SUI	Ten Kate Racing Yamaha	Yamaha YZF R6	10:31'20.323	<b>1'36.686</b>	-0.431	160,106
21	R. KRUMMENACHER	SUI	CM Racing	Yamaha YZF R6	10:41'14.856	<b>1'36.650</b>	-0.036	160,166
3	R. DE ROSA	ITA	Orelac Racing VerdNatura	Kawasaki ZX-6R	10:42'59.751	<b>1'36.622</b>	-0.028	160,212
77	D. AEGERTER	SUI	Ten Kate Racing Yamaha	Yamaha YZF R6	10:43'08.954	<b>1'36.288</b>	-0.334	160,768

20/11/2021      Start      End      The results are provisional until the end of the time limit for protests and appeals and the completion of the technical checks.

These data/results cannot be reproduced, stored and/or transmitted in whole or in part by any manner of electronic, mechanical, photocopying, recording, broadcasting or otherwise now known or herein after developed without the previous express consent by the copyright owner, except for reproduction in daily press and regular printed publications on sale to the public within 60 days of the event related to those data/results and always provided that copyright symbol appears together as follows below.

© DORNA WSBK ORGANIZATION Srl 2021



**Pirelli Indonesian Round, 19-21 November 2021**  
**Starting Grid - Race 1 (19 Laps x 4,300 km = 81,700 km)**

Pertamina Mandalika Circuit 4.300 m

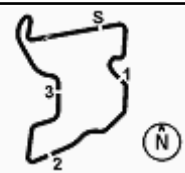
1	1	<b>77</b> AEGERTER D. Yamaha 1'36.288	2	<b>81</b> GONZALEZ M. Yamaha 1'36.511	3	<b>94</b> CARICASULO F. Yamaha 1'36.550
2	4	<b>3</b> DE ROSA R. Kawasaki 1'36.622	5	<b>21</b> KRUMMENACHER R. Yamaha 1'36.650	6	<b>66</b> TUULI N. MV Agusta 1'36.711
3	7	<b>5</b> OETTL P. Kawasaki 1'36.812	8	<b>61</b> ONCU C. Kawasaki 1'36.921	9	<b>4</b> ODENDAAL S. Yamaha 1'36.928
4	10	<b>56</b> SEBESTYEN P. Yamaha 1'37.120	11	<b>40</b> ORRADRE U. Yamaha 1'37.142	12	<b>38</b> SOOMER H. Yamaha 1'37.214
5	13	<b>16</b> CLUZEL J. Yamaha 1'37.315	14	<b>71</b> BERGMAN C. Yamaha 1'37.917	15	<b>74</b> GONZALEZ A. Yamaha 1'37.935
6	16	<b>31</b> VALLE D. Yamaha 1'38.171	17	<b>55</b> HENDRA PRATAMA G Yamaha 1'38.212	18	<b>95</b> TAKALA V. Yamaha 1'38.221
7	19	<b>28</b> VAN STRAALLEN G. Yamaha 1'38.573	20	<b>64</b> BUIS J. Kawasaki 1'39.475		

N.53 (Debise V.) will not take part in the race. Declared unfit after FP2

20/11/2021 The Race Director .....

These data/results cannot be reproduced, stored and/or transmitted in whole or in part by any manner of electronic, mechanical, photocopying, recording, broadcasting or otherwise now known or herein after developed without the previous express consent by the copyright owner, except for reproduction in daily press and regular printed publications on sale to the public within 60 days of the event related to those data/results and always provided that copyright symbol appears together as follows below. © DORNA WSBK ORGANIZATION Srl 2021




**Pirelli Indonesian Round, 19-21 November 2021**
**Best Sectors & Speed Tissot Superpole**

Pertamina Mandalika Circuit 4.300 m

BEST LAP		
1	77 D. AEGERTER	Yamaha YZF R6 1'36.288
2	81 M. GONZALEZ	Yamaha YZF R6 1'36.511
3	94 F. CARICASULO	Yamaha YZF R6 1'36.550
4	3 R. DE ROSA	Kawasaki ZX-6R 1'36.622
5	21 R. KRUMMENACHER	Yamaha YZF R6 1'36.650
6	66 N. TUULI	MV Agusta F3 675 1'36.711
7	5 P. OETTL	Kawasaki ZX-6R 1'36.812
8	61 C. ONCU	Kawasaki ZX-6R 1'36.921
9	4 S. ODENDAAL	Yamaha YZF R6 1'36.928
10	56 P. SEBESTYEN	Yamaha YZF R6 1'37.120
11	40 U. ORRADRE	Yamaha YZF R6 1'37.142
12	38 H. SOOMER	Yamaha YZF R6 1'37.214
13	16 J. CLUZEL	Yamaha YZF R6 1'37.315
14	71 C. BERGMAN	Yamaha YZF R6 1'37.917
15	74 A. GONZALEZ	Yamaha YZF R6 1'37.935
16	31 D. VALLE	Yamaha YZF R6 1'38.171
17	55 G. HENDRA PRATAMA	Yamaha YZF R6 1'38.212
18	95 V. TAKALA	Yamaha YZF R6 1'38.221
19	28 G. VAN STRAALEN	Yamaha YZF R6 1'38.573
20	64 J. BUIS	Kawasaki ZX-6R 1'39.475

SPEED		
1	74 A. GONZALEZ	Yamaha YZF R6 251,7
2	40 U. ORRADRE	Yamaha YZF R6 251,7
3	4 S. ODENDAAL	Yamaha YZF R6 251,2
4	77 D. AEGERTER	Yamaha YZF R6 251,2
5	81 M. GONZALEZ	Yamaha YZF R6 250,6
6	56 P. SEBESTYEN	Yamaha YZF R6 250,6
7	31 D. VALLE	Yamaha YZF R6 250,0
8	94 F. CARICASULO	Yamaha YZF R6 249,4
9	61 C. ONCU	Kawasaki ZX-6R 248,8
10	16 J. CLUZEL	Yamaha YZF R6 248,3
11	55 G. HENDRA PRATAMA	Yamaha YZF R6 248,3
12	5 P. OETTL	Kawasaki ZX-6R 248,3
13	38 H. SOOMER	Yamaha YZF R6 247,7
14	21 R. KRUMMENACHER	Yamaha YZF R6 246,6
15	3 R. DE ROSA	Kawasaki ZX-6R 245,5
16	28 G. VAN STRAALEN	Yamaha YZF R6 245,5
17	64 J. BUIS	Kawasaki ZX-6R 244,9
18	66 N. TUULI	MV Agusta F3 675 244,9
19	71 C. BERGMAN	Yamaha YZF R6 244,9
20	95 V. TAKALA	Yamaha YZF R6 244,3

SEG. 1		
1	81 M. GONZALEZ	27.444
2	77 D. AEGERTER	27.455
3	94 F. CARICASULO	27.456
4	4 S. ODENDAAL	27.500
5	66 N. TUULI	27.508
6	21 R. KRUMMENACHER	27.510
7	3 R. DE ROSA	27.517
8	16 J. CLUZEL	27.547
9	40 U. ORRADRE	27.585
10	56 P. SEBESTYEN	27.643
11	5 P. OETTL	27.673
12	61 C. ONCU	27.701
13	38 H. SOOMER	27.706
14	55 G. HENDRA PRATAMA	27.865
15	74 A. GONZALEZ	27.950
16	31 D. VALLE	27.951
17	71 C. BERGMAN	28.004
18	95 V. TAKALA	28.030
19	28 G. VAN STRAALEN	28.073
20	64 J. BUIS	28.161

SEG. 2		
1	5 P. OETTL	19.588
2	81 M. GONZALEZ	19.654
3	21 R. KRUMMENACHER	19.665
4	3 R. DE ROSA	19.675
5	77 D. AEGERTER	19.690
6	38 H. SOOMER	19.768
7	56 P. SEBESTYEN	19.770
8	61 C. ONCU	19.776
9	71 C. BERGMAN	19.784
10	66 N. TUULI	19.798
11	94 F. CARICASULO	19.841
12	4 S. ODENDAAL	19.858
13	16 J. CLUZEL	19.901
14	55 G. HENDRA PRATAMA	19.958
15	95 V. TAKALA	19.984
16	40 U. ORRADRE	20.020
17	31 D. VALLE	20.048
18	28 G. VAN STRAALEN	20.059
19	74 A. GONZALEZ	20.133
20	64 J. BUIS	20.360

SEG. 3		
1	94 F. CARICASULO	19.638
2	61 C. ONCU	19.639
3	81 M. GONZALEZ	19.644
4	3 R. DE ROSA	19.644
5	77 D. AEGERTER	19.670
6	21 R. KRUMMENACHER	19.712
7	40 U. ORRADRE	19.730
8	66 N. TUULI	19.732
9	74 A. GONZALEZ	19.735
10	5 P. OETTL	19.739
11	38 H. SOOMER	19.786
12	4 S. ODENDAAL	19.799
13	56 P. SEBESTYEN	19.844
14	71 C. BERGMAN	19.880
15	16 J. CLUZEL	19.881
16	31 D. VALLE	19.944
17	28 G. VAN STRAALEN	19.967
18	55 G. HENDRA PRATAMA	19.983
19	95 V. TAKALA	20.040
20	64 J. BUIS	20.267

SEG. 4		
1	77 D. AEGERTER	29.339
2	21 R. KRUMMENACHER	29.527
3	66 N. TUULI	29.546
4	81 M. GONZALEZ	29.571
5	4 S. ODENDAAL	29.605
6	94 F. CARICASULO	29.615
7	61 C. ONCU	29.663
8	3 R. DE ROSA	29.718
9	38 H. SOOMER	29.719
10	40 U. ORRADRE	29.756
11	5 P. OETTL	29.758
12	56 P. SEBESTYEN	29.800
13	16 J. CLUZEL	29.838
14	95 V. TAKALA	29.861
15	74 A. GONZALEZ	29.966
16	28 G. VAN STRAALEN	29.975
17	31 D. VALLE	30.121
18	71 C. BERGMAN	30.127
19	55 G. HENDRA PRATAMA	30.226
20	64 J. BUIS	30.324

20/11/2021

These data/results cannot be reproduced, stored and/or transmitted in whole or in part by any manner of electronic, mechanical, photocopying, recording, broadcasting or otherwise now known or herein after developed without the previous express consent by the copyright owner, except for reproduction in daily press and regular printed publications on sale to the public within 60 days of the event related to those data/results and always provided that copyright symbol appears together as follows below.

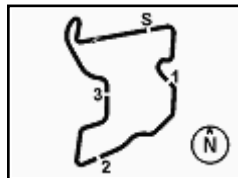
© DORNA WSBK ORGANIZATION Srl 2021

**FICR PERUGIA TIMING**


Official Tyre Supplier



Official Timekeeper



## Pirelli Indonesian Round, 19-21 November 2021

### Ideal Times Tissot Superpole

Pertamina Mandalika Circuit 4.300 m

No. Rider	Nat	Bike	Seg. 1	Seg. 2	Seg. 3	Seg. 4	Ideal Time			
			Diff. 1	Diff. 2	Diff. 3	Diff. 4	Best Lap	Pos.	Diff.	
1	77 D. AEGERTER	SUI	Yamaha YZF R6	27.455 +0.101	19.690	19.670 +0.033	<b>29.339</b>	<b>1'36.154</b> 1'36.288	1	0.134
2	81 M. GONZALEZ	ESP	Yamaha YZF R6	<b>27.444</b>	19.654 +0.128	19.644 +0.033	29.571 +0.037	<b>1'36.313</b> 1'36.511	2	0.198
3	21 R. KRUMMENACHER	SUI	Yamaha YZF R6	27.510 +0.201	19.665 +0.035	19.712	29.527	<b>1'36.414</b> 1'36.650	5	0.236
4	94 F. CARICASULO	ITA	Yamaha YZF R6	27.456	19.841	<b>19.638</b>	29.615	<b>1'36.550</b> 1'36.550	3	
5	3 R. DE ROSA	ITA	Kawasaki ZX-6R	27.517 +0.019	19.675	19.644	29.718 +0.049	<b>1'36.554</b> 1'36.622	4	0.068
6	66 N. TUULI	FIN	MV Agusta F3 675	27.508	19.798	19.732 +0.127	29.546	<b>1'36.584</b> 1'36.711	6	0.127
7	5 P. OETTL	GER	Kawasaki ZX-6R	27.673 +0.012	<b>19.588</b> +0.042	19.739	29.758	<b>1'36.758</b> 1'36.812	7	0.054
8	4 S. ODENDAAL	RSA	Yamaha YZF R6	27.500 +0.015	19.858	19.799 +0.030	29.605 +0.121	<b>1'36.762</b> 1'36.928	9	0.166
9	61 C. ONCU	TUR	Kawasaki ZX-6R	27.701	19.776 +0.044	19.639 +0.098	29.663	<b>1'36.779</b> 1'36.921	8	0.142
10	38 H. SOOMER	EST	Yamaha YZF R6	27.706	19.768	19.786 +0.064	29.719 +0.171	<b>1'36.979</b> 1'37.214	12	0.235
11	56 P. SEBESTYEN	HUN	Yamaha YZF R6	27.643	19.770	19.844 +0.063	29.800	<b>1'37.057</b> 1'37.120	10	0.063
12	40 U. ORRADRE	ESP	Yamaha YZF R6	27.585	20.020	19.730 +0.051	29.756	<b>1'37.091</b> 1'37.142	11	0.051
13	16 J. CLUZEL	FRA	Yamaha YZF R6	27.547 +0.057	19.901 +0.011	19.881 +0.080	29.838	<b>1'37.167</b> 1'37.315	13	0.148
14	74 A. GONZALEZ	ARG	Yamaha YZF R6	27.950 +0.151	20.133	19.735	29.966	<b>1'37.784</b> 1'37.935	15	0.151
15	71 C. BERGMAN	SWE	Yamaha YZF R6	28.004	19.784 +0.107	19.880	30.127 +0.015	<b>1'37.795</b> 1'37.917	14	0.122
16	95 V. TAKALA	FIN	Yamaha YZF R6	28.030	19.984	20.040 +0.057	29.861 +0.249	<b>1'37.915</b> 1'38.221	18	0.306
17	55 G. HENDRA PRATAMA	INA	Yamaha YZF R6	27.865	19.958 +0.089	19.983 +0.091	30.226	<b>1'38.032</b> 1'38.212	17	0.180
18	31 D. VALLE	ESP	Yamaha YZF R6	27.951 +0.039	20.048 +0.068	19.944	30.121	<b>1'38.064</b> 1'38.171	16	0.107
19	28 G. VAN STRAALEN	NED	Yamaha YZF R6	28.073	20.059 +0.165	19.967 +0.025	29.975 +0.309	<b>1'38.074</b> 1'38.573	19	0.499
20	64 J. BUIS	NED	Kawasaki ZX-6R	28.161 +0.149	20.360 +0.214	20.267	30.324	<b>1'39.112</b> 1'39.475	20	0.363
<b>Overall Ideal Time</b>				27.444	19.588	19.638	29.339	<b>1'36.009</b>		

20/11/2021

These data/results cannot be reproduced, stored and/or transmitted in whole or in part by any manner of electronic, mechanical, photocopying, recording, broadcasting or otherwise now known or herein after developed without the previous express consent by the copyright owner, except for reproduction in daily press and regular printed publications on sale to the public within 60 days of the event related to those data/results and always provided that copyright symbol appears together as follows below.

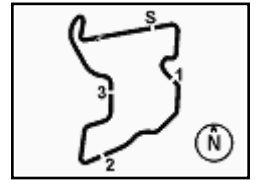
© DORNA WSBK ORGANIZATION Srl 2021

**FICR PERUGIA TIMING**


Official Tyre Supplier



Official Timekeeper



## Pirelli Indonesian Round, 19-21 November 2021

### Chronological Analysis Tissot Superpole

Pertamina Mandalika Circuit 4.300 m

1 / 3

1° 77 D. AEGERTER (1'36.288)							
Lap	Seg.1	Seg.2	Seg.3	Seg.4	Lap Time	km/h	Local Time
1		21.240	20.463	30.255			10:28'06.094
2	27.697	19.707	19.758	30.381	1'37.543	242,7	10:29'43.637
3	27.641	19.724	19.742	29.579	1'36.686	244,3	10:31'20.323
4	<b>27.455</b>	19.765	<b>19.670</b>	29.902	1'36.792	245,5	10:32'57.115
5	27.605	19.730	19.717	29.693	1'36.745	245,5	10:34'33.860
6	27.630	19.822	19.835	35.494	1'42.781P	244,9	10:36'16.641
7	4'05.725	20.432	20.193	29.675	5'16.025P		10:41'32.666
8	27.556	<b>19.690</b>	19.703	<b>29.339</b>	<b>1'36.288</b>	246,0	10:43'08.954
9	27.677	19.705	19.787	30.681	1'37.850	247,1	10:44'46.804
10	28.341	20.350	20.841	40.233	1'49.765	<b>251,2</b>	10:46'36.569

2° 81 M. GONZALEZ (1'36.511)							
Lap	Seg.1	Seg.2	Seg.3	Seg.4	Lap Time	km/h	Local Time
1		21.212	20.423	31.427			10:27'41.345
2	27.931	19.852	19.788	29.785	1'37.356	244,3	10:29'18.701
3	27.569	19.727	19.708	37.062	1'44.066	244,9	10:31'02.767
4	27.650	19.833	<b>19.644</b>	29.665	1'36.792	246,6	10:32'39.559
5	28.241	20.253	19.932	34.932	1'43.358P	<b>250,6</b>	10:34'22.917
6	6'04.202	20.447	20.064	30.111	7'14.824P		10:41'37.741
7	27.489	<b>19.654</b>	19.838	<b>29.571</b>	1'36.552	245,5	10:43'14.293
8	<b>27.444</b>	19.782	19.677	29.608	<b>1'36.511</b>	247,1	10:44'50.804
9	27.573	19.817	19.707	29.699	1'36.796	247,1	10:46'27.600

3° 94 F. CARICASULO (1'36.550)							
Lap	Seg.1	Seg.2	Seg.3	Seg.4	Lap Time	km/h	Local Time
1		20.819	21.064	37.947			10:27'37.565
2	27.685	19.898	19.694	30.075	1'37.352	247,7	10:29'14.917
3	32.314	20.045	19.717	30.329	1'42.405	244,9	10:30'57.322
4	27.508	19.985	19.690	29.757	1'36.940	247,1	10:32'34.262
5	28.360	20.393	25.960	36.097	1'50.810P	243,8	10:34'25.072
6	5'59.655	20.536	19.846	29.746	7'09.783P		10:41'34.855
7	<b>27.456</b>	<b>19.841</b>	<b>19.638</b>	<b>29.615</b>	<b>1'36.550</b>	247,1	10:43'11.405
8	30.709	20.411	19.714	29.818	1'40.652	247,1	10:44'52.057
9	27.468	19.930	19.650	29.659	1'36.707	<b>249,4</b>	10:46'28.764

4° 3 R. DE ROSA (1'36.622)							
Lap	Seg.1	Seg.2	Seg.3	Seg.4	Lap Time	km/h	Local Time
1		21.284	20.768	34.555			10:27'38.217
2	27.886	19.685	19.881	<b>29.718</b>	1'37.170	<b>245,5</b>	10:29'15.387
3	27.863	19.906	19.814	33.135	1'40.718	<b>245,5</b>	10:30'56.105
4	27.750	19.716	19.758	29.937	1'37.161	<b>245,5</b>	10:32'33.266
5	36.104	22.087	21.024	39.693	1'58.908P	243,8	10:34'32.174
6	4'00.445	20.739	20.355	30.764	5'12.303P		10:39'44.477
7	27.744	20.494	20.623	29.791	1'38.652	243,8	10:41'23.129
8	27.536	<b>19.675</b>	<b>19.644</b>	29.767	<b>1'36.622</b>	244,3	10:42'59.751
9	<b>27.517</b>	19.735	19.782	29.724	1'36.758	244,9	10:44'36.509
10	27.683	19.884	19.697	29.956	1'37.220	244,3	10:46'13.729

5° 21 R. KRUMMENACHER (1'36.650)							
Lap	Seg.1	Seg.2	Seg.3	Seg.4	Lap Time	km/h	Local Time
1		21.061	21.098	36.524			10:27'34.974
2	36.870	20.839	20.544	30.799	1'49.052	243,8	10:29'24.026
3	27.665	19.733	20.491	29.881	1'37.770	245,5	10:31'01.796
4	27.704	20.047	20.008	29.813	1'37.572	246,0	10:32'39.368
5	28.175	20.266	26.586	37.238	1'52.265P	<b>246,6</b>	10:34'31.633
6	3'55.093	21.099	20.217	30.164	5'06.573P		10:39'38.206
7	27.711	19.700	<b>19.712</b>	<b>29.527</b>	<b>1'36.650</b>	244,3	10:41'14.856
8	<b>27.510</b>	<b>19.665</b>	19.922	29.590	1'36.687	244,9	10:42'51.543
9	27.664	19.917	19.848	29.744	1'37.173	244,3	10:44'28.716
10	27.534	19.838	19.756	29.762	1'36.890	244,9	10:46'05.606

6° 66 N. TUULI (1'36.711)							
Lap	Seg.1	Seg.2	Seg.3	Seg.4	Lap Time	km/h	Local Time
1		20.777	21.111	36.525			10:27'36.681
2	27.844	20.194	19.830	34.716	1'42.584C	243,2	10:29'19.265
3	28.550	19.930	20.213	30.456	1'39.149	<b>244,9</b>	10:30'58.414
4	27.600	19.897	<b>19.732</b>	29.576	1'36.805	<b>244,9</b>	10:32'35.219
5	28.030	20.215	20.060	35.471	1'43.776P	<b>244,9</b>	10:34'18.995
6	3'27.761	21.028	20.671	29.973	4'39.433P		10:38'58.428
7	27.661	20.002	19.737	32.274	1'39.674	243,2	10:40'38.102
8	27.596	19.884	19.792	29.806	1'37.078	242,7	10:42'15.180
9	30.054	19.865	20.515	30.021	1'40.455	243,2	10:43'55.635
10	<b>27.508</b>	<b>19.798</b>	19.859	<b>29.546</b>	<b>1'36.711</b>	242,7	10:45'32.346

7° 5 P. OETTL (1'36.812)							
Lap	Seg.1	Seg.2	Seg.3	Seg.4	Lap Time	km/h	Local Time
1		20.571	20.710	38.147			10:27'38.522
2	27.828	19.849	19.851	30.252	1'37.780	<b>248,3</b>	10:29'16.302
3	<b>27.673</b>	19.798	19.915	30.026	1'37.412	246,0	10:30'53.714
4	32.667	19.981	20.008	30.091	1'42.747	244,3	10:32'36.461
5	33.473	21.821	20.955	36.075	1'52.324P	247,7	10:34'28.785
6	5'41.343	23.102	21.567	30.291	6'56.303P		10:41'25.088
7	27.685	19.630	<b>19.739</b>	<b>29.758</b>	<b>1'36.812</b>	246,6	10:43'01.900
8	27.676	<b>19.588</b>	20.084	29.928	1'37.276	246,6	10:44'39.176
9	36.621	21.564	22.543	33.256	1'53.984	247,7	10:46'33.160

8° 61 C. ONCU (1'36.921)							
Lap	Seg.1	Seg.2	Seg.3	Seg.4	Lap Time	km/h	Local Time
1		20.759	20.577	36.441			10:27'36.377
2	30.991	20.046	19.664	30.692	1'41.393	243,8	10:29'17.770
3	27.796	19.783	<b>19.639</b>	29.899	1'37.117	245,5	10:30'54.887
4	27.837	20.021	20.147	34.431	1'42.436	244,9	10:32'37.323
5	27.816	<b>19.776</b>	20.078	36.667	1'44.337P	247,1	10:34'21.660
6	5'47.672	24.933	20.813	30.680	7'04.098P		10:41'25.758
7	<b>27.701</b>	19.820	19.737	<b>29.663</b>	<b>1'36.921</b>	244,3	10:43'02.679
8	27.755	19.876	19.706	29.697	1'37.034	246,0	10:44'39.713
9	27.846	19.857	20.693	31.086	1'39.482	<b>248,8</b>	10:46'19.195

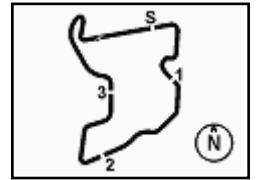
9° 4 S. ODENDAAL (1'36.928)							
Lap	Seg.1	Seg.2	Seg.3	Seg.4	Lap Time	km/h	Local Time
1		21.242	20.544	30.442			10:26'44.688
2	27.867	20.353	19.817	29.873	1'37.910	247,1	10:28'22.598
3	27.831	20.032	19.802	29.914	1'37.579	248,3	10:30'00.177
4	27.896	20.311	22.989	30.434	1'41.630	247,7	10:31'41.807
5	27.712	20.122	19.855	29.776	1'37.465	250,0	10:33'19.272
6	30.071	20.084	20.454	35.322	1'45.931P	247,7	10:35'05.203
7	3'28.752	20.378	20.074	30.568	4'39.772P		10:39'44.975
8	27.670	20.437	20.969	29.992	1'39.068	249,4	10:41'24.043
9	27.515	<b>19.858</b>	19.829	29.726	<b>1'36.928</b>	250,6	10:43'00.971
10	<b>27.500</b>	20.004	19.836	29.918	1'37.258	<b>251,2</b>	10:44'38.229
11	27.504	20.069	<b>19.799</b>	<b>29.605</b>	1'36.977	250,0	10:46'15.206

10° 56 P. SEBESTYEN (1'37.120)							
Lap	Seg.1	Seg.2	Seg.3	Seg.4	Lap Time	km/h	Local Time
1		21.384	20.359	31.770			10:26'46.217
2	27.955	20.194	19.963	30.200	1'38.312	246,0	10:28'24.529
3	27.773	20.095	20.079	30.140	1'38.087	244,9	10:30'02.616
4	27.741	20.087	20.007	30.242	1'38.077	246,0	10:31'40.693
5	27.748	20.087	22.647	38.907	1'49.389P	246,0	10:33'30.082
6	5'04.032	20.397	20.090	30.784	6'15.303P		10:39'45.385
7	27.729	20.163	20.964	30.250	1'39.106	248,3	10:41'24.491
8	<b>27.643</b>	<b>19.770</b>	19.907	<b>29.800</b>	<b>1'37.120</b>	249,4	10:43'01.611

20/11/2021 P = Pits In/Out - C = Lap Time Cancelled

These data/results cannot be reproduced, stored and/or transmitted in whole or in part by any manner of electronic, mechanical, photocopying, recording, broadcasting or otherwise now known or herein after developed without the previous express consent by the copyright owner, except for reproduction in daily press and regular printed publications on sale to the public within 60 days of the event related to those data/results and always provided that copyright symbol appears together as follows below.

© DORNA WSBK ORGANIZATION Srl 2021



## Pirelli Indonesian Round, 19-21 November 2021

### Chronological Analysis Tissot Superpole

Pertamina Mandalika Circuit 4.300 m

2 / 3

9	27.648	20.064	20.205	30.014	1'37.931	249,4	10:44'39.542
10	27.690	19.858	<b>19.844</b>	30.325	1'37.717	<b>250,6</b>	10:46'17.259

3	28.042	20.643	19.906	30.445	1'39.036	243,8	10:30'16.895
4	29.615	21.010	20.390	30.769	1'41.784	244,9	10:31'58.679
5	28.113	20.473	19.889	30.500	1'38.975	244,9	10:33'37.654
6	30.911	22.170	20.808	37.267	1'51.156P	244,3	10:35'28.810
7	4'42.798	21.443	21.912	31.284	5'57.437P		10:41'26.247
8	28.101	<b>20.133</b>	<b>19.735</b>	<b>29.966</b>	<b>1'37.935</b>	<b>251,7</b>	10:43'04.182
9	29.737	20.681	20.607	31.384	1'42.409	248,3	10:44'46.591
10	<b>27.950</b>	20.399	19.867	30.316	1'38.532	246,6	10:46'25.123

11° 40 U. ORRADRE (1'37.142)							
Lap	Seg.1	Seg.2	Seg.3	Seg.4	Lap Time	km/h	Local Time
1		21.164	20.859	31.684			10:26'47.054
2	27.905	20.183	19.788	29.998	1'37.874	248,8	10:28'24.928
3	27.664	20.033	20.015	31.963	1'39.675	247,1	10:30'04.603
4	28.117	20.242	19.891	30.323	1'38.573	251,2	10:31'43.176
5	27.686	20.070	19.857	29.861	1'37.474	<b>251,7</b>	10:33'20.650
6	28.249	20.363	22.312	36.370	1'47.294P	246,6	10:35'07.944
7	5'02.720	24.085	20.727	30.667	6'18.199P		10:41'26.143
8	27.806	20.067	<b>19.730</b>	30.036	1'37.639	248,3	10:43'03.782
9	<b>27.585</b>	<b>20.020</b>	19.781	<b>29.756</b>	<b>1'37.142</b>	248,3	10:44'40.924
10			23.884	32.832	1'53.356	248,3	10:46'34.280

16° 31 D. VALLE (1'38.171)							
Lap	Seg.1	Seg.2	Seg.3	Seg.4	Lap Time	km/h	Local Time
1		26.460	21.175	31.369			10:27'07.134
2	28.045	20.520	20.186	30.405	1'39.156	243,8	10:28'46.290
3	30.454	20.509	20.760	30.354	1'42.077	242,7	10:30'28.367
4	27.981	20.443	20.011	30.218	1'38.653	244,3	10:32'07.020
5	29.086	21.846	22.369	35.713	1'49.014P	244,9	10:33'56.034
6	6'15.118	24.270	21.125	30.554	7'31.067P		10:41'27.101
7	27.990	20.116	<b>19.944</b>	<b>30.121</b>	<b>1'38.171</b>	247,7	10:43'05.272
8	28.057	20.585	23.134	35.349	1'47.125	<b>250,0</b>	10:44'52.397
9	<b>27.951</b>	<b>20.048</b>	20.014	30.252	1'38.265	246,6	10:46'30.662

12° 38 H. SOOMER (1'37.214)							
Lap	Seg.1	Seg.2	Seg.3	Seg.4	Lap Time	km/h	Local Time
1		20.726	20.440	31.300			10:26'49.459
2	28.108	20.068	20.014	30.694	1'38.884	245,5	10:28'28.343
3	28.025	20.006	19.907	30.218	1'38.156	247,1	10:30'06.499
4	27.888	19.847	19.976	29.794	1'37.505	246,0	10:31'44.004
5	27.974	20.615	20.175	36.769	1'45.533P	<b>247,7</b>	10:33'29.537
6	3'16.945	20.677	20.346	30.028	4'27.996P		10:37'57.533
7	28.087	20.247	<b>19.786</b>	30.056	1'38.176	244,9	10:39'35.709
8	<b>27.706</b>	<b>19.768</b>	19.850	29.890	<b>1'37.214</b>	246,0	10:41'12.923
9	31.701	20.188	19.984	30.019	1'41.892	245,5	10:42'54.815
10	27.834	20.019	19.800	<b>29.719</b>	1'37.372	245,5	10:44'32.187
11	28.147	20.331	20.233	30.325	1'39.036	247,1	10:46'11.223

17° 55 G. HENDRA PRATAMA (1'38.212)							
Lap	Seg.1	Seg.2	Seg.3	Seg.4	Lap Time	km/h	Local Time
1		20.840	32.967	31.876			10:27'07.932
2	28.297	20.287	20.278	30.567	1'39.429	243,8	10:28'47.361
3	28.360	20.386	20.094	30.494	1'39.334	244,9	10:30'26.695
4	28.140	20.422	20.119	30.399	1'39.080	243,8	10:32'05.775
5	31.727	21.002	20.550	36.221	1'49.500P	243,8	10:33'55.275
6	4'35.010	20.594	20.474	34.460	5'50.538P		10:39'45.813
7	28.175	21.543	20.560	30.709	1'40.987	245,5	10:41'26.800
8	28.012	<b>19.958</b>	<b>19.983</b>	30.319	1'38.272	247,1	10:43'05.072
9	<b>27.865</b>	20.047	20.074	<b>30.226</b>	<b>1'38.212</b>	<b>248,3</b>	10:44'43.284
10	27.968	20.095	20.039	30.279	1'38.381	246,6	10:46'21.665

13° 16 J. CLUZEL (1'37.315)							
Lap	Seg.1	Seg.2	Seg.3	Seg.4	Lap Time	km/h	Local Time
1		21.330	20.480	31.064			10:27'49.774
2	28.177	20.315	20.242	30.756	1'39.490	246,0	10:29'29.264
3	27.749	19.961	19.976	29.945	1'37.631	247,7	10:31'06.895
4	27.753	20.013	20.277	31.171	1'39.214	<b>248,3</b>	10:32'46.109
5	27.692	19.925	19.938	30.021	1'37.576	247,7	10:34'23.685
6	27.774	22.531	21.209	30.085	1'41.599	246,6	10:36'05.284
7	27.604	19.912	19.961	<b>29.838</b>	<b>1'37.315</b>	247,1	10:37'42.599
8	27.629	20.074	19.959	35.575	1'43.237P	247,1	10:39'25.836
9	1'34.914	21.496	21.345	33.536	2'51.291P		10:42'17.127
10	27.689	20.009	23.330	30.439	1'41.467	247,7	10:43'58.594
11	<b>27.547</b>	<b>19.901</b>	<b>19.881</b>	30.176	1'37.505	<b>248,3</b>	10:45'36.099

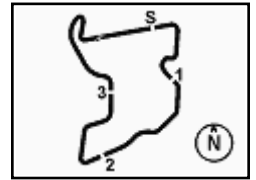
18° 95 V. TAKALA (1'38.221)							
Lap	Seg.1	Seg.2	Seg.3	Seg.4	Lap Time	km/h	Local Time
1		22.164	20.815	31.107			10:27'05.390
2	28.594	20.464	20.366	30.416	1'39.840	242,7	10:28'45.230
3	28.360	20.268	<b>20.040</b>	30.260	1'38.928	243,8	10:30'24.158
4	32.611	21.946	20.250	36.696	1'51.503P	<b>244,3</b>	10:32'15.661
5	4'22.454	20.561	20.105	30.308	5'33.428P		10:37'49.089
6	28.257	20.650	20.119	30.161	1'39.187	243,8	10:39'28.276
7	<b>28.030</b>	<b>19.984</b>	20.097	30.110	<b>1'38.221</b>	<b>244,3</b>	10:41'06.497
8	28.129	20.297	20.165	30.200	1'38.791	243,8	10:42'45.288
9	28.262	20.175	20.093	30.099	1'38.629	243,8	10:44'23.917
10	28.096	20.110	20.186	<b>29.861</b>	1'38.253	<b>244,3</b>	10:46'02.170

14° 71 C. BERGMAN (1'37.917)							
Lap	Seg.1	Seg.2	Seg.3	Seg.4	Lap Time	km/h	Local Time
1		21.024	20.934	31.096			10:26'46.885
2	28.483	19.962	20.023	30.510	1'38.978	242,2	10:28'25.863
3	28.070	<b>19.784</b>	19.947	30.663	1'38.464	242,2	10:30'04.327
4	28.214	19.925	20.160	30.360	1'38.659	241,6	10:31'42.986
5	29.854	20.390	23.385	37.070	1'50.699P	243,8	10:33'33.685
6	3'26.579	20.941	20.620	31.041	4'39.181P		10:38'12.866
7	28.083	19.995	19.935	<b>30.127</b>	1'38.140	242,2	10:39'51.006
8	<b>28.004</b>	19.891	<b>19.880</b>	30.142	<b>1'37.917</b>	243,2	10:41'28.923
9	29.827	30.199	20.797	30.878	1'51.701	<b>244,9</b>	10:43'20.624
10	28.008	20.094	20.137	30.161	1'38.400	243,8	10:44'59.024
11	29.059	20.791	21.087	38.084	1'49.021P	240,0	10:46'48.045

19° 28 G. VAN STRAALLEN (1'38.573)							
Lap	Seg.1	Seg.2	Seg.3	Seg.4	Lap Time	km/h	Local Time
1		20.956	20.332	31.341			10:26'47.285
2	28.283	20.284	20.192	30.125	1'38.884	244,9	10:28'26.169
3	29.075	20.331	20.235	30.974	1'40.615	244,9	10:30'06.784
4	28.235	<b>20.059</b>	20.535	30.175	1'39.004	<b>245,5</b>	10:31'45.788
5	28.593	20.297	20.880	35.667	1'45.437P	244,3	10:33'31.225
6	4'55.766	21.083	20.304	30.182	6'07.335P		10:39'38.560
7	28.157	20.434	20.019	<b>29.975</b>	1'38.585	243,2	10:41'17.145
8	28.574	20.231	20.070	30.119	1'38.994	242,7	10:42'56.139
9	28.156	20.170	<b>19.967</b>	34.060	1'42.353	243,2	10:44'38.492
10	<b>28.073</b>	20.224	19.992	30.284	<b>1'38.573</b>	244,9	10:46'17.065

15° 74 A. GONZALEZ (1'37.935)							
Lap	Seg.1	Seg.2	Seg.3	Seg.4	Lap Time	km/h	Local Time
1		21.545	20.730	31.426			10:26'57.685
2	28.586	20.805	20.062	30.721	1'40.174	243,8	10:28'37.859

20° 64 J. BUIS (1'39.475)							
Lap	Seg.1	Seg.2	Seg.3	Seg.4	Lap Time	km/h	Local Time
1		20.956	20.332	31.341			10:26'47.285
2	28.283	20.284	20.192	30.125	1'38.884	244,9	10:28'26.169
3	29.075	20.331	20.235	30.974	1'40.615	244,9	10:30'06.784
4	28.235	<b>20.059</b>	20.535				



## Pirelli Indonesian Round, 19-21 November 2021

### Chronological Analysis Tissot Superpole

1		21.206	20.688	31.504			10:26'49.415
2	28.518	20.407	20.270	30.934	1'40.129	243,8	10:28'29.544
3	28.319	20.499	20.567	30.919	1'40.304	<b>244,9</b>	10:30'09.848
4	28.175	20.581	20.410	30.749	1'39.915	242,7	10:31'49.763
5	28.325	20.644	20.944	36.867	1'46.780P	243,8	10:33'36.543
6	5'24.250	21.099	20.823	31.549	6'37.721P		10:40'14.264
7	28.267	<b>20.360</b>	20.411	30.815	1'39.853	242,2	10:41'54.117
8	28.310	20.574	<b>20.267</b>	<b>30.324</b>	<b>1'39.475</b>	242,7	10:43'33.592
9	<b>28.161</b>	20.406	20.273	30.826	1'39.666	243,2	10:45'13.258

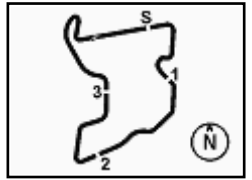
20/11/2021 P = Pits In/Out - C = Lap Time Cancelled

These data/results cannot be reproduced, stored and/or transmitted in whole or in part by any manner of electronic, mechanical, photocopying, recording, broadcasting or otherwise now known or herein after developed without the previous express consent by the copyright owner, except for reproduction in daily press and regular printed publications on sale to the public within 60 days of the event related to those data/results and always provided that copyright symbol appears together as follows below.

© DORNA WSBK ORGANIZATION Srl 2021





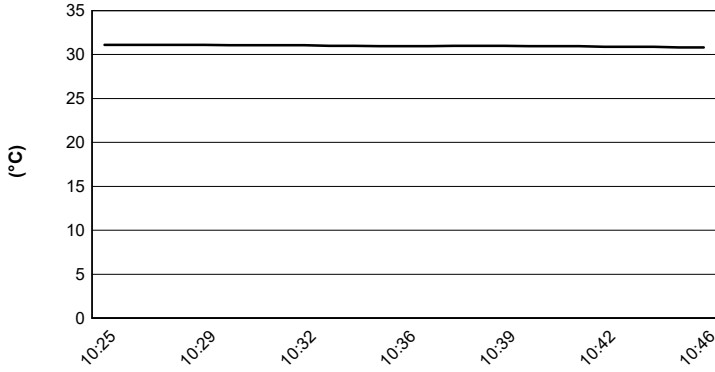


Pirelli Indonesian Round, 19-21 November 2021

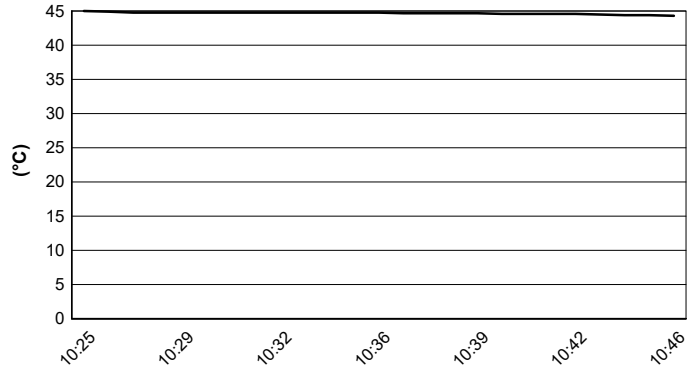
Weather Report Tissot Superpole

Session started 10:25 - Session ended 10:46

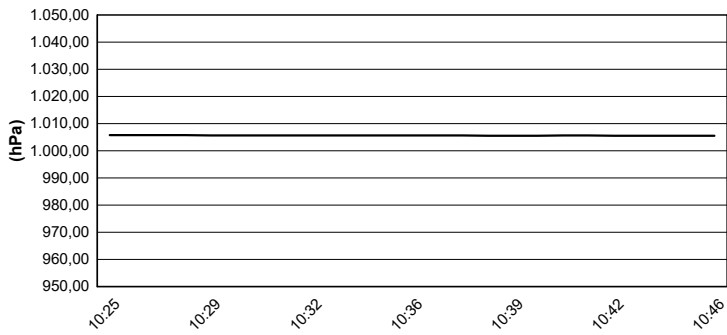
### Air Temperature



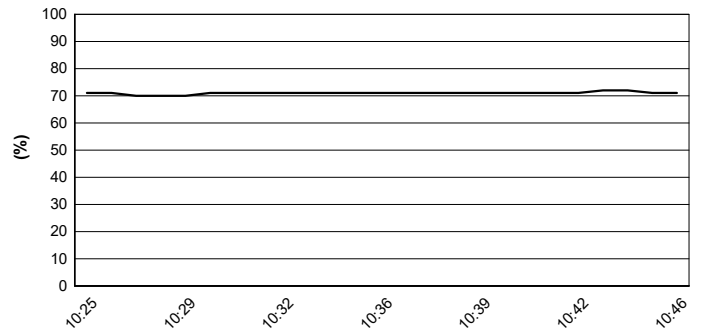
### Track Temperature



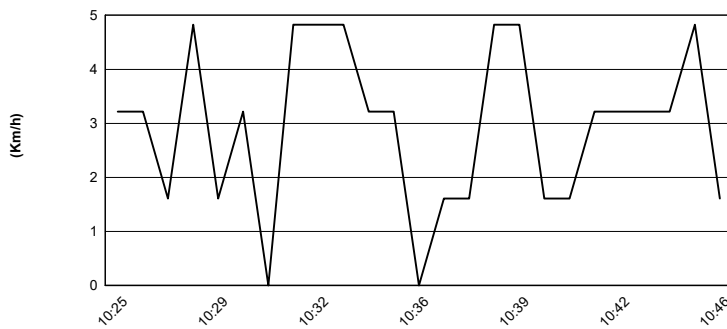
### Air Pressure



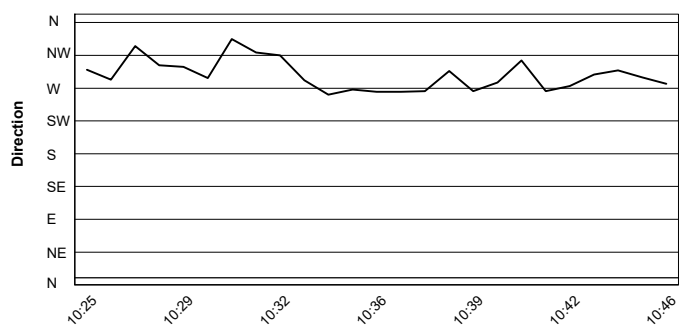
### Humidity



### Wind Speed



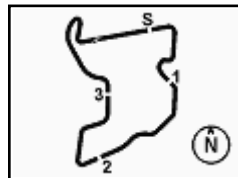
### Wind Direction



20/11/2021

These data/results cannot be reproduced, stored and/or transmitted in whole or in part by any manner of electronic, mechanical, photocopying, recording, broadcasting or otherwise now known or herein after developed without the previous express consent by the copyright owner, except for reproduction in daily press and regular printed publications on sale to the public within 60 days of the event related to those data/results and always provided that copyright symbol appears together as follows below.

© DORNA WSBK ORGANIZATION Srl 2021



## Pirelli Indonesian Round, 19-21 November 2021

### Superpole Ranking

Pertamina Mandalika Circuit 4.300 m

	2018	2019	2020	2021
<b>01 Aragon</b>	Cortese (Ger) Yam 1'53.567 (160,9 Km/h)	Gradinger (Aut) Yam 1'53.972 (160,4 Km/h)	Locatelli (Ita) Yam 1'53.003 (161,7 Km/h)	Cluzel (Fra) Yam 1'52.937 (161,8 Km/h)
<b>02 Estoril</b>			Locatelli (Ita) Yam 1'39.520 (151,3 Km/h)	Caricasulo (Ita) Yam 1'39.973 (150,6 Km/h)
<b>03 Misano</b>	Caricasulo (Ita) Yam 1'37.694 (149,6 Km/h)	Mahias (Fra) Kaw 1'38.909 (147,8 Km/h)		Aegerter (Sui) Yam 1'37.726 (149,6 Km/h)
<b>04 Assen</b>	Cortese (Ger) Yam 1'37.799 (167,2 Km/h)	Krummenacher (Sui) Yam 1'38.010 (166,8 Km/h)		Aegerter (Sui) Yam 1'37.222 (168,2 Km/h)
<b>05 Most</b>				Gonzalez (Esp) Yam 1'35.213 (159,3 Km/h)
<b>06 Navarra</b>				Aegerter (Sui) Yam 1'39.924 (141,7 Km/h)
<b>07 Magny-Cours</b>	Caricasulo (Ita) Yam 1'40.416 (158,1 Km/h)	Smith (Gbr) Kaw 1'56.287 (136,6 Km/h)	Smith (Gbr) Yam 1'49.318 (145,3 Km/h)	Bernardi (Smr) Yam 1'40.330 (158,3 Km/h)
<b>08 Barcelona</b>			Locatelli (Ita) Yam 1'44.958 (158,7 Km/h)	Gonzalez (Esp) Yam 1'44.593 (159,3 Km/h)
<b>09 Jerez</b>		Krummenacher (Sui) Yam 1'41.775 (156,5 Km/h)	Locatelli (Ita) Yam 1'42.214 (155,8 Km/h)	Oetli (Ger) Kaw 1'41.798 (156,4 Km/h)
<b>10 Portimao</b>	Mahias (Fra) Yam 1'44.588 (158,1 Km/h)	Caricasulo (Ita) Yam 1'44.220 (158,6 Km/h)	Locatelli (Ita) Yam 1'44.627 (158,0 Km/h)	Cluzel (Fra) Yam 1'43.908 (159,1 Km/h)
<b>11 Villicum</b>	Mahias (Fra) Yam 1'43.026 (149,4 Km/h)	Perolari (Fra) Yam 1'45.993 (145,2 Km/h)		Cluzel (Fra) Yam 1'41.740 (151,3 Km/h)
<b>12 Mandalika</b>				Aegerter (Sui) Yam 1'36.288 (0,0 Km/h)

### 2021

- 4 D. Aegerter
- 3 J. Cluzel
- 2 M. Gonzalez
- 1 L. Bernardi
- 1 F. Caricasulo
- 1 P. Oetli

### ALL TIMES

- |                   |                   |                   |
|-------------------|-------------------|-------------------|
| 34 K. Sofuoglu    | 3 S. Cortese      | 1 M. Fabrizio     |
| 24 J. Cluzel      | 3 K. Curtain      | 1 T. Gradinger    |
| 22 S. Charpentier | 3 I. MacPherson   | 1 C. Jones        |
| 17 B. Parkes      | 3 A. Pitt         | 1 C. Kellner      |
| 15 K. Muggeridge  | 3 D. Salom        | 1 B. MacLeod      |
| 14 F. Foret       | 3 R. Xaus         | 1 F. Marino       |
| 14 S. Lowes       | 2 P. Bontempi     | 1 M. Meregalli    |
| 10 C. Crutchlow   | 2 M. Gonzalez     | 1 S. Morais       |
| 9 F. Caricasulo   | 2 V. Guareschi    | 1 P. Oetli        |
| 8 L. Mahias       | 2 M. Lagrive      | 1 C. Perolari     |
| 7 A. Locatelli    | 2 J. Lascorz      | 1 P. Riba         |
| 6 S. Chambon      | 2 M. Pirro        | 1 S. Sanna        |
| 6 E. Laverty      | 2 L. Scassa       | 1 L. Stapleford   |
| 5 P. Casoli       | 2 K. Smith        | 1 N. Tuuli        |
| 5 K. Fujiwara     | 2 J. Teuchert     | 1 J. Vd Goorbergh |
| 5 P. Jacobsen     | 2 M. van der Mark | 1 J. Whitham      |
| 5 C. Vermeulen    | 1 L. Bernardi     |                   |
| 4 D. Aegerter     | 1 K. Coghlan      |                   |
| 4 R. Krummenacher | 1 C. Davies       |                   |

20/11/2021

These data/results cannot be reproduced, stored and/or transmitted in whole or in part by any manner of electronic, mechanical, photocopying, recording, broadcasting or otherwise now known or herein after developed without the previous express consent by the copyright owner, except for reproduction in daily press and regular printed publications on sale to the public within 60 days of the event related to those data/results and always provided that copyright symbol appears together as follows below.

© DORNA WSBK ORGANIZATION Srl 2021

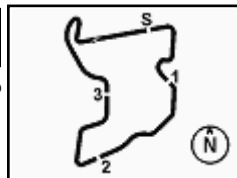
FICR PERUGIA TIMING



Official Tyre Supplier



Official Timekeeper



**Pirelli Indonesian Round, 19-21 November 2021**  
**Tissot Superpole Award**

Pertamina Mandalika Circuit 4.300 m

	Points	Points From First	Points From Previous	May 23	May 30	June 13	July 25	August 8	August 22	September 5	September 19	September 26	October 3	October 17	November 21				
				ARAGON	ESTORIL	MISANO	ASSEN	MOST	NAVARRA	MAGNY-COURS	BARCELONA	JEREZ	PORTIMAO	VILLICUM	MANDALIKA				
<b>1 AEGERTER</b> Dominique (SUI)	99			5	5	12	12	9	12	9		9	9	5	12				
<b>2 GONZALEZ</b> Manuel (ESP)	78	21				7	5	12	9	5	12	6	6	7	9				
<b>3 CLUZEL</b> Jules (FRA)	67	32	11	12	6	6	3	6	6	4			12	12					
<b>4 OETTL</b> Philipp (GER)	58	41	9	7	9	3	7	7	3	1	5	12	1		3				
<b>5 ODENDAAL</b> Steven (RSA)	56	43	2	6	7	4	9	3	7		4	3	3	9	1				
<b>6 TUULI</b> Niki (FIN)	44	55	12	9	3			2		7	7	4	7	1	4				
<b>7 CARICASULO</b> Federico (ITA)	40	59	4	4	12		1		4	2	1	7	2		7				
<b>8 BERNARDI</b> Luca (SMR)	32	67	8		1	9		5	5	12									
<b>9 DE ROSA</b> Raffaele (ITA)	27	72	5		4		2				6	2	4	3	6				
<b>10 KRUMMENACHER</b> Randy (SUI)	25	74	2			2	4				9	5			5				
<b>11 SOOMER</b> Hannes (EST)	17	82	8	2	2	5	6				2								
<b>12 ONCU</b> Can Alexander (TUR)	16	83	1			1		1				1	5	6	2				
<b>13 DEBISE</b> Valentin (FRA)	14	85	2					4		6				4					
<b>14 FULIGNI</b> Federico (ITA)	3	96	11								3								
<b>15 MANFREDI</b> Kevin (ITA)	3	96	0							3									
<b>16 ALCOBA</b> Marc (ESP)	3	96	0	3															
<b>17 SEBESTYEN</b> Peter (HUN)	2	97	1											2					
<b>18 JESPERSEN</b> Simon (DEN)	2	97	0						2										
<b>19 GOMEZ</b> Borja (ESP)	1	98	1						1										
<b>20 BERGMAN</b> Christoffer (SWE)	1	98	0	1															

20/11/2021 Odd points columns: Tissot Superpole Even points columns: Tissot Superpole Race

These data/results cannot be reproduced, stored and/or transmitted in whole or in part by any manner of electronic, mechanical, photocopying, recording, broadcasting or otherwise now known or herein after developed without the previous express consent by the copyright owner, except for reproduction in daily press and regular printed publications on sale to the public within 60 days of the event related to those data/results and always provided that copyright symbol appears together as follows below.

© DORNA WSBK ORGANIZATION Srl 2021

FKR PERUGIA TIMING



Official Tyre Supplier



Official Timekeeper