

Autodrom Most 4.212 m

1 / 2

Tissot Czech Round, 6-8 August 2021
Results Free Practice 3rd Session

No.	Rider	Nat	Team	Bike	Class	Time	Gap	Rel.	Laps	Speed	
										Avg	Max
1	45 S. REDDING	GBR	Aruba.it Racing - Ducati	Ducati Panigale V4 R		1'32.340			15	164,211	293,5
2	1 J. REA	GBR	Kawasaki Racing Team WorldSBK	Kawasaki ZX-10RR		1'32.393	0.053	0.053	15	164,116	289,5
3	55 A. LOCATELLI	ITA	Pata Yamaha with BRIXX WorldSBK	Yamaha YZF R1		1'32.550	0.210	0.157	16	163,838	292,7
4	54 T. RAZGATLIOGLU	TUR	Pata Yamaha with BRIXX WorldSBK	Yamaha YZF R1		1'32.641	0.301	0.091	14	163,677	292,7
5	31 G. GERLOFF	USA	GRT Yamaha WorldSBK Team	Yamaha YZF R1	IND	1'32.967	0.627	0.326	15	163,103	289,5
6	66 T. SYKES	GBR	BMW Motorrad WorldSBK Team	BMW M 1000 RR		1'33.133	0.793	0.166	13	162,812	289,5
7	17 M. FRITZ	GER	IXS-YART Yamaha	Yamaha YZF R1	IND	1'33.179	0.839	0.046	14	162,732	285,0
8	22 A. LOWES	GBR	Kawasaki Racing Team WorldSBK	Kawasaki ZX-10RR		1'33.399	1.059	0.220	16	162,349	291,1
9	98 K. HANIKA	CZE	IXS-YART Yamaha	Yamaha YZF R1	IND	1'33.404	1.064	0.005	13	162,340	285,7
10	21 M. RINALDI	ITA	Aruba.it Racing - Ducati	Ducati Panigale V4 R		1'33.461	1.121	0.057	12	162,241	291,9
11	91 L. HASLAM	GBR	Team HRC	Honda CBR1000 RR-R		1'33.515	1.175	0.054	13	162,147	291,9
12	19 A. BAUTISTA	ESP	Team HRC	Honda CBR1000 RR-R		1'33.541	1.201	0.026	12	162,102	295,9
13	47 A. BASSANI	ITA	Motocorsa Racing	Ducati Panigale V4 R	IND	1'33.594	1.254	0.053	14	162,010	292,7
14	60 M. VAN DER MARK	NED	BMW Motorrad WorldSBK Team	BMW M 1000 RR		1'33.820	1.480	0.226	15	161,620	288,8
15	7 C. DAVIES	GBR	Team GoEleven	Ducati Panigale V4 R	IND	1'34.006	1.666	0.186	13	161,300	291,9
16	3 K. NOZANE	JPN	GRT Yamaha WorldSBK Team	Yamaha YZF R1	IND	1'34.489	2.149	0.483	14	160,476	285,7
17	94 J. FOLGER	GER	Bonovo MGM Racing	BMW M 1000 RR	IND	1'34.602	2.262	0.113	2	160,284	288,8
18	52 A. DELBIANCO	ITA	MIE Racing Honda Racing	Honda CBR1000 RR-R	IND	1'34.725	2.385	0.123	14	160,076	285,7
19	53 T. RABAT	ESP	Barni Racing Team	Ducati Panigale V4 R	IND	1'34.770	2.430	0.045	15	160,000	291,1
20	23 C. PONSSON	FRA	Gil Motor Sport-Yamaha	Yamaha YZF R1	IND	1'35.061	2.721	0.291	16	159,510	285,0
21	32 I. VINALES	ESP	Orelac Racing VerdNatura	Kawasaki ZX-10RR	IND	1'35.148	2.808	0.087	13	159,364	283,5
22	84 L. CRESSON	BEL	OUTDO TPR Team Pedercini Racing	Kawasaki ZX-10RR	IND	1'36.140	3.800	0.992	14	157,720	282,7
23	14 J. URIBE	USA	OUTDO TPR Team Pedercini Racing	Kawasaki ZX-10RR	IND	1'36.392	4.052	0.252	14	157,308	276,9

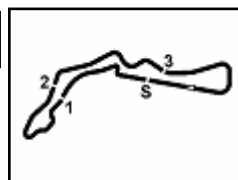
Qualifying Lap Time (107% of 1'32.340): 1'38.805

AIR	Humidity:	76%	Temp:	18°C
TRACK	Condition:	Dry	Temp:	24°C

Start	End	The results are provisional until the end of the time limit for protests and appeals and the completion of the technical checks.
07/08/2021 09:00	09:32	

These data/results cannot be reproduced, stored and/or transmitted in whole or in part by any manner of electronic, mechanical, photocopying, recording, broadcasting or otherwise now known or herein after developed without the previous express consent by the copyright owner, except for reproduction in daily press and regular printed publications on sale to the public within 60 days of the event related to those data/results and always provided that copyright symbol appears together as follows below.

© DORNA WSBK ORGANIZATION Srl 2021


Tissot Czech Round, 6-8 August 2021
Results Free Practice 3rd Session
Session Highlights

Local Time	No. Rider	Description
09.00.00		Start
09.00.31		WorldSBK Pit Intervention Time: 58sec
09.05.22	98 K. HANIKA	Current Lap Cancelled - Exceeded Track Limits - Turn 1
09.05.25	94 J. FOLGER	Current Lap Cancelled - Exceeded Track Limits - Turn 1
09.06.49	91 L. HASLAM	Current Lap Cancelled - Exceeded Track Limits - Turn 1
09.06.50	3 K. NOZANE	Current Lap Cancelled - Exceeded Track Limits - Turn 1
09.07.03	94 J. FOLGER	Crashed - Turn 20
09.07.22	14 J. URIBE	Current Lap Cancelled - Exceeded Track Limits - Turn 1
09.08.26	60 M. VAN DER MARK	Current Lap Cancelled - Exceeded Track Limits - Turn 1
09.08.28	32 I. VINALES	Current Lap Cancelled - Exceeded Track Limits - Turn 1
09.08.41	7 C. DAVIES	Current Lap Cancelled - Exceeded Track Limits - Turn 1
09.08.43	94 J. FOLGER	Bike will return at the end of the session
09.11.11	47 A. BASSANI	On the Gravel - Re-Joined - Turn 13
09.16.35	84 L. CRESSON	Current Lap Cancelled - Exceeded Track Limits - Turn 1
09.20.23	31 G. GERLOFF	Current Lap Cancelled - Exceeded Track Limits - Turn 1
09.22.44	91 L. HASLAM	Current Lap Cancelled - Exceeded Track Limits - Turn 1
09.22.53	7 C. DAVIES	Current Lap Cancelled - Exceeded Track Limits - Turn 1
09.23.38	60 M. VAN DER MARK	Current Lap Cancelled - Exceeded Track Limits - Turn 1
09.24.56	21 M. RINALDI	Current Lap Cancelled - Exceeded Track Limits - Turn 1
09.25.17	60 M. VAN DER MARK	Current Lap Cancelled - Exceeded Track Limits - Turn 1
09.27.06	32 I. VINALES	Current Lap Cancelled - Exceeded Track Limits - Turn 1
09.27.33	22 A. LOWES	Current Lap Cancelled - Exceeded Track Limits - Turn 1
09.28.14	31 G. GERLOFF	Current Lap Cancelled - Exceeded Track Limits - Turn 1
09.29.36	91 L. HASLAM	Current Lap Cancelled - Exceeded Track Limits - Turn 1
09.30.08	60 M. VAN DER MARK	Current Lap Cancelled - Exceeded Track Limits - Turn 1
09.32.01		End Of Session

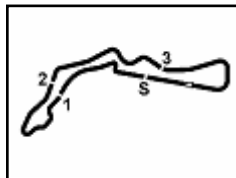
Fastest Laps Sequence

No.	Rider	Nat	Team	Bike	Local Time	Time	Gap	Avg
60	M. VAN DER MARK	NED	BMW Motorrad WorldSBK Team	BMW M 1000 RR	09:03'25.296	1'35.919		158,083
19	A. BAUTISTA	ESP	Team HRC	Honda CBR1000 RR-R	09:03'36.391	1'35.696	-0.223	158,452
54	T. RAZGATLIOGLU	TUR	Pata Yamaha with BRIXX WorldSBK	Yamaha YZF R1	09:03'37.026	1'35.289	-0.407	159,129
1	J. REA	GBR	Kawasaki Racing Team WorldSBK	Kawasaki ZX-10RR	09:03'53.142	1'34.894	-0.395	159,791
45	S. REDDING	GBR	Aruba.it Racing - Ducati	Ducati Panigale V4 R	09:05'04.943	1'34.881	-0.013	159,813
54	T. RAZGATLIOGLU	TUR	Pata Yamaha with BRIXX WorldSBK	Yamaha YZF R1	09:05'10.971	1'33.945	-0.936	161,405
22	A. LOWES	GBR	Kawasaki Racing Team WorldSBK	Kawasaki ZX-10RR	09:06'49.968	1'33.399	-0.546	162,349
45	S. REDDING	GBR	Aruba.it Racing - Ducati	Ducati Panigale V4 R	09:08'12.450	1'33.302	-0.097	162,517
45	S. REDDING	GBR	Aruba.it Racing - Ducati	Ducati Panigale V4 R	09:09'45.670	1'33.220	-0.082	162,660
45	S. REDDING	GBR	Aruba.it Racing - Ducati	Ducati Panigale V4 R	09:11'18.626	1'32.956	-0.264	163,122
45	S. REDDING	GBR	Aruba.it Racing - Ducati	Ducati Panigale V4 R	09:12'51.407	1'32.781	-0.175	163,430
54	T. RAZGATLIOGLU	TUR	Pata Yamaha with BRIXX WorldSBK	Yamaha YZF R1	09:25'34.785	1'32.641	-0.140	163,677
1	J. REA	GBR	Kawasaki Racing Team WorldSBK	Kawasaki ZX-10RR	09:27'08.922	1'32.393	-0.248	164,116
45	S. REDDING	GBR	Aruba.it Racing - Ducati	Ducati Panigale V4 R	09:27'36.927	1'32.340	-0.053	164,211

Start 07/08/2021 09:00 End 09:32 The results are provisional until the end of the time limit for protests and appeals and the completion of the technical checks.

These data/results cannot be reproduced, stored and/or transmitted in whole or in part by any manner of electronic, mechanical, photocopying, recording, broadcasting or otherwise now known or herein after developed without the previous express consent by the copyright owner, except for reproduction in daily press and regular printed publications on sale to the public within 60 days of the event related to those data/results and always provided that copyright symbol appears together as follows below.

© DORNA WSBK ORGANIZATION Srl 2021



Autodrom Most 4.212 m

Tissot Czech Round, 6-8 August 2021

Free Practices Combined Results

No.	Rider	Nat	Team	Bike	Class	FP1	FP2	FP3	Time	Gap	Rel.	Avg	LL
1	45 S. REDDING	GBR	Aruba.it Racing - Ducati	Ducati Panigale V4 R		1'33.663		1'32.340	1'32.340			164,211	35
2	1 J. REA	GBR	Kawasaki Racing Team WorldSBK	Kawasaki ZX-10RR		1'33.862		1'32.393	1'32.393	0.053	0.053	164,116	34
3	55 A. LOCATELLI	ITA	Pata Yamaha with BRIXX WorldSBK	Yamaha YZF R1		1'33.861	1'38.064	1'32.550	1'32.550	0.210	0.157	163,838	50
4	54 T. RAZGATLIOGLU	TUR	Pata Yamaha with BRIXX WorldSBK	Yamaha YZF R1		1'33.022	1'35.752	1'32.641	1'32.641	0.301	0.091	163,677	42
5	31 G. GERLOFF	USA	GRT Yamaha WorldSBK Team	Yamaha YZF R1	IND	1'34.155	1'35.301	1'32.967	1'32.967	0.627	0.326	163,103	36
6	66 T. SYKES	GBR	BMW Motorrad WorldSBK Team	BMW M 1000 RR		1'34.006		1'33.133	1'33.133	0.793	0.166	162,812	32
7	17 M. FRITZ	GER	IXS-YART Yamaha	Yamaha YZF R1	IND	1'33.809	1'37.794	1'33.179	1'33.179	0.839	0.046	162,732	41
8	22 A. LOWES	GBR	Kawasaki Racing Team WorldSBK	Kawasaki ZX-10RR		1'33.622		1'33.399	1'33.399	1.059	0.220	162,349	35
9	98 K. HANIKA	CZE	IXS-YART Yamaha	Yamaha YZF R1	IND	1'34.142	1'38.105	1'33.404	1'33.404	1.064	0.005	162,340	41
10	21 M. RINALDI	ITA	Aruba.it Racing - Ducati	Ducati Panigale V4 R		1'34.528		1'33.461	1'33.461	1.121	0.057	162,241	30
11	91 L. HASLAM	GBR	Team HRC	Honda CBR1000 RR-R		1'34.548	1'40.649	1'33.515	1'33.515	1.175	0.054	162,147	43
12	19 A. BAUTISTA	ESP	Team HRC	Honda CBR1000 RR-R		1'34.085	1'37.321	1'33.541	1'33.541	1.201	0.026	162,102	40
13	47 A. BASSANI	ITA	Motocorsa Racing	Ducati Panigale V4 R	IND	1'34.278	1'35.941	1'33.594	1'33.594	1.254	0.053	162,010	41
14	60 M. VAN DER MARK	NED	BMW Motorrad WorldSBK Team	BMW M 1000 RR		1'34.267	1'39.053	1'33.820	1'33.820	1.480	0.226	161,620	35
15	7 C. DAVIES	GBR	Team GoEleven	Ducati Panigale V4 R	IND	1'35.385		1'34.006	1'34.006	1.666	0.186	161,300	33
16	3 K. NOZANE	JPN	GRT Yamaha WorldSBK Team	Yamaha YZF R1	IND	1'35.408	1'52.427	1'34.489	1'34.489	2.149	0.483	160,476	40
17	94 J. FOLGER	GER	Bonovo MGM Racing	BMW M 1000 RR	IND	1'34.615	1'53.835	1'34.602	1'34.602	2.262	0.113	160,284	26
18	52 A. DELBIANCO	ITA	MIE Racing Honda Racing	Honda CBR1000 RR-R	IND	1'36.077	1'49.652	1'34.725	1'34.725	2.385	0.123	160,076	43
19	53 T. RABAT	ESP	Barni Racing Team	Ducati Panigale V4 R	IND	1'35.267	1'47.110	1'34.770	1'34.770	2.430	0.045	160,000	40
20	23 C. PONSSON	FRA	Gil Motor Sport-Yamaha	Yamaha YZF R1	IND	1'36.068	1'58.602	1'35.061	1'35.061	2.721	0.291	159,510	39
21	32 I. VINALES	ESP	Orelac Racing VerdNatura	Kawasaki ZX-10RR	IND	1'35.853		1'35.148	1'35.148	2.808	0.087	159,364	36
22	84 L. CRESSON	BEL	OUTDO TPR Team Pedercini Racing	Kawasaki ZX-10RR	IND	1'37.193		1'36.140	1'36.140	3.800	0.992	157,720	29
23	14 J. URIBE	USA	OUTDO TPR Team Pedercini Racing	Kawasaki ZX-10RR	IND	1'39.148		1'36.392	1'36.392	4.052	0.252	157,308	34

07/08/2021

These data/results cannot be reproduced, stored and/or transmitted in whole or in part by any manner of electronic, mechanical, photocopying, recording, broadcasting or otherwise now known or herein after developed without the previous express consent by the copyright owner, except for reproduction in daily press and regular printed publications on sale to the public within 60 days of the event related to those data/results and always provided that copyright symbol appears together as follows below.

© DORNA WSBK ORGANIZATION Srl 2021

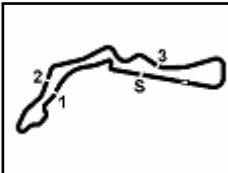
PIRELLA PERUGIA TIMING



Official Tyre Supplier



Official Timekeeper



Autodrom Most 4.212 m

Tissot Czech Round, 6-8 August 2021 Best Sectors & Speed Free Practice 3rd Session

BEST LAP		
1	45 S. REDDING	Ducati Panigale V4 R 1'32.340
2	1 J. REA	Kawasaki ZX-10RR 1'32.393
3	55 A. LOCATELLI	Yamaha YZF R1 1'32.550
4	54 T. RAZGATLIOGLU	Yamaha YZF R1 1'32.641
5	31 G. GERLOFF	Yamaha YZF R1 1'32.967
6	66 T. SYKES	BMW M 1000 RR 1'33.133
7	17 M. FRITZ	Yamaha YZF R1 1'33.179
8	22 A. LOWES	Kawasaki ZX-10RR 1'33.399
9	98 K. HANIKA	Yamaha YZF R1 1'33.404
10	21 M. RINALDI	Ducati Panigale V4 R 1'33.461
11	91 L. HASLAM	Honda CBR1000 RR-R 1'33.515
12	19 A. BAUTISTA	Honda CBR1000 RR-R 1'33.541
13	47 A. BASSANI	Ducati Panigale V4 R 1'33.594
14	60 M. VAN DER MARK	BMW M 1000 RR 1'33.820
15	7 C. DAVIES	Ducati Panigale V4 R 1'34.006
16	3 K. NOZANE	Yamaha YZF R1 1'34.489
17	94 J. FOLGER	BMW M 1000 RR 1'34.602
18	52 A. DELBIANCO	Honda CBR1000 RR-R 1'34.725
19	53 T. RABAT	Ducati Panigale V4 R 1'34.770
20	23 C. PONSSON	Yamaha YZF R1 1'35.061
21	32 I. VINALES	Kawasaki ZX-10RR 1'35.148
22	84 L. CRESSON	Kawasaki ZX-10RR 1'36.140
23	14 J. URIBE	Kawasaki ZX-10RR 1'36.392

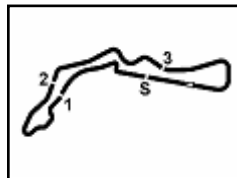
SPEED		
1	19 A. BAUTISTA	Honda CBR1000 RR-R 295,9
2	45 S. REDDING	Ducati Panigale V4 R 293,5
3	55 A. LOCATELLI	Yamaha YZF R1 292,7
4	54 T. RAZGATLIOGLU	Yamaha YZF R1 292,7
5	47 A. BASSANI	Ducati Panigale V4 R 292,7
6	91 L. HASLAM	Honda CBR1000 RR-R 291,9
7	21 M. RINALDI	Ducati Panigale V4 R 291,9
8	7 C. DAVIES	Ducati Panigale V4 R 291,9
9	22 A. LOWES	Kawasaki ZX-10RR 291,1
10	53 T. RABAT	Ducati Panigale V4 R 291,1
11	1 J. REA	Kawasaki ZX-10RR 289,5
12	66 T. SYKES	BMW M 1000 RR 289,5
13	31 G. GERLOFF	Yamaha YZF R1 289,5
14	94 J. FOLGER	BMW M 1000 RR 288,8
15	60 M. VAN DER MARK	BMW M 1000 RR 288,8
16	3 K. NOZANE	Yamaha YZF R1 285,7
17	52 A. DELBIANCO	Honda CBR1000 RR-R 285,7
18	98 K. HANIKA	Yamaha YZF R1 285,7
19	17 M. FRITZ	Yamaha YZF R1 285,0
20	23 C. PONSSON	Yamaha YZF R1 285,0
21	32 I. VINALES	Kawasaki ZX-10RR 283,5
22	84 L. CRESSON	Kawasaki ZX-10RR 282,7
23	14 J. URIBE	Kawasaki ZX-10RR 276,9

SEG. 1		SEG. 2		SEG. 3		SEG. 4	
1	45 S. REDDING 22.386	1	54 T. RAZGATLIOGLU 22.918	1	1 J. REA 24.074	1	66 T. SYKES 22.667
2	55 A. LOCATELLI 22.504	2	45 S. REDDING 22.967	2	54 T. RAZGATLIOGLU 24.203	2	1 J. REA 22.674
3	54 T. RAZGATLIOGLU 22.533	3	1 J. REA 22.974	3	45 S. REDDING 24.224	3	55 A. LOCATELLI 22.680
4	1 J. REA 22.564	4	55 A. LOCATELLI 22.977	4	17 M. FRITZ 24.237	4	45 S. REDDING 22.694
5	7 C. DAVIES 22.592	5	31 G. GERLOFF 23.017	5	31 G. GERLOFF 24.244	5	54 T. RAZGATLIOGLU 22.733
6	31 G. GERLOFF 22.603	6	17 M. FRITZ 23.141	6	98 K. HANIKA 24.261	6	91 L. HASLAM 22.796
7	21 M. RINALDI 22.669	7	22 A. LOWES 23.190	7	47 A. BASSANI 24.304	7	31 G. GERLOFF 22.846
8	17 M. FRITZ 22.691	8	66 T. SYKES 23.194	8	55 A. LOCATELLI 24.323	8	17 M. FRITZ 22.895
9	66 T. SYKES 22.693	9	98 K. HANIKA 23.229	9	19 A. BAUTISTA 24.347	9	22 A. LOWES 22.912
10	60 M. VAN DER MARK 22.699	10	47 A. BASSANI 23.236	10	21 M. RINALDI 24.418	10	21 M. RINALDI 22.942
11	19 A. BAUTISTA 22.748	11	19 A. BAUTISTA 23.252	11	22 A. LOWES 24.431	11	47 A. BASSANI 22.949
12	22 A. LOWES 22.781	12	21 M. RINALDI 23.308	12	91 L. HASLAM 24.432	12	19 A. BAUTISTA 22.960
13	91 L. HASLAM 22.792	13	60 M. VAN DER MARK 23.311	13	66 T. SYKES 24.521	13	98 K. HANIKA 22.989
14	98 K. HANIKA 22.921	14	7 C. DAVIES 23.311	14	60 M. VAN DER MARK 24.533	14	94 J. FOLGER 23.015
15	53 T. RABAT 22.946	15	3 K. NOZANE 23.337	15	7 C. DAVIES 24.695	15	60 M. VAN DER MARK 23.093
16	47 A. BASSANI 22.974	16	91 L. HASLAM 23.339	16	94 J. FOLGER 24.742	16	23 C. PONSSON 23.126
17	52 A. DELBIANCO 23.019	17	52 A. DELBIANCO 23.597	17	32 I. VINALES 24.746	17	7 C. DAVIES 23.152
18	94 J. FOLGER 23.042	18	32 I. VINALES 23.652	18	53 T. RABAT 24.760	18	52 A. DELBIANCO 23.175
19	3 K. NOZANE 23.042	19	23 C. PONSSON 23.690	19	3 K. NOZANE 24.823	19	53 T. RABAT 23.244
20	23 C. PONSSON 23.191	20	53 T. RABAT 23.775	20	23 C. PONSSON 24.847	20	3 K. NOZANE 23.287
21	84 L. CRESSON 23.267	21	94 J. FOLGER 23.803	21	52 A. DELBIANCO 24.907	21	32 I. VINALES 23.325
22	14 J. URIBE 23.310	22	84 L. CRESSON 24.009	22	84 L. CRESSON 25.184	22	84 L. CRESSON 23.507
23	32 I. VINALES 23.331	23	14 J. URIBE 24.086	23	14 J. URIBE 25.339	23	14 J. URIBE 23.548

07/08/2021

These data/results cannot be reproduced, stored and/or transmitted in whole or in part by any manner of electronic, mechanical, photocopying, recording, broadcasting or otherwise now known or herein after developed without the previous express consent by the copyright owner, except for reproduction in daily press and regular printed publications on sale to the public within 60 days of the event related to those data/results and always provided that copyright symbol appears together as follows below.

© DORNA WSBK ORGANIZATION Srl 2021



Autodrom Most 4.212 m

Tissot Czech Round, 6-8 August 2021

Ideal Times Free Practice 3rd Session

No.	Rider	Nat	Bike	Seg. 1	Seg. 2	Seg. 3	Seg. 4	Ideal Time		
				Diff. 1	Diff. 2	Diff. 3	Diff. 4	Best Lap	Pos.	Diff.
1	45 S. REDDING	GBR	Ducati Panigale V4 R	22.386 +0.019	22.967	24.224 +0.028	22.694 +0.022	1'32.271 1'32.340	1	0.069
2	1 J. REA	GBR	Kawasaki ZX-10RR	22.564 +0.045	22.974	24.074 +0.062	22.674	1'32.286 1'32.393	2	0.107
3	54 T. RAZGATLIOGLU	TUR	Yamaha YZF R1	22.533 +0.044	22.918	24.203 +0.210	22.733	1'32.387 1'32.641	4	0.254
4	55 A. LOCATELLI	ITA	Yamaha YZF R1	22.504 +0.063	22.977	24.323	22.680 +0.003	1'32.484 1'32.550	3	0.066
5	31 G. GERLOFF	USA	Yamaha YZF R1	22.603	23.017 +0.072	24.244 +0.099	22.846 +0.086	1'32.710 1'32.967	5	0.257
6	17 M. FRITZ	GER	Yamaha YZF R1	22.691	23.141 +0.215	24.237	22.895	1'32.964 1'33.179	7	0.215
7	66 T. SYKES	GBR	BMW M 1000 RR	22.693 +0.027	23.194 +0.031	24.521	22.667	1'33.075 1'33.133	6	0.058
8	19 A. BAUTISTA	ESP	Honda CBR1000 RR-R	22.748 +0.041	23.252	24.347 +0.175	22.960 +0.018	1'33.307 1'33.541	12	0.234
9	22 A. LOWES	GBR	Kawasaki ZX-10RR	22.781 +0.039	23.190 +0.046	24.431	22.912	1'33.314 1'33.399	8	0.085
10	21 M. RINALDI	ITA	Ducati Panigale V4 R	22.669	23.308	24.418	22.942 +0.124	1'33.337 1'33.461	10	0.124
11	91 L. HASLAM	GBR	Honda CBR1000 RR-R	22.792 +0.003	23.339 +0.043	24.432	22.796 +0.110	1'33.359 1'33.515	11	0.156
12	98 K. HANIKA	CZE	Yamaha YZF R1	22.921 +0.004	23.229	24.261	22.989	1'33.400 1'33.404	9	0.004
13	47 A. BASSANI	ITA	Ducati Panigale V4 R	22.974 +0.003	23.236	24.304	22.949 +0.128	1'33.463 1'33.594	13	0.131
14	60 M. VAN DER MARK	NED	BMW M 1000 RR	22.699 +0.122	23.311 +0.062	24.533	23.093	1'33.636 1'33.820	14	0.184
15	7 C. DAVIES	GBR	Ducati Panigale V4 R	22.592 +0.033	23.311 +0.122	24.695 +0.076	23.152 +0.025	1'33.750 1'34.006	15	0.256
16	3 K. NOZANE	JPN	Yamaha YZF R1	23.042	23.337	24.823	23.287	1'34.489 1'34.489	16	
17	94 J. FOLGER	GER	BMW M 1000 RR	23.042	23.803	24.742	23.015	1'34.602 1'34.602	17	
18	52 A. DELBIANCO	ITA	Honda CBR1000 RR-R	23.019	23.597	24.907 +0.009	23.175 +0.018	1'34.698 1'34.725	18	0.027
19	53 T. RABAT	ESP	Ducati Panigale V4 R	22.946	23.775	24.760	23.244 +0.045	1'34.725 1'34.770	19	0.045
20	23 C. PONSSON	FRA	Yamaha YZF R1	23.191	23.690	24.847 +0.064	23.126 +0.143	1'34.854 1'35.061	20	0.207
21	32 I. VINALES	ESP	Kawasaki ZX-10RR	23.331	23.652	24.746 +0.037	23.325 +0.057	1'35.054 1'35.148	21	0.094
22	84 L. CRESSON	BEL	Kawasaki ZX-10RR	23.267 +0.055	24.009	25.184 +0.001	23.507 +0.117	1'35.967 1'36.140	22	0.173
23	14 J. URIBE	USA	Kawasaki ZX-10RR	23.310	24.086	25.339	23.548 +0.109	1'36.283 1'36.392	23	0.109
Overall Ideal Time				22.386	22.918	24.074	22.667	1'32.045		

07/08/2021

These data/results cannot be reproduced, stored and/or transmitted in whole or in part by any manner of electronic, mechanical, photocopying, recording, broadcasting or otherwise now known or herein after developed without the previous express consent by the copyright owner, except for reproduction in daily press and regular printed publications on sale to the public within 60 days of the event related to those data/results and always provided that copyright symbol appears together as follows below.

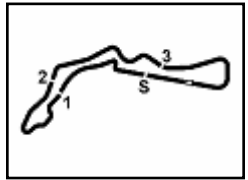
© DORNA WSBK ORGANIZATION Srl 2021

PIRELLI PERUGIA TIMING


Official Tyre Supplier



Official Timekeeper



Tissot Czech Round, 6-8 August 2021 Chronological Analysis Free Practice 3rd Session

Autodrom Most 4.212 m

1 / 4

1° 45 S. REDDING (1'32.340)							
Lap	Seg.1	Seg.2	Seg.3	Seg.4	Lap Time	km/h	Local Time
1		25.998	25.887	23.493			9:01'52.616
2	24.391	24.721	25.139	23.195	1'37.446	272,0	9:03'30.062
3	23.252	23.887	24.577	23.165	1'34.881	290,3	9:05'04.943
4	22.960	23.797	24.550	22.898	1'34.205	292,7	9:06'39.148
5	22.740	23.197	24.407	22.958	1'33.302	291,1	9:08'12.450
6	22.678	23.199	24.409	22.934	1'33.220	291,1	9:09'45.670
7	22.556	23.126	24.473	22.801	1'32.956	290,3	9:11'18.626
8	22.485	23.075	24.367	22.854	1'32.781	290,3	9:12'51.407
9	22.709	23.372	25.704	23.210	1'34.995	289,5	9:14'26.402
10	22.525	23.062	24.550	22.904	1'33.041	291,1	9:15'59.443
11	23.551	24.360	25.228	35.901	1'49.040P	289,5	9:17'48.483
12	5'31.148	24.051	24.846	23.018	6'43.063P		9:24'31.546
13	22.877	23.025	24.445	22.694	1'33.041	293,5	9:26'04.587
14	22.405	22.967	24.252	22.716	1'32.340	292,7	9:27'36.927
15	22.402	23.026	24.224	22.828	1'32.480	293,5	9:29'09.407
16	22.386	23.032	24.275	22.767	1'32.460	291,1	9:30'41.867

2° 1 J. REA (1'32.393)							
Lap	Seg.1	Seg.2	Seg.3	Seg.4	Lap Time	km/h	Local Time
1		25.868	25.445	23.501			9:02'18.248
2	23.199	23.851	24.819	23.025	1'34.894	284,2	9:03'53.142
3	23.319	23.545	24.706	23.018	1'34.588	285,7	9:05'27.730
4	22.838	23.370	24.487	22.963	1'33.658	284,2	9:07'01.388
5	22.766	23.284	24.568	22.941	1'33.559	285,7	9:08'34.947
6	22.793	23.261	24.348	22.870	1'33.272	287,2	9:10'08.219
7	22.835	23.356	24.570	22.804	1'33.565	287,2	9:11'41.784
8	22.691	23.246	24.352	22.974	1'33.263	285,7	9:13'15.047
9	22.809	23.593	27.924	24.346	1'38.672	285,7	9:14'53.719
10	22.725	23.305	27.066	24.167	1'37.263	286,5	9:16'30.982
11	22.727	23.282	24.411	22.753	1'33.173	285,7	9:18'04.155
12	23.983	24.402	24.958	37.007	1'50.350P	282,7	9:19'54.505
13	4'30.864	23.795	24.653	22.712	5'42.024P		9:25'36.529
14	22.609	22.974	24.136	22.674	1'32.393	288,8	9:27'08.922
15	22.722	23.185	24.074	22.720	1'32.701	288,8	9:28'41.623
16	22.564	23.222	26.966	23.291	1'36.043	289,5	9:30'17.666

3° 55 A. LOCATELLI (1'32.550)							
Lap	Seg.1	Seg.2	Seg.3	Seg.4	Lap Time	km/h	Local Time
1		26.066	26.514	23.618			9:02'02.602
2	23.705	23.825	24.821	23.126	1'35.477	284,2	9:03'38.079
3	23.034	23.573	24.570	23.028	1'34.205	291,1	9:05'12.284
4	22.892	23.542	24.604	23.058	1'34.096	292,7	9:06'46.380
5	23.507	23.940	25.065	23.166	1'35.678	291,1	9:08'22.058
6	23.175	24.003	25.373	23.641	1'36.192	289,5	9:09'58.250
7	22.557	23.499	24.570	22.994	1'33.620	288,8	9:11'31.870
8	22.741	23.419	24.619	22.987	1'33.766	287,2	9:13'05.636
9	22.619	23.375	24.573	22.935	1'33.502	287,2	9:14'39.138
10	22.785	23.343	24.526	23.012	1'33.666	288,8	9:16'12.804
11	22.723	23.270	24.485	22.924	1'33.402	286,5	9:17'46.206
12	22.504	23.288	24.533	22.870	1'33.195	286,5	9:19'19.401
13	24.384	24.724	25.591	38.174	1'52.873P	288,0	9:21'12.274
14	4'09.648	23.628	24.627	22.780	5'20.683P		9:26'32.957
15	22.555	23.088	24.509	22.680	1'32.832	288,8	9:28'05.789
16	22.567	22.977	24.323	22.683	1'32.550	291,1	9:29'38.339
17	22.607	23.192	24.550	22.722	1'33.071	290,3	9:31'11.410

4° 54 T. RAZGATLIOGLU (1'32.641)							
Lap	Seg.1	Seg.2	Seg.3	Seg.4	Lap Time	km/h	Local Time
1		26.381	26.036	23.751			9:02'01.737
2	23.870	23.830	24.681	22.908	1'35.289	272,0	9:03'37.026
3	22.716	23.667	24.682	22.880	1'33.945	286,5	9:05'10.971

4	22.929	23.686	24.599	23.556	1'34.770	288,8	9:06'45.741
5	22.716	23.464	24.454	22.909	1'33.543	292,7	9:08'19.284
6	24.014	23.989	24.549	22.993	1'35.545	288,0	9:09'54.829
7	22.649	23.232	24.719	23.227	1'33.827	288,8	9:11'28.656
8	22.708	23.052	24.444	22.854	1'33.058	288,8	9:13'01.714
9	22.667	23.144	24.416	22.941	1'33.168	285,7	9:14'34.882
10	23.832	24.880	27.455	38.979	1'55.146P	286,5	9:16'30.028
11	6'19.158	24.606	25.056	23.296	7'32.116P		9:24'02.144
12	22.577	22.918	24.413	22.733	1'32.641	286,5	9:25'34.785
13	22.557	23.020	24.203	22.892	1'32.672	287,2	9:27'07.457
14	22.533	23.072	24.286	22.904	1'32.795	288,0	9:28'40.252
15	24.359	23.242	25.892	25.330	1'38.823	287,2	9:30'19.075

5° 31 G. GERLOFF (1'32.967)							
Lap	Seg.1	Seg.2	Seg.3	Seg.4	Lap Time	km/h	Local Time
1		26.578	26.741	23.964			9:02'05.480
2	23.573	23.902	24.876	23.386	1'35.737	279,8	9:03'41.217
3	23.303	23.497	24.687	23.097	1'34.584	282,0	9:05'15.801
4	22.893	23.491	24.610	23.002	1'33.996	288,0	9:06'49.797
5	23.015	24.254	24.507	38.671	1'50.447P	289,5	9:08'40.244
6	5'41.397	24.409	25.191	23.584	6'54.581P		9:15'34.825
7	22.953	23.020	24.376	22.868	1'33.217	285,7	9:17'08.042
8	22.905	23.017	24.244	22.914	1'33.080	287,2	9:18'41.122
9	22.836	23.113	24.377	22.846	1'33.172	285,7	9:20'14.294
10	25.896	23.450	24.800	23.117	1'37.263C	285,0	9:21'51.557
11	22.927	23.088	24.285	23.001	1'33.301	285,7	9:23'24.858
12	22.749	23.118	24.327	22.903	1'33.097	286,5	9:24'57.955
13	22.603	23.089	24.343	22.932	1'32.967	286,5	9:26'30.922
14	22.627	23.193	24.588	23.036	1'33.444	287,2	9:28'04.366
15	26.680	26.244	25.130	23.465	1'41.519C	288,0	9:29'45.885
16	22.640	23.149	24.369	23.183	1'33.341	285,0	9:31'19.226

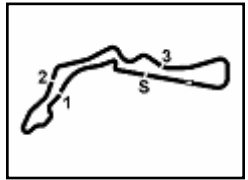
6° 66 T. SYKES (1'33.133)							
Lap	Seg.1	Seg.2	Seg.3	Seg.4	Lap Time	km/h	Local Time
1		26.987	28.315	24.664			9:03'14.522
2	23.817	26.937	25.652	23.176	1'39.582	283,5	9:04'54.104
3	23.157	23.540	25.077	23.215	1'34.989	283,5	9:06'29.093
4	22.944	23.318	25.082	23.209	1'34.553	285,7	9:08'03.646
5	22.766	23.336	24.660	23.006	1'33.768	282,7	9:09'37.414
6	22.806	23.301	24.838	23.078	1'34.023	283,5	9:11'11.437
7	23.986	26.428	25.868	37.277	1'53.559P	283,5	9:13'04.996
8	7'04.094	24.531	25.278	22.974	8'16.877P		9:21'21.873
9	22.720	23.225	24.521	22.667	1'33.133	285,7	9:22'55.006
10	22.698	23.194	24.635	23.048	1'33.575	285,7	9:24'28.581
11	32.264	36.780	26.292	23.861	1'59.197	285,0	9:26'27.778
12	22.809	23.270	24.820	24.204	1'35.103	289,5	9:28'02.881
13	22.693	23.378	24.790	22.860	1'33.721	288,0	9:29'36.602
14	24.805	23.702	25.095	23.123	1'36.725	288,8	9:31'13.327

7° 17 M. FRITZ (1'33.179)							
Lap	Seg.1	Seg.2	Seg.3	Seg.4	Lap Time	km/h	Local Time
1		26.511	26.133	23.714			9:02'01.490
2	23.396	24.221	24.816	23.245	1'35.678	279,8	9:03'37.168
3	24.025	23.697	24.624	23.058	1'35.404	285,0	9:05'12.572
4	22.953	23.468	24.736	23.225	1'34.382	282,0	9:06'46.954
5	23.167	23.929	25.157	23.249	1'35.502	282,0	9:08'22.456
6	23.666	23.623	24.962	23.511	1'35.762	282,7	9:09'58.218
7	23.386	23.324	24.644	23.061	1'34.415	282,0	9:11'32.633
8	23.259	23.439	24.674	23.206	1'34.578	280,5	9:13'07.211
9	23.081	23.387	24.499	23.105	1'34.072	279,1	9:14'41.283
10	23.091	23.150	24.396	23.146	1'33.783	279,1	9:16'15.066
11	23.240	23.220	24.618	23.195	1'34.273	277,6	9:17'49.339
12	23.257	23.451	24.742	36.118	1'47.568P	279,1	9:19'36.907

07/08/2021 P = Pits In/Out - C = Lap Time Cancelled

These data/results cannot be reproduced, stored and/or transmitted in whole or in part by any manner of electronic, mechanical, photocopying, recording, broadcasting or otherwise now known or herein after developed without the previous express consent by the copyright owner, except for reproduction in daily press and regular printed publications on sale to the public within 60 days of the event related to those data/results and always provided that copyright symbol appears together as follows below.

© DORNA WSBK ORGANIZATION Srl 2021



Tissot Czech Round, 6-8 August 2021 Chronological Analysis Free Practice 3rd Session

Autodrom Most 4.212 m

2 / 4

13	6'59.321	24.248	24.994	23.278	8'11.841P		9:27'48.748
14	23.261	23.141	24.412	23.011	1'33.825	276,2	9:29'22.573
15	22.691	23.356	24.237	22.895	1'33.179	279,1	9:30'55.752

5	28.219	29.842	24.733	23.239	1'46.033C	288,0	9:08'25.791
6	23.148	23.491	24.530	22.865	1'34.034	289,5	9:09'59.825
7	23.077	23.710	25.012	41.212	1'53.011P	288,0	9:11'52.836
8	7'53.219	25.219	25.489	23.650	9'07.577P		9:21'00.413
9	22.929	23.339	24.482	22.796	1'33.546	285,7	9:22'33.959
10	29.357	26.523	28.647	30.778	1'55.305C	287,2	9:24'29.264
11	27.506	30.276	25.845	25.358	1'48.985	289,5	9:26'18.249
12	22.792	23.416	24.438	22.962	1'33.608	288,0	9:27'51.857
13	22.795	23.382	24.432	22.906	1'33.515	288,0	9:29'25.372
14	28.815	26.682	27.783	23.646	1'46.926C	287,2	9:31'12.298

8° 22 A. LOWES (1'33.399)							
Lap	Seg.1	Seg.2	Seg.3	Seg.4	Lap Time	km/h	Local Time
1		26.423	26.972	23.826			9:02'05.219
2	23.391	23.972	25.122	23.077	1'35.562	288,0	9:03'40.781
3	23.248	23.682	25.758	23.100	1'35.788	289,5	9:05'16.569
4	22.820	23.236	24.431	22.912	1'33.399	291,1	9:06'49.968
5	23.257	24.004	24.873	23.063	1'35.197	281,3	9:08'25.165
6	22.948	23.339	24.495	23.010	1'33.792	288,8	9:09'58.957
7	23.345	23.851	24.608	22.974	1'34.778	289,5	9:11'33.735
8	23.084	23.190	24.524	22.934	1'33.732	286,5	9:13'07.467
9	23.139	25.951	25.467	41.930	1'56.487P	288,0	9:15'03.954
10	2'59.164	24.552	24.938	23.643	4'12.297P		9:19'16.251
11	23.089	23.371	25.005	23.289	1'34.754	284,2	9:20'51.005
12	23.145	23.371	24.644	23.068	1'34.228	286,5	9:22'25.233
13	22.877	23.279	24.553	23.032	1'33.741	286,5	9:23'58.974
14	22.781	23.271	24.598	23.006	1'33.656	287,2	9:25'32.630
15	34.749	27.794	25.396	23.212	1'51.151	286,5	9:27'23.781
16	29.284	23.727	24.883	23.134	1'41.028C	287,2	9:29'04.809
17	22.838	23.305	24.597	22.958	1'33.698	286,5	9:30'38.507

12° 19 A. BAUTISTA (1'33.541)							
Lap	Seg.1	Seg.2	Seg.3	Seg.4	Lap Time	km/h	Local Time
1		26.718	26.141	23.761			9:02'00.695
2	23.494	24.088	24.874	23.240	1'35.696	291,9	9:03'36.391
3	23.077	23.865	25.089	23.145	1'35.176	291,1	9:05'11.567
4	22.887	23.692	24.647	23.306	1'34.532	295,9	9:06'46.099
5	23.159	24.034	25.358	23.302	1'35.853	295,1	9:08'21.952
6	23.104	24.004	25.424	38.136	1'50.668P	294,3	9:10'12.620
7	9'20.689	24.032	24.717	23.102	10'32.540P		9:20'45.160
8	22.852	23.498	24.402	22.998	1'33.750	291,9	9:22'18.910
9	22.987	23.379	24.347	22.960	1'33.673	292,7	9:23'52.583
10	22.789	23.252	24.522	22.978	1'33.541	291,9	9:25'26.124
11	22.748	23.418	24.467	23.051	1'33.684	293,5	9:26'59.808
12	22.794	23.398	24.714	23.033	1'33.939	293,5	9:28'33.747
13	23.008	23.503	24.679	23.228	1'34.418	293,5	9:30'08.165

9° 98 K. HANIKA (1'33.404)							
Lap	Seg.1	Seg.2	Seg.3	Seg.4	Lap Time	km/h	Local Time
1		27.661	26.418	23.776			9:02'00.902
2	23.566	24.327	24.832	23.405	1'36.130	282,0	9:03'37.032
3	23.391	23.657	24.649	23.156	1'34.853	279,1	9:05'11.885
4	25.202	24.037	24.598	23.293	1'37.130C	285,0	9:06'49.015
5	22.921	23.744	24.664	23.194	1'34.523	281,3	9:08'23.538
6	23.353	23.881	24.994	23.143	1'35.371	285,7	9:09'58.909
7	23.495	23.990	25.431	23.522	1'36.438	284,2	9:11'35.347
8	23.082	24.101	24.828	23.114	1'35.125	284,2	9:13'10.472
9	23.162	23.864	25.331	23.229	1'35.586	282,0	9:14'46.058
10	23.073	23.359	24.724	23.369	1'34.525	282,0	9:16'20.583
11	25.113	25.430	25.495	35.897	1'51.935P	276,9	9:18'12.518
12	8'11.445	25.020	26.088	24.046	9'26.599P		9:27'39.117
13	23.066	23.318	24.307	23.056	1'33.747	279,1	9:29'12.864
14	22.925	23.229	24.261	22.989	1'33.404	281,3	9:30'46.268

13° 47 A. BASSANI (1'33.594)							
Lap	Seg.1	Seg.2	Seg.3	Seg.4	Lap Time	km/h	Local Time
1		25.877	26.569	23.763			9:02'06.525
2	23.852	23.687	24.836	23.306	1'35.681	282,7	9:03'42.206
3	23.608	23.561	24.628	23.007	1'34.804	281,3	9:05'17.010
4	23.182	23.561	24.670	22.949	1'34.362	288,0	9:06'51.372
5	23.294	23.765	24.651	23.044	1'34.754	285,0	9:08'26.126
6	23.401	23.447	24.523	22.976	1'34.347	286,5	9:10'00.473
7	23.227	23.535	45.528	38.772	2'11.062P	292,7	9:12'11.535
8	7'08.082	24.626	25.250	23.301	8'21.259P		9:20'32.794
9	23.234	23.385	24.468	23.128	1'34.215	283,5	9:22'07.009
10	23.059	23.339	24.356	23.060	1'33.814	287,2	9:23'40.823
11	22.977	23.236	24.304	23.077	1'33.594	288,8	9:25'14.417
12	22.974	23.255	24.428	23.044	1'33.701	288,8	9:26'48.118
13	23.333	23.914	25.605	23.449	1'36.301	290,3	9:28'24.419
14	23.076	23.575	24.699	23.144	1'34.494	291,1	9:29'58.913
15	23.135	23.590	24.712	23.095	1'34.532	289,5	9:31'33.445

10° 21 M. RINALDI (1'33.461)							
Lap	Seg.1	Seg.2	Seg.3	Seg.4	Lap Time	km/h	Local Time
1		26.097	27.738	39.251			9:02'04.070
2	2'25.934	24.872	25.142	23.485	3'39.433P		9:05'43.503
3	23.217	23.836	24.775	23.448	1'35.276	287,2	9:07'18.779
4	22.959	23.594	24.623	23.072	1'34.248	289,5	9:08'53.027
5	22.919	23.514	24.501	22.942	1'33.876	289,5	9:10'26.903
6	22.669	23.308	24.418	23.066	1'33.461	290,3	9:12'00.364
7	23.347	26.279	26.321	23.326	1'39.273	289,5	9:13'39.637
8	22.675	24.825	25.239	39.136	1'51.875P	291,9	9:15'31.512
9	8'03.294	24.117	24.927	23.141	9'15.479P		9:24'46.997
10	25.226	23.875	25.594	23.101	1'37.796C	291,9	9:26'24.781
11	22.727	23.640	24.713	23.123	1'34.203	289,5	9:27'58.990
12	22.945	23.787	24.755	23.132	1'34.619	290,3	9:29'33.609
13	22.885	23.617	24.599	23.132	1'34.233	291,1	9:31'07.842

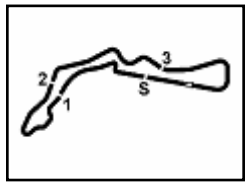
14° 60 M. VAN DER MARK (1'33.820)							
Lap	Seg.1	Seg.2	Seg.3	Seg.4	Lap Time	km/h	Local Time
1		26.003	27.671	24.455			9:01'49.377
2	23.600	23.990	25.036	23.293	1'35.919	281,3	9:03'25.296
3	23.413	23.744	24.740	23.210	1'35.107	282,7	9:05'00.403
4	22.980	31.159	24.957	23.097	1'42.193	283,5	9:06'42.596
5	23.079	23.523	24.744	23.184	1'34.530	288,8	9:08'17.126
6	33.040	25.557	24.783	23.160	1'46.540C	284,2	9:10'03.666
7	22.779	23.446	24.860	37.042	1'48.127P	288,8	9:11'51.793
8	5'35.498	27.155	24.683	23.124	6'50.460P		9:18'42.253
9	22.733	23.848	27.173	23.263	1'37.017	284,2	9:20'19.270
10	22.821	23.373	24.533	23.093	1'33.820	285,0	9:21'53.090
11	22.820	23.311	24.717	25.086	1'35.934	285,7	9:23'29.024
12	25.452	24.674	25.307	23.144	1'38.577C	286,5	9:25'07.601
13	25.534	28.578	24.806	23.173	1'42.091C	285,7	9:26'49.692
14	22.699	23.407	24.915	23.604	1'34.625	285,7	9:28'24.317
15	22.901	23.430	24.805	23.097	1'34.233	288,0	9:29'58.550
16	29.120	24.896	25.360	23.345	1'42.721C	281,3	9:31'41.271

11° 91 L. HASLAM (1'33.515)							
Lap	Seg.1	Seg.2	Seg.3	Seg.4	Lap Time	km/h	Local Time
1		26.666	26.762	24.659			9:01'50.544
2	24.241	25.017	25.329	23.167	1'37.754	277,6	9:03'28.298
3	23.717	24.250	25.027	23.598	1'36.592	280,5	9:05'04.890
4	23.242	23.837	24.658	23.131	1'34.868	291,9	9:06'39.758

07/08/2021 P = Pits In/Out - C = Lap Time Cancelled

These data/results cannot be reproduced, stored and/or transmitted in whole or in part by any manner of electronic, mechanical, photocopying, recording, broadcasting or otherwise now known or herein after developed without the previous express consent by the copyright owner, except for reproduction in daily press and regular printed publications on sale to the public within 60 days of the event related to those data/results and always provided that copyright symbol appears together as follows below.

© DORNA WSBK ORGANIZATION Srl 2021



Tissot Czech Round, 6-8 August 2021 Chronological Analysis Free Practice 3rd Session

Autodrom Most 4.212 m

3 / 4

15° 7 C. DAVIES (1'34.006)							
Lap	Seg.1	Seg.2	Seg.3	Seg.4	Lap Time	km/h	Local Time
1		26.102	26.448	36.919			9:02'22.229
2	3'19.694	24.569	25.320	23.994	4'33.577P		9:06'55.806
3	23.288	24.053	24.857	23.336	1'35.534	285,7	9:08'31.340
4	28.697	24.575	25.224	23.457	1'41.953C	290,3	9:10'13.293
5	23.094	23.741	24.981	23.271	1'35.087	290,3	9:11'48.380
6	22.978	23.589	24.783	23.834	1'35.184	288,0	9:13'23.564
7	23.187	23.922	24.906	23.381	1'35.396	288,8	9:14'58.960
8	22.872	23.588	24.727	23.152	1'34.339	291,1	9:16'33.299
9	24.966	26.774	25.750	37.198	1'54.688P	287,2	9:18'27.987
10	4'40.940	25.259	25.874	32.739	6'04.812CP		9:24'32.799
11	23.306	23.583	24.983	23.299	1'35.171	291,1	9:26'07.970
12	22.592	23.311	24.828	23.318	1'34.049	290,3	9:27'42.019
13	22.757	23.441	24.695	23.315	1'34.208	291,9	9:29'16.227
14	22.625	23.433	24.771	23.177	1'34.006	289,5	9:30'50.233

1		26.321	27.176	24.791			9:01'49.943
2	24.049	24.684	25.291	23.818	1'37.842	283,5	9:03'27.785
3	23.587	24.444	25.093	23.830	1'36.954	287,2	9:05'04.739
4	23.807	24.406	25.065	23.445	1'36.723	285,0	9:06'41.462
5	23.313	23.946	25.014	23.735	1'36.008	290,3	9:08'17.470
6	23.161	24.156	25.014	23.370	1'35.701	288,0	9:09'53.171
7	23.033	23.986	25.050	23.244	1'35.313	288,0	9:11'28.484
8	24.945	25.353	27.231	39.630	1'57.159P	288,0	9:13'25.643
9	4'59.785	25.598	25.456	23.627	6'14.466P		9:19'40.109
10	23.172	23.884	25.125	23.465	1'35.646	285,7	9:21'15.755
11	23.093	23.863	24.899	23.284	1'35.139	287,2	9:22'50.894
12	23.144	23.821	25.042	27.066	1'39.073	288,8	9:24'29.967
13	27.506	32.589	31.174	24.439	1'55.708	290,3	9:26'25.675
14	22.983	23.788	24.811	23.339	1'34.921	291,1	9:28'00.596
15	22.976	23.804	24.858	23.287	1'34.925	291,1	9:29'35.521
16	22.946	23.775	24.760	23.289	1'34.770	290,3	9:31'10.291

16° 3 K. NOZANE (1'34.489)							
Lap	Seg.1	Seg.2	Seg.3	Seg.4	Lap Time	km/h	Local Time
1		26.527	26.848	24.653			9:01'50.789
2	24.050	24.443	25.389	23.484	1'37.366	262,8	9:03'28.155
3	23.520	24.385	24.992	23.373	1'36.270	280,5	9:05'04.425
4	23.287	23.775	24.951	23.400	1'35.413	281,3	9:06'39.838
5	28.245	31.564	25.167	23.388	1'48.364C	285,7	9:08'28.202
6	23.119	23.911	24.902	23.388	1'35.320	285,0	9:10'03.522
7	23.262	23.624	25.085	23.385	1'35.356	285,0	9:11'38.878
8	23.248	24.395	25.559	44.334	1'57.536P	283,5	9:13'36.414
9	5'43.562	25.044	25.137	23.539	6'57.282P		9:20'33.696
10	23.133	23.433	24.928	23.310	1'34.804	280,5	9:22'08.500
11	23.042	23.337	24.823	23.287	1'34.489	283,5	9:23'42.989
12	23.093	23.680	25.133	23.450	1'35.356	285,0	9:25'18.345
13	23.264	23.707	24.948	23.430	1'35.349	285,0	9:26'53.694
14	23.260	23.777	25.015	23.435	1'35.487	284,2	9:28'29.181
15	23.382	23.764	25.079	23.485	1'35.710	285,0	9:30'04.891

20° 23 C. PONSSON (1'35.061)							
Lap	Seg.1	Seg.2	Seg.3	Seg.4	Lap Time	km/h	Local Time
1		27.178	27.103	24.555			9:01'52.322
2	24.491	24.837	25.661	23.844	1'38.833	280,5	9:03'31.155
3	23.864	24.410	25.469	23.637	1'37.380	283,5	9:05'08.535
4	23.747	24.322	25.422	23.508	1'36.999	282,7	9:06'45.534
5	23.606	24.006	25.360	23.447	1'36.419	285,0	9:08'21.953
6	23.678	24.093	25.371	23.505	1'36.647	279,1	9:09'58.600
7	23.437	24.078	25.353	23.126	1'35.994	285,0	9:11'34.594
8	23.390	23.867	25.036	23.248	1'35.541	284,2	9:13'10.135
9	23.365	23.838	25.323	23.360	1'35.886	280,5	9:14'46.021
10	23.573	23.702	24.929	23.338	1'35.542	279,8	9:16'21.563
11	24.772	25.169	25.780	37.276	1'52.997P	282,7	9:18'14.560
12	3'55.573	26.163	28.424	23.753	5'13.913P		9:23'28.473
13	23.409	23.874	24.986	23.306	1'35.575	282,0	9:25'04.048
14	23.523	23.856	24.847	23.243	1'35.469	282,0	9:26'39.517
15	23.400	23.910	24.922	23.164	1'35.396	282,0	9:28'14.913
16	23.371	23.875	24.913	23.344	1'35.503	283,5	9:29'50.416
17	23.191	23.690	24.911	23.269	1'35.061	282,7	9:31'25.477

17° 94 J. FOLGER (1'34.602)							
Lap	Seg.1	Seg.2	Seg.3	Seg.4	Lap Time	km/h	Local Time
1		26.392	26.523	23.703			9:02'04.307
2	23.685	24.435	25.092	23.213	1'36.425	284,2	9:03'40.732
3	23.042	23.803	24.742	23.015	1'34.602	288,8	9:05'15.334

21° 32 I. VINALES (1'35.148)							
Lap	Seg.1	Seg.2	Seg.3	Seg.4	Lap Time	km/h	Local Time
1		26.584	26.129	24.121			9:01'52.345
2	23.955	24.368	25.105	23.461	1'36.889	278,4	9:03'29.234
3	23.729	24.125	24.935	23.395	1'36.184	281,3	9:05'05.418
4	23.885	24.267	25.197	23.482	1'36.831	276,9	9:06'42.249
5	23.575	24.065	24.767	23.434	1'35.841	282,7	9:08'18.090
6	35.854	24.338	25.022	41.537	2'06.751CP	282,7	9:10'24.841
7	7'11.003	24.695	25.479	23.802	8'24.979P		9:18'49.820
8	30.759	24.674	25.159	23.566	1'44.158	276,9	9:20'33.978
9	23.493	23.679	24.834	23.325	1'35.331	282,0	9:22'09.309
10	23.462	23.744	24.746	23.399	1'35.351	282,7	9:23'44.660
11	23.331	23.652	24.783	23.382	1'35.148	282,0	9:25'19.808
12	23.547	23.783	25.009	23.519	1'35.858	283,5	9:26'55.666
13	28.339	24.043	31.378	23.374	1'47.134C	282,0	9:28'42.800
14	23.476	23.751	24.956	23.344	1'35.527	282,7	9:30'18.327

18° 52 A. DELBIANCO (1'34.725)							
Lap	Seg.1	Seg.2	Seg.3	Seg.4	Lap Time	km/h	Local Time
1		26.761	26.579	24.223			9:01'55.942
2	24.036	24.467	25.396	23.781	1'37.680	279,8	9:03'33.622
3	23.471	24.346	25.267	23.612	1'36.696	276,9	9:05'10.318
4	23.315	23.902	25.149	23.656	1'36.022	280,5	9:06'46.340
5	23.345	24.091	25.754	23.628	1'36.818	285,7	9:08'23.158
6	23.635	23.924	25.503	23.525	1'36.587	277,6	9:09'59.745
7	23.608	23.869	25.309	23.529	1'36.315	279,1	9:11'36.060
8	27.197	27.794	28.191	44.147	2'07.329P	278,4	9:13'43.389
9	6'29.772	26.151	25.957	23.904	7'45.784P		9:21'29.173
10	23.580	24.033	25.068	23.438	1'36.119	276,9	9:23'05.292
11	23.252	23.736	25.171	23.363	1'35.522	279,1	9:24'40.814
12	23.288	23.787	24.946	23.632	1'35.653	279,1	9:26'16.467
13	23.384	28.213	27.295	25.549	1'44.441	278,4	9:28'00.908
14	23.281	23.644	24.907	23.175	1'35.007	285,7	9:29'35.915
15	23.019	23.597	24.916	23.193	1'34.725	284,2	9:31'10.640

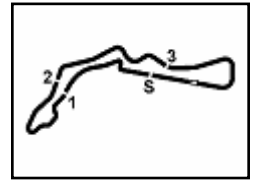
22° 84 L. CRESSON (1'36.140)							
Lap	Seg.1	Seg.2	Seg.3	Seg.4	Lap Time	km/h	Local Time
1		26.366	27.125	24.821			9:01'50.356
2	24.123	24.781	26.185	23.775	1'38.864	275,5	9:03'29.220
3	23.935	24.624	25.302	23.828	1'37.689	277,6	9:05'06.909
4	23.565	24.527	25.389	23.788	1'37.269	279,1	9:06'44.178
5	23.668	24.344	25.212	23.837	1'37.061	279,8	9:08'21.239
6	23.623	24.082	25.450	23.750	1'36.905	278,4	9:09'58.144
7	23.720	24.110	25.288	23.713	1'36.831	276,2	9:11'34.975

19° 53 T. RABAT (1'34.770)							
Lap	Seg.1	Seg.2	Seg.3	Seg.4	Lap Time	km/h	Local Time

07/08/2021 P = Pits In/Out - C = Lap Time Cancelled

These data/results cannot be reproduced, stored and/or transmitted in whole or in part by any manner of electronic, mechanical, photocopying, recording, broadcasting or otherwise now known or herein after developed without the previous express consent by the copyright owner, except for reproduction in daily press and regular printed publications on sale to the public within 60 days of the event related to those data/results and always provided that copyright symbol appears together as follows below.

© DORNA WSBK ORGANIZATION Srl 2021



Autodrom Most 4.212 m

4 / 4

Tissot Czech Round, 6-8 August 2021

Chronological Analysis Free Practice 3rd Session

8	23.375	24.138	25.488	23.577	1'36.578	282,7	9:13'11.553
9	23.267	24.225	25.386	23.769	1'36.647	279,1	9:14'48.200
10	23.418	24.155	25.330	23.855	1'36.758	279,1	9:16'24.958
11	26.496	26.783	26.225	36.808	1'56.312CP	275,5	9:18'21.270
12	6'20.644	27.262	30.602	26.095	7'44.603P		9:26'05.873
13	23.681	24.015	25.500	23.635	1'36.831	276,2	9:27'42.704
14	23.322	24.009	25.185	23.624	1'36.140	279,8	9:29'18.844
15	23.456	24.057	25.184	23.507	1'36.204	277,6	9:30'55.048

23°							
14 J. URIBE (1'36.392)							
Lap	Seg.1	Seg.2	Seg.3	Seg.4	Lap Time	km/h	Local Time
1		31.442	29.251	25.629			9:02'08.935
2	24.942	26.337	27.118	24.954	1'43.351	274,8	9:03'52.286
3	24.563	25.161	26.351	24.223	1'40.298	272,7	9:05'32.584
4	24.115	24.802	25.793	24.462	1'39.172	275,5	9:07'11.756
5	27.541	27.623	26.099	24.219	1'45.482C	274,8	9:08'57.238
6	25.389	24.744	25.725	24.168	1'40.026	276,2	9:10'37.264
7	23.803	24.486	25.630	23.761	1'37.680	272,7	9:12'14.944
8	23.645	24.299	25.751	23.907	1'37.602	275,5	9:13'52.546
9	23.538	24.231	25.713	23.742	1'37.224	273,4	9:15'29.770
10	23.470	24.221	25.490	23.926	1'37.107	275,5	9:17'06.877
11	29.815	26.014	26.104	40.313	2'02.246P	274,8	9:19'09.123
12	4'41.248	29.960	26.806	24.046	6'02.060P		9:25'11.183
13	23.510	24.189	25.419	23.548	1'36.666	274,8	9:26'47.849
14	23.310	24.086	25.339	23.657	1'36.392	276,9	9:28'24.241
15	24.044	24.144	25.470	23.559	1'37.217	275,5	9:30'01.458

07/08/2021 P = Pits In/Out - C = Lap Time Cancelled

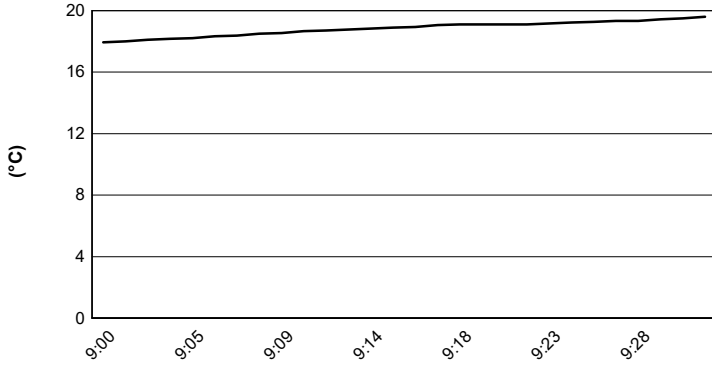
These data/results cannot be reproduced, stored and/or transmitted in whole or in part by any manner of electronic, mechanical, photocopying, recording, broadcasting or otherwise now known or herein after developed without the previous express consent by the copyright owner, except for reproduction in daily press and regular printed publications on sale to the public within 60 days of the event related to those data/results and always provided that copyright symbol appears together as follows below.

© DORNA WSBK ORGANIZATION Srl 2021

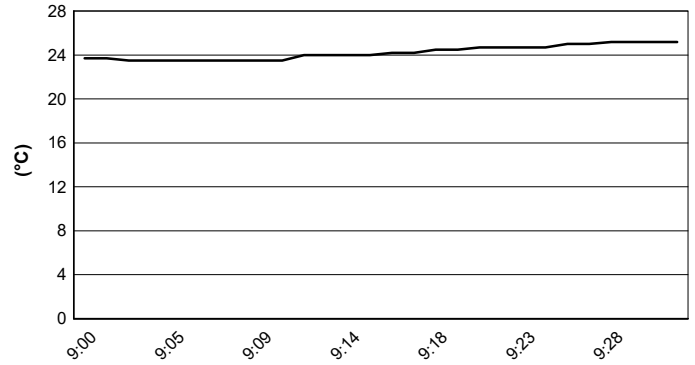
Tissot Czech Round, 6-8 August 2021
Weather Report Free Practice 3rd Session
 Session started 09:00 - Session ended 9:32

Autodrom Most 4.212 m

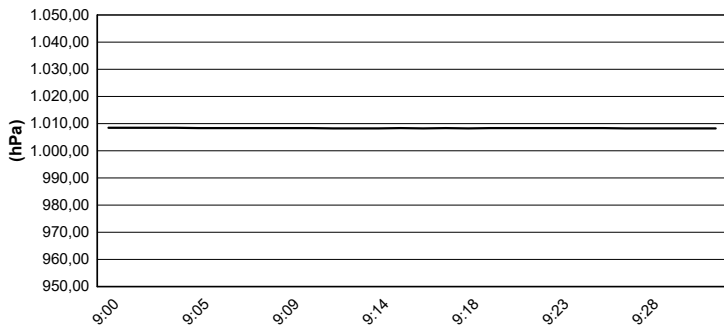
Air Temperature



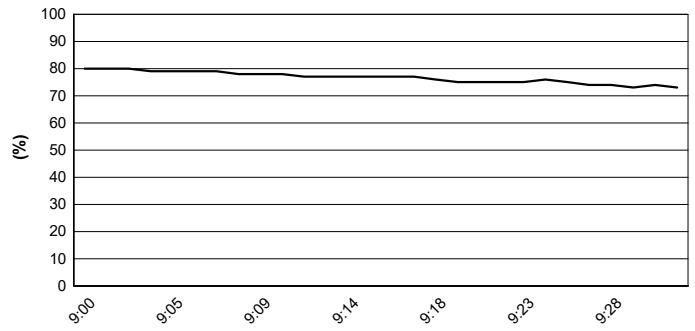
Track Temperature



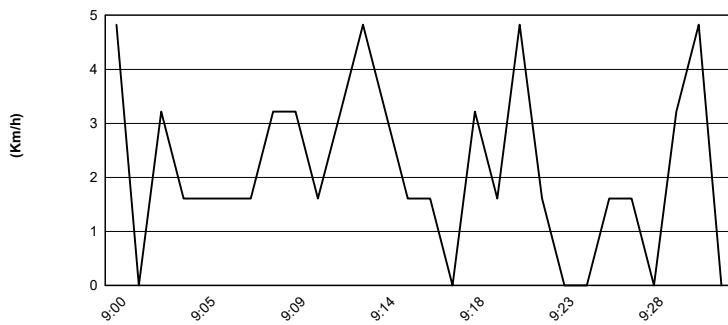
Air Pressure



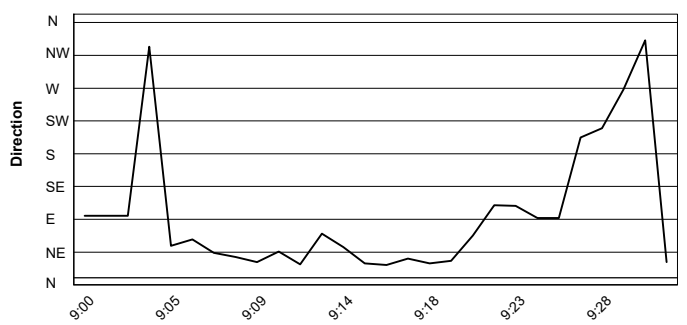
Humidity



Wind Speed



Wind Direction



07/08/2021

These data/results cannot be reproduced, stored and/or transmitted in whole or in part by any manner of electronic, mechanical, photocopying, recording, broadcasting or otherwise now known or herein after developed without the previous express consent by the copyright owner, except for reproduction in daily press and regular printed publications on sale to the public within 60 days of the event related to those data/results and always provided that copyright symbol appears together as follows below.

© DORNA WSBK ORGANIZATION Srl 2021