

Autodrom Most 4.212 m

1 / 2

Tissot Czech Round, 6-8 August 2021

Results Tissot Superpole

No.	Rider	Nat	Team	Bike	Class	Time	Gap	Rel.	Laps	Speed	
										Avg	Max
1	1 J. REA	GBR	Kawasaki Racing Team WorldSBK	Kawasaki ZX-10RR		1'31.684			8	165,385	285,7
2	54 T. RAZGATLIOGLU	TUR	Pata Yamaha with BRIXX WorldSBK	Yamaha YZF R1		1'31.751	0.067	0.067	5	165,265	287,2
3	45 S. REDDING	GBR	Aruba.it Racing - Ducati	Ducati Panigale V4 R		1'32.158	0.474	0.407	5	164,535	291,1
4	66 T. SYKES	GBR	BMW Motorrad WorldSBK Team	BMW M 1000 RR		1'32.173	0.489	0.015	6	164,508	286,5
5	31 G. GERLOFF	USA	GRT Yamaha WorldSBK Team	Yamaha YZF R1	IND	1'32.238	0.554	0.065	5	164,392	287,2
6	55 A. LOCATELLI	ITA	Pata Yamaha with BRIXX WorldSBK	Yamaha YZF R1		1'32.335	0.651	0.097	6	164,219	288,8
7	91 L. HASLAM	GBR	Team HRC	Honda CBR1000 RR-R		1'32.352	0.668	0.017	7	164,189	288,8
8	21 M. RINALDI	ITA	Aruba.it Racing - Ducati	Ducati Panigale V4 R		1'32.530	0.846	0.178	7	163,873	295,1
9	22 A. LOWES	GBR	Kawasaki Racing Team WorldSBK	Kawasaki ZX-10RR		1'32.559	0.875	0.029	7	163,822	288,8
10	47 A. BASSANI	ITA	Motocorsa Racing	Ducati Panigale V4 R	IND	1'32.911	1.227	0.352	7	163,201	289,5
11	19 A. BAUTISTA	ESP	Team HRC	Honda CBR1000 RR-R		1'32.928	1.244	0.017	4	163,171	291,9
12	17 M. FRITZ	GER	IXS-YART Yamaha	Yamaha YZF R1	IND	1'33.164	1.480	0.236	6	162,758	282,0
13	98 K. HANIKA	CZE	IXS-YART Yamaha	Yamaha YZF R1	IND	1'33.249	1.565	0.085	3	162,610	283,5
14	52 A. DELBIANCO	ITA	MIE Racing Honda Racing	Honda CBR1000 RR-R	IND	1'33.434	1.750	0.185	5	162,288	285,0
15	53 T. RABAT	ESP	Barni Racing Team	Ducati Panigale V4 R	IND	1'33.470	1.786	0.036	8	162,225	288,8
16	7 C. DAVIES	GBR	Team GoEleven	Ducati Panigale V4 R	IND	1'33.607	1.923	0.137	7	161,988	288,8
17	60 M. VAN DER MARK	NED	BMW Motorrad WorldSBK Team	BMW M 1000 RR		1'33.994	2.310	0.387	6	161,321	288,8
18	3 K. NOZANE	JPN	GRT Yamaha WorldSBK Team	Yamaha YZF R1	IND	1'34.167	2.483	0.173	5	161,025	285,7
19	32 I. VINALES	ESP	Orelac Racing VerdNatura	Kawasaki ZX-10RR	IND	1'34.280	2.596	0.113	5	160,832	285,0
20	23 C. PONSSON	FRA	Gil Motor Sport-Yamaha	Yamaha YZF R1	IND	1'34.444	2.760	0.164	7	160,552	283,5
21	94 J. FOLGER	GER	Bonovo MGM Racing	BMW M 1000 RR	IND	1'34.499	2.815	0.055	5	160,459	288,8
22	84 L. CRESSON	BEL	OUTDO TPR Team Pedercini Racing	Kawasaki ZX-10RR	IND	1'35.936	4.252	1.437	6	158,055	280,5
23	14 J. URIBE	USA	OUTDO TPR Team Pedercini Racing	Kawasaki ZX-10RR	IND	1'36.118	4.434	0.182	6	157,756	277,6

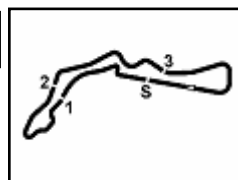
Qualifying Lap Time (107% of 1'31.684): 1'38.103

AIR	Humidity:	59%	Temp:	23°C
TRACK	Condition:	Dry	Temp:	33°C

07/08/2021 Start 11:10 End 11:32 The results are provisional until the end of the time limit for protests and appeals and the completion of the technical checks.

These data/results cannot be reproduced, stored and/or transmitted in whole or in part by any manner of electronic, mechanical, photocopying, recording, broadcasting or otherwise now known or herein after developed without the previous express consent by the copyright owner, except for reproduction in daily press and regular printed publications on sale to the public within 60 days of the event related to those data/results and always provided that copyright symbol appears together as follows below.

© DORNA WSBK ORGANIZATION Srl 2021


Tissot Czech Round, 6-8 August 2021
Results Tissot Superpole
Session Highlights

Local Time	No. Rider	Description
11.10.00		Start
11.13.03	17 M. FRITZ	Current Lap Cancelled - Exceeded Track Limits - Turn 1
11.13.26	22 A. LOWES	Current Lap Cancelled - Exceeded Track Limits - Turn 1
11.13.27	52 A. DELBIANCO	Current Lap Cancelled - Exceeded Track Limits - Turn 1
11.15.56	53 T. RABAT	Current Lap Cancelled - Exceeded Track Limits - Turn 1
11.19.19	7 C. DAVIES	Current Lap Cancelled - Exceeded Track Limits - Turn 1
11.22.09	22 A. LOWES	Current Lap Cancelled - Exceeded Track Limits - Turn 1
11.22.13	91 L. HASLAM	Current Lap Cancelled - Exceeded Track Limits - Turn 1
11.22.58	98 K. HANIKA	Crashed - Turn 16
11.23.14	55 A. LOCATELLI	Current Lap Cancelled - Exceeded Track Limits - Turn 1
11.23.43	14 J. URIBE	Current Lap Cancelled - Exceeded Track Limits - Turn 1
11.24.03	21 M. RINALDI	Current Lap Cancelled - Exceeded Track Limits - Turn 1
11.24.54	94 J. FOLGER	Current Lap Cancelled - Exceeded Track Limits - Turn 1
11.24.58	52 A. DELBIANCO	Current Lap Cancelled - Exceeded Track Limits - Turn 1
11.25.09	23 C. PONSSON	Current Lap Cancelled - Exceeded Track Limits - Turn 1
11.31.17	21 M. RINALDI	Lap Cancelled (1'48.601) - Art. 1.23.2 (Yellow Flag) - Turn 16
11.31.37	22 A. LOWES	Lap Cancelled (2'48.701) - Art. 1.23.2 (Yellow Flag) - Turn 16
11.31.54	66 T. SYKES	Lap Cancelled (1'52.250) - Art. 1.23.2 (Yellow Flag) - Turn 16
11.32.14	84 L. CRESSON	Lap Cancelled (1'35.330) - Art. 1.23.2 (Yellow Flag) - Turn 16
11.32.26	91 L. HASLAM	Lap Cancelled (2'43.927) - Art. 1.23.2 (Yellow Flag) - Turn 16
11.32.34		End Of Session

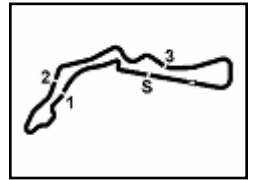
Fastest Laps Sequence

No.	Rider	Nat	Team	Bike	Local Time	Time	Gap	Avg
1	J. REA	GBR	Kawasaki Racing Team WorldSBK	Kawasaki ZX-10RR	11:13'11.668	1'32.594		163,760
54	T. RAZGATLIOGLU	TUR	Pata Yamaha with BRIXX WorldSBK	Yamaha YZF R1	11:14'25.229	1'32.349	-0.245	164,195
55	A. LOCATELLI	ITA	Pata Yamaha with BRIXX WorldSBK	Yamaha YZF R1	11:14'25.793	1'32.335	-0.014	164,219
45	S. REDDING	GBR	Aruba.it Racing - Ducati	Ducati Panigale V4 R	11:17'09.433	1'32.305	-0.030	164,273
1	J. REA	GBR	Kawasaki Racing Team WorldSBK	Kawasaki ZX-10RR	11:18'53.827	1'32.120	-0.185	164,603
54	T. RAZGATLIOGLU	TUR	Pata Yamaha with BRIXX WorldSBK	Yamaha YZF R1	11:23'05.097	1'31.751	-0.369	165,265
1	J. REA	GBR	Kawasaki Racing Team WorldSBK	Kawasaki ZX-10RR	11:24'46.578	1'31.684	-0.067	165,385

Start 07/08/2021 11:10 End 11:32 The results are provisional until the end of the time limit for protests and appeals and the completion of the technical checks.

These data/results cannot be reproduced, stored and/or transmitted in whole or in part by any manner of electronic, mechanical, photocopying, recording, broadcasting or otherwise now known or herein after developed without the previous express consent by the copyright owner, except for reproduction in daily press and regular printed publications on sale to the public within 60 days of the event related to those data/results and always provided that copyright symbol appears together as follows below.

© DORNA WSBK ORGANIZATION Srl 2021



Autodrom Most 4.212 m

Tissot Czech Round, 6-8 August 2021

Starting Grid - Race 1 (22 Laps x 4,212 km = 92,664 km)

1	1	1 REA J. Kawasaki 1'31.684	2	54 RAZGATLIOGLU T. Yamaha 1'31.751	3	45 REDDING S. Ducati 1'32.158
2	4	66 SYKES T. BMW 1'32.173	5	31 GERLOFF G. Yamaha 1'32.238	6	55 LOCATELLI A. Yamaha 1'32.335
3	7	91 HASLAM L. Honda 1'32.352	8	21 RINALDI M. Ducati 1'32.530	9	22 LOWES A. Kawasaki 1'32.559
4	10	47 BASSANI A. Ducati 1'32.911	11	19 BAUTISTA A. Honda 1'32.928	12	17 FRITZ M. Yamaha 1'33.164
5	13	98 HANIKA K. Yamaha 1'33.249	14	52 DELBIANCO A. Honda 1'33.434	15	53 RABAT T. Ducati 1'33.470
6	16	7 DAVIES C. Ducati 1'33.607	17	60 VAN DER MARK M. BMW 1'33.994	18	3 NOZANE K. Yamaha 1'34.167
7	19	32 VINALES I. Kawasaki 1'34.280	20	23 PONSSON C. Yamaha 1'34.444	21	94 FOLGER J. BMW 1'34.499
8	22	84 CRESSON L. Kawasaki 1'35.936	23	14 URIBE J. Kawasaki 1'36.118		

07/08/2021 The Race Director

These data/results cannot be reproduced, stored and/or transmitted in whole or in part by any manner of electronic, mechanical, photocopying, recording, broadcasting or otherwise now known or herein after developed without the previous express consent by the copyright owner, except for reproduction in daily press and regular printed publications on sale to the public within 60 days of the event related to those data/results and always provided that copyright symbol appears together as follows below. © DORNA WSBK ORGANIZATION Srl 2021

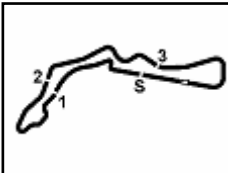
FIAT PERUGIA TIMING



Official Tyre Supplier



Official Timekeeper



Autodrom Most 4.212 m

Tissot Czech Round, 6-8 August 2021 Best Sectors & Speed Tissot Superpole

BEST LAP		
1	1 J. REA	Kawasaki ZX-10RR 1'31.684
2	54 T. RAZGATLIOGLU	Yamaha YZF R1 1'31.751
3	45 S. REDDING	Ducati Panigale V4 R 1'32.158
4	66 T. SYKES	BMW M 1000 RR 1'32.173
5	31 G. GERLOFF	Yamaha YZF R1 1'32.238
6	55 A. LOCATELLI	Yamaha YZF R1 1'32.335
7	91 L. HASLAM	Honda CBR1000 RR-R 1'32.352
8	21 M. RINALDI	Ducati Panigale V4 R 1'32.530
9	22 A. LOWES	Kawasaki ZX-10RR 1'32.559
10	47 A. BASSANI	Ducati Panigale V4 R 1'32.911
11	19 A. BAUTISTA	Honda CBR1000 RR-R 1'32.928
12	17 M. FRITZ	Yamaha YZF R1 1'33.164
13	98 K. HANIKA	Yamaha YZF R1 1'33.249
14	52 A. DELBIANCO	Honda CBR1000 RR-R 1'33.434
15	53 T. RABAT	Ducati Panigale V4 R 1'33.470
16	7 C. DAVIES	Ducati Panigale V4 R 1'33.607
17	60 M. VAN DER MARK	BMW M 1000 RR 1'33.994
18	3 K. NOZANE	Yamaha YZF R1 1'34.167
19	32 I. VINALES	Kawasaki ZX-10RR 1'34.280
20	23 C. PONSSON	Yamaha YZF R1 1'34.444
21	94 J. FOLGER	BMW M 1000 RR 1'34.499
22	84 L. CRESSON	Kawasaki ZX-10RR 1'35.936
23	14 J. URIBE	Kawasaki ZX-10RR 1'36.118

SPEED		
1	21 M. RINALDI	Ducati Panigale V4 R 295,1
2	19 A. BAUTISTA	Honda CBR1000 RR-R 291,9
3	45 S. REDDING	Ducati Panigale V4 R 291,1
4	47 A. BASSANI	Ducati Panigale V4 R 289,5
5	91 L. HASLAM	Honda CBR1000 RR-R 288,8
6	22 A. LOWES	Kawasaki ZX-10RR 288,8
7	53 T. RABAT	Ducati Panigale V4 R 288,8
8	60 M. VAN DER MARK	BMW M 1000 RR 288,8
9	94 J. FOLGER	BMW M 1000 RR 288,8
10	55 A. LOCATELLI	Yamaha YZF R1 288,8
11	7 C. DAVIES	Ducati Panigale V4 R 288,8
12	54 T. RAZGATLIOGLU	Yamaha YZF R1 287,2
13	31 G. GERLOFF	Yamaha YZF R1 287,2
14	66 T. SYKES	BMW M 1000 RR 286,5
15	3 K. NOZANE	Yamaha YZF R1 285,7
16	1 J. REA	Kawasaki ZX-10RR 285,7
17	32 I. VINALES	Kawasaki ZX-10RR 285,0
18	52 A. DELBIANCO	Honda CBR1000 RR-R 285,0
19	98 K. HANIKA	Yamaha YZF R1 283,5
20	23 C. PONSSON	Yamaha YZF R1 283,5
21	17 M. FRITZ	Yamaha YZF R1 282,0
22	84 L. CRESSON	Kawasaki ZX-10RR 280,5
23	14 J. URIBE	Kawasaki ZX-10RR 277,6

SEG. 1		
1	45 S. REDDING	22.231
2	1 J. REA	22.359
3	31 G. GERLOFF	22.363
4	55 A. LOCATELLI	22.389
5	54 T. RAZGATLIOGLU	22.420
6	60 M. VAN DER MARK	22.463
7	91 L. HASLAM	22.527
8	66 T. SYKES	22.549
9	7 C. DAVIES	22.556
10	22 A. LOWES	22.558
11	53 T. RABAT	22.632
12	21 M. RINALDI	22.637
13	98 K. HANIKA	22.725
14	19 A. BAUTISTA	22.764
15	47 A. BASSANI	22.800
16	17 M. FRITZ	22.829
17	52 A. DELBIANCO	22.860
18	3 K. NOZANE	22.882
19	94 J. FOLGER	22.888
20	32 I. VINALES	22.964
21	23 C. PONSSON	23.113
22	84 L. CRESSON	23.186
23	14 J. URIBE	23.318

SEG. 2		
1	66 T. SYKES	22.663
2	45 S. REDDING	22.712
3	54 T. RAZGATLIOGLU	22.731
4	31 G. GERLOFF	22.750
5	1 J. REA	22.778
6	55 A. LOCATELLI	22.838
7	22 A. LOWES	22.884
8	21 M. RINALDI	22.903
9	98 K. HANIKA	22.927
10	91 L. HASLAM	22.989
11	47 A. BASSANI	23.051
12	17 M. FRITZ	23.077
13	19 A. BAUTISTA	23.109
14	52 A. DELBIANCO	23.160
15	53 T. RABAT	23.282
16	3 K. NOZANE	23.294
17	60 M. VAN DER MARK	23.359
18	7 C. DAVIES	23.367
19	23 C. PONSSON	23.483
20	94 J. FOLGER	23.522
21	32 I. VINALES	23.523
22	14 J. URIBE	23.627
23	84 L. CRESSON	23.645

SEG. 3		
1	54 T. RAZGATLIOGLU	23.957
2	91 L. HASLAM	24.014
3	31 G. GERLOFF	24.054
4	1 J. REA	24.058
5	45 S. REDDING	24.071
6	47 A. BASSANI	24.108
7	19 A. BAUTISTA	24.179
8	17 M. FRITZ	24.189
9	22 A. LOWES	24.189
10	21 M. RINALDI	24.202
11	66 T. SYKES	24.203
12	98 K. HANIKA	24.235
13	55 A. LOCATELLI	24.262
14	52 A. DELBIANCO	24.378
15	53 T. RABAT	24.492
16	32 I. VINALES	24.499
17	7 C. DAVIES	24.585
18	3 K. NOZANE	24.594
19	94 J. FOLGER	24.707
20	60 M. VAN DER MARK	24.708
21	23 C. PONSSON	24.784
22	84 L. CRESSON	24.972
23	14 J. URIBE	25.293

SEG. 4		
1	1 J. REA	22.464
2	91 L. HASLAM	22.552
3	54 T. RAZGATLIOGLU	22.609
4	55 A. LOCATELLI	22.655
5	45 S. REDDING	22.659
6	22 A. LOWES	22.720
7	66 T. SYKES	22.740
8	19 A. BAUTISTA	22.756
9	21 M. RINALDI	22.788
10	47 A. BASSANI	22.815
11	17 M. FRITZ	22.869
12	60 M. VAN DER MARK	22.932
13	31 G. GERLOFF	22.947
14	23 C. PONSSON	22.950
15	53 T. RABAT	22.962
16	98 K. HANIKA	22.983
17	3 K. NOZANE	22.987
18	32 I. VINALES	23.009
19	52 A. DELBIANCO	23.036
20	7 C. DAVIES	23.093
21	94 J. FOLGER	23.149
22	84 L. CRESSON	23.165
23	14 J. URIBE	23.659

07/08/2021

These data/results cannot be reproduced, stored and/or transmitted in whole or in part by any manner of electronic, mechanical, photocopying, recording, broadcasting or otherwise now known or herein after developed without the previous express consent by the copyright owner, except for reproduction in daily press and regular printed publications on sale to the public within 60 days of the event related to those data/results and always provided that copyright symbol appears together as follows below.

© DORNA WSBK ORGANIZATION Srl 2021

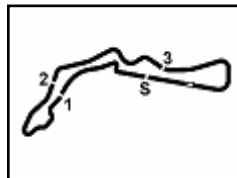
FICR PERUGIA TIMING



Official Tyre Supplier



Official Timekeeper



Autodrom Most 4.212 m

Tissot Czech Round, 6-8 August 2021

Ideal Times Tissot Superpole

No.	Rider	Nat	Bike	Seg. 1	Seg. 2	Seg. 3	Seg. 4	Ideal Time		
				Diff. 1	Diff. 2	Diff. 3	Diff. 4	Best Lap	Pos.	Diff.
1	1 J. REA	GBR	Kawasaki ZX-10RR	22.359	22.778 +0.025	24.058	22.464	1'31.659 1'31.684	1	0.025
2	45 S. REDDING	GBR	Ducati Panigale V4 R	22.231	22.712 +0.150	24.071	22.659 +0.335	1'31.673 1'32.158	3	0.485
3	54 T. RAZGATLIOGLU	TUR	Yamaha YZF R1	22.420	22.731	23.957	22.609 +0.034	1'31.717 1'31.751	2	0.034
4	91 L. HASLAM	GBR	Honda CBR1000 RR-R	22.527 +0.026	22.989 +0.054	24.014 +0.190	22.552	1'32.082 1'32.352	7	0.270
5	31 G. GERLOFF	USA	Yamaha YZF R1	22.363 +0.045	22.750	24.054	22.947 +0.079	1'32.114 1'32.238	5	0.124
6	55 A. LOCATELLI	ITA	Yamaha YZF R1	22.389 +0.191	22.838	24.262	22.655	1'32.144 1'32.335	6	0.191
7	66 T. SYKES	GBR	BMW M 1000 RR	22.549	22.663	24.203	22.740 +0.018	1'32.155 1'32.173	4	0.018
8	22 A. LOWES	GBR	Kawasaki ZX-10RR	22.558	22.884	24.189 +0.104	22.720 +0.104	1'32.351 1'32.559	9	0.208
9	21 M. RINALDI	ITA	Ducati Panigale V4 R	22.637	22.903	24.202	22.788	1'32.530 1'32.530	8	
10	47 A. BASSANI	ITA	Ducati Panigale V4 R	22.800 +0.137	23.051	24.108	22.815	1'32.774 1'32.911	10	0.137
11	19 A. BAUTISTA	ESP	Honda CBR1000 RR-R	22.764	23.109 +0.120	24.179	22.756	1'32.808 1'32.928	11	0.120
12	98 K. HANIKA	CZE	Yamaha YZF R1	22.725 +0.151	22.927 +0.228	24.235	22.983	1'32.870 1'33.249	13	0.379
13	17 M. FRITZ	GER	Yamaha YZF R1	22.829 +0.200	23.077	24.189	22.869	1'32.964 1'33.164	12	0.200
14	53 T. RABAT	ESP	Ducati Panigale V4 R	22.632	23.282 +0.102	24.492	22.962	1'33.368 1'33.470	15	0.102
15	52 A. DELBIANCO	ITA	Honda CBR1000 RR-R	22.860	23.160	24.378	23.036	1'33.434 1'33.434	14	
16	60 M. VAN DER MARK	NED	BMW M 1000 RR	22.463 +0.191	23.359 +0.215	24.708 +0.126	22.932	1'33.462 1'33.994	17	0.532
17	7 C. DAVIES	GBR	Ducati Panigale V4 R	22.556	23.367 +0.006	24.585	23.093	1'33.601 1'33.607	16	0.006
18	3 K. NOZANE	JPN	Yamaha YZF R1	22.882 +0.220	23.294 +0.190	24.594	22.987	1'33.757 1'34.167	18	0.410
19	32 I. VINALES	ESP	Kawasaki ZX-10RR	22.964 +0.170	23.523	24.499	23.009 +0.115	1'33.995 1'34.280	19	0.285
20	94 J. FOLGER	GER	BMW M 1000 RR	22.888 +0.194	23.522	24.707	23.149 +0.039	1'34.266 1'34.499	21	0.233
21	23 C. PONSSON	FRA	Yamaha YZF R1	23.113 +0.114	23.483	24.784	22.950	1'34.330 1'34.444	20	0.114
22	84 L. CRESSON	BEL	Kawasaki ZX-10RR	23.186 +0.024	23.645 +0.733	24.972	23.165 +0.211	1'34.968 1'35.936	22	0.968
23	14 J. URIBE	USA	Kawasaki ZX-10RR	23.318	23.627	25.293 +0.018	23.659 +0.203	1'35.897 1'36.118	23	0.221
Overall Ideal Time				22.231	22.663	23.957	22.464	1'31.315		

07/08/2021

These data/results cannot be reproduced, stored and/or transmitted in whole or in part by any manner of electronic, mechanical, photocopying, recording, broadcasting or otherwise now known or herein after developed without the previous express consent by the copyright owner, except for reproduction in daily press and regular printed publications on sale to the public within 60 days of the event related to those data/results and always provided that copyright symbol appears together as follows below.

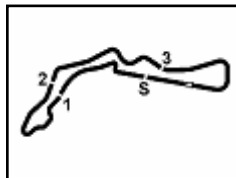
© DORNA WSBK ORGANIZATION Srl 2021

PIRELLI PERUGIA TIMING


Official Tyre Supplier



Official Timekeeper



Autodrom Most 4.212 m

1 / 2

1° 1 J. REA (1'31.684)							
Lap	Seg.1	Seg.2	Seg.3	Seg.4	Lap Time	km/h	Local Time
1		23.885	24.651	23.150			11:11'39.074
2	22.577	23.112	24.203	22.702	1'32.594	283,5	11:13'11.668
3	22.937	23.446	24.702	34.988	1'46.073P	284,2	11:14'57.741
4	1'10.645	24.763	25.445	23.113	2'23.966P		11:17'21.707
5	22.459	22.778	24.187	22.696	1'32.120	284,2	11:18'53.827
6	23.237	24.107	25.107	36.010	1'48.461P	282,7	11:20'42.288
7	1'17.750	25.090	26.358	23.408	2'32.606P		11:23'14.894
8	22.359	22.803	24.058	22.464	1'31.684	285,7	11:24'46.578
9	27.976	25.926	26.533	25.611	1'46.046	285,7	11:26'32.624

2° 54 T. RAZGATLIOGLU (1'31.751)							
Lap	Seg.1	Seg.2	Seg.3	Seg.4	Lap Time	km/h	Local Time
1		26.684	27.390	24.662			11:12'52.880
2	22.572	22.891	24.277	22.609	1'32.349	283,5	11:14'25.229
3	24.947	23.966	24.884	37.534	1'51.331P	286,5	11:16'16.560
4	3'54.515	28.516	29.084	24.671	5'16.786P		11:21'33.346
5	22.420	22.731	23.957	22.643	1'31.751	285,0	11:23'05.097
6	30.180	27.120	25.505	24.720	1'47.525	287,2	11:24'52.622

3° 45 S. REDDING (1'32.158)							
Lap	Seg.1	Seg.2	Seg.3	Seg.4	Lap Time	km/h	Local Time
1		27.214	27.117	24.294			11:15'37.128
2	22.574	22.897	24.175	22.659	1'32.305	288,8	11:17'09.433
3	22.572	23.138	25.614	35.396	1'46.720P	290,3	11:18'56.153
4	2'17.310	26.618	26.300	24.020	3'34.248P		11:22'30.401
5	22.415	22.712	24.079	24.312	1'33.518	289,5	11:24'03.919
6	22.231	22.862	24.071	22.994	1'32.158	291,1	11:25'36.077

4° 66 T. SYKES (1'32.173)							
Lap	Seg.1	Seg.2	Seg.3	Seg.4	Lap Time	km/h	Local Time
1		25.758	25.671	22.835			11:12'31.210
2	22.561	22.973	24.471	22.740	1'32.745	286,5	11:14'03.955
3	23.437	23.975	25.487	38.526	1'51.425P	285,7	11:15'55.380
4	3'28.421	25.067	25.928	23.339	4'42.655P		11:20'38.035
5	22.549	22.663	24.203	22.758	1'32.173	282,0	11:22'10.208
6	24.855	25.232	25.544	36.619	1'52.250CP	285,0	11:24'02.458
7	1'28.229	26.565	27.807	24.408	2'47.009P		11:26'49.467

5° 31 G. GERLOFF (1'32.238)							
Lap	Seg.1	Seg.2	Seg.3	Seg.4	Lap Time	km/h	Local Time
1		30.151	26.659	24.100			11:12'00.523
2	22.557	23.037	24.142	22.947	1'32.683	284,2	11:13'33.206
3	24.010	23.755	24.967	39.685	1'52.417P	284,2	11:15'25.623
4	5'07.440	30.815	30.410	23.340	6'32.005P		11:21'57.628
5	22.408	22.750	24.054	23.026	1'32.238	287,2	11:23'29.866
6	22.363	22.963	24.072	23.210	1'32.608	285,0	11:25'02.474

6° 55 A. LOCATELLI (1'32.335)							
Lap	Seg.1	Seg.2	Seg.3	Seg.4	Lap Time	km/h	Local Time
1		26.939	27.333	24.348			11:12'53.458
2	22.580	22.838	24.262	22.655	1'32.335	288,0	11:14'25.793
3	23.863	23.843	25.442	37.280	1'50.428P	288,8	11:16'16.221
4	3'57.199	27.757	27.575	23.154	5'15.685P		11:21'31.906
5	22.389	22.867	24.354	22.739	1'32.349	284,2	11:23'04.255
6	29.976	29.231	26.122	23.716	1'49.045C	285,0	11:24'53.300
7	24.562	25.314	25.802	24.633	1'40.311	282,7	11:26'33.611

7° 91 L. HASLAM (1'32.352)							
Lap	Seg.1	Seg.2	Seg.3	Seg.4	Lap Time	km/h	Local Time
1							

1		24.686	24.930	23.029			11:11'40.839
2	22.778	23.509	24.514	22.897	1'33.698	288,0	11:13'14.537
3	23.034	23.401	24.972	39.381	1'50.788P	286,5	11:15'05.325
4	1'20.354	25.145	26.380	26.720	2'38.599P		11:17'43.924
5	22.553	23.043	24.204	22.552	1'32.352	288,8	11:19'16.276
6	24.079	24.466	25.620	38.896	1'53.061P	288,0	11:21'09.337
7	1'24.724	29.890	25.730	23.583	2'43.927CP		11:23'53.264
8	22.527	22.989	24.014	23.390	1'32.920	288,0	11:25'26.184

8° 21 M. RINALDI (1'32.530)							
Lap	Seg.1	Seg.2	Seg.3	Seg.4	Lap Time	km/h	Local Time
1		24.732	25.804	23.550			11:11'43.706
2	22.728	26.544	25.644	37.642	1'52.558P	295,1	11:13'36.264
3	1'06.125	24.223	24.669	23.006	2'18.023P		11:15'54.287
4	22.637	22.903	24.202	22.788	1'32.530	290,3	11:17'26.817
5	24.028	24.589	26.061	38.946	1'53.624P	291,1	11:19'20.441
6	1'32.939	24.309	25.164	22.867	2'45.279P		11:22'05.720
7	30.641	28.825	25.455	23.680	1'48.601C	290,3	11:23'54.321
8	26.110	25.389	25.863	41.018	1'58.380CP	294,3	11:25'52.701

9° 22 A. LOWES (1'32.559)							
Lap	Seg.1	Seg.2	Seg.3	Seg.4	Lap Time	km/h	Local Time
1		24.369	26.098	23.243			11:11'43.122
2	22.652	23.016	24.759	22.982	1'33.409	288,8	11:13'16.531
3	26.913	23.884	24.586	38.723	1'54.106CP	279,1	11:15'10.637
4	1'11.137	24.516	25.147	23.193	2'23.993P		11:17'34.630
5	22.748	23.011	24.189	22.720	1'32.668	285,7	11:19'07.298
6	26.318	24.309	25.339	40.419	1'56.385P	285,7	11:21'03.683
7	1'29.045	31.149	25.465	23.042	2'48.701CP		11:23'52.384
8	22.558	22.884	24.293	22.824	1'32.559	285,7	11:25'24.943

10° 47 A. BASSANI (1'32.911)							
Lap	Seg.1	Seg.2	Seg.3	Seg.4	Lap Time	km/h	Local Time
1		25.111	25.350	23.349			11:11'51.136
2	23.106	23.430	24.585	22.825	1'33.946	287,2	11:13'25.082
3	23.714	23.657	25.800	35.998	1'49.169P	289,5	11:15'14.251
4	1'14.199	24.912	25.531	23.022	2'27.664P		11:17'41.915
5	22.937	23.051	24.108	22.815	1'32.911	287,2	11:19'14.826
6	24.174	24.887	25.910	36.447	1'51.418P	288,0	11:21'06.244
7	1'18.623	25.036	25.377	23.216	2'32.252P		11:23'38.496
8	22.800	23.157	24.201	22.891	1'33.049	289,5	11:25'11.545

11° 19 A. BAUTISTA (1'32.928)							
Lap	Seg.1	Seg.2	Seg.3	Seg.4	Lap Time	km/h	Local Time
1		27.011	25.819	23.194			11:11'56.783
2	22.764	23.229	24.179	22.756	1'32.928	291,9	11:13'29.711
3	27.590	24.958	25.525	39.311	1'57.384P	288,0	11:15'27.095
4	7'45.156	24.340	25.092	23.346	8'57.934P		11:24'25.029
5	22.991	23.109	24.520	23.235	1'33.855	289,5	11:25'58.884

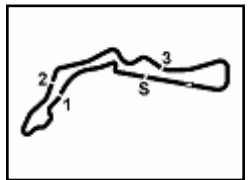
12° 17 M. FRITZ (1'33.164)							
Lap	Seg.1	Seg.2	Seg.3	Seg.4	Lap Time	km/h	Local Time
1		29.465	28.011	24.275			11:12'53.690
2	27.539	25.835	26.836	24.306	1'44.516C	282,0	11:14'38.206
3	23.029	23.077	24.189	22.869	1'33.164	276,2	11:16'11.370
4	23.871	24.304	25.018	35.899	1'49.092P	277,6	11:18'00.462
5	2'30.943	26.337	26.138	24.193	3'47.611P		11:21'48.073
6	26.365	28.444	28.946	24.409	1'48.164	274,1	11:23'36.237
7	22.829	27.450	24.836	23.093	1'38.208	276,9	11:25'14.445

13° 98 K. HANIKA (1'33.249)							
Lap	Seg.1	Seg.2	Seg.3	Seg.4	Lap Time	km/h	Local Time
1							

07/08/2021 P = Pits In/Out - C = Lap Time Cancelled

These data/results cannot be reproduced, stored and/or transmitted in whole or in part by any manner of electronic, mechanical, photocopying, recording, broadcasting or otherwise now known or herein after developed without the previous express consent by the copyright owner, except for reproduction in daily press and regular printed publications on sale to the public within 60 days of the event related to those data/results and always provided that copyright symbol appears together as follows below.

© DORNA WSBK ORGANIZATION Srl 2021



Tissot Czech Round, 6-8 August 2021 Chronological Analysis Tissot Superpole

Autodrom Most 4.212 m

2 / 2

1		27.228	29.232	24.299			11:12'53.913	5	23.042	30.990	27.643	24.521	1'46.196	279,8	11:23'36.544
2	22.876	23.155	24.235	22.983	1'33.249	283,5	11:14'27.162	6	22.964	23.856	24.811	23.363	1'34.994	284,2	11:25'11.538
3	23.642	25.299	25.606	35.342	1'49.889P	279,1	11:16'17.051								
4	3'57.496	26.898	27.915	24.388	5'16.697P		11:21'33.748								

14° 52 A. DELBIANCO (1'33.434)							
Lap	Seg.1	Seg.2	Seg.3	Seg.4	Lap Time	km/h	Local Time
1		24.751	26.205	23.369			11:11'43.367
2	23.028	23.577	24.425	23.097	1'34.127	283,5	11:13'17.494
3	27.332	29.011	28.716	41.053	2'06.112CP	277,6	11:15'23.606
4	6'36.993	25.017	26.189	23.484	7'51.683P		11:23'15.289
5	22.860	23.160	24.378	23.036	1'33.434	273,4	11:24'48.723
6	26.652	25.550	25.888	26.108	1'44.198C	285,0	11:26'32.921

20° 23 C. PONSSON (1'34.444)							
Lap	Seg.1	Seg.2	Seg.3	Seg.4	Lap Time	km/h	Local Time
1		25.302	26.124	23.849			11:11'47.429
2	23.236	24.020	25.161	23.278	1'35.695	282,7	11:13'23.124
3	23.169	24.087	25.218	24.056	1'36.530	283,5	11:14'59.654
4	26.245	27.964	29.038	37.354	2'00.601P	269,3	11:17'00.255
5	3'04.778	29.258	33.315	26.681	4'34.032P		11:21'34.287
6	23.227	23.483	24.784	22.950	1'34.444	282,0	11:23'08.731
7	23.113	32.234	27.976	25.807	1'49.130	282,7	11:24'57.861
8	28.429	27.612	28.414	25.610	1'50.065C	235,3	11:26'47.926

15° 53 T. RABAT (1'33.470)							
Lap	Seg.1	Seg.2	Seg.3	Seg.4	Lap Time	km/h	Local Time
1		24.781	25.147	23.198			11:11'41.719
2	22.846	23.921	24.685	23.110	1'34.562	287,2	11:13'16.281
3	23.805	23.943	24.924	38.944	1'51.616P	288,8	11:15'07.897
4	1'03.119	23.968	24.595	22.954	2'14.636CP		11:17'22.533
5	22.839	23.282	24.614	23.159	1'33.894	288,8	11:18'56.427
6	23.106	24.127	25.340	34.325	1'46.898P	285,7	11:20'43.325
7	1'17.030	25.032	26.310	23.435	2'31.807P		11:23'15.132
8	22.632	23.384	24.492	22.962	1'33.470	287,2	11:24'48.602
9	26.561	29.139	27.142	25.931	1'48.773	288,0	11:26'37.375

21° 94 J. FOLGER (1'34.499)							
Lap	Seg.1	Seg.2	Seg.3	Seg.4	Lap Time	km/h	Local Time
1		25.944	25.788	23.960			11:11'49.251
2	22.888	23.722	24.872	23.149	1'34.631	285,7	11:13'23.882
3	23.084	23.727	28.112	37.000	1'51.923P	288,8	11:15'15.805
4	6'31.036	26.044	34.410	23.404	7'54.894P		11:23'10.699
5	23.082	23.522	24.707	23.188	1'34.499	285,7	11:24'45.198
6	31.501	26.702	28.239	42.090	2'08.532CP	283,5	11:26'53.730

22° 84 L. CRESSON (1'35.936)							
Lap	Seg.1	Seg.2	Seg.3	Seg.4	Lap Time	km/h	Local Time
1		24.869	26.025	23.764			11:11'44.110
2	23.210	24.378	24.972	23.376	1'35.936	280,5	11:13'20.046
3	23.661	24.055	25.182	24.098	1'36.996	279,1	11:14'57.042
4	23.896	25.392	26.904	36.636	1'52.828P	274,8	11:16'49.870
5	4'03.821	24.347	25.270	23.165	5'16.603P		11:22'06.473
6	23.186	23.645	25.137	23.362	1'35.330C	279,1	11:23'41.803
7	23.294	24.053	25.503	24.376	1'37.226	279,1	11:25'19.029

16° 7 C. DAVIES (1'33.607)							
Lap	Seg.1	Seg.2	Seg.3	Seg.4	Lap Time	km/h	Local Time
1		26.162	25.656	23.569			11:12'32.570
2	22.854	23.814	24.654	23.199	1'34.521	288,0	11:14'07.091
3	22.707	23.367	24.726	23.152	1'33.952	288,0	11:15'41.043
4	23.336	24.224	25.199	35.954	1'48.713P	288,8	11:17'29.756
5	2'04.423	25.584	25.547	23.885	3'19.439CP		11:20'49.195
6	22.556	23.373	24.585	23.093	1'33.607	285,0	11:22'22.802
7	26.792	27.241	27.105	24.712	1'45.850	287,2	11:24'08.652
8	26.107	26.315	26.405	27.188	1'46.015	264,1	11:25'54.667

23° 14 J. URIBE (1'36.118)							
Lap	Seg.1	Seg.2	Seg.3	Seg.4	Lap Time	km/h	Local Time
1		26.031	26.765	24.445			11:11'51.575
2	23.786	24.166	25.477	23.756	1'37.185	275,5	11:13'28.760
3	23.502	23.951	25.293	23.659	1'36.405	277,6	11:15'05.165
4	23.453	25.534	26.256	38.694	1'53.937P	274,8	11:16'59.102
5	3'43.138	25.504	25.989	23.770	4'58.401P		11:21'57.503
6	23.318	23.627	25.311	23.862	1'36.118	272,7	11:23'33.621
7	32.353	25.559	25.983	24.139	1'48.034C	275,5	11:25'21.655

17° 60 M. VAN DER MARK (1'33.994)							
Lap	Seg.1	Seg.2	Seg.3	Seg.4	Lap Time	km/h	Local Time
1		25.362	25.734	23.461			11:11'42.371
2	22.654	23.574	24.834	22.932	1'33.994	285,7	11:13'16.365
3	22.665	23.359	24.830	23.512	1'34.366	288,8	11:14'50.731
4	23.259	25.286	26.021	36.915	1'51.481P	279,8	11:16'42.212
5	3'52.361	25.535	25.528	23.544	5'06.968P		11:21'49.180
6	22.757	29.501	31.269	24.676	1'48.203	285,0	11:23'37.383
7	22.463	23.515	24.708	23.395	1'34.081	287,2	11:25'11.464

18° 3 K. NOZANE (1'34.167)							
Lap	Seg.1	Seg.2	Seg.3	Seg.4	Lap Time	km/h	Local Time
1		25.822	26.609	23.997			11:11'53.959
2	23.102	23.484	24.594	22.987	1'34.167	283,5	11:13'28.126
3	22.941	23.779	25.403	42.850	1'54.973P	285,7	11:15'23.099
4	5'00.036	33.957	27.119	24.034	6'25.146P		11:21'48.245
5	23.206	23.322	27.119	28.901	1'42.548	282,7	11:23'30.793
6	22.882	23.294	24.644	23.357	1'34.177	283,5	11:25'04.970

19° 32 I. VINALES (1'34.280)							
Lap	Seg.1	Seg.2	Seg.3	Seg.4	Lap Time	km/h	Local Time
1		24.475	25.478	29.278			11:11'49.732
2	23.134	23.523	24.499	23.124	1'34.280	282,7	11:13'24.012
3	23.324	23.612	30.239	42.867	2'00.042P	285,0	11:15'24.054
4	5'14.277	23.975	25.033	23.009	6'26.294P		11:21'50.348

07/08/2021 P = Pits In/Out - C = Lap Time Cancelled

These data/results cannot be reproduced, stored and/or transmitted in whole or in part by any manner of electronic, mechanical, photocopying, recording, broadcasting or otherwise now known or herein after developed without the previous express consent by the copyright owner, except for reproduction in daily press and regular printed publications on sale to the public within 60 days of the event related to those data/results and always provided that copyright symbol appears together as follows below.

© DORNA WSBK ORGANIZATION Srl 2021

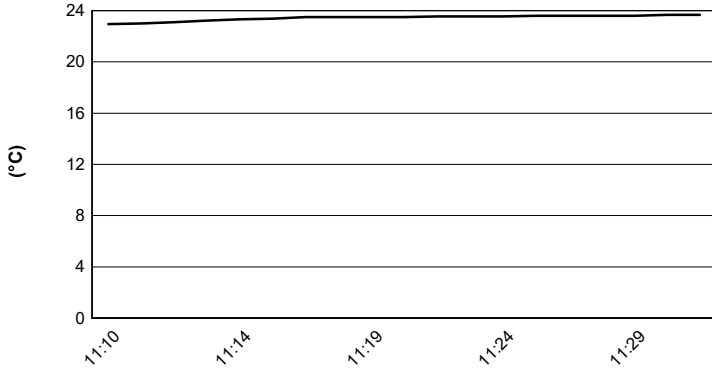
Tissot Czech Round, 6-8 August 2021

Weather Report Tissot Superpole

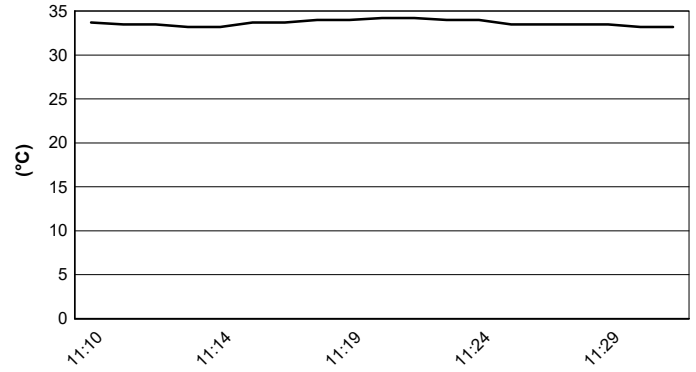
Session started 11:10 - Session ended 11:32

Autodrom Most 4.212 m


Air Temperature



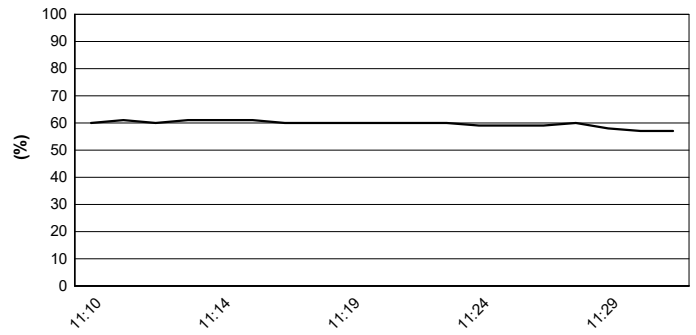
Track Temperature



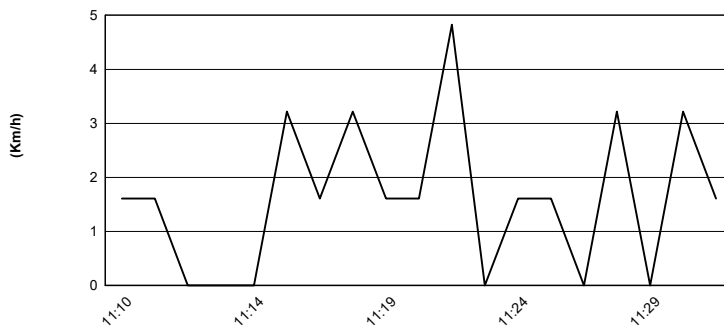
Air Pressure



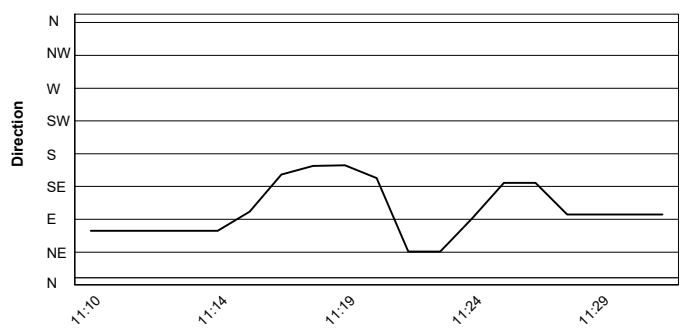
Humidity



Wind Speed



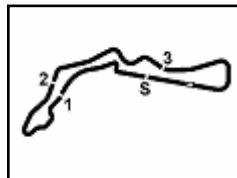
Wind Direction



07/08/2021

These data/results cannot be reproduced, stored and/or transmitted in whole or in part by any manner of electronic, mechanical, photocopying, recording, broadcasting or otherwise now known or herein after developed without the previous express consent by the copyright owner, except for reproduction in daily press and regular printed publications on sale to the public within 60 days of the event related to those data/results and always provided that copyright symbol appears together as follows below.

© DORNA WSBK ORGANIZATION Srl 2021



Autodrom Most 4.212 m

Tissot Czech Round, 6-8 August 2021

Tissot Superpole Ranking

	2018	2019	2020	2021
01 Aragon	Melandri (Ita) Duc 1'49.543 (166,8 Km/h)	Bautista (Esp) Duc 1'49.049 (167,6 Km/h)	Rea (Gbr) Kaw 1'48.767 (168,0 Km/h)	Rea (Gbr) Kaw 1'48.458 (168,5 Km/h)
02 Estoril			Razgatioglu (Tur) Yam 1'36.154 (156,6 Km/h)	Rea (Gbr) Kaw 1'35.876 (157,0 Km/h)
03 Misano	Sykes (Gbr) Kaw 1'33.640 (156,1 Km/h)	Rea (Gbr) Kaw 1'34.596 (154,5 Km/h)		Rea (Gbr) Kaw 1'33.416 (156,5 Km/h)
04 Donington	Sykes (Gbr) Kaw 1'26.663 (0,0 Km/h)	Sykes (Gbr) Bmw 1'27.619 (0,0 Km/h)		Rea (Gbr) Kaw 1'40.101 (0,0 Km/h)
05 Assen	Lowes (Gbr) Yam 1'34.066 (173,8 Km/h)	Bautista (Esp) Duc 1'34.740 (172,6 Km/h)		Rea (Gbr) Kaw 1'33.842 (174,2 Km/h)
06 Most				Rea (Gbr) Kaw 1'31.684 (0,0 Km/h)
07 Navarra				
08 Magny-Cours	Sykes (Gbr) Kaw 1'35.696 (158,9 Km/h)	Rea (Gbr) Kaw 1'53.955 (133,5 Km/h)	Lavery (Irl) Bmw 1'48.644 (140,0 Km/h)	
09 Barcelona			Rea (Gbr) Kaw 1'41.619 (163,9 Km/h)	
10 Jerez		Rea (Gbr) Kaw 1'38.247 (162,1 Km/h)	Redding (Gbr) Duc 1'38.736 (161,3 Km/h)	
11 Portimao	Lavery (Irl) Apr 1'40.705 (164,2 Km/h)	Rea (Gbr) Kaw 1'40.372 (164,7 Km/h)	Rea (Gbr) Kaw 1'40.676 (164,2 Km/h)	
12 Villicum	Melandri (Ita) Duc 1'39.012 (155,5 Km/h)	Bautista (Esp) Duc 1'40.771 (152,8 Km/h)		
13 Mandalika				

2021

6 J. Rea

ALL TIMES

50 T. Sykes	6 J. Kocinski	2 A. Gobert	1 T. Kipp
43 T. Corser	5 M. Biaggi	2 M. Lucchinelli	1 L. Lanzi
33 J. Rea	5 D. Giugliano	2 B. Monti	1 A. Lowes
26 T. Bayliss	4 A. Bautista	2 Y. Nagai	1 M. Mladin
21 C. Fogarty	4 S. Guintoli	2 M. Neukirchner	1 F. Nieto
17 D. Polen	4 E. Laverty	2 D. Tardozzi	1 T. Razgatioglu
16 N. Hodgson	4 M. Melandri	2 A. Yanagawa	1 S. Redding
15 C. Edwards	4 F. Merkel	1 A. Badovini	1 J. Reynolds
11 B. Spies	4 J. Toseland	1 R. Burnett	1 M. Tamada
10 C. Checa	3 L. Haslam	1 D. Chandler	1 M. van der Mark
10 P. Chili	3 Y. Kagayama	1 S. Crafar	1 A. Vieira
9 R. Roche	3 S. Martin	1 M. Doohan	1 R. Xaus
8 G. Falappa	3 S. Mertens	1 M. Dowson	
8 S. Russell	3 R. Phillis	1 M. Fabrizio	
8 A. Slight	3 J. Smrz	1 P. Goddard	
7 C. Davies	3 C. Vermeulen	1 T. Hill	
7 N. Haga	2 L. Baz	1 S. Hislop	
7 R. Laconi	2 B. Bostrom	1 J. Hopkins	
6 C. Crutchlow	2 M. Campbell	1 I. Jaitovich	

07/08/2021

These data/results cannot be reproduced, stored and/or transmitted in whole or in part by any manner of electronic, mechanical, photocopying, recording, broadcasting or otherwise now known or herein after developed without the previous express consent by the copyright owner, except for reproduction in daily press and regular printed publications on sale to the public within 60 days of the event related to those data/results and always provided that copyright symbol appears together as follows below.

© DORNA WSBK ORGANIZATION Srl 2021

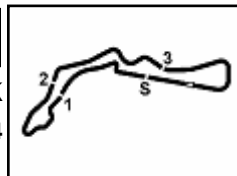
FICR PERUGIA TIMING



Official Tyre Supplier



Official Timekeeper


Tissot Czech Round, 6-8 August 2021
Tissot Superpole Award

Autodrom Most 4.212 m

	Points	Points From First	Points From Previous	May 23		May 30		June 13		July 4		July 25		August 8		August 22		September 5		September 19		September 26		October 3		October 16		November 14	
				ARAGON	ESTORIL	MISANO	DONINGTON	ASSEN	MOST	NAVARRA	MAGNY-COURS	BARCELONA	JEREZ	PORTIMAO	VILLICUM	MANDALIKA													
1 REA Jonathan (GBR)	127			12	12	12	12	12	7	12	12	12	12	12															
2 RAZGATLIOGLU Toprak (TUR)	67	60		4	7	9	9	9	4	9	7	9																	
3 REDDING Scott (GBR)	63	64	4	9	2	9	7	7	6	4	7	5	7																
4 SYKES Tom (GBR)	48	79	15	7	5	3	5	3	7	9	3	6																	
5 RINALDI Michael Ruben (ITA)	47	80	1	1	4	5	6	12	2	6	9	2																	
6 LOWES Alex (GBR)	44	83	3	6	9	4	4	5	6	5	4	1																	
7 GERLOFF Garrett (USA)	42	85	2	4	7	6	6	2	5	5	2	5																	
8 VAN DER MARK Michael (NED)	22	105	20	5					9	7	1																		
9 HASLAM Leon (GBR)	17	110	5	3					3	6	2	3																	
10 DAVIES Chaz (GBR)	16	111	1	5	6	1			1	2	1																		
11 LOCATELLI Andrea (ITA)	16	111	0		1		1		1	3	6	4																	
12 MAHIAS Lucas (FRA)	9	118	7		3		3		3																				
13 BASSANI Axel (ITA)	6	121	3				2	4																					
14 BAUTISTA Alvaro (ESP)	6	121	0	2	3		1																						
15 FOLGER Jonas (GER)	4	123	2							4																			
16 LAVERTY Eugene (IRL)	2	125	2			2																							
17 RABAT Tito (ESP)	2	125	0			2																							
18 NOZANE Kohta (JPN)	1	126	1	1																									

07/08/2021 Odd points columns: Tissot Superpole Even points columns: Tissot Superpole Race

These data/results cannot be reproduced, stored and/or transmitted in whole or in part by any manner of electronic, mechanical, photocopying, recording, broadcasting or otherwise now known or herein after developed without the previous express consent by the copyright owner, except for reproduction in daily press and regular printed publications on sale to the public within 60 days of the event related to those data/results and always provided that copyright symbol appears together as follows below.

© DORNA WSBK ORGANIZATION Srl 2021