

Autodrom Most 4.212 m

1 / 2

**Tissot Czech Round, 6-8 August 2021**
**Results Warm Up**

No.	Rider	Nat	Team	Bike	Class	Time	Gap	Rel.	Laps	Speed	
										Avg	Max
1	1 J. REA	GBR	Kawasaki Racing Team WorldSBK	Kawasaki ZX-10RR		<b>1'32.566</b>			8	163,810	<b>285,0</b>
2	45 S. REDDING	GBR	Aruba.it Racing - Ducati	Ducati Panigale V4 R		<b>1'32.621</b>	0.055	0.055	9	163,712	<b>291,9</b>
3	54 T. RAZGATLIOGLU	TUR	Pata Yamaha with BRIXX WorldSBK	Yamaha YZF R1		<b>1'32.641</b>	0.075	0.020	8	163,677	<b>293,5</b>
4	31 G. GERLOFF	USA	GRT Yamaha WorldSBK Team	Yamaha YZF R1	IND	<b>1'32.796</b>	0.230	0.155	7	163,404	<b>282,7</b>
5	55 A. LOCATELLI	ITA	Pata Yamaha with BRIXX WorldSBK	Yamaha YZF R1		<b>1'33.117</b>	0.551	0.321	7	162,840	<b>286,5</b>
6	17 M. FRITZ	GER	IXS-YART Yamaha	Yamaha YZF R1	IND	<b>1'33.269</b>	0.703	0.152	8	162,575	<b>276,9</b>
7	21 M. RINALDI	ITA	Aruba.it Racing - Ducati	Ducati Panigale V4 R		<b>1'33.281</b>	0.715	0.012	8	162,554	<b>291,1</b>
8	22 A. LOWES	GBR	Kawasaki Racing Team WorldSBK	Kawasaki ZX-10RR		<b>1'33.363</b>	0.797	0.082	9	162,411	<b>290,3</b>
9	91 L. HASLAM	GBR	Team HRC	Honda CBR1000 RR-R		<b>1'33.559</b>	0.993	0.196	9	162,071	<b>285,7</b>
10	60 M. VAN DER MARK	NED	BMW Motorrad WorldSBK Team	BMW M 1000 RR		<b>1'33.635</b>	1.069	0.076	9	161,939	<b>284,2</b>
11	47 A. BASSANI	ITA	Motocorsa Racing	Ducati Panigale V4 R	IND	<b>1'33.797</b>	1.231	0.162	9	161,660	<b>289,5</b>
12	66 T. SYKES	GBR	BMW Motorrad WorldSBK Team	BMW M 1000 RR		<b>1'33.817</b>	1.251	0.020	8	161,625	<b>283,5</b>
13	7 C. DAVIES	GBR	Team GoEleven	Ducati Panigale V4 R	IND	<b>1'33.888</b>	1.322	0.071	8	161,503	<b>287,2</b>
14	19 A. BAUTISTA	ESP	Team HRC	Honda CBR1000 RR-R		<b>1'34.013</b>	1.447	0.125	9	161,288	<b>295,9</b>
15	98 K. HANIKA	CZE	IXS-YART Yamaha	Yamaha YZF R1	IND	<b>1'34.389</b>	1.823	0.376	7	160,646	<b>280,5</b>
16	53 T. RABAT	ESP	Barni Racing Team	Ducati Panigale V4 R	IND	<b>1'34.722</b>	2.156	0.333	7	160,081	<b>286,5</b>
17	94 J. FOLGER	GER	Bonovo MGM Racing	BMW M 1000 RR	IND	<b>1'34.843</b>	2.277	0.121	7	159,877	<b>286,5</b>
18	3 K. NOZANE	JPN	GRT Yamaha WorldSBK Team	Yamaha YZF R1	IND	<b>1'34.991</b>	2.425	0.148	9	159,628	<b>287,2</b>
19	52 A. DELBIANCO	ITA	MIE Racing Honda Racing	Honda CBR1000 RR-R	IND	<b>1'35.236</b>	2.670	0.245	7	159,217	<b>282,0</b>
20	23 C. PONSSON	FRA	Gil Motor Sport-Yamaha	Yamaha YZF R1	IND	<b>1'35.353</b>	2.787	0.117	9	159,022	<b>280,5</b>
21	32 I. VINALES	ESP	Orelac Racing VerdNatura	Kawasaki ZX-10RR	IND	<b>1'35.684</b>	3.118	0.331	7	158,472	<b>279,1</b>
22	84 L. CRESSON	BEL	OUTDO TPR Team Pedercini Racing	Kawasaki ZX-10RR	IND	<b>1'36.306</b>	3.740	0.622	8	157,448	<b>274,8</b>
23	14 J. URIBE	USA	OUTDO TPR Team Pedercini Racing	Kawasaki ZX-10RR	IND	<b>1'36.821</b>	4.255	0.515	6	156,611	<b>274,8</b>

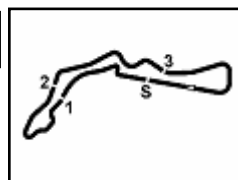
AIR	Humidity:	73%	Temp:	18°C
TRACK	Condition:	Dry	Temp:	24°C

Records	Pole (SP)	2021 J.Rea	1'31.684	165,390	Km/h
	Race (RC1)	2021 T.Razgatioglu	1'32.697	163,580	Km/h
	All Times (SP)	2021 J.Rea	1'31.684	165,390	Km/h

Start 08/08/2021 09:00 End 09:16 The results are provisional until the end of the time limit for protests and appeals and the completion of the technical checks.

These data/results cannot be reproduced, stored and/or transmitted in whole or in part by any manner of electronic, mechanical, photocopying, recording, broadcasting or otherwise now known or herein after developed without the previous express consent by the copyright owner, except for reproduction in daily press and regular printed publications on sale to the public within 60 days of the event related to those data/results and always provided that copyright symbol appears together as follows below.

© DORNA WSBK ORGANIZATION Srl 2021


**Tissot Czech Round, 6-8 August 2021**  
**Results Warm Up**
**Session Highlights**

Local Time	No. Rider	Description
09.00.00		Start
09.00.04		WorldSBK Pit Intervention Time: 58sec
09.03.30	91 L. HASLAM	Current Lap Cancelled - Exceeded Track Limits - Turn 1
09.03.33	52 A. DELBIANCO	Current Lap Cancelled - Exceeded Track Limits - Turn 1
09.09.50	60 M. VAN DER MARK	Current Lap Cancelled - Exceeded Track Limits - Turn 1
09.09.54	94 J. FOLGER	Current Lap Cancelled - Exceeded Track Limits - Turn 1
09.09.59	91 L. HASLAM	Current Lap Cancelled - Exceeded Track Limits - Turn 1
09.10.03	3 K. NOZANE	Current Lap Cancelled - Exceeded Track Limits - Turn 1
09.11.43	22 A. LOWES	Current Lap Cancelled - Exceeded Track Limits - Turn 1
09.12.02	21 M. RINALDI	Current Lap Cancelled - Exceeded Track Limits - Turn 1
09.12.05	7 C. DAVIES	Current Lap Cancelled - Exceeded Track Limits - Turn 1
09.12.44	66 T. SYKES	Current Lap Cancelled - Exceeded Track Limits - Turn 1
09.13.11	19 A. BAUTISTA	Current Lap Cancelled - Exceeded Track Limits - Turn 1
09.13.19	98 K. HANIKA	Current Lap Cancelled - Exceeded Track Limits - Turn 1
09.14.18	84 L. CRESSON	Check Transponder
09.16.36		End Of Session

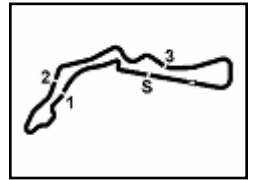
**Fastest Laps Sequence**

No.	Rider	Nat	Team	Bike	Local Time	Time	Gap	Avg
1	J. REA	GBR	Kawasaki Racing Team WorldSBK	Kawasaki ZX-10RR	09:03'16.144	<b>1'34.578</b>		160,325
60	M. VAN DER MARK	NED	BMW Motorrad WorldSBK Team	BMW M 1000 RR	09:03'24.302	<b>1'34.285</b>	-0.293	160,823
1	J. REA	GBR	Kawasaki Racing Team WorldSBK	Kawasaki ZX-10RR	09:04'50.068	<b>1'33.924</b>	-0.361	161,441
60	M. VAN DER MARK	NED	BMW Motorrad WorldSBK Team	BMW M 1000 RR	09:04'58.221	<b>1'33.919</b>	-0.005	161,450
45	S. REDDING	GBR	Aruba.it Racing - Ducati	Ducati Panigale V4 R	09:05'14.521	<b>1'33.363</b>	-0.556	162,411
45	S. REDDING	GBR	Aruba.it Racing - Ducati	Ducati Panigale V4 R	09:06'47.574	<b>1'33.053</b>	-0.310	162,952
54	T. RAZGATLIOGLU	TUR	Pata Yamaha with BRIXX WorldSBK	Yamaha YZF R1	09:06'52.713	<b>1'32.811</b>	-0.242	163,377
45	S. REDDING	GBR	Aruba.it Racing - Ducati	Ducati Panigale V4 R	09:08'20.209	<b>1'32.635</b>	-0.176	163,688
45	S. REDDING	GBR	Aruba.it Racing - Ducati	Ducati Panigale V4 R	09:11'35.677	<b>1'32.621</b>	-0.014	163,712
1	J. REA	GBR	Kawasaki Racing Team WorldSBK	Kawasaki ZX-10RR	09:13'52.194	<b>1'32.566</b>	-0.055	163,810

Start 08/08/2021 09:00 End 09:16 The results are provisional until the end of the time limit for protests and appeals and the completion of the technical checks.

These data/results cannot be reproduced, stored and/or transmitted in whole or in part by any manner of electronic, mechanical, photocopying, recording, broadcasting or otherwise now known or herein after developed without the previous express consent by the copyright owner, except for reproduction in daily press and regular printed publications on sale to the public within 60 days of the event related to those data/results and always provided that copyright symbol appears together as follows below.

© DORNA WSBK ORGANIZATION Srl 2021



## Tissot Czech Round, 6-8 August 2021

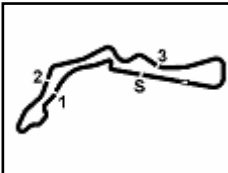
Starting Grid - Tissot Superpole Race (10 Laps x 4,212 km = 42,120 km)

Autodrom Most 4.212 m

1	1	<b>1</b> REA J. Kawasaki 1'31.684	2	<b>54</b> RAZGATLIOGLU T. Yamaha 1'31.751	3	<b>45</b> REDDING S. Ducati 1'32.158
2	4	<b>66</b> SYKES T. BMW 1'32.173	5	<b>31</b> GERLOFF G. Yamaha 1'32.238	6	<b>55</b> LOCATELLI A. Yamaha 1'32.335
3	7	<b>91</b> HASLAM L. Honda 1'32.352	8	<b>21</b> RINALDI M. Ducati 1'32.530	9	<b>22</b> LOWES A. Kawasaki 1'32.559
4	10	<b>47</b> BASSANI A. Ducati 1'32.911	11	<b>19</b> BAUTISTA A. Honda 1'32.928	12	<b>17</b> FRITZ M. Yamaha 1'33.164
5	13	<b>98</b> HANIKA K. Yamaha 1'33.249	14	<b>52</b> DELBIANCO A. Honda 1'33.434	15	<b>53</b> RABAT T. Ducati 1'33.470
6	16	<b>7</b> DAVIES C. Ducati 1'33.607	17	<b>60</b> VAN DER MARK M. BMW 1'33.994	18	<b>3</b> NOZANE K. Yamaha 1'34.167
7	19	<b>32</b> VINALES I. Kawasaki 1'34.280	20	<b>23</b> PONSSON C. Yamaha 1'34.444	21	<b>94</b> FOLGER J. BMW 1'34.499
8	22	<b>84</b> CRESSON L. Kawasaki 1'35.936	23	<b>14</b> URIBE J. Kawasaki 1'36.118		

08/08/2021 The Race Director .....

These data/results cannot be reproduced, stored and/or transmitted in whole or in part by any manner of electronic, mechanical, photocopying, recording, broadcasting or otherwise now known or herein after developed without the previous express consent by the copyright owner, except for reproduction in daily press and regular printed publications on sale to the public within 60 days of the event related to those data/results and always provided that copyright symbol appears together as follows below. © DORNA WSBK ORGANIZATION Srl 2021



## Tissot Czech Round, 6-8 August 2021 Best Sectors & Speed Warm Up

BEST LAP		
1	1 J. REA	Kawasaki ZX-10RR 1'32.566
2	45 S. REDDING	Ducati Panigale V4 R 1'32.621
3	54 T. RAZGATLIOGLU	Yamaha YZF R1 1'32.641
4	31 G. GERLOFF	Yamaha YZF R1 1'32.796
5	55 A. LOCATELLI	Yamaha YZF R1 1'33.117
6	17 M. FRITZ	Yamaha YZF R1 1'33.269
7	21 M. RINALDI	Ducati Panigale V4 R 1'33.281
8	22 A. LOWES	Kawasaki ZX-10RR 1'33.363
9	91 L. HASLAM	Honda CBR1000 RR-R 1'33.559
10	60 M. VAN DER MARK	BMW M 1000 RR 1'33.635
11	47 A. BASSANI	Ducati Panigale V4 R 1'33.797
12	66 T. SYKES	BMW M 1000 RR 1'33.817
13	7 C. DAVIES	Ducati Panigale V4 R 1'33.888
14	19 A. BAUTISTA	Honda CBR1000 RR-R 1'34.013
15	98 K. HANIKA	Yamaha YZF R1 1'34.389
16	53 T. RABAT	Ducati Panigale V4 R 1'34.722
17	94 J. FOLGER	BMW M 1000 RR 1'34.843
18	3 K. NOZANE	Yamaha YZF R1 1'34.991
19	52 A. DELBIANCO	Honda CBR1000 RR-R 1'35.236
20	23 C. PONSSON	Yamaha YZF R1 1'35.353
21	32 I. VINALES	Kawasaki ZX-10RR 1'35.684
22	84 L. CRESSON	Kawasaki ZX-10RR 1'36.306
23	14 J. URIBE	Kawasaki ZX-10RR 1'36.821

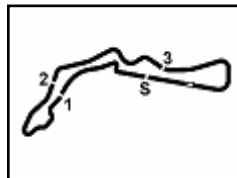
SPEED		
1	19 A. BAUTISTA	Honda CBR1000 RR-R 295,9
2	54 T. RAZGATLIOGLU	Yamaha YZF R1 293,5
3	45 S. REDDING	Ducati Panigale V4 R 291,9
4	21 M. RINALDI	Ducati Panigale V4 R 291,1
5	22 A. LOWES	Kawasaki ZX-10RR 290,3
6	47 A. BASSANI	Ducati Panigale V4 R 289,5
7	3 K. NOZANE	Yamaha YZF R1 287,2
8	7 C. DAVIES	Ducati Panigale V4 R 287,2
9	94 J. FOLGER	BMW M 1000 RR 286,5
10	55 A. LOCATELLI	Yamaha YZF R1 286,5
11	53 T. RABAT	Ducati Panigale V4 R 286,5
12	91 L. HASLAM	Honda CBR1000 RR-R 285,7
13	1 J. REA	Kawasaki ZX-10RR 285,0
14	60 M. VAN DER MARK	BMW M 1000 RR 284,2
15	66 T. SYKES	BMW M 1000 RR 283,5
16	31 G. GERLOFF	Yamaha YZF R1 282,7
17	52 A. DELBIANCO	Honda CBR1000 RR-R 282,0
18	98 K. HANIKA	Yamaha YZF R1 280,5
19	23 C. PONSSON	Yamaha YZF R1 280,5
20	32 I. VINALES	Kawasaki ZX-10RR 279,1
21	17 M. FRITZ	Yamaha YZF R1 276,9
22	84 L. CRESSON	Kawasaki ZX-10RR 274,8
23	14 J. URIBE	Kawasaki ZX-10RR 274,8

SEG. 1		SEG. 2		SEG. 3		SEG. 4	
1	54 T. RAZGATLIOGLU 22.360	1	54 T. RAZGATLIOGLU 22.906	1	45 S. REDDING 24.193	1	1 J. REA 22.685
2	45 S. REDDING 22.485	2	1 J. REA 22.915	2	1 J. REA 24.231	2	54 T. RAZGATLIOGLU 22.763
3	55 A. LOCATELLI 22.587	3	31 G. GERLOFF 22.917	3	22 A. LOWES 24.284	3	45 S. REDDING 22.782
4	31 G. GERLOFF 22.613	4	45 S. REDDING 22.963	4	17 M. FRITZ 24.288	4	55 A. LOCATELLI 22.810
5	1 J. REA 22.709	5	17 M. FRITZ 23.000	5	31 G. GERLOFF 24.312	5	91 L. HASLAM 22.885
6	21 M. RINALDI 22.721	6	55 A. LOCATELLI 23.060	6	54 T. RAZGATLIOGLU 24.320	6	31 G. GERLOFF 22.898
7	7 C. DAVIES 22.722	7	22 A. LOWES 23.086	7	21 M. RINALDI 24.352	7	21 M. RINALDI 22.911
8	60 M. VAN DER MARK 22.755	8	21 M. RINALDI 23.096	8	55 A. LOCATELLI 24.367	8	60 M. VAN DER MARK 22.952
9	66 T. SYKES 22.853	9	91 L. HASLAM 23.140	9	60 M. VAN DER MARK 24.499	9	66 T. SYKES 22.953
10	22 A. LOWES 22.859	10	66 T. SYKES 23.169	10	47 A. BASSANI 24.505	10	22 A. LOWES 22.955
11	17 M. FRITZ 22.889	11	7 C. DAVIES 23.173	11	19 A. BAUTISTA 24.539	11	19 A. BAUTISTA 22.990
12	19 A. BAUTISTA 22.899	12	60 M. VAN DER MARK 23.180	12	91 L. HASLAM 24.589	12	17 M. FRITZ 22.992
13	91 L. HASLAM 22.901	13	47 A. BASSANI 23.238	13	98 K. HANIKA 24.596	13	47 A. BASSANI 23.043
14	53 T. RABAT 22.935	14	98 K. HANIKA 23.387	14	7 C. DAVIES 24.656	14	7 C. DAVIES 23.096
15	47 A. BASSANI 22.939	15	19 A. BAUTISTA 23.405	15	66 T. SYKES 24.704	15	98 K. HANIKA 23.113
16	94 J. FOLGER 23.106	16	3 K. NOZANE 23.482	16	53 T. RABAT 24.739	16	53 T. RABAT 23.153
17	98 K. HANIKA 23.187	17	53 T. RABAT 23.523	17	32 I. VINALES 24.773	17	94 J. FOLGER 23.218
18	23 C. PONSSON 23.241	18	52 A. DELBIANCO 23.559	18	94 J. FOLGER 24.874	18	3 K. NOZANE 23.228
19	3 K. NOZANE 23.260	19	32 I. VINALES 23.569	19	3 K. NOZANE 24.939	19	23 C. PONSSON 23.237
20	52 A. DELBIANCO 23.277	20	94 J. FOLGER 23.621	20	23 C. PONSSON 24.945	20	52 A. DELBIANCO 23.260
21	14 J. URIBE 23.429	21	23 C. PONSSON 23.664	21	52 A. DELBIANCO 25.029	21	14 J. URIBE 23.551
22	32 I. VINALES 23.442	22	84 L. CRESSON 23.844	22	84 L. CRESSON 25.109	22	32 I. VINALES 23.609
23	84 L. CRESSON 23.531	23	14 J. URIBE 23.997	23	14 J. URIBE 25.548	23	84 L. CRESSON 23.717

08/08/2021

These data/results cannot be reproduced, stored and/or transmitted in whole or in part by any manner of electronic, mechanical, photocopying, recording, broadcasting or otherwise now known or herein after developed without the previous express consent by the copyright owner, except for reproduction in daily press and regular printed publications on sale to the public within 60 days of the event related to those data/results and always provided that copyright symbol appears together as follows below.

© DORNA WSBK ORGANIZATION Srl 2021



Autodrom Most 4.212 m

## Tissot Czech Round, 6-8 August 2021

### Ideal Times Warm Up

No.	Rider	Nat	Bike	Seg. 1	Seg. 2	Seg. 3	Seg. 4	Ideal Time		
				Diff. 1	Diff. 2	Diff. 3	Diff. 4	Best Lap	Pos.	Diff.
1	<b>54 T. RAZGATLIOGLU</b>	TUR	Yamaha YZF R1	<b>22.360</b> +0.138	<b>22.906</b> +0.092	24.320	22.763 +0.062	<b>1'32.349</b> 1'32.641	3	0.292
2	<b>45 S. REDDING</b>	GBR	Ducati Panigale V4 R	22.485	22.963 +0.073	<b>24.193</b> +0.118	22.782 +0.007	<b>1'32.423</b> 1'32.621	2	0.198
3	<b>1 J. REA</b>	GBR	Kawasaki ZX-10RR	22.709 +0.026	22.915	24.231	<b>22.685</b>	<b>1'32.540</b> 1'32.566	1	0.026
4	<b>31 G. GERLOFF</b>	USA	Yamaha YZF R1	22.613	22.917 +0.056	24.312	22.898	<b>1'32.740</b> 1'32.796	4	0.056
5	<b>55 A. LOCATELLI</b>	ITA	Yamaha YZF R1	22.587 +0.231	23.060 +0.062	24.367	22.810	<b>1'32.824</b> 1'33.117	5	0.293
6	<b>21 M. RINALDI</b>	ITA	Ducati Panigale V4 R	22.721 +0.109	23.096 +0.003	24.352	22.911 +0.089	<b>1'33.080</b> 1'33.281	7	0.201
7	<b>17 M. FRITZ</b>	GER	Yamaha YZF R1	22.889	23.000 +0.015	24.288	22.992 +0.085	<b>1'33.169</b> 1'33.269	6	0.100
8	<b>22 A. LOWES</b>	GBR	Kawasaki ZX-10RR	22.859	23.086 +0.034	24.284 +0.145	22.955	<b>1'33.184</b> 1'33.363	8	0.179
9	<b>60 M. VAN DER MARK</b>	NED	BMW M 1000 RR	22.755 +0.151	23.180	24.499	22.952 +0.098	<b>1'33.386</b> 1'33.635	10	0.249
10	<b>91 L. HASLAM</b>	GBR	Honda CBR1000 RR-R	22.901	23.140	24.589	22.885 +0.044	<b>1'33.515</b> 1'33.559	9	0.044
11	<b>7 C. DAVIES</b>	GBR	Ducati Panigale V4 R	22.722 +0.005	23.173 +0.187	24.656	23.096 +0.049	<b>1'33.647</b> 1'33.888	13	0.241
12	<b>66 T. SYKES</b>	GBR	BMW M 1000 RR	22.853	23.169	24.704 +0.138	22.953	<b>1'33.679</b> 1'33.817	12	0.138
13	<b>47 A. BASSANI</b>	ITA	Ducati Panigale V4 R	22.939 +0.019	23.238	24.505 +0.039	23.043 +0.014	<b>1'33.725</b> 1'33.797	11	0.072
14	<b>19 A. BAUTISTA</b>	ESP	Honda CBR1000 RR-R	22.899 +0.157	23.405	24.539	22.990 +0.023	<b>1'33.833</b> 1'34.013	14	0.180
15	<b>98 K. HANIKA</b>	CZE	Yamaha YZF R1	23.187 +0.047	23.387	24.596	23.113 +0.059	<b>1'34.283</b> 1'34.389	15	0.106
16	<b>53 T. RABAT</b>	ESP	Ducati Panigale V4 R	22.935 +0.272	23.523	24.739	23.153 +0.100	<b>1'34.350</b> 1'34.722	16	0.372
17	<b>94 J. FOLGER</b>	GER	BMW M 1000 RR	23.106	23.621	24.874	23.218 +0.024	<b>1'34.819</b> 1'34.843	17	0.024
18	<b>3 K. NOZANE</b>	JPN	Yamaha YZF R1	23.260 +0.016	23.482	24.939	23.228 +0.066	<b>1'34.909</b> 1'34.991	18	0.082
19	<b>23 C. PONSSON</b>	FRA	Yamaha YZF R1	23.241 +0.095	23.664	24.945 +0.095	23.237 +0.076	<b>1'35.087</b> 1'35.353	20	0.266
20	<b>52 A. DELBIANCO</b>	ITA	Honda CBR1000 RR-R	23.277 +0.070	23.559 +0.029	25.029 +0.012	23.260	<b>1'35.125</b> 1'35.236	19	0.111
21	<b>32 I. VINALES</b>	ESP	Kawasaki ZX-10RR	23.442	23.569 +0.105	24.773 +0.183	23.609 +0.003	<b>1'35.393</b> 1'35.684	21	0.291
22	<b>84 L. CRESSON</b>	BEL	Kawasaki ZX-10RR	23.531 +0.057	23.844	25.109	23.717 +1'12.589	<b>1'36.201</b> 1'36.306	22	0.105
23	<b>14 J. URIBE</b>	USA	Kawasaki ZX-10RR	23.429 +0.172	23.997	25.548	23.551 +0.124	<b>1'36.525</b> 1'36.821	23	0.296
<b>Overall Ideal Time</b>				22.360	22.906	24.193	22.685	<b>1'32.144</b>		

08/08/2021

These data/results cannot be reproduced, stored and/or transmitted in whole or in part by any manner of electronic, mechanical, photocopying, recording, broadcasting or otherwise now known or herein after developed without the previous express consent by the copyright owner, except for reproduction in daily press and regular printed publications on sale to the public within 60 days of the event related to those data/results and always provided that copyright symbol appears together as follows below.

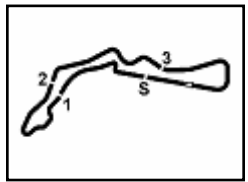
© DORNA WSBK ORGANIZATION Srl 2021

**PIRELLI PERUGIA TIMING**


Official Tyre Supplier



Official Timekeeper



## Tissot Czech Round, 6-8 August 2021 Chronological Analysis Warm Up

Autodrom Most 4.212 m

1 / 3

1° 1 J. REA (1'32.566)							
Lap	Seg.1	Seg.2	Seg.3	Seg.4	Lap Time	km/h	Local Time
1		25.028	25.524	23.370			9:01'41.566
2	23.209	23.425	24.991	22.953	1'34.578	280,5	9:03'16.144
3	23.251	23.209	24.568	22.896	1'33.924	282,7	9:04'50.068
4	22.821	23.253	24.423	22.932	1'33.429	283,5	9:06'23.497
5	22.939	23.137	24.693	22.885	1'33.654	282,7	9:07'57.151
6	23.773	25.069	25.233	37.201	1'51.276P	281,3	9:09'48.427
7	1'14.309	23.481	25.159	28.252	2'31.201P		9:12'19.628
8	22.735	<b>22.915</b>	<b>24.231</b>	<b>22.685</b>	<b>1'32.566</b>	282,0	9:13'52.194
9	<b>22.709</b>	22.993	24.358	22.771	1'32.831	<b>285,0</b>	9:15'25.025

2	25.115	24.316	26.279	23.292	1'39.002	267,3	9:04'03.065
3	23.180	23.223	24.478	23.161	1'34.042	<b>276,9</b>	9:05'37.107
4	23.139	23.202	24.590	23.217	1'34.148	275,5	9:07'11.255
5	23.030	<b>23.000</b>	24.358	<b>22.992</b>	1'33.380	274,8	9:08'44.635
6	<b>22.889</b>	23.015	<b>24.288</b>	23.077	<b>1'33.269</b>	<b>276,9</b>	9:10'17.904
7	23.113	23.260	24.606	23.082	1'34.061	274,8	9:11'51.965
8	23.051	23.305	24.452	23.124	1'33.932	274,1	9:13'25.897
9	24.576	26.424	25.158	23.592	1'39.750	273,4	9:15'05.647

2° 45 S. REDDING (1'32.621)							
Lap	Seg.1	Seg.2	Seg.3	Seg.4	Lap Time	km/h	Local Time
1		24.757	25.614	23.679			9:02'06.601
2	23.528	23.419	24.710	22.900	1'34.557	287,2	9:03'41.158
3	22.674	23.205	24.551	22.933	1'33.363	289,5	9:05'14.521
4	22.727	23.061	24.377	22.888	1'33.053	288,8	9:06'47.574
5	22.608	23.009	24.236	<b>22.782</b>	1'32.635	288,8	9:08'20.209
6	30.215	24.938	24.707	22.987	1'42.847	288,8	9:10'03.056
7	<b>22.485</b>	23.036	24.311	22.789	<b>1'32.621</b>	289,5	9:11'35.677
8	22.703	23.212	24.567	22.824	1'33.306	<b>291,9</b>	9:13'08.983
9	22.654	<b>22.963</b>	<b>24.193</b>	22.830	1'32.640	290,3	9:14'41.623
10	22.767	24.168	24.443	22.974	1'34.352	289,5	9:16'15.975

7° 21 M. RINALDI (1'33.281)							
Lap	Seg.1	Seg.2	Seg.3	Seg.4	Lap Time	km/h	Local Time
1		26.088	25.590	23.410			9:02'29.938
2	23.470	23.610	24.897	23.107	1'35.084	286,5	9:04'05.022
3	22.920	23.286	24.601	22.942	1'33.749	289,5	9:05'38.771
4	22.925	<b>23.096</b>	24.551	22.985	1'33.557	<b>291,1</b>	9:07'12.328
5	22.923	23.142	24.431	<b>22.911</b>	1'33.407	288,8	9:08'45.735
6	22.830	23.099	<b>24.352</b>	<b>23.000</b>	<b>1'33.281</b>	289,5	9:10'19.016
7	<b>22.721</b>	23.204	24.489	23.010	1'33.424	289,5	9:11'52.440
8	29.586	27.385	26.431	23.746	1'47.148C	288,0	9:13'39.588
9	22.855	23.235	24.514	22.982	1'33.586	288,0	9:15'13.174

3° 54 T. RAZGATLIOGLU (1'32.641)							
Lap	Seg.1	Seg.2	Seg.3	Seg.4	Lap Time	km/h	Local Time
1		27.582	25.678	23.438			9:03'44.938
2	23.988	23.516	24.507	22.953	1'34.964	278,4	9:05'19.902
3	22.597	23.116	24.335	<b>22.763</b>	1'32.811	285,7	9:06'52.713
4	22.605	<b>22.906</b>	24.362	22.911	1'32.784	287,2	9:08'25.497
5	22.517	23.610	24.475	22.846	1'33.448	<b>293,5</b>	9:09'58.945
6	22.898	23.086	24.842	23.190	1'34.016	284,2	9:11'32.961
7	22.440	23.467	27.299	25.393	1'38.599	285,0	9:13'11.560
8	22.498	22.998	<b>24.320</b>	22.825	<b>1'32.641</b>	286,5	9:14'44.201
9	<b>22.360</b>	23.081	24.410	22.969	1'32.820	285,7	9:16'17.021

8° 22 A. LOWES (1'33.363)							
Lap	Seg.1	Seg.2	Seg.3	Seg.4	Lap Time	km/h	Local Time
1		25.092	25.697	23.390			9:01'52.764
2	23.244	23.598	24.426	23.227	1'34.495	283,5	9:03'27.259
3	22.939	24.303	34.651	28.211	1'50.104	284,2	9:05'17.363
4	23.561	23.167	24.560	23.174	1'34.462	286,5	9:06'51.825
5	22.974	23.162	24.426	23.003	1'33.565	288,0	9:08'25.390
6	23.300	23.328	24.516	<b>22.955</b>	1'34.099	282,7	9:09'59.489
7	22.951	<b>23.086</b>	24.431	23.162	1'33.630	287,2	9:11'33.119
8	35.232	23.908	24.853	23.087	1'47.080C	287,2	9:13'20.199
9	23.127	23.164	<b>24.284</b>	23.023	1'33.598	282,0	9:14'53.797
10	<b>22.859</b>	23.120	24.429	<b>22.955</b>	<b>1'33.363</b>	<b>290,3</b>	9:16'27.160

4° 31 G. GERLOFF (1'32.796)							
Lap	Seg.1	Seg.2	Seg.3	Seg.4	Lap Time	km/h	Local Time
1		24.624	26.041	23.972			9:03'01.640
2	23.884	23.424	25.021	23.076	1'35.405	274,1	9:04'37.045
3	22.860	23.355	24.439	23.102	1'33.756	282,0	9:06'10.801
4	22.782	23.084	24.361	23.080	1'33.307	282,0	9:07'44.108
5	<b>22.613</b>	22.973	<b>24.312</b>	<b>22.898</b>	<b>1'32.796</b>	280,5	9:09'16.904
6	22.685	22.973	25.066	37.805	1'48.529P	<b>282,7</b>	9:11'05.433
7	1'55.477	23.907	25.369	23.132	3'07.885P		9:14'13.318
8	22.728	<b>22.917</b>	24.368	23.067	1'33.080	282,0	9:15'46.398

9° 91 L. HASLAM (1'33.559)							
Lap	Seg.1	Seg.2	Seg.3	Seg.4	Lap Time	km/h	Local Time
1		25.009	25.758	23.531			9:01'43.609
2	23.187	23.570	25.879	23.569	1'36.205	284,2	9:03'19.814
3	29.450	24.262	25.870	26.424	1'46.006C	283,5	9:05'05.820
4	23.166	23.346	24.923	22.897	1'34.332	284,2	9:06'40.152
5	23.063	23.293	25.793	23.659	1'35.808	285,0	9:08'15.960
6	<b>22.901</b>	<b>23.140</b>	<b>24.589</b>	22.929	<b>1'33.559</b>	282,7	9:09'49.519
7	29.247	26.676	25.005	23.165	1'44.093C	283,5	9:11'33.612
8	22.918	23.149	24.616	23.071	1'33.754	<b>285,7</b>	9:13'07.366
9	23.042	23.192	24.636	<b>22.885</b>	1'33.755	282,0	9:14'41.121
10	23.128	24.540	25.320	23.217	1'36.205	281,3	9:16'17.326

5° 55 A. LOCATELLI (1'33.117)							
Lap	Seg.1	Seg.2	Seg.3	Seg.4	Lap Time	km/h	Local Time
1		25.321	25.633	23.396			9:05'14.725
2	23.050	23.071	24.591	23.074	1'33.786	<b>286,5</b>	9:06'48.511
3	22.818	23.122	<b>24.367</b>	<b>22.810</b>	<b>1'33.117</b>	285,7	9:08'21.628
4	22.793	23.112	24.439	22.939	1'33.283	285,7	9:09'54.911
5	23.064	23.599	25.239	22.936	1'34.838	285,0	9:11'29.749
6	<b>22.587</b>	23.289	24.508	22.963	1'33.347	282,7	9:13'03.096
7	22.740	<b>23.060</b>	24.432	22.995	1'33.227	283,5	9:14'36.323
8	22.743	23.260	24.497	22.998	1'33.498	282,0	9:16'09.821

10° 60 M. VAN DER MARK (1'33.635)							
Lap	Seg.1	Seg.2	Seg.3	Seg.4	Lap Time	km/h	Local Time
1		25.352	25.473	23.529			9:01'50.017
2	23.299	23.444	24.584	22.958	1'34.285	283,5	9:03'24.302
3	22.971	23.305	24.637	23.006	1'33.919	<b>284,2</b>	9:04'58.221
4	23.039	23.457	24.585	23.101	1'34.182	282,0	9:06'32.403
5	22.962	23.184	24.643	23.017	1'33.806	280,5	9:08'06.209
6	<b>22.755</b>	23.310	24.625	23.130	1'33.820	279,1	9:09'40.029
7	29.643	32.514	24.870	23.233	1'50.260C	279,8	9:11'30.289
8	22.938	23.199	24.591	<b>22.952</b>	1'33.680	282,0	9:13'03.969
9	22.906	<b>23.180</b>	<b>24.499</b>	23.050	<b>1'33.635</b>	282,7	9:14'37.604
10	22.850	23.393	24.613	23.151	1'34.007	280,5	9:16'11.611

6° 17 M. FRITZ (1'33.269)							
Lap	Seg.1	Seg.2	Seg.3	Seg.4	Lap Time	km/h	Local Time
1		25.295	25.855	25.458			9:02'24.063

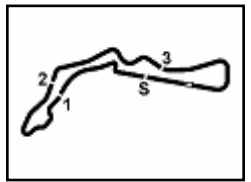
11° 47 A. BASSANI (1'33.797)							
Lap	Seg.1	Seg.2	Seg.3	Seg.4	Lap Time	km/h	Local Time

08/08/2021 P = Pits In/Out - C = Lap Time Cancelled

These data/results cannot be reproduced, stored and/or transmitted in whole or in part by any manner of electronic, mechanical, photocopying, recording, broadcasting or otherwise now known or herein after developed without the previous express consent by the copyright owner, except for reproduction in daily press and regular printed publications on sale to the public within 60 days of the event related to those data/results and always provided that copyright symbol appears together as follows below.

© DORNA WSBK ORGANIZATION Srl 2021





## Tissot Czech Round, 6-8 August 2021 Chronological Analysis Warm Up

Autodrom Most 4.212 m

2 / 3

1		24.979	25.781	23.443			9:02'07.798	2	23.418	23.933	24.886	23.227	1'35.464	284,2	9:05'41.283
2	23.787	23.497	24.704	<b>23.043</b>	1'35.031	286,5	9:03'42.829	3	23.306	23.857	24.900	<b>23.153</b>	1'35.216	<b>286,5</b>	9:07'16.499
3	23.274	23.413	<b>24.505</b>	23.093	1'34.285	286,5	9:05'17.114	4	23.074	23.731	24.881	23.270	1'34.956	<b>286,5</b>	9:08'51.455
4	23.025	23.338	24.933	23.117	1'34.413	284,2	9:06'51.527	5	23.207	<b>23.523</b>	<b>24.739</b>	23.253	<b>1'34.722</b>	283,5	9:10'26.177
5	22.958	<b>23.238</b>	24.544	23.057	<b>1'33.797</b>	287,2	9:08'25.324	6	<b>22.935</b>	32.337	26.600	25.031	1'46.903	285,7	9:12'13.080
6	23.105	23.430	24.937	23.066	1'34.538	288,0	9:09'59.862	7	22.966	23.709	24.933	23.443	1'35.051	<b>286,5</b>	9:13'48.131
7	23.008	23.327	24.741	23.062	1'34.138	288,0	9:11'34.000	8	23.156	23.762	24.993	23.402	1'35.313	283,5	9:15'23.444
8	<b>22.939</b>	23.300	24.619	23.192	1'34.050	<b>289,5</b>	9:13'08.050								
9	28.493	27.049	26.447	23.677	1'45.666	285,7	9:14'53.716								
10	23.375	23.438	24.662	23.182	1'34.657	285,7	9:16'28.373								

17° 94 J. FOLGER (1'34.843)							
Lap	Seg.1	Seg.2	Seg.3	Seg.4	Lap Time	km/h	Local Time
1		25.889	26.740	37.331			9:02'01.083
2	3'13.771	24.802	25.637	27.972	4'32.182P		9:06'33.265
3	23.372	23.749	24.991	<b>23.218</b>	1'35.330	284,2	9:08'08.595
4	23.247	23.754	<b>24.874</b>	<b>23.218</b>	1'35.093	282,7	9:09'43.688
5	36.279	29.794	26.155	23.466	1'55.694C	282,0	9:11'39.382
6	23.325	23.756	25.105	23.314	1'35.500	283,5	9:13'14.882
7	23.222	23.649	24.984	23.262	1'35.117	<b>286,5</b>	9:14'49.999
8	<b>23.106</b>	<b>23.621</b>	<b>24.874</b>	23.242	<b>1'34.843</b>	<b>286,5</b>	9:16'24.842

12° 66 T. SYKES (1'33.817)							
Lap	Seg.1	Seg.2	Seg.3	Seg.4	Lap Time	km/h	Local Time
1		25.075	26.161	24.197			9:03'01.366
2	24.535	24.892	25.307	23.136	1'37.870	277,6	9:04'39.236
3	23.207	23.395	<b>24.704</b>	23.110	1'34.416	<b>283,5</b>	9:06'13.652
4	23.181	23.415	24.922	23.124	1'34.642	282,7	9:07'48.294
5	<b>22.853</b>	<b>23.169</b>	24.842	<b>22.953</b>	<b>1'33.817</b>	279,1	9:09'22.111
6	22.997	25.142	26.082	23.466	1'37.687	<b>283,5</b>	9:10'59.798
7	22.953	23.371	25.506	23.260	1'35.090	282,0	9:12'34.888
8	27.439	24.303	25.485	23.242	1'40.469C	282,0	9:14'15.357
9	23.003	23.257	25.077	23.266	1'34.603	<b>283,5</b>	9:15'49.960

18° 3 K. NOZANE (1'34.991)							
Lap	Seg.1	Seg.2	Seg.3	Seg.4	Lap Time	km/h	Local Time
1		25.644	25.920	23.738			9:01'54.733
2	23.541	23.631	25.275	23.511	1'35.958	280,5	9:03'30.691
3	23.431	24.281	25.589	23.314	1'36.615	281,3	9:05'07.306
4	23.330	23.669	24.977	23.245	1'35.221	283,5	9:06'42.527
5	23.276	<b>23.482</b>	<b>24.939</b>	23.294	<b>1'34.991</b>	283,5	9:08'17.518
6	<b>23.260</b>	23.501	25.052	23.391	1'35.204	286,5	9:09'52.722
7	28.014	27.121	26.021	23.611	1'44.767C	<b>287,2</b>	9:11'37.489
8	23.364	23.714	25.006	<b>23.228</b>	1'35.312	279,8	9:13'12.801
9	23.307	23.891	24.986	23.473	1'35.657	281,3	9:14'48.458
10	23.441	23.598	25.085	23.563	1'35.687	279,8	9:16'24.145

13° 7 C. DAVIES (1'33.888)							
Lap	Seg.1	Seg.2	Seg.3	Seg.4	Lap Time	km/h	Local Time
1		25.403	25.818	26.171			9:02'24.626
2	24.042	23.966	25.045	23.881	1'36.934	279,1	9:04'01.560
3	23.315	23.771	24.851	23.698	1'35.635	283,5	9:05'37.195
4	23.420	23.371	26.441	23.496	1'36.728	277,6	9:07'13.923
5	22.835	23.423	24.739	<b>23.096</b>	1'34.093	286,5	9:08'48.016
6	<b>22.722</b>	<b>23.173</b>	24.982	23.159	1'34.036	285,7	9:10'22.052
7	22.727	23.360	<b>24.656</b>	23.145	<b>1'33.888</b>	<b>287,2</b>	9:11'55.940
8	27.124	25.002	25.319	23.532	1'40.977C	285,0	9:13'36.917
9	22.832	23.262	24.869	23.237	1'34.200	285,0	9:15'11.117

19° 52 A. DELBIANCO (1'35.236)							
Lap	Seg.1	Seg.2	Seg.3	Seg.4	Lap Time	km/h	Local Time
1		25.302	26.466	24.267			9:01'46.061
2	24.277	24.285	25.507	23.783	1'37.852	272,0	9:03'23.913
3	25.562	24.514	25.554	26.563	1'42.193C	273,4	9:05'06.106
4	23.347	23.588	25.041	<b>23.260</b>	<b>1'35.236</b>	280,5	9:06'41.342
5	23.541	23.705	25.047	23.436	1'35.729	281,3	9:08'17.071
6	<b>23.277</b>	<b>23.559</b>	25.208	23.407	1'35.451	279,1	9:09'52.522
7	23.383	27.001	33.770	23.842	1'47.996	<b>282,0</b>	9:11'40.518
8	23.518	23.620	<b>25.029</b>	43.443	1'55.610P	276,2	9:13'36.128

14° 19 A. BAUTISTA (1'34.013)							
Lap	Seg.1	Seg.2	Seg.3	Seg.4	Lap Time	km/h	Local Time
1		25.557	25.839	23.849			9:01'56.234
2	23.660	23.858	25.138	<b>22.990</b>	1'35.646	287,2	9:03'31.880
3	23.189	23.687	25.331	23.262	1'35.469	291,9	9:05'07.349
4	23.056	<b>23.405</b>	<b>24.539</b>	23.013	<b>1'34.013</b>	291,9	9:06'41.362
5	23.111	23.685	25.032	23.151	1'34.979	<b>295,9</b>	9:08'16.341
6	23.289	23.636	24.916	23.282	1'35.123	291,1	9:09'51.464
7	23.079	23.535	24.695	23.195	1'34.504	288,8	9:11'25.968
8	<b>22.899</b>	23.666	24.798	23.142	1'34.505	287,2	9:13'00.473
9	32.611	25.352	25.131	23.582	1'46.676C	287,2	9:14'47.149
10	23.123	23.721	25.044	23.415	1'35.303	289,5	9:16'22.452

20° 23 C. PONSSON (1'35.353)							
Lap	Seg.1	Seg.2	Seg.3	Seg.4	Lap Time	km/h	Local Time
1		26.072	27.666	25.030			9:01'49.356
2	24.205	24.341	25.592	23.721	1'37.859	272,7	9:03'27.215
3	23.905	24.221	25.474	23.551	1'37.151	272,7	9:05'04.366
4	23.593	23.952	25.607	23.463	1'36.615	276,2	9:06'40.981
5	23.336	<b>23.664</b>	25.040	23.313	<b>1'35.353</b>	277,6	9:08'16.334
6	23.522	23.679	25.064	23.454	1'35.719	274,8	9:09'52.053
7	23.564	27.316	31.069	23.678	1'45.627	278,4	9:11'37.680
8	23.460	23.704	25.015	<b>23.237</b>	1'35.416	<b>280,5</b>	9:13'13.096
9	<b>23.241</b>	23.909	<b>24.945</b>	23.500	1'35.595	279,1	9:14'48.691
10	23.420	23.694	24.971	23.425	1'35.510	279,1	9:16'24.201

15° 98 K. HANIKA (1'34.389)							
Lap	Seg.1	Seg.2	Seg.3	Seg.4	Lap Time	km/h	Local Time
1		30.154	28.273	24.286			9:05'11.061
2	24.272	24.514	25.238	23.435	1'37.459	275,5	9:06'48.520
3	23.572	23.851	25.036	23.384	1'35.843	276,9	9:08'24.363
4	23.450	23.784	24.820	23.372	1'35.426	274,8	9:09'59.789
5	23.352	23.471	25.063	23.254	1'35.140	<b>280,5</b>	9:11'34.929
6	<b>23.187</b>	23.452	24.823	<b>23.113</b>	1'34.575	278,4	9:13'09.504
7	28.505	25.347	24.805	23.316	1'41.973C	279,1	9:14'51.477
8	23.234	<b>23.387</b>	<b>24.596</b>	23.172	<b>1'34.389</b>	278,4	9:16'25.866

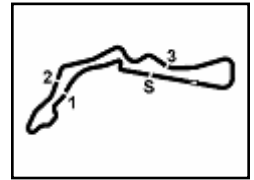
21° 32 I. VINALES (1'35.684)							
Lap	Seg.1	Seg.2	Seg.3	Seg.4	Lap Time	km/h	Local Time
1		25.437	25.863	23.610			9:01'50.437
2	24.079	24.064	25.055	<b>23.609</b>	1'36.807	274,8	9:03'27.244
3	23.710	23.947	24.912	24.049	1'36.618	273,4	9:05'03.862
4	23.688	23.915	<b>24.773</b>	23.841	1'36.217	276,2	9:06'40.079

16° 53 T. RABAT (1'34.722)							
Lap	Seg.1	Seg.2	Seg.3	Seg.4	Lap Time	km/h	Local Time
1		26.038	25.517	23.376			9:04'05.819

08/08/2021 P = Pits In/Out - C = Lap Time Cancelled

These data/results cannot be reproduced, stored and/or transmitted in whole or in part by any manner of electronic, mechanical, photocopying, recording, broadcasting or otherwise now known or herein after developed without the previous express consent by the copyright owner, except for reproduction in daily press and regular printed publications on sale to the public within 60 days of the event related to those data/results and always provided that copyright symbol appears together as follows below.

© DORNA WSBK ORGANIZATION Srl 2021



Autodrom Most 4.212 m

## Tissot Czech Round, 6-8 August 2021 Chronological Analysis Warm Up

5	23.793	<b>23.569</b>	24.970	23.628	1'35.960	276,2	9:08'16.039
6	<b>23.442</b>	23.674	24.956	23.612	<b>1'35.684</b>	<b>279,1</b>	9:09'51.723
7	23.727	25.793	25.756	24.014	1'39.290	<b>279,1</b>	9:11'31.013
8	23.725	24.113	25.321	39.635	1'52.794P	277,6	9:13'23.807

22°		84 L. CRESSON (1'36.306)					
Lap	Seg.1	Seg.2	Seg.3	Seg.4	Lap Time	km/h	Local Time
1		25.600	28.233	40.904			9:02'03.296
2	51.489	24.595	25.652	23.901	2'05.637P		9:04'08.933
3	23.973	23.992	25.332	23.838	1'37.135	274,1	9:05'46.068
4	23.752	24.108	25.376	23.834	1'37.070	<b>274,8</b>	9:07'23.138
5	23.547	24.117	25.245	23.892	1'36.801	273,4	9:08'59.939
6	23.548	24.069	<b>25.109</b>	<b>23.717</b>	1'36.443	273,4	9:10'36.382
7	<b>23.531</b>	<b>23.844</b>	25.341	23.826	1'36.542	273,4	9:12'12.924
8	23.588				<b>1'36.306</b>	272,7	9:13'49.230
9					1'36.602		9:15'25.832

23°		14 J. URIBE (1'36.821)					
Lap	Seg.1	Seg.2	Seg.3	Seg.4	Lap Time	km/h	Local Time
1		29.785	27.903	24.857			9:01'59.630
2	24.198	24.789	25.900	23.918	1'38.805	272,0	9:03'38.435
3	24.207	24.347	26.211	23.941	1'38.706	273,4	9:05'17.141
4	24.047	24.131	25.583	<b>23.551</b>	1'37.312	<b>274,8</b>	9:06'54.453
5	<b>23.429</b>	24.007	25.802	39.159	1'52.397P	<b>274,8</b>	9:08'46.850
6	4'01.188	25.309	26.098	23.802	5'16.397P		9:14'03.247
7	23.601	<b>23.997</b>	<b>25.548</b>	23.675	<b>1'36.821</b>	270,0	9:15'40.068

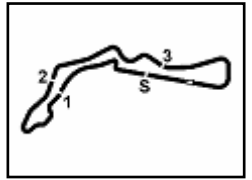
08/08/2021 P = Pits In/Out - C = Lap Time Cancelled

These data/results cannot be reproduced, stored and/or transmitted in whole or in part by any manner of electronic, mechanical, photocopying, recording, broadcasting or otherwise now known or herein after developed without the previous express consent by the copyright owner, except for reproduction in daily press and regular printed publications on sale to the public within 60 days of the event related to those data/results and always provided that copyright symbol appears together as follows below.

© DORNA WSBK ORGANIZATION Srl 2021







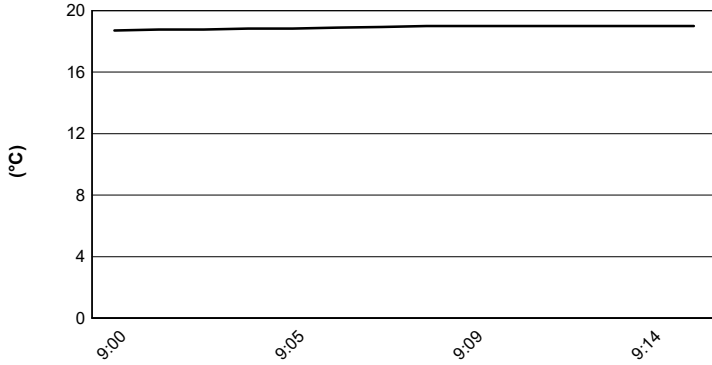
Autodrom Most 4.212 m

## Tissot Czech Round, 6-8 August 2021

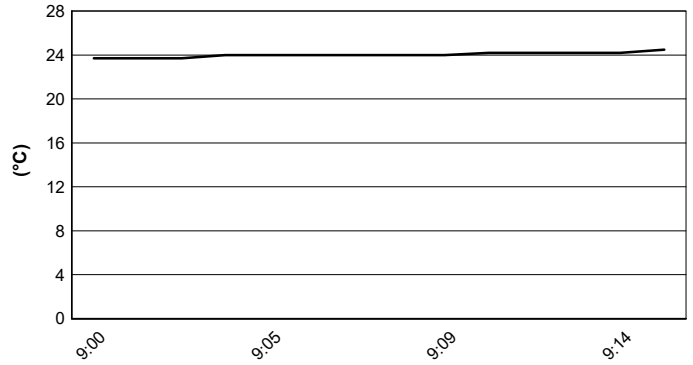
### Weather Report Warm Up

Session started 09:00 - Session ended 9:16

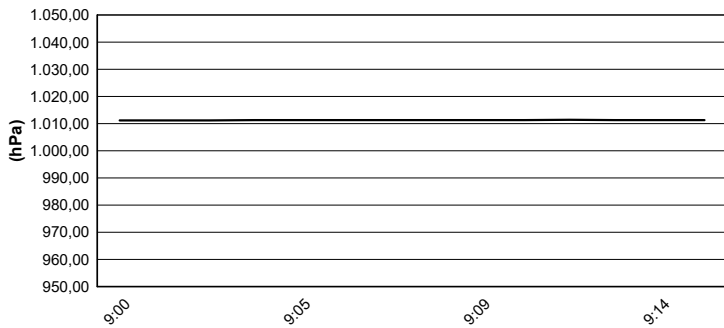
#### Air Temperature



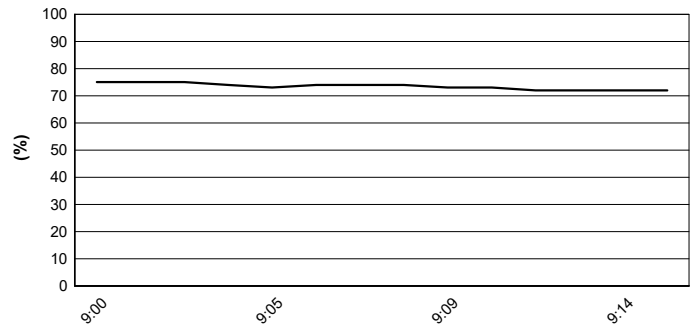
#### Track Temperature



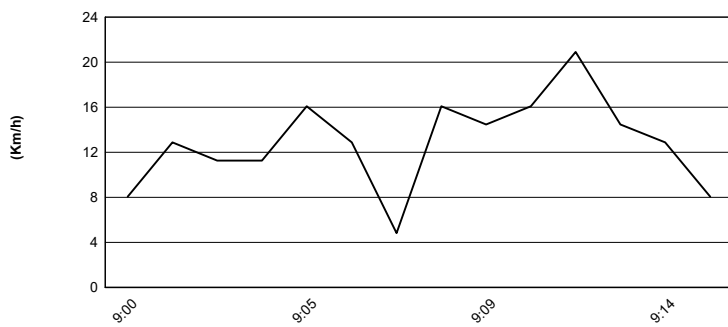
#### Air Pressure



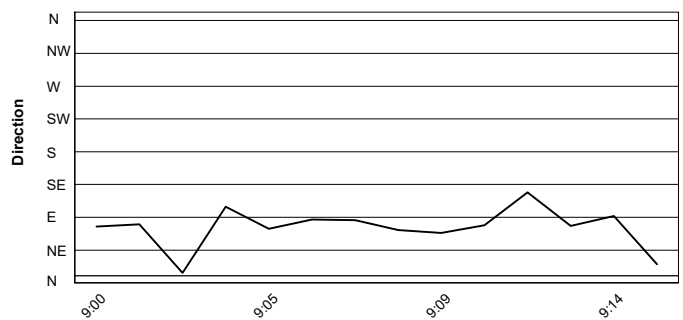
#### Humidity



#### Wind Speed



#### Wind Direction



08/08/2021

These data/results cannot be reproduced, stored and/or transmitted in whole or in part by any manner of electronic, mechanical, photocopying, recording, broadcasting or otherwise now known or herein after developed without the previous express consent by the copyright owner, except for reproduction in daily press and regular printed publications on sale to the public within 60 days of the event related to those data/results and always provided that copyright symbol appears together as follows below.

© DORNA WSBK ORGANIZATION Srl 2021