

Tissot Czech Round, 6-8 August 2021

Chronological Analysis Race 2

Start at 12:30'29.289

1 / 5

1° 77 D. AEGERTER (1'35.725)							
Lap	Seg.1	Seg.2	Seg.3	Seg.4	Lap Time	km/h	Local Time
1		23.914	25.014	23.924	1'42.369		12:32'11.658
2	24.432	23.703	24.790	23.892	1'36.817	243,2	12:33'48.475
3	24.072	23.595	24.684	23.639	1'35.990	242,2	12:35'24.465
4	24.078	23.636	24.637	23.710	1'36.061	243,2	12:37'00.526
5	24.024	23.593	24.663	23.778	1'36.058	242,7	12:38'36.584
6	24.325	24.065	24.807	23.853	1'37.050	242,2	12:40'13.634
7	24.211	23.717	24.731	23.706	1'36.365	241,6	12:41'49.999
8	23.953	23.541	24.637	23.716	1'35.847	243,2	12:43'25.846
9	23.973	23.579	24.634	23.648	1'35.834	242,2	12:45'01.680
10	23.963	23.555	24.614	23.731	1'35.863	242,2	12:46'37.543
11	23.903	23.605	24.645	23.726	1'35.879	243,8	12:48'13.422
12	24.000	23.690	24.666	23.830	1'36.186	243,2	12:49'49.608
13	23.968	23.582	24.621	23.660	1'35.831	242,2	12:51'25.439
14	24.051	23.560	24.674	23.705	1'35.990	241,6	12:53'01.429
15	24.079	23.525	24.634	23.759	1'35.997	241,1	12:54'37.426
16	23.929	23.627	24.540	23.629	1'35.725	241,1	12:56'13.151
17	23.813	23.606	24.618	23.722	1'35.759	242,7	12:57'48.910
18	23.960	23.575	24.600	23.760	1'35.895	243,2	12:59'24.805
19	24.151	23.632	24.619	23.755	1'36.157	243,2	13:01'00.962
Race Time 30'31.673							

2° 4 S. ODENDAAL (1'35.509)							
Lap	Seg.1	Seg.2	Seg.3	Seg.4	Lap Time	km/h	Local Time
1		24.100	24.912	23.761	1'42.930		12:32'12.219
2	24.759	24.165	24.753	23.618	1'37.295	253,5	12:33'49.514
3	25.443	23.973	24.907	23.713	1'38.036	251,7	12:35'27.550
4	23.955	23.602	24.761	23.470	1'35.788	251,7	12:37'03.338
5	23.824	23.996	24.708	23.429	1'35.957	253,5	12:38'39.295
6	23.973	23.771	24.666	23.611	1'36.021	254,1	12:40'15.316
7	23.937	23.631	24.727	23.585	1'35.880	250,0	12:41'51.196
8	23.864	23.679	24.715	23.653	1'35.911	251,7	12:43'27.107
9	24.046	23.621	24.749	23.630	1'36.046	250,0	12:45'03.153
10	23.790	23.605	24.541	23.573	1'35.509	251,7	12:46'38.662
11	23.892	23.643	24.771	23.705	1'36.011	251,2	12:48'14.673
12	23.860	23.600	24.677	23.689	1'35.826	248,3	12:49'50.499
13	23.821	23.634	24.507	23.605	1'35.567	246,6	12:51'26.066
14	23.875	23.665	24.611	23.660	1'35.811	248,8	12:53'01.877
15	24.210	23.554	24.519	23.564	1'35.847	251,2	12:54'37.724
16	24.040	23.650	24.609	23.730	1'36.029	248,3	12:56'13.753
17	23.993	23.615	24.626	23.710	1'35.944	247,7	12:57'49.697
18	24.002	23.609	24.653	23.787	1'36.051	248,3	12:59'25.748
19	23.964	23.743	24.753	23.818	1'36.278	248,3	13:01'02.026
Race Time 30'32.737							

3° 81 M. GONZALEZ (1'35.610)							
Lap	Seg.1	Seg.2	Seg.3	Seg.4	Lap Time	km/h	Local Time
1		24.267	24.831	23.729	1'43.126		12:32'12.415
2	24.593	24.015	24.687	23.641	1'36.936	252,9	12:33'49.351
3	24.103	23.786	24.568	23.636	1'36.093	255,9	12:35'25.444
4	23.814	23.641	24.568	23.611	1'35.634	252,3	12:37'01.078
5	23.804	23.612	24.508	23.697	1'35.621	252,9	12:38'36.699
6	24.211	24.242	24.777	23.779	1'37.009	247,7	12:40'13.708
7	24.295	23.734	24.719	23.749	1'36.497	246,0	12:41'50.205
8	23.978	23.637	24.666	23.701	1'35.982	248,8	12:43'26.187
9	23.901	23.688	24.686	23.746	1'36.021	246,6	12:45'02.208
10	23.992	23.533	24.638	23.796	1'35.959	246,0	12:46'38.167
11	23.881	23.448	24.613	23.668	1'35.610	246,0	12:48'13.777
12	23.870	23.740	24.601	23.864	1'36.075	247,7	12:49'49.852
13	23.937	23.596	24.563	23.769	1'35.865	245,5	12:51'25.717
14	23.949	23.685	24.647	23.683	1'35.964	244,9	12:53'01.681
15	23.943	23.701	24.590	23.742	1'35.976	247,7	12:54'37.657
16	23.995	23.572	24.616	24.042	1'36.225	247,1	12:56'13.882
17	23.963	23.961	24.566	23.733	1'36.223	249,4	12:57'50.105

4° 5 P. OETTL (1'35.924)							
Lap	Seg.1	Seg.2	Seg.3	Seg.4	Lap Time	km/h	Local Time
1			24.028	25.042	24.163		12:32'11.778
2	24.768	23.770	24.706	23.844	1'37.088	251,7	12:33'48.866
3	24.306	23.535	24.613	23.680	1'36.134	246,6	12:35'25.000
4	24.035	23.661	24.612	23.654	1'35.962	246,6	12:37'00.962
5	24.101	23.687	24.478	23.658	1'35.924	246,6	12:38'36.886
6	24.194	24.222	24.779	23.782	1'36.977	248,8	12:40'13.863
7	24.463	23.917	24.662	23.593	1'36.635	248,3	12:41'50.498
8	24.014	23.747	24.680	23.723	1'36.164	254,7	12:43'26.662
9	24.056	23.742	24.754	23.873	1'36.425	248,8	12:45'03.087
10	24.088	23.744	24.729	23.743	1'36.304	247,7	12:46'39.391
11	23.887	23.716	24.840	23.781	1'36.224	248,8	12:48'15.615
12	23.871	23.653	24.681	23.758	1'35.963	246,6	12:49'51.578
13	23.974	23.706	24.750	23.742	1'36.172	247,1	12:51'27.750
14	24.063	23.675	24.796	23.828	1'36.362	245,5	12:53'04.112
15	24.093	23.786	24.888	24.027	1'36.794	244,3	12:54'40.906
16	24.256	23.711	24.912	23.975	1'36.854	243,2	12:56'17.760
17	24.145	23.811	24.878	23.938	1'36.772	245,5	12:57'54.532
18	24.075	23.908	25.030	24.028	1'37.041	245,5	12:59'31.573
19	24.033	23.807	24.909	23.943	1'36.692	244,9	13:01'08.265
Race Time 30'38.976							

5° 29 L. BERNARDI (1'35.997)							
Lap	Seg.1	Seg.2	Seg.3	Seg.4	Lap Time	km/h	Local Time
1			23.968	24.700	23.921		12:32'11.897
2	24.769	23.753	24.769	23.854	1'37.145	251,2	12:33'49.042
3	24.278	23.719	24.646	23.704	1'36.347	251,2	12:35'25.389
4	24.001	23.721	24.586	23.689	1'35.997	247,7	12:37'01.386
5	23.880	23.716	24.507	23.973	1'36.076	247,7	12:38'37.462
6	23.948	24.031	24.791	23.908	1'36.678	246,0	12:40'14.140
7	24.086	23.722	24.719	23.756	1'36.283	247,7	12:41'50.423
8	23.903	23.701	24.671	23.748	1'36.023	252,3	12:43'26.446
9	23.976	23.670	24.691	23.874	1'36.211	246,0	12:45'02.657
10	25.261	24.001	24.799	24.069	1'38.130	246,6	12:46'40.787
11	24.063	23.878	24.893	23.863	1'36.697	248,8	12:48'17.484
12	23.947	23.859	24.717	23.724	1'36.247	250,0	12:49'53.731
13	23.940	23.708	24.884	23.922	1'36.454	248,3	12:51'30.185
14	24.048	23.736	24.805	23.865	1'36.454	250,0	12:53'06.639
15	24.217	23.695	24.855	23.978	1'36.745	249,4	12:54'43.384
16	23.952	23.654	24.719	23.922	1'36.247	245,5	12:56'19.631
17	23.981	23.773	24.768	23.932	1'36.454	245,5	12:57'56.085
18	23.909	23.804	24.807	24.018	1'36.538	246,6	12:59'32.623
19	23.999	23.854	24.811	24.203	1'36.867	246,0	13:01'09.490
Race Time 30'40.201							

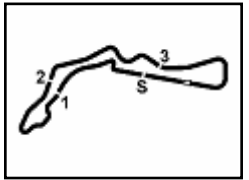
6° 94 F. CARICASULO (1'36.133)							
Lap	Seg.1	Seg.2	Seg.3	Seg.4	Lap Time	km/h	Local Time
1			24.027	25.041	23.942		12:32'12.085
2	24.673	23.884	24.724	23.869	1'37.150	246,0	12:33'49.235
3	24.418	23.789	24.698	23.517	1'36.422	251,2	12:35'25.657
4	24.140	23.754	24.789	23.731	1'36.414	250,6	12:37'02.071
5	23.938	23.605	24.797	23.938	1'36.278	247,1	12:38'38.349
6	23.966	23.758	24.926	23.827	1'36.477	246,0	12:40'14.826
7	23.895	23.738	24.895	23.790	1'36.318	246,0	12:41'51.144
8	24.111	23.841	24.965	23.898	1'36.815	245,5	12:43'27.959
9	23.968	23.615	24.908	23.833	1'36.324	246,0	12:45'04.283
10	23.823	23.943	24.966	23.875	1'36.607	247,1	12:46'40.890
11	23.750	23.581	24.833	23.969	1'36.133	254,7	12:48'17.023
12	24.056	23.785	24.841	23.926	1'36.608	247,7	12:49'53.631
13	23.854	23.609	24.845	23.909	1'36.217	246,0	12:51'29.848
14	24.037	23.822	24.866	23.969	1'36.694	247,1	12:53'06.542

08/08/2021 P = Pits In/Out - C = Lap Time Cancelled

These data/results cannot be reproduced, stored and/or transmitted in whole or in part by any manner of electronic, mechanical, photocopying, recording, broadcasting or otherwise now known or herein after developed without the previous express consent by the copyright owner, except for reproduction in daily press and regular printed publications on sale to the public within 60 days of the event related to those data/results and always provided that copyright symbol appears together as follows below.

© DORNA WSBK ORGANIZATION Srl 2021





Tissot Czech Round, 6-8 August 2021

Chronological Analysis Race 2

Autodrom Most 4.212 m

Start at 12:30'29.289

2 / 5

15	24.444	23.897	24.853	23.875	1'37.069	246,0	12:54'43.611	12	24.001	23.878	24.834	23.892	1'36.605	248,3	12:49'56.318
16	24.473	23.707	24.802	23.792	1'36.774	247,7	12:56'20.385	13	23.962	23.657	24.795	23.842	1'36.256	247,1	12:51'32.574
17	23.783	23.721	24.985	23.902	1'36.391	252,3	12:57'56.776	14	24.114	23.648	24.964	23.812	1'36.538	247,7	12:53'09.112
18	23.991	23.889	24.814	23.807	1'36.501	247,7	12:59'33.277	15	23.939	23.799	24.760	23.853	1'36.351	246,6	12:54'45.463
19	23.798	23.787	24.775	23.861	1'36.221	249,4	13:01'09.498	16	23.947	23.657	24.845	23.792	1'36.241	247,1	12:56'21.704

Race Time 30'40.209

7° 53 V. DEBISE (1'35.842)

Lap	Seg.1	Seg.2	Seg.3	Seg.4	Lap Time	km/h	Local Time
1		24.427	25.079	23.747	1'43.601		12:32'12.890
2	24.308	24.289	24.819	23.917	1'37.333	249,4	12:33'50.223
3	24.221	23.841	24.836	23.764	1'36.662	248,8	12:35'26.885
4	23.963	23.563	24.940	23.699	1'36.165	250,0	12:37'03.050
5	23.873	23.815	24.771	23.743	1'36.202	250,0	12:38'39.252
6	24.199	23.841	24.776	23.723	1'36.539	250,0	12:40'15.791
7	24.334	23.766	24.774	23.648	1'36.522	252,9	12:41'52.313
8	24.532	24.033	24.774	23.618	1'36.957	250,0	12:43'29.270
9	23.862	23.568	24.680	23.732	1'35.842	251,2	12:45'05.112
10	24.025	23.543	24.775	23.691	1'36.034	246,6	12:46'41.146
11	23.950	23.783	25.058	23.715	1'36.506	252,3	12:48'17.652
12	24.036	23.709	24.838	23.827	1'36.410	252,9	12:49'54.062
13	23.994	23.675	24.745	23.783	1'36.197	249,4	12:51'30.259
14	24.228	23.638	24.945	23.814	1'36.625	251,7	12:53'06.884
15	24.214	23.945	24.858	23.853	1'36.870	248,8	12:54'43.754
16	24.156	23.667	24.856	23.836	1'36.515	252,3	12:56'20.269
17	24.102	23.712	24.922	23.839	1'36.575	246,6	12:57'56.844
18	23.775	23.640	24.763	23.891	1'36.069	251,2	12:59'32.913
19	23.943	23.790	24.864	24.098	1'36.695	248,8	13:01'09.608

Race Time 30'40.319

8° 66 N. TUULI (1'35.924)

Lap	Seg.1	Seg.2	Seg.3	Seg.4	Lap Time	km/h	Local Time
1		24.694	25.024	23.804	1'44.678		12:32'13.967
2	24.416	23.885	24.798	23.903	1'37.002	252,9	12:33'50.969
3	24.297	24.223	24.958	23.978	1'37.456	253,5	12:35'28.425
4	24.044	23.639	24.968	23.661	1'36.312	251,2	12:37'04.737
5	23.944	23.619	24.833	23.670	1'36.066	246,0	12:38'40.803
6	24.079	23.679	24.900	23.694	1'36.352	246,6	12:40'17.155
7	24.018	23.710	24.845	23.700	1'36.273	246,0	12:41'53.428
8	24.037	23.784	24.854	23.684	1'36.359	247,1	12:43'29.787
9	24.002	23.658	24.867	23.705	1'36.232	247,7	12:45'06.019
10	24.126	23.712	25.060	23.863	1'36.761	250,0	12:46'42.780
11	24.100	23.758	24.736	23.768	1'36.362	246,0	12:48'19.142
12	24.087	23.710	24.859	23.817	1'36.473	246,6	12:49'55.615
13	24.140	23.677	24.804	23.782	1'36.403	244,3	12:51'32.018
14	24.080	23.778	24.997	23.792	1'36.647	244,3	12:53'08.665
15	24.128	23.681	24.792	23.741	1'36.342	244,9	12:54'45.007
16	23.978	23.719	24.757	23.664	1'36.118	244,9	12:56'21.125
17	23.871	23.611	24.810	23.632	1'35.924	247,1	12:57'57.049
18	24.498	23.666	24.808	23.775	1'36.747	251,2	12:59'33.796
19	24.122	23.744	24.904	23.909	1'36.679	247,1	13:01'10.475

Race Time 30'41.186

9° 61 C. ONCU (1'36.241)

Lap	Seg.1	Seg.2	Seg.3	Seg.4	Lap Time	km/h	Local Time
1		24.003	24.902	24.188	1'42.765		12:32'12.054
2	24.849	23.997	24.892	23.688	1'37.426	251,2	12:33'49.480
3	24.412	23.793	24.658	23.751	1'36.614	248,8	12:35'26.094
4	23.911	23.744	25.046	23.758	1'36.459	247,1	12:37'02.553
5	23.821	23.784	24.835	23.842	1'36.282	248,3	12:38'38.835
6	23.998	23.662	24.867	23.896	1'36.423	246,6	12:40'15.258
7	24.332	23.741	24.846	23.754	1'36.673	245,5	12:41'51.931
8	24.586	23.828	24.884	23.891	1'37.189	247,1	12:43'29.120
9	24.338	23.720	24.885	23.883	1'36.826	244,9	12:45'05.946
10	23.989	23.820	25.065	24.082	1'36.956	246,0	12:46'42.902
11	24.284	23.740	24.913	23.874	1'36.811	251,7	12:48'19.713

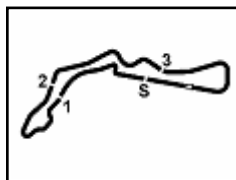
08/08/2021

P = Pits In/Out - C = Lap Time Cancelled

These data/results cannot be reproduced, stored and/or transmitted in whole or in part by any manner of electronic, mechanical, photocopying, recording, broadcasting or otherwise now known or herein after developed without the previous express consent by the copyright owner, except for reproduction in daily press and regular printed publications on sale to the public within 60 days of the event related to those data/results and always provided that copyright symbol appears together as follows below.

© DORNA WSBK ORGANIZATION Srl 2021





Autodrom Most 4.212 m

Tissot Czech Round, 6-8 August 2021

Chronological Analysis Race 2

Start at 12:30'29.289

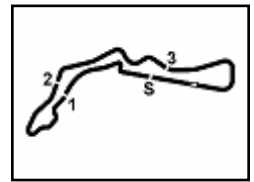
4 / 5

								21° 69 E. MONTERO HUERTA (1'39.814)							
Lap	Seg.1	Seg.2	Seg.3	Seg.4	Lap Time	km/h	Local Time	Lap	Seg.1	Seg.2	Seg.3	Seg.4	Lap Time	km/h	Local Time
3	24.243	24.144	25.137	23.955	1'37.479	250,6	12:35'28.357	1					24.363	149,692	12:32'18.981
4	24.269	23.920	25.049	23.859	1'37.097	250,0	12:37'05.454	2	25.149	24.962	25.687	24.302	1'40.100	246,6	12:33'59.081
5	24.231	23.941	25.012	24.152	1'37.336	248,8	12:38'42.790	3	24.835	24.535	25.775	24.669	1'39.814	245,5	12:35'38.895
6	24.258	23.946	25.100	24.095	1'37.399	246,0	12:40'20.189	4	25.170	24.815	25.911	24.434	1'40.330	242,2	12:37'19.225
7	24.187	23.983	25.178	24.075	1'37.423	244,9	12:41'57.612	5	25.208	24.796	25.907	24.642	1'40.553	242,2	12:38'59.778
8	24.089	23.998	25.254	24.101	1'37.442	246,0	12:43'35.054	6	25.691	25.028	26.246	24.727	1'41.692	239,5	12:40'41.470
9	24.060	23.876	25.190	24.109	1'37.235	246,0	12:45'12.289	7	25.252	24.886	25.979	24.569	1'40.686	239,5	12:42'22.156
10	24.255	23.848	25.094	24.043	1'37.240	245,5	12:46'49.529	8	25.119	24.807	26.109	24.552	1'40.587	238,9	12:44'02.743
11	24.073	23.960	25.129	24.074	1'37.236	245,5	12:48'26.765	9	25.132	24.859	26.396	24.672	1'41.059	237,9	12:45'43.802
12	24.101	24.056	25.140	24.059	1'37.356	246,6	12:50'04.121	10	25.155	24.951	25.987	24.652	1'40.745	238,4	12:47'24.547
13	24.181	23.988	25.255	24.091	1'37.515	244,9	12:51'41.636	11	25.087	25.045	26.029	24.743	1'40.904	236,8	12:49'05.451
14	24.229	23.946	25.272	24.084	1'37.531	243,8	12:53'19.167	12	25.145	24.886	26.038	24.603	1'40.672	240,0	12:50'46.123
15	24.377	23.915	25.196	24.153	1'37.641	243,8	12:54'56.808	13	25.236	25.003	25.813	24.569	1'40.621	237,9	12:52'26.744
16	24.358	24.189	25.308	24.171	1'38.026	246,6	12:56'34.834	14	25.075	24.744	25.988	24.737	1'40.544	238,9	12:54'07.288
17	24.206	24.127	25.199	31.922	1'45.454	245,5	12:58'20.288	15	25.068	24.673	25.882	24.653	1'40.276	237,9	12:55'47.564
18	30.640	25.979	26.135	24.618	1'47.372	236,8	13:00'07.660	16	25.010	24.971	26.037	24.834	1'40.852	237,9	12:57'28.416
19	24.384	24.186	25.389	24.237	1'38.196	244,9	13:01'45.856	17	25.050	25.125	26.065	24.761	1'41.001	237,9	12:59'09.417
Race Time 31'16.567								18	25.823	25.096	26.229	24.998	1'42.146	238,9	13:00'51.563
Race Time 31'16.567								19	25.528	25.347	26.134	25.008	1'42.017	238,4	13:02'33.580
Race Time 31'16.567								Race Time 32'04.291							
								RET 26 M. VUGRINEC (1'36.970)							
Lap	Seg.1	Seg.2	Seg.3	Seg.4	Lap Time	km/h	Local Time	Lap	Seg.1	Seg.2	Seg.3	Seg.4	Lap Time	km/h	Local Time
1		25.313	25.590	24.468	1'48.021		12:32'17.310	1		24.674	25.056	23.984	1'45.396		12:32'14.685
2	24.707	24.133	25.323	24.225	1'38.388	250,0	12:33'55.698	2	24.278	23.898	24.968	23.935	1'37.079	243,8	12:33'51.764
3	24.682	24.136	25.158	24.237	1'38.213	247,1	12:35'33.911	3	24.345	23.968	24.922	23.894	1'37.129	243,2	12:35'28.893
4	24.570	24.173	25.374	24.254	1'38.371	243,8	12:37'12.282	4	24.335	23.959	24.950	23.941	1'37.185	243,8	12:37'06.078
5	24.461	24.177	25.707	24.230	1'38.575	243,2	12:38'50.857	5	24.424	23.899	24.838	24.057	1'37.218	242,7	12:38'43.296
6	24.728	24.174	25.269	24.189	1'38.360	242,7	12:40'29.217	6	24.400	23.996	24.906	24.033	1'37.335	241,1	12:40'20.631
7	24.769	24.119	25.334	24.231	1'38.453	244,3	12:42'07.670	7	24.448	23.969	24.956	23.925	1'37.298	240,0	12:41'57.929
8	24.546	24.185	25.344	24.405	1'38.480	245,5	12:43'46.150	8	24.303	23.884	24.923	24.130	1'37.240	243,2	12:43'35.169
9	24.550	24.199	25.508	24.376	1'38.633	239,5	12:45'24.783	9	24.385	23.998	25.008	24.090	1'37.481	244,3	12:45'12.650
10	24.613	24.119	25.377	24.362	1'38.471	238,4	12:47'03.254	10	24.347	23.861	24.793	23.969	1'37.970	241,1	12:46'49.620
11	24.689	24.144	25.796	24.381	1'39.010	241,6	12:48'42.264	11	24.295	23.924	24.921	24.061	1'37.201	248,8	12:48'26.821
12	24.556	24.177	25.308	24.371	1'38.412	242,2	12:50'20.676	12	24.236	24.087	25.111	23.967	1'37.401	246,6	12:50'04.222
13	24.592	24.133	25.422	24.323	1'38.470	240,5	12:51'59.146	13	24.789	23.869	24.958	23.994	1'37.610	244,9	12:51'41.832
14	24.832	24.023	25.397	24.293	1'38.545	238,4	12:53'37.691	14	24.347	23.972	24.965	24.192	1'37.476	242,2	12:53'19.308
15	24.728	24.175	25.318	24.467	1'38.688	240,0	12:55'16.379	15	24.354	24.004	25.053	24.171	1'37.582	244,3	12:54'56.890
16	24.725	24.078	25.311	24.553	1'38.667	238,9	12:56'55.046	16	24.444	24.309	25.178	24.068	1'37.999	248,3	12:56'34.889
17	24.510	24.117	25.373	24.458	1'38.458	240,5	12:58'33.504	Race Time 26'05.600							
18	24.654	24.133	25.642	24.399	1'38.828	240,0	13:00'12.332								
19	24.620	24.256	25.463	24.303	1'38.642	239,5	13:01'50.974								
Race Time 31'21.685															
								20° 99 D. WEBB (1'37.750)							
Lap	Seg.1	Seg.2	Seg.3	Seg.4	Lap Time	km/h	Local Time	Lap	Seg.1	Seg.2	Seg.3	Seg.4	Lap Time	km/h	Local Time
1		25.577	25.702	24.301	1'47.706		12:32'16.995	1		25.616	25.803	24.325	1'48.930		12:32'18.219
2	26.716	24.445	25.428	24.018	1'40.607	255,9	12:33'57.602	2	25.099	24.491	25.377	24.022	1'38.989	248,8	12:33'57.208
3	24.686	24.425	25.163	23.923	1'38.197	251,7	12:35'35.799	3	24.980	24.222	25.330	24.384	1'38.916	243,8	12:35'36.124
4	24.482	24.629	25.586	24.083	1'38.780	245,5	12:37'14.579	4	25.727	24.581	25.621	24.388	1'40.317	242,7	12:37'16.441
5	24.332	24.338	25.137	23.943	1'37.750	244,9	12:38'52.329	5	24.962	24.834	25.506	24.578	1'39.880	239,5	12:38'56.321
6	26.038	24.484	25.232	24.069	1'39.823	243,8	12:40'32.152	6	25.172	24.657	25.404	24.433	1'39.666	238,9	12:40'35.987
7	26.389	24.727	25.337	24.149	1'40.602	244,3	12:42'12.754	7	25.434	24.693	25.489	24.663	1'40.279	239,5	12:42'16.266
8	24.583	24.357	25.353	24.238	1'38.531	243,8	12:43'51.285	8	25.489	25.148	25.717	24.765	1'41.119	238,4	12:43'57.385
9	24.688	24.563	25.386	24.178	1'38.815	241,1	12:45'30.100	9	25.411	26.287	30.547	1'04.613	2'26.858P	235,8	12:46'24.243
10	24.557	24.288	25.239	24.102	1'38.186	240,5	12:47'08.286	10	5'37.903	24.863	25.630	24.567	6'52.963P		12:53'17.206
11	24.639	24.366	25.276	24.081	1'38.362	242,2	12:48'46.648	11	24.896	24.430	25.233	24.490	1'39.049	236,3	12:54'56.255
12	24.506	24.453	25.230	24.288	1'38.477	242,7	12:50'25.125	12	24.724	24.378	25.878	24.261	1'39.241	236,8	12:56'35.496
13	24.517	24.401	25.513	24.185	1'38.616	241,1	12:52'03.741	13	24.569	24.363	25.017	24.662	1'38.611	242,2	12:58'14.107
14	24.672	24.392	25.403	24.262	1'38.729	240,5	12:53'42.470	14	25.294	24.326	25.229	24.151	1'39.000	236,8	12:59'53.107
15	24.654	24.561	25.370	24.285	1'38.870	240,5	12:55'21.340	15	24.737	24.365	25.298	24.287	1'38.687	236,8	13:01'31.794
16	24.762	24.469	25.320	24.291	1'38.842	239,5	12:57'00.182	Race Time 31'02.505							
17	24.534	24.500	25.369	24.308	1'38.711	241,1	12:58'38.893								
18	24.458	24.345	25.405	24.179	1'38.387	240,0	13:00'17.280								
19	24.641	24.492	25.430	24.276	1'38.839	240,0	13:01'56.119								
Race Time 31'26.830															
								RET 10 J. MRKYVKA (1'38.176)							
Lap	Seg.1	Seg.2	Seg.3	Seg.4	Lap Time	km/h	Local Time	Lap	Seg.1	Seg.2	Seg.3	Seg.4	Lap Time	km/h	Local Time
1								1		25.298	25.715	24.569	1'48.862		12:32'18.151
2								2	25.660	24.812	25.361	24.365	1'40.198	247,7	12:33'58.349

08/08/2021 P = Pits In/Out - C = Lap Time Cancelled

These data/results cannot be reproduced, stored and/or transmitted in whole or in part by any manner of electronic, mechanical, photocopying, recording, broadcasting or otherwise now known or herein after developed without the previous express consent by the copyright owner, except for reproduction in daily press and regular printed publications on sale to the public within 60 days of the event related to those data/results and always provided that copyright symbol appears together as follows below.

© DORNA WSBK ORGANIZATION Srl 2021



Tissot Czech Round, 6-8 August 2021

Chronological Analysis Race 2

Start at 12:30'29.289

3	24.804	24.065	25.212	24.216	1'38.297	245,5	12:35'36.646
4	24.626	23.986	25.161	24.403	1'38.176	244,9	12:37'14.822
5	24.514	24.165	25.154	24.382	1'38.215	244,3	12:38'53.037
6	24.745	24.173	25.203	24.600	1'38.721	241,6	12:40'31.758
7	24.829	24.248	25.466	24.798	1'39.341	237,9	12:42'11.099
8	24.762	24.576	25.670	25.160	1'40.168	238,9	12:43'51.267
9	25.285	24.847	26.044	25.124	1'41.300	234,8	12:45'32.567
10	26.936	25.326	26.488	25.269	1'44.019	235,8	12:47'16.586
11	26.089	25.992	26.809	39.785	1'58.675P	235,3	12:49'15.261

Race Time 18'45.972

RET 21 R. KRUMMENACHER (1'36.793)							
Lap	Seg.1	Seg.2	Seg.3	Seg.4	Lap Time	km/h	Local Time
1		25.073	25.556	24.006	1'46.058		12:32'15.347
2	24.084	23.825	25.394	23.904	1'37.207	253,5	12:33'52.554
3	24.048	23.864	25.019	24.008	1'36.939	248,8	12:35'29.493
4	24.002	23.902	25.028	23.861	1'36.793	249,4	12:37'06.286
5	24.358	24.006	24.994	23.877	1'37.235	250,6	12:38'43.521
6	24.341	23.968	25.073	23.923	1'37.305	249,4	12:40'20.826
7	24.378	24.024	25.136	23.886	1'37.424	248,8	12:41'58.250
8	24.204	24.074	25.102	23.979	1'37.359	249,4	12:43'35.609
9	24.170	24.052	25.178	24.023	1'37.423	246,6	12:45'13.032
10	24.295	24.125	25.606	25.268	1'39.294	248,3	12:46'52.326

Race Time 16'23.037

RET 84 M. FABRIZIO (1'37.798)							
Lap	Seg.1	Seg.2	Seg.3	Seg.4	Lap Time	km/h	Local Time
1		25.468	25.643	24.425	1'48.549		12:32'17.838
2	24.913	24.178	25.219	24.369	1'38.679	250,0	12:33'56.517
3	24.642	24.158	25.211	24.061	1'38.072	247,1	12:35'34.589
4	24.554	24.113	25.226	24.154	1'38.047	247,7	12:37'12.636
5	24.832	24.163	25.182	24.235	1'38.412	248,3	12:38'51.048
6	24.315	24.163	25.278	24.042	1'37.798	249,4	12:40'28.846
7	24.523	24.101	25.118	24.148	1'37.890	245,5	12:42'06.736
8	50.491	31.866	30.523	49.345	2'42.225P	246,0	12:44'48.961

Race Time 14'19.672

RET 2 L. MONTELLA							
Lap	Seg.1	Seg.2	Seg.3	Seg.4	Lap Time	km/h	Local Time
1		25.519	25.496	24.636	1'48.268		12:32'17.557
2	24.728	24.129	25.300	3'03.748	4'17.905P	252,3	12:36'35.462

Race Time 6'06.173

RET 16 J. CLUZEL							
Lap	Seg.1	Seg.2	Seg.3	Seg.4	Lap Time	km/h	Local Time
1		24.476	25.044	23.846	1'44.087		12:32'13.376

Race Time 1'44.087

RET 34 K. MANFREDI							
Lap	Seg.1	Seg.2	Seg.3	Seg.4	Lap Time	km/h	Local Time
1		24.429	24.929	23.906	1'44.290		12:32'13.579

Race Time 1'44.290

08/08/2021 P = Pits In/Out - C = Lap Time Cancelled

These data/results cannot be reproduced, stored and/or transmitted in whole or in part by any manner of electronic, mechanical, photocopying, recording, broadcasting or otherwise now known or herein after developed without the previous express consent by the copyright owner, except for reproduction in daily press and regular printed publications on sale to the public within 60 days of the event related to those data/results and always provided that copyright symbol appears together as follows below.

© DORNA WSBK ORGANIZATION Srl 2021