

## Tissot Czech Round, 6-8 August 2021

### Results Warm Up

Autodrom Most 4.212 m

1 / 2

No.	Rider	Nat	Team	Bike	Class	Time	Gap	Rel.	Laps	Speed	
										Avg	Max
1	77 D. AEGERTER	SUI	Ten Kate Racing Yamaha	Yamaha YZF R6		<b>1'35.657</b>			8	158,516	<b>251,7</b>
2	81 M. GONZALEZ	ESP	Yamaha ParkinGo Team	Yamaha YZF R6		<b>1'35.707</b>	0.050	0.050	6	158,434	<b>247,1</b>
3	4 S. ODENDAAL	RSA	Evan Bros. WorldSSP Yamaha Team	Yamaha YZF R6		<b>1'36.071</b>	0.414	0.364	8	157,833	<b>250,0</b>
4	94 F. CARICASULO	ITA	Biblion Iberica Yamaha Motocrossing	Yamaha YZF R6	*	<b>1'36.186</b>	0.529	0.115	10	157,645	<b>248,3</b>
5	16 J. CLUZEL	FRA	GMT94 Yamaha	Yamaha YZF R6		<b>1'36.429</b>	0.772	0.243	9	157,247	<b>251,2</b>
6	5 P. OETTL	GER	Kawasaki Puccetti Racing	Kawasaki ZX-6R		<b>1'36.534</b>	0.877	0.105	9	157,076	<b>251,7</b>
7	3 R. DE ROSA	ITA	Orelac Racing VerdNatura	Kawasaki ZX-6R		<b>1'36.559</b>	0.902	0.025	8	157,036	<b>246,6</b>
8	21 R. KRUMMENACHER	SUI	EAB Racing Team	Yamaha YZF R6		<b>1'36.611</b>	0.954	0.052	9	156,951	<b>250,0</b>
9	51 M. ENDERLEIN	GER	Kallio Racing	Yamaha YZF R6		<b>1'36.623</b>	0.966	0.012	9	156,932	<b>248,8</b>
10	61 C. ONCU	TUR	Kawasaki Puccetti Racing	Kawasaki ZX-6R		<b>1'36.680</b>	1.023	0.057	9	156,839	<b>248,8</b>
11	66 N. TUULI	FIN	MV Agusta Corse Clienti	MV Agusta F3 675		<b>1'36.801</b>	1.144	0.121	9	156,643	<b>250,6</b>
12	53 V. DEBISE	FRA	GMT94 Yamaha	Yamaha YZF R6		<b>1'36.806</b>	1.149	0.005	9	156,635	<b>246,0</b>
13	29 L. BERNARDI	SMR	CM Racing	Yamaha YZF R6		<b>1'36.821</b>	1.164	0.015	9	156,611	<b>248,3</b>
14	34 K. MANFREDI	ITA	AltoGo Racing Team	Yamaha YZF R6	*	<b>1'37.176</b>	1.519	0.355	9	156,039	<b>248,8</b>
15	22 F. FULIGNI	ITA	VFT Racing	Yamaha YZF R6		<b>1'37.271</b>	1.614	0.095	10	155,886	<b>248,8</b>
16	99 D. WEBB	GBR	WRP Wepol Racing	Yamaha YZF R6		<b>1'37.396</b>	1.739	0.125	9	155,686	<b>247,1</b>
17	50 O. VOSTATEK	CZE	Compos Racing Team By YART	Yamaha YZF R6		<b>1'37.413</b>	1.756	0.017	9	155,659	<b>248,3</b>
18	55 G. HENDRA PRATAMA	INA	Ten Kate Racing Yamaha	Yamaha YZF R6		<b>1'37.581</b>	1.924	0.168	9	155,391	<b>250,6</b>
19	56 P. SEBESTYEN	HUN	Evan Bros. WorldSSP Yamaha Team	Yamaha YZF R6		<b>1'37.634</b>	1.977	0.053	8	155,307	<b>247,1</b>
20	43 L. GRUNWALD	GER	HRP Suzuki	Suzuki GSX-R600		<b>1'37.699</b>	2.042	0.065	9	155,203	<b>246,0</b>
21	11 L. OTTAVIANI	ITA	G.A.P. MOTOZOO Racing by Puccetti	Kawasaki ZX-6R	*	<b>1'37.881</b>	2.224	0.182	9	154,915	<b>247,1</b>
22	25 M. BRENNER	SUI	VFT Racing	Yamaha YZF R6		<b>1'37.950</b>	2.293	0.069	10	154,806	<b>248,3</b>
23	95 V. TAKALA	FIN	Kallio Racing	Yamaha YZF R6		<b>1'38.221</b>	2.564	0.271	2	154,378	<b>251,2</b>
24	32 S. MORAIS	POR	Wojcik Racing Team	Yamaha YZF R6		<b>1'38.343</b>	2.686	0.122	8	154,187	<b>247,1</b>
25	84 M. FABRIZIO	ITA	G.A.P. MOTOZOO Racing by Puccetti	Kawasaki ZX-6R		<b>1'38.458</b>	2.801	0.115	9	154,007	<b>247,1</b>
26	2 L. MONTELLA	ITA	Chiodo Moto Racing	Yamaha YZF R6	*	<b>1'38.635</b>	2.978	0.177	4	153,730	<b>245,5</b>
27	19 P. SZKOPEK	POL	Yamaha MS Racing	Yamaha YZF R6		<b>1'38.660</b>	3.003	0.025	9	153,691	<b>240,5</b>
28	42 S. FROSSARD	SUI	Moto Team Jura Vitesse	Yamaha YZF R6	*	<b>1'38.720</b>	3.063	0.060	10	153,598	<b>252,9</b>
29	24 L. TACCINI	ITA	Orelac Racing VerdNatura	Kawasaki ZX-6R	*	<b>1'39.086</b>	3.429	0.366	9	153,031	<b>248,3</b>
30	10 J. MRKYVKA	CZE	Maco Racing	Yamaha YZF R6		<b>1'39.562</b>	3.905	0.476	8	152,299	<b>241,1</b>
31	69 E. MONTERO HUERTA	ESP	DK Motorsport	Yamaha YZF R6	*	<b>1'40.886</b>	5.229	1.324	9	150,300	<b>242,7</b>
32	26 M. VUGRINEC	CRO	Ferquest - Unior Racing Team	Yamaha YZF R6					0		

\* WorldSSP Challenge

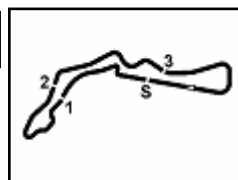
AIR	Humidity:	71%	Temp:	19°C
TRACK	Condition:	Dry	Temp:	26°C

Records	Pole (SP)	2021	M.Gonzalez	1'35.213	159,260	Km/h
	Race (RC1)	2021	M.Gonzalez	1'35.769	158,330	Km/h
	All Times (SP)	2021	M.Gonzalez	1'35.213	159,260	Km/h

Start 08/08/2021 09:25 End 09:51 The results are provisional until the end of the time limit for protests and appeals and the completion of the technical checks.

These data/results cannot be reproduced, stored and/or transmitted in whole or in part by any manner of electronic, mechanical, photocopying, recording, broadcasting or otherwise now known or herein after developed without the previous express consent by the copyright owner, except for reproduction in daily press and regular printed publications on sale to the public within 60 days of the event related to those data/results and always provided that copyright symbol appears together as follows below.

© DORNA WSBK ORGANIZATION Srl 2021



### Tissot Czech Round, 6-8 August 2021

### Results Warm Up

#### Session Highlights

Local Time	No. Rider	Description
09.25.00		Start
09.25.23	<b>55 G. HENDRA PRATAMA</b>	Current Lap Cancelled - Exceeded Track Limits - Turn 1
09.28.48	<b>11 L. OTTAVIANI</b>	Current Lap Cancelled - Exceeded Track Limits - Turn 1
09.30.30	<b>5 P. OETTL</b>	Current Lap Cancelled - Exceeded Track Limits - Turn 1
09.30.30	<b>21 R. KRUMMENACHER</b>	Current Lap Cancelled - Exceeded Track Limits - Turn 1
09.32.01		RED FLAG
09.32.09	<b>16 J. CLUZEL</b>	Current Lap Cancelled - Exceeded Track Limits - Turn 1
09.32.11	<b>84 M. FABRIZIO</b>	Current Lap Cancelled - Exceeded Track Limits - Turn 1
09.32.56	<b>95 V. TAKALA</b>	Crashed - Turn 21
09.33.50	<b>95 V. TAKALA</b>	Medical Centre
09.42.00		Session Restart
09.42.20	<b>66 N. TUULI</b>	Current Lap Cancelled - Exceeded Track Limits - Turn 1
09.45.45	<b>19 P. SZKOPEK</b>	On the Gravel - Re-Joined - Turn 20
09.46.37		WorldSSP300 WUP Pit Lane Will Open at 9.55
09.46.45	<b>81 M. GONZALEZ</b>	Crashed - Turn 1
09.47.42	<b>55 G. HENDRA PRATAMA</b>	Current Lap Cancelled - Exceeded Track Limits - Turn 1
09.48.22	<b>81 M. GONZALEZ</b>	Current Lap Cancelled - Exceeded Track Limits - Turn 1
09.48.35	<b>81 M. GONZALEZ</b>	Re-joined
09.51.51		End Of Session

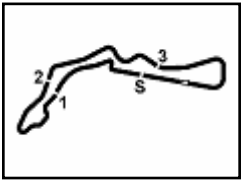
#### Fastest Laps Sequence

No.	Rider	Nat	Team	Bike	Local Time	Time	Gap	Avg
<b>51</b>	<b>M. ENDERLEIN</b>	GER	Kallio Racing	Yamaha YZF R6	09:28'21.714	<b>1'38.040</b>		154,663
<b>29</b>	<b>L. BERNARDI</b>	SMR	CM Racing	Yamaha YZF R6	09:28'31.724	<b>1'37.835</b>	-0.205	154,987
<b>61</b>	<b>C. ONCU</b>	TUR	Kawasaki Puccetti Racing	Kawasaki ZX-6R	09:28'53.327	<b>1'37.142</b>	-0.693	156,093
<b>81</b>	<b>M. GONZALEZ</b>	ESP	Yamaha ParkinGo Team	Yamaha YZF R6	09:29'10.677	<b>1'36.080</b>	-1.062	157,818
<b>81</b>	<b>M. GONZALEZ</b>	ESP	Yamaha ParkinGo Team	Yamaha YZF R6	09:30'46.384	<b>1'35.707</b>	-0.373	158,434
<b>77</b>	<b>D. AEGERTER</b>	SUI	Ten Kate Racing Yamaha	Yamaha YZF R6	09:50'57.252	<b>1'35.657</b>	-0.050	158,516

Start 08/08/2021 09:25 End 09:51 The results are provisional until the end of the time limit for protests and appeals and the completion of the technical checks.

These data/results cannot be reproduced, stored and/or transmitted in whole or in part by any manner of electronic, mechanical, photocopying, recording, broadcasting or otherwise now known or herein after developed without the previous express consent by the copyright owner, except for reproduction in daily press and regular printed publications on sale to the public within 60 days of the event related to those data/results and always provided that copyright symbol appears together as follows below.

© DORNA WSBK ORGANIZATION Srl 2021



Autodrom Most 4.212 m

**Tissot Czech Round, 6-8 August 2021**
**Starting Grid - Race 2 (19 Laps x 4,212 km = 80,028 km)**

1	1	<b>81</b> GONZALEZ M. Yamaha 1'35.213	2	<b>77</b> AEGERTER D. Yamaha 1'35.253	3	<b>5</b> OETTL P. Kawasaki 1'35.409
2	4	<b>16</b> CLUZEL J. Yamaha 1'35.488	5	<b>29</b> BERNARDI L. Yamaha 1'35.578	6	<b>53</b> DEBISE V. Yamaha 1'35.621
3	7	<b>4</b> ODENDAAL S. Yamaha 1'35.648	8	<b>66</b> TUULI N. MV Agusta 1'35.762	9	<b>61</b> ONCU C. Kawasaki 1'35.821
4	10	<b>51</b> ENDERLEIN M. Yamaha 1'35.994	11	<b>94</b> CARICASULO F. Yamaha 1'36.047	12	<b>3</b> DE ROSA R. Kawasaki 1'36.100
5	13	<b>56</b> SEBESTYEN P. Yamaha 1'36.323	14	<b>34</b> MANFREDI K. Yamaha 1'36.340	15	<b>25</b> BRENNER M. Yamaha 1'36.437
6	16	<b>21</b> KRUMMENACHER R. Yamaha 1'36.490	17	<b>22</b> FULIGNI F. Yamaha 1'36.618	18	<b>26</b> VUGRINEC M. Yamaha 1'36.722
7	19	<b>50</b> VOSTATEK O. Yamaha 1'36.796	20	<b>32</b> MORAIS S. Yamaha 1'36.801	21	<b>95</b> TAKALA V. Yamaha 1'37.004
8	22	<b>99</b> WEBB D. Yamaha 1'37.277	23	<b>84</b> FABRIZIO M. Kawasaki 1'37.328	24	<b>43</b> GRUNWALD L. Suzuki 1'37.628
9	25	<b>11</b> OTTAVIANI L. Kawasaki 1'37.629	26	<b>2</b> MONTELLA L. Yamaha 1'37.949	27	<b>42</b> FROSSARD S. Yamaha 1'38.105
10	28	<b>19</b> SZKOPEK P. Yamaha 1'38.495	29	<b>24</b> TACCINI L. Kawasaki 1'39.000	30	<b>10</b> MRKYVKA J. Yamaha 1'39.018
11	31	<b>69</b> MONTERO HUERTA E Yamaha 1'40.078				

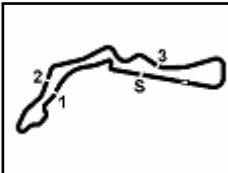
N.52 (Hobelsberger P.) will not take part in the race. Declared unfit after Race 1

N.70 (Alcoba M.) will not take part in the race. Declared unfit after Race 1

N.9 (Hendra Pratama G.) will not take part in the race. Declared unfit after Warm Up

08/08/2021 The Race Director .....

These data/results cannot be reproduced, stored and/or transmitted in whole or in part by any manner of electronic, mechanical, photocopying, recording, broadcasting or otherwise now known or herein after developed without the previous express consent by the copyright owner, except for reproduction in daily press and regular printed publications on sale to the public within 60 days of the event related to those data/results and always provided that copyright symbol appears together as follows below. © DORNA WSBK ORGANIZATION Srl 2021



## Tissot Czech Round, 6-8 August 2021

### Best Sectors & Speed Warm Up

Autodrom Most 4.212 m

BEST LAP		
1	77 D. AEGERTER	Yamaha YZF R6 1'35.657
2	81 M. GONZALEZ	Yamaha YZF R6 1'35.707
3	4 S. ODENDAAL	Yamaha YZF R6 1'36.071
4	94 F. CARICASULO	Yamaha YZF R6 1'36.186
5	16 J. CLUZEL	Yamaha YZF R6 1'36.429
6	5 P. OETTL	Kawasaki ZX-6R 1'36.534
7	3 R. DE ROSA	Kawasaki ZX-6R 1'36.559
8	21 R. KRUMMENACHER	Yamaha YZF R6 1'36.611
9	51 M. ENDERLEIN	Yamaha YZF R6 1'36.623
10	61 C. ONCU	Kawasaki ZX-6R 1'36.680
11	66 N. TUULI	MV Agusta F3 675 1'36.801
12	53 V. DEBISE	Yamaha YZF R6 1'36.806
13	29 L. BERNARDI	Yamaha YZF R6 1'36.821
14	34 K. MANFREDI	Yamaha YZF R6 1'37.176
15	22 F. FULIGNI	Yamaha YZF R6 1'37.271
16	99 D. WEBB	Yamaha YZF R6 1'37.396
17	50 O. VOSTATEK	Yamaha YZF R6 1'37.413
18	55 G. HENDRA PRATAMA	Yamaha YZF R6 1'37.581
19	56 P. SEBESTYEN	Yamaha YZF R6 1'37.634
20	43 L. GRUNWALD	Suzuki GSX-R600 1'37.699
21	11 L. OTTAVIANI	Kawasaki ZX-6R 1'37.881
22	25 M. BRENNER	Yamaha YZF R6 1'37.950
23	95 V. TAKALA	Yamaha YZF R6 1'38.221
24	32 S. MORAIS	Yamaha YZF R6 1'38.343
25	84 M. FABRIZIO	Kawasaki ZX-6R 1'38.458
26	2 L. MONTELLA	Yamaha YZF R6 1'38.635
27	19 P. SZKOPEK	Yamaha YZF R6 1'38.660
28	42 S. FROSSARD	Yamaha YZF R6 1'38.720
29	24 L. TACCINI	Kawasaki ZX-6R 1'39.086
30	10 J. MRKYVKA	Yamaha YZF R6 1'39.562
31	69 E. MONTERO HUERTA	Yamaha YZF R6 1'40.886
32	26 M. VUGRINEC	Yamaha YZF R6

SPEED		
1	42 S. FROSSARD	Yamaha YZF R6 252,9
2	5 P. OETTL	Kawasaki ZX-6R 251,7
3	77 D. AEGERTER	Yamaha YZF R6 251,7
4	95 V. TAKALA	Yamaha YZF R6 251,2
5	16 J. CLUZEL	Yamaha YZF R6 251,2
6	55 G. HENDRA PRATAMA	Yamaha YZF R6 250,6
7	66 N. TUULI	MV Agusta F3 675 250,6
8	21 R. KRUMMENACHER	Yamaha YZF R6 250,0
9	4 S. ODENDAAL	Yamaha YZF R6 250,0
10	34 K. MANFREDI	Yamaha YZF R6 248,8
11	61 C. ONCU	Kawasaki ZX-6R 248,8
12	22 F. FULIGNI	Yamaha YZF R6 248,8
13	51 M. ENDERLEIN	Yamaha YZF R6 248,8
14	24 L. TACCINI	Kawasaki ZX-6R 248,3
15	25 M. BRENNER	Yamaha YZF R6 248,3
16	94 F. CARICASULO	Yamaha YZF R6 248,3
17	29 L. BERNARDI	Yamaha YZF R6 248,3
18	50 O. VOSTATEK	Yamaha YZF R6 248,3
19	11 L. OTTAVIANI	Kawasaki ZX-6R 247,1
20	56 P. SEBESTYEN	Yamaha YZF R6 247,1
21	81 M. GONZALEZ	Yamaha YZF R6 247,1
22	99 D. WEBB	Yamaha YZF R6 247,1
23	84 M. FABRIZIO	Kawasaki ZX-6R 247,1
24	32 S. MORAIS	Yamaha YZF R6 247,1
25	3 R. DE ROSA	Kawasaki ZX-6R 246,6
26	53 V. DEBISE	Yamaha YZF R6 246,0
27	43 L. GRUNWALD	Suzuki GSX-R600 246,0
28	2 L. MONTELLA	Yamaha YZF R6 245,5
29	69 E. MONTERO HUERTA	Yamaha YZF R6 242,7
30	10 J. MRKYVKA	Yamaha YZF R6 241,1
31	19 P. SZKOPEK	Yamaha YZF R6 240,5

SEG. 1		SEG. 2		SEG. 3		SEG. 4	
1	94 F. CARICASULO 23.823	1	77 D. AEGERTER 23.556	1	81 M. GONZALEZ 24.517	1	77 D. AEGERTER 23.586
2	4 S. ODENDAAL 23.836	2	81 M. GONZALEZ 23.574	2	77 D. AEGERTER 24.598	2	4 S. ODENDAAL 23.627
3	16 J. CLUZEL 23.846	3	4 S. ODENDAAL 23.577	3	3 R. DE ROSA 24.679	3	81 M. GONZALEZ 23.644
4	61 C. ONCU 23.849	4	94 F. CARICASULO 23.593	4	94 F. CARICASULO 24.742	4	61 C. ONCU 23.733
5	51 M. ENDERLEIN 23.867	5	53 V. DEBISE 23.675	5	4 S. ODENDAAL 24.784	5	5 P. OETTL 23.802
6	77 D. AEGERTER 23.877	6	5 P. OETTL 23.692	6	29 L. BERNARDI 24.834	6	21 R. KRUMMENACHER 23.803
7	5 P. OETTL 23.969	7	34 K. MANFREDI 23.715	7	5 P. OETTL 24.860	7	16 J. CLUZEL 23.805
8	81 M. GONZALEZ 23.972	8	66 N. TUULI 23.744	8	16 J. CLUZEL 24.860	8	51 M. ENDERLEIN 23.805
9	29 L. BERNARDI 23.985	9	16 J. CLUZEL 23.761	9	61 C. ONCU 24.861	9	3 R. DE ROSA 23.814
10	21 R. KRUMMENACHER 24.008	10	61 C. ONCU 23.801	10	21 R. KRUMMENACHER 24.891	10	66 N. TUULI 23.820
11	3 R. DE ROSA 24.051	11	21 R. KRUMMENACHER 23.819	11	53 V. DEBISE 24.896	11	29 L. BERNARDI 23.872
12	66 N. TUULI 24.054	12	22 F. FULIGNI 23.839	12	51 M. ENDERLEIN 24.900	12	55 G. HENDRA PRATAMA 23.888
13	53 V. DEBISE 24.128	13	51 M. ENDERLEIN 23.855	13	34 K. MANFREDI 24.923	13	99 D. WEBB 23.891
14	55 G. HENDRA PRATAMA 24.138	14	50 O. VOSTATEK 23.860	14	22 F. FULIGNI 24.964	14	94 F. CARICASULO 23.896
15	56 P. SEBESTYEN 24.178	15	29 L. BERNARDI 23.881	15	66 N. TUULI 24.966	15	56 P. SEBESTYEN 23.964
16	50 O. VOSTATEK 24.180	16	3 R. DE ROSA 23.889	16	25 M. BRENNER 25.056	16	50 O. VOSTATEK 23.972
17	22 F. FULIGNI 24.289	17	43 L. GRUNWALD 24.037	17	56 P. SEBESTYEN 25.063	17	34 K. MANFREDI 23.991
18	95 V. TAKALA 24.300	18	99 D. WEBB 24.071	18	99 D. WEBB 25.094	18	43 L. GRUNWALD 24.012
19	43 L. GRUNWALD 24.302	19	55 G. HENDRA PRATAMA 24.078	19	11 L. OTTAVIANI 25.118	19	53 V. DEBISE 24.015
20	25 M. BRENNER 24.312	20	11 L. OTTAVIANI 24.104	20	19 P. SZKOPEK 25.123	20	11 L. OTTAVIANI 24.043
21	99 D. WEBB 24.340	21	32 S. MORAIS 24.105	21	50 O. VOSTATEK 25.168	21	19 P. SZKOPEK 24.103
22	34 K. MANFREDI 24.343	22	56 P. SEBESTYEN 24.127	22	43 L. GRUNWALD 25.196	22	95 V. TAKALA 24.118
23	42 S. FROSSARD 24.395	23	25 M. BRENNER 24.129	23	2 L. MONTELLA 25.215	23	25 M. BRENNER 24.123
24	11 L. OTTAVIANI 24.475	24	84 M. FABRIZIO 24.141	24	84 M. FABRIZIO 25.316	24	22 F. FULIGNI 24.127
25	84 M. FABRIZIO 24.518	25	42 S. FROSSARD 24.263	25	55 G. HENDRA PRATAMA 25.316	25	84 M. FABRIZIO 24.168
26	32 S. MORAIS 24.578	26	19 P. SZKOPEK 24.265	26	32 S. MORAIS 25.324	26	32 S. MORAIS 24.187
27	2 L. MONTELLA 24.623	27	24 L. TACCINI 24.282	27	95 V. TAKALA 25.334	27	42 S. FROSSARD 24.204
28	24 L. TACCINI 24.673	28	95 V. TAKALA 24.313	28	10 J. MRKYVKA 25.404	28	2 L. MONTELLA 24.347
29	19 P. SZKOPEK 24.869	29	10 J. MRKYVKA 24.373	29	42 S. FROSSARD 25.456	29	24 L. TACCINI 24.399
30	10 J. MRKYVKA 25.011	30	2 L. MONTELLA 24.401	30	24 L. TACCINI 25.624	30	69 E. MONTERO HUERTA 24.685
31	69 E. MONTERO HUERTA 25.187	31	69 E. MONTERO HUERTA 24.818	31	69 E. MONTERO HUERTA 26.111	31	10 J. MRKYVKA 24.774

08/08/2021

These data/results cannot be reproduced, stored and/or transmitted in whole or in part by any manner of electronic, mechanical, photocopying, recording, broadcasting or otherwise now known or herein after developed without the previous express consent by the copyright owner, except for reproduction in daily press and regular printed publications on sale to the public within 60 days of the event related to those data/results and always provided that copyright symbol appears together as follows below.

© DORNA WSBK ORGANIZATION Srl 2021

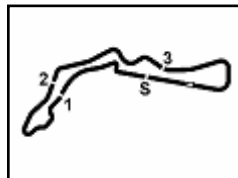
FICR PERUGIA TIMING



Official Tyre Supplier



Official Timekeeper



## Tissot Czech Round, 6-8 August 2021

### Ideal Times Warm Up

No.	Rider	Nat	Bike	Seg. 1 Diff. 1	Seg. 2 Diff. 2	Seg. 3 Diff. 3	Seg. 4 Diff. 4	Ideal Time Best Lap	Pos.	Diff.
1	77 D. AEGERTER	SUI	Yamaha YZF R6	23.877	23.556 +0.040	24.598	23.586	1'35.617 1'35.657	1	0.040
2	81 M. GONZALEZ	ESP	Yamaha YZF R6	23.972	23.574	24.517	23.644	1'35.707 1'35.707	2	
3	4 S. ODENDAAL	RSA	Yamaha YZF R6	23.836	23.577 +0.043	24.784 +0.102	23.627 +0.102	1'35.824 1'36.071	3	0.247
4	94 F. CARICASULO	ITA	Yamaha YZF R6	23.823 +0.098	23.593 +0.034	24.742	23.896	1'36.054 1'36.186	4	0.132
5	61 C. ONCU	TUR	Kawasaki ZX-6R	23.849 +0.390	23.801 +0.017	24.861	23.733 +0.029	1'36.244 1'36.680	10	0.436
6	16 J. CLUZEL	FRA	Yamaha YZF R6	23.846 +0.109	23.761 +0.048	24.860	23.805	1'36.272 1'36.429	5	0.157
7	5 P. OETTL	GER	Kawasaki ZX-6R	23.969	23.692 +0.136	24.860 +0.023	23.802 +0.052	1'36.323 1'36.534	6	0.211
8	51 M. ENDERLEIN	GER	Yamaha YZF R6	23.867 +0.108	23.855 +0.063	24.900 +0.025	23.805	1'36.427 1'36.623	9	0.196
9	3 R. DE ROSA	ITA	Kawasaki ZX-6R	24.051	23.889 +0.035	24.679 +0.091	23.814	1'36.433 1'36.559	7	0.126
10	21 R. KRUMMENACHER	SUI	Yamaha YZF R6	24.008 +0.014	23.819 +0.035	24.891	23.803 +0.041	1'36.521 1'36.611	8	0.090
11	29 L. BERNARDI	SMR	Yamaha YZF R6	23.985 +0.106	23.881	24.834 +0.053	23.872 +0.090	1'36.572 1'36.821	13	0.249
12	66 N. TUULI	FIN	MV Agusta F3 675	24.054	23.744 +0.140	24.966 +0.077	23.820	1'36.584 1'36.801	11	0.217
13	53 V. DEBISE	FRA	Yamaha YZF R6	24.128	23.675	24.896 +0.092	24.015	1'36.714 1'36.806	12	0.092
14	34 K. MANFREDI	ITA	Yamaha YZF R6	24.343	23.715 +0.204	24.923	23.991	1'36.972 1'37.176	14	0.204
15	50 O. VOSTATEK	CZE	Yamaha YZF R6	24.180	23.860 +0.127	25.168 +0.030	23.972 +0.076	1'37.180 1'37.413	17	0.233
16	22 F. FULIGNI	ITA	Yamaha YZF R6	24.289	23.839	24.964 +0.052	24.127	1'37.219 1'37.271	15	0.052
17	56 P. SEBESTYEN	HUN	Yamaha YZF R6	24.178 +0.266	24.127 +0.036	25.063	23.964	1'37.332 1'37.634	19	0.302
18	99 D. WEBB	GBR	Yamaha YZF R6	24.340	24.071	25.094	23.891	1'37.396 1'37.396	16	
19	55 G. HENDRA PRATAMA	INA	Yamaha YZF R6	24.138 +0.117	24.078 +0.044	25.316	23.888	1'37.420 1'37.581	18	0.161
20	43 L. GRUNWALD	GER	Suzuki GSX-R600	24.302 +0.017	24.037	25.196	24.012 +0.135	1'37.547 1'37.699	20	0.152
21	25 M. BRENNER	SUI	Yamaha YZF R6	24.312 +0.107	24.129 +0.089	25.056 +0.089	24.123 +0.045	1'37.620 1'37.950	22	0.330
22	11 L. OTTAVIANI	ITA	Kawasaki ZX-6R	24.475 +0.012	24.104	25.118 +0.066	24.043 +0.063	1'37.740 1'37.881	21	0.141
23	95 V. TAKALA	FIN	Yamaha YZF R6	24.300 +0.156	24.313	25.334	24.118	1'38.065 1'38.221	23	0.156
24	84 M. FABRIZIO	ITA	Kawasaki ZX-6R	24.518 +0.235	24.141 +0.031	25.316	24.168 +0.049	1'38.143 1'38.458	25	0.315
25	32 S. MORAIS	POR	Yamaha YZF R6	24.578 +0.093	24.105 +0.021	25.324	24.187 +0.035	1'38.194 1'38.343	24	0.149
26	42 S. FROSSARD	SUI	Yamaha YZF R6	24.395 +0.108	24.263 +0.093	25.456 +0.049	24.204 +0.152	1'38.318 1'38.720	28	0.402
27	19 P. SZKOPEK	POL	Yamaha YZF R6	24.869 +0.082	24.265 +0.052	25.123	24.103 +0.166	1'38.360 1'38.660	27	0.300
28	2 L. MONTELLA	ITA	Yamaha YZF R6	24.623 +0.049	24.401	25.215	24.347	1'38.586 1'38.635	26	0.049
29	24 L. TACCINI	ITA	Kawasaki ZX-6R	24.673	24.282	25.624 +0.108	24.399	1'38.978 1'39.086	29	0.108
30	10 J. MRKYVKA	CZE	Yamaha YZF R6	25.011	24.373	25.404	24.774	1'39.562 1'39.562	30	
31	69 E. MONTERO HUERTA	ESP	Yamaha YZF R6	25.187	24.818 +0.022	26.111 +0.061	24.685 +0.002	1'40.801 1'40.886	31	0.085
	26 M. VUGRINEC	CRO	Yamaha YZF R6							
<b>Overall Ideal Time</b>				23.823	23.556	24.517	23.586	1'35.482		

08/08/2021

These data/results cannot be reproduced, stored and/or transmitted in whole or in part by any manner of electronic, mechanical, photocopying, recording, broadcasting or otherwise now known or herein after developed without the previous express consent by the copyright owner, except for reproduction in daily press and regular printed publications on sale to the public within 60 days of the event related to those data/results and always provided that copyright symbol appears together as follows below.

© DORNA WSBK ORGANIZATION Srl 2021

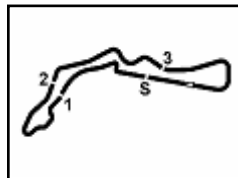
FICR PERUGIA TIMING



Official Tyre Supplier



Official Timekeeper



Autodrom Most 4.212 m  
2 / 2

## Tissot Czech Round, 6-8 August 2021

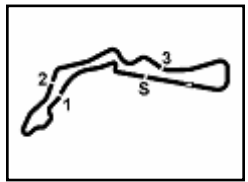
### Ideal Times Warm Up

No. Rider	Nat	Bike	Seg. 1	Seg. 2	Seg. 3	Seg. 4	Ideal Time		
			Diff. 1	Diff. 2	Diff. 3	Diff. 4	Best Lap	Pos.	Diff.

08/08/2021  
 These data/results cannot be reproduced, stored and/or transmitted in whole or in part by any manner of electronic, mechanical, photocopying, recording, broadcasting or otherwise now known or herein after developed without the previous express consent by the copyright owner, except for reproduction in daily press and regular printed publications on sale to the public within 60 days of the event related to those data/results and always provided that copyright symbol appears together as follows below.  
 © DORNA WSBK ORGANIZATION Srl 2021







## Tissot Czech Round, 6-8 August 2021 Chronological Analysis Warm Up

Autodrom Most 4.212 m

1 / 4

1° 77 D. AEGERTER (1'35.657)								6° 5 P. OETTL (1'36.534)							
Lap	Seg.1	Seg.2	Seg.3	Seg.4	Lap Time	km/h	Local Time	Lap	Seg.1	Seg.2	Seg.3	Seg.4	Lap Time	km/h	Local Time
1		24.974	27.786	24.526			9:27'56.294	1		28.475	25.990	24.510			9:27'00.353
2	24.298	23.831	24.834	23.707	1'36.670	241,1	9:29'32.964	2	26.354	24.488	26.309	24.147	1'41.298	251,2	9:28'41.651
3	24.079	<b>23.556</b>	24.627	23.694	1'35.956	243,2	9:31'08.920	3	24.354	24.137	25.155	24.026	1'37.672	246,0	9:30'19.323
4	23.998	23.617	25.295	38.140	1'51.050CP	245,5	9:32'59.970	4	28.407	24.026	25.004	24.560	1'41.997C	<b>251,7</b>	9:32'01.320
5	10'19.144	24.180	25.151	24.173	11'32.648P		9:44'32.618	5	26.495	28.408	26.849	44.835	2'06.587CP	247,7	9:34'07.907
6	24.240	23.604	24.801	23.809	1'36.454	242,2	9:46'09.072	6	8'34.403	26.143	25.365	24.429	9'50.340P		9:43'58.247
7	24.178	23.631	24.673	23.731	1'36.213	243,2	9:47'45.285	7	24.151	23.987	<b>24.860</b>	23.879	1'36.877	248,8	9:45'35.124
8	24.085	23.749	24.706	23.770	1'36.310	245,5	9:49'21.595	8	24.187	<b>23.692</b>	25.037	23.956	1'36.872	248,3	9:47'11.996
9	<b>23.877</b>	23.596	<b>24.598</b>	<b>23.586</b>	<b>1'35.657</b>	<b>251,7</b>	9:50'57.252	9	24.128	23.704	24.907	<b>23.802</b>	1'36.541	247,7	9:48'48.537
								10	<b>23.969</b>	23.828	24.883	23.854	<b>1'36.534</b>	247,7	9:50'25.071

2° 81 M. GONZALEZ (1'35.707)								7° 3 R. DE ROSA (1'36.559)							
Lap	Seg.1	Seg.2	Seg.3	Seg.4	Lap Time	km/h	Local Time	Lap	Seg.1	Seg.2	Seg.3	Seg.4	Lap Time	km/h	Local Time
1		24.825	25.108	23.934			9:27'34.597	1		27.941	26.511	25.988			9:27'35.297
2	24.081	23.594	24.554	23.851	1'36.080	243,2	9:29'10.677	2	24.623	24.418	25.141	24.029	1'38.211	243,2	9:29'13.508
3	<b>23.972</b>	<b>23.574</b>	<b>24.517</b>	<b>23.644</b>	<b>1'35.707</b>	244,3	9:30'46.384	3	24.551	24.136	25.008	23.923	1'37.618	243,2	9:30'51.126
4	24.191	23.648	24.552	38.121	1'50.512CP	246,6	9:32'36.896	4	24.373	24.039	24.842	47.283	2'00.537CP	244,3	9:32'51.663
5	10'53.367	24.429	24.968	23.989	12'06.753P		9:44'43.649	5	9'51.702	26.654	25.918	24.381	1'108.655P		9:44'00.318
6	24.127	23.875	24.673	23.937	1'36.612	242,7	9:46'20.261	6	24.178	24.357	25.002	24.169	1'37.706	<b>246,6</b>	9:45'38.024
7	2'25.753	27.656	25.557	24.285	3'43.251C	<b>247,1</b>	9:50'03.512	7	24.295	<b>23.889</b>	24.758	23.834	1'36.776	244,9	9:47'14.800
								8	<b>24.051</b>	23.924	24.770	<b>23.814</b>	<b>1'36.559</b>	243,8	9:48'51.359
								9	24.125	23.922	<b>24.679</b>	23.849	1'36.575	243,8	9:50'27.934

3° 4 S. ODENDAAL (1'36.071)								8° 21 R. KRUMMENACHER (1'36.611)							
Lap	Seg.1	Seg.2	Seg.3	Seg.4	Lap Time	km/h	Local Time	Lap	Seg.1	Seg.2	Seg.3	Seg.4	Lap Time	km/h	Local Time
1		25.458	25.623	24.192			9:28'01.990	1		27.230	27.486	24.533			9:27'00.244
2	24.367	23.975	24.918	23.744	1'37.004	247,1	9:29'38.994	2	24.397	24.268	29.108	24.253	1'42.026	246,0	9:28'42.270
3	24.110	23.824	24.812	<b>23.627</b>	1'36.373	248,3	9:31'15.367	3	24.150	24.026	25.403	24.109	1'37.688	245,5	9:30'19.958
4	23.933	23.835	27.375	42.431	1'57.574CP	248,3	9:33'12.941	4	28.531	24.070	25.210	25.270	1'43.081C	246,6	9:32'03.039
5	10'22.266	24.135	24.874	23.843	11'35.118P		9:44'48.059	5	31.212	28.731	27.351	47.750	2'15.044CP	157,2	9:34'18.083
6	23.883	23.612	25.134	23.831	1'36.460	247,1	9:46'24.519	6	8'24.639	25.930	25.559	24.497	9'40.625P		9:43'58.708
7	24.010	<b>23.577</b>	<b>24.784</b>	23.752	1'36.123	248,3	9:48'00.642	7	24.022	23.854	<b>24.891</b>	23.844	<b>1'36.611</b>	247,7	9:45'35.319
8	<b>23.836</b>	23.620	24.886	23.729	<b>1'36.071</b>	248,8	9:49'36.713	8	24.148	<b>23.819</b>	24.905	23.978	1'36.850	249,4	9:47'12.169
9	23.883	23.657	25.014	23.767	1'36.321	<b>250,0</b>	9:51'13.034	9	24.186	24.271	25.357	23.996	1'37.810	<b>250,0</b>	9:48'49.979
								10	<b>24.008</b>	24.019	24.933	<b>23.803</b>	1'36.763	247,1	9:50'26.742

4° 94 F. CARICASULO (1'36.186)								9° 51 M. ENDERLEIN (1'36.623)							
Lap	Seg.1	Seg.2	Seg.3	Seg.4	Lap Time	km/h	Local Time	Lap	Seg.1	Seg.2	Seg.3	Seg.4	Lap Time	km/h	Local Time
1							9:25'15.595	1		25.503	25.790	24.364			9:26'43.674
2	41.768	26.380	26.296	25.085	1'59.529P		9:27'15.124	2	24.138	24.357	25.338	24.207	1'38.040	244,9	9:28'21.714
3	24.577	24.074	25.118	24.210	1'37.979	243,8	9:28'53.103	3	24.045	24.123	25.175	24.235	1'37.578	246,6	9:29'59.292
4	24.504	24.206	24.888	24.106	1'37.704	243,2	9:30'30.807	4	23.999	24.066	24.956	24.069	1'37.090	246,0	9:31'36.382
5	24.143	23.770	24.883	24.462	1'37.258C	<b>248,3</b>	9:32'08.065	5	23.983	28.721	27.641	43.549	2'03.894CP	246,0	9:33'40.276
6	29.708	26.898	26.735	47.348	2'10.689CP	200,7	9:34'18.754	6	9'06.655	25.916	45.346	26.245	10'44.162P		9:44'24.438
7	9'03.774	24.597	25.069	24.514	10'17.954P		9:44'36.708	7	25.035	24.668	25.564	24.059	1'39.326	247,7	9:46'03.764
8	<b>23.823</b>	23.614	24.935	23.965	1'36.337	246,0	9:46'13.045	8	23.876	<b>23.855</b>	24.977	23.921	1'36.629	248,3	9:47'40.393
9	23.921	23.627	<b>24.742</b>	<b>23.896</b>	<b>1'36.186</b>	246,6	9:47'49.231	9	<b>23.867</b>	23.955	<b>24.900</b>	24.072	1'36.794	<b>248,8</b>	9:49'17.187
10	23.912	<b>23.593</b>	24.951	24.064	1'36.520	247,1	9:49'25.751	10	23.975	23.918	24.925	<b>23.805</b>	<b>1'36.623</b>	247,1	9:50'53.810
11	23.866	23.830	25.121	24.174	1'36.991	247,1	9:51'02.742								

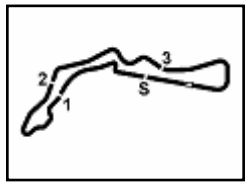
  

5° 16 J. CLUZEL (1'36.429)								10° 61 C. ONCU (1'36.680)							
Lap	Seg.1	Seg.2	Seg.3	Seg.4	Lap Time	km/h	Local Time	Lap	Seg.1	Seg.2	Seg.3	Seg.4	Lap Time	km/h	Local Time
1		26.441	26.621	26.374			9:26'57.884	1		26.013	26.603	25.528			9:27'16.185
2	24.502	24.597	25.403	24.077	1'38.579	247,7	9:28'36.463	2	24.461	23.992	24.956	<b>23.733</b>	1'37.142	245,5	9:28'53.327
3	24.063	25.100	30.961	24.284	1'44.408	247,7	9:30'20.871	3	24.124	<b>23.801</b>	24.892	23.963	1'36.780	<b>248,8</b>	9:30'30.107
4	24.016	23.823	25.347	24.243	1'37.429	248,8	9:31'58.300	4	24.137	23.918	25.047	24.181	1'37.283C	244,9	9:32'07.390
5	29.188	28.533	26.732	41.646	2'06.099CP	<b>251,2</b>	9:34'04.399	5	27.847	26.322	25.517	41.171	2'00.857CP	222,2	9:34'08.247
6	8'54.001	39.208	27.666	28.470	10'29.345P		9:44'33.744	6	8'33.752	26.325	25.145	24.348	9'49.570P		9:43'57.817
7	24.205	23.964	25.044	23.946	1'37.159	246,6	9:46'10.903	7	24.140	23.871	24.989	24.029	1'37.029	244,9	9:45'34.846
8	23.955	23.809	<b>24.860</b>	<b>23.805</b>	<b>1'36.429</b>	248,8	9:47'47.332	8	<b>23.849</b>	23.887	24.999	23.969	1'36.704	244,9	9:47'11.550
9	23.860	<b>23.761</b>	24.972	23.889	1'36.482	249,4	9:49'23.814	9	24.034	23.813	25.166	23.980	1'36.993	244,3	9:48'48.543
10	<b>23.846</b>	23.896	28.502	24.017	1'40.261	249,4	9:51'04.075								

08/08/2021 P = Pits In/Out - C = Lap Time Cancelled

These data/results cannot be reproduced, stored and/or transmitted in whole or in part by any manner of electronic, mechanical, photocopying, recording, broadcasting or otherwise now known or herein after developed without the previous express consent by the copyright owner, except for reproduction in daily press and regular printed publications on sale to the public within 60 days of the event related to those data/results and always provided that copyright symbol appears together as follows below.

© DORNA WSBK ORGANIZATION Srl 2021



## Tissot Czech Round, 6-8 August 2021

### Chronological Analysis Warm Up

Autodrom Most 4.212 m

2 / 4

11° 66 N. TUULI (1'36.801)							
Lap	Seg.1	Seg.2	Seg.3	Seg.4	Lap Time	km/h	Local Time
1		29.152	26.050	24.328			9:27'01.296
2	24.556	24.306	25.917	24.254	1'39.033	244,9	9:28'40.329
3	24.749	24.188	25.277	24.177	1'38.391	243,2	9:30'18.720
4	24.445	24.152	25.593	24.327	1'38.517	246,0	9:31'57.237
5	25.068	25.863	27.206	40.534	1'58.671CP	243,8	9:33'55.908
6	8'40.669	24.948	25.738	24.034	9'55.389CP		9:43'51.297
7	24.117	23.822	24.990	23.897	1'36.826	244,9	9:45'28.123
8	24.514	24.308	25.488	23.948	1'38.258	<b>250,6</b>	9:47'06.381
9	<b>24.054</b>	23.884	25.043	<b>23.820</b>	1'36.801	242,2	9:48'43.182
10	24.219	<b>23.744</b>	<b>24.966</b>	23.926	1'36.855	242,2	9:50'20.037

12° 53 V. DEBISE (1'36.806)							
Lap	Seg.1	Seg.2	Seg.3	Seg.4	Lap Time	km/h	Local Time
1		25.188	25.889	24.347			9:26'45.039
2	24.595	24.269	25.521	24.190	1'38.575	244,9	9:28'23.614
3	24.221	23.916	25.043	24.230	1'37.410	<b>246,0</b>	9:30'01.024
4	24.438	23.747	24.915	24.197	1'37.297	243,8	9:31'38.321
5	24.089	25.599	26.878	39.138	1'55.704CP	245,5	9:33'34.025
6	8'53.247	24.396	25.422	24.296	10'07.361P		9:43'41.386
7	24.250	23.774	25.099	24.248	1'37.371	244,3	9:45'18.757
8	24.140	23.820	24.947	24.179	1'37.086	244,9	9:46'55.843
9	24.218	23.719	<b>24.896</b>	24.041	1'36.874	244,3	9:48'32.717
10	<b>24.128</b>	<b>23.675</b>	24.988	<b>24.015</b>	<b>1'36.806</b>	244,3	9:50'09.523

13° 29 L. BERNARDI (1'36.821)							
Lap	Seg.1	Seg.2	Seg.3	Seg.4	Lap Time	km/h	Local Time
1		25.834	26.198	24.626			9:26'53.889
2	24.477	24.167	25.133	24.058	1'37.835	244,9	9:28'31.724
3	24.266	24.085	25.143	23.962	1'37.456	243,8	9:30'09.180
4	<b>23.985</b>	23.957	25.493	24.005	1'37.440	244,9	9:31'46.620
5	25.449	27.650	28.981	43.595	2'05.675CP	246,0	9:33'52.295
6	8'47.090	33.013	41.726	30.200	10'32.029P		9:44'24.324
7	24.910	24.801	26.407	24.320	1'40.438	243,8	9:46'04.762
8	24.138	23.991	<b>24.834</b>	<b>23.872</b>	1'36.835	247,1	9:47'41.597
9	24.091	<b>23.881</b>	24.887	23.962	<b>1'36.821</b>	<b>248,3</b>	9:49'18.418
10	24.146	24.017	25.022	24.250	1'37.435	247,7	9:50'55.853

14° 34 K. MANFREDI (1'37.176)							
Lap	Seg.1	Seg.2	Seg.3	Seg.4	Lap Time	km/h	Local Time
1		25.171	25.819	24.381			9:26'45.185
2	24.605	24.324	25.508	24.278	1'38.715	<b>248,8</b>	9:28'23.900
3	<b>24.343</b>	23.919	<b>24.923</b>	<b>23.991</b>	1'37.176	247,7	9:30'01.076
4	24.613	24.120	25.038	24.038	1'37.809	247,1	9:31'38.885
5	24.208	25.482	26.876	38.853	1'55.419CP	244,3	9:33'34.304
6	8'53.711	24.209	25.509	24.424	10'07.853P		9:43'42.157
7	24.443	23.881	25.029	24.025	1'37.378	243,8	9:45'19.535
8	24.407	23.919	24.984	24.072	1'37.382	244,3	9:46'56.917
9	24.520	<b>23.715</b>	25.050	24.069	1'37.354	241,1	9:48'34.271
10	24.403	28.553	29.522	24.162	1'46.640	241,6	9:50'20.911

15° 22 F. FULIGNI (1'37.271)							
Lap	Seg.1	Seg.2	Seg.3	Seg.4	Lap Time	km/h	Local Time
1							9:24'57.988
2	1'00.405	26.124	26.254	25.720	2'18.503P		9:27'16.491
3	24.938	24.301	25.576	24.467	1'39.282	243,8	9:28'55.773
4	24.327	23.920	<b>24.964</b>	24.317	1'37.528	<b>248,8</b>	9:30'33.301
5	24.292	23.980	25.206	24.758	1'38.236C	241,1	9:32'11.537
6	26.568	25.653	25.596	48.132	2'05.949CP	227,4	9:34'17.486

7	8'31.739	25.274	32.292	28.015	9'57.320P		9:44'14.806
8	24.646	24.450	26.434	24.419	1'39.949	241,1	9:45'54.755
9	<b>24.289</b>	<b>23.839</b>	25.016	<b>24.127</b>	<b>1'37.271</b>	242,7	9:47'32.026
10	24.316	24.390	25.293	24.201	1'38.200	246,0	9:49'10.226
11	24.452	24.109	25.507	24.269	1'38.337	248,3	9:50'48.563

16° 99 D. WEBB (1'37.396)							
Lap	Seg.1	Seg.2	Seg.3	Seg.4	Lap Time	km/h	Local Time
1							9:25'07.554
2	59.398	25.349	35.581	28.131	2'28.459P		9:27'36.013
3	26.484	24.655	25.396	24.328	1'40.863	241,6	9:29'16.876
4	24.544	24.452	25.345	24.195	1'38.536	241,6	9:30'55.412
5	24.485	24.467	26.031	46.182	2'01.165CP	242,7	9:32'56.577
6	9'43.149	31.600	39.071	26.115	11'19.935P		9:44'16.512
7	25.001	24.285	25.289	24.460	1'39.035	245,5	9:45'55.547
8	<b>24.340</b>	<b>24.071</b>	<b>25.094</b>	<b>23.891</b>	<b>1'37.396</b>	<b>247,1</b>	9:47'32.943
9	24.730	27.962	29.622	23.989	1'46.303	246,6	9:49'19.246
10	24.349	24.160	25.111	23.920	1'37.540	245,5	9:50'56.786

17° 50 O. VOSTATEK (1'37.413)							
Lap	Seg.1	Seg.2	Seg.3	Seg.4	Lap Time	km/h	Local Time
1		25.157	25.576	24.472			9:26'44.676
2	24.874	24.246	25.437	24.359	1'38.916	241,1	9:28'23.592
3	24.521	26.219	25.230	24.236	1'40.206	242,2	9:30'03.798
4	24.400	24.015	25.708	24.371	1'38.494	241,6	9:31'42.292
5	24.236	24.845	28.047	43.156	2'00.284CP	243,2	9:33'42.576
6	8'51.643	25.942	27.790	24.416	10'09.791P		9:43'52.367
7	24.466	<b>23.860</b>	<b>25.168</b>	24.054	1'37.548	<b>248,3</b>	9:45'29.915
8	24.183	24.172	25.188	<b>23.972</b>	1'37.515	246,0	9:47'07.430
9	24.388	24.249	25.279	24.171	1'38.087	246,6	9:48'45.517
10	<b>24.180</b>	23.987	25.198	24.048	<b>1'37.413</b>	242,7	9:50'22.930

18° 55 G. HENDRA PRATAMA (1'37.581)							
Lap	Seg.1	Seg.2	Seg.3	Seg.4	Lap Time	km/h	Local Time
1		27.068	26.312	24.743			9:26'58.423
2	24.344	24.489	25.684	23.939	1'38.456	248,8	9:28'36.879
3	<b>24.138</b>	24.654	27.955	28.141	1'44.888	248,8	9:30'21.767
4	24.294	<b>24.078</b>	25.466	24.039	1'37.877	248,8	9:31'59.644
5	27.030	30.431	27.319	48.113	2'12.893CP	<b>250,6</b>	9:34'12.537
6	8'27.508	32.918	37.838	25.042	10'03.306P		9:44'15.843
7	24.500	24.299	25.361	24.020	1'38.180	246,6	9:45'54.023
8	24.255	24.122	<b>25.316</b>	<b>23.888</b>	<b>1'37.581</b>	246,0	9:47'31.604
9	27.550	24.733	25.925	24.233	1'42.441C	248,3	9:49'14.045
10	24.599	24.482	25.523	24.077	1'38.681	244,9	9:50'52.726

19° 56 P. SEBESTYEN (1'37.634)							
Lap	Seg.1	Seg.2	Seg.3	Seg.4	Lap Time	km/h	Local Time
1		25.119	30.299	27.813			9:28'02.608
2	24.444	24.163	<b>25.063</b>	<b>23.964</b>	<b>1'37.634</b>	244,9	9:29'40.242
3	24.231	<b>24.127</b>	25.221	24.121	1'37.700	244,9	9:31'17.942
4	24.240	24.300	27.270	42.960	1'58.770CP	244,9	9:33'16.712
5	9'22.939	33.100	40.326	26.545	11'02.910P		9:44'19.622
6	24.410	24.238	25.279	24.240	1'38.167	244,9	9:45'57.789
7	27.604	28.128	25.386	24.251	1'45.369	246,6	9:47'43.158
8	24.373	24.253	25.382	24.338	1'38.346	246,6	9:49'21.504
9	<b>24.178</b>	25.891	28.787	24.823	1'43.679	<b>247,1</b>	9:51'05.183

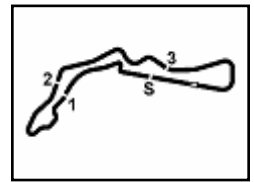
20° 43 L. GRUNWALD (1'37.699)							
Lap	Seg.1	Seg.2	Seg.3	Seg.4	Lap Time	km/h	Local Time
1		26.032	28.064	28.334			9:26'54.874
2	24.871	24.752	25.746	24.393	1'39.762	244,3	9:28'34.636
3	24.597	24.288	25.484	24.350	1'38.719	241,6	9:30'13.355

08/08/2021 P = Pits In/Out - C = Lap Time Cancelled

These data/results cannot be reproduced, stored and/or transmitted in whole or in part by any manner of electronic, mechanical, photocopying, recording, broadcasting or otherwise now known or herein after developed without the previous express consent by the copyright owner, except for reproduction in daily press and regular printed publications on sale to the public within 60 days of the event related to those data/results and always provided that copyright symbol appears together as follows below.

© DORNA WSBK ORGANIZATION Srl 2021





Autodrom Most 4.212 m

3 / 4

## Tissot Czech Round, 6-8 August 2021 Chronological Analysis Warm Up

4	24.590	24.056	25.559	24.361	1'38.566	243,8	9:31'51.921	8	24.753	24.172	<b>25.316</b>	24.217	<b>1'38.458</b>	241,1	9:47'16.454
5	28.357	27.197	28.017	47.541	2'11.112CP	242,2	9:34'03.033	9	29.088	25.642	27.620	26.376	1'48.726	244,3	9:49'05.180
6	8'34.207	25.206	26.084	24.419	9'49.916P		9:43'52.949	10	24.835	24.279	25.334	24.209	1'38.657	242,2	9:50'43.837
7	24.421	24.110	25.389	24.200	1'38.120	<b>246,0</b>	9:45'31.069								
8	24.319	<b>24.037</b>	<b>25.196</b>	24.147	<b>1'37.699</b>	245,5	9:47'08.768								
9	<b>24.302</b>	24.162	25.323	<b>24.012</b>	1'37.799	244,9	9:48'46.567								
10	24.562	24.076	25.368	24.075	1'38.081	<b>246,0</b>	9:50'24.648								

### 21° 11 L. OTTAVIANI (1'37.881)

Lap	Seg.1	Seg.2	Seg.3	Seg.4	Lap Time	km/h	Local Time
1		27.511	26.690	24.843			9:26'58.740
2	24.580	24.408	25.493	24.418	1'38.899	244,3	9:28'37.639
3	27.766	24.573	25.040	24.125	1'41.504C	243,2	9:30'19.143
4	24.573	24.343	25.405	24.539	1'38.860	245,5	9:31'58.003
5	28.250	27.776	27.066	1'00.194	2'23.286CP	243,2	9:34'21.289
6	8'07.281	24.687	29.234	26.262	9'27.464P		9:43'48.753
7	24.715	26.270	25.173	24.192	1'40.350	243,2	9:45'29.103
8	24.762	24.136	<b>25.118</b>	<b>24.043</b>	1'38.059	244,3	9:47'07.162
9	<b>24.475</b>	24.277	25.726	24.181	1'38.659	243,8	9:48'45.821
10	24.487	<b>24.104</b>	25.184	24.106	<b>1'37.881</b>	<b>247,1</b>	9:50'23.702

### 22° 25 M. BRENNER (1'37.950)

Lap	Seg.1	Seg.2	Seg.3	Seg.4	Lap Time	km/h	Local Time
1							9:24'54.761
2	42.159	25.407	26.514	25.348	1'59.428P		9:26'54.189
3	24.815	24.270	25.191	24.138	1'38.414	243,8	9:28'32.603
4	24.419	24.218	25.145	24.168	<b>1'37.950</b>	<b>248,3</b>	9:30'10.553
5	24.516	<b>24.129</b>	<b>25.056</b>	26.501	1'40.202	243,2	9:31'50.755
6	26.149	26.943	27.832	44.947	2'05.871CP	238,9	9:33'56.626
7	9'01.079	25.132	26.162	25.115	10'17.488P		9:44'14.114
8	24.656	24.201	25.179	24.326	1'38.362	243,2	9:45'52.476
9	<b>24.312</b>	24.331	25.227	24.195	1'38.065	244,3	9:47'30.541
10	24.675	24.313	25.310	24.285	1'38.583	244,3	9:49'09.124
11	24.554	24.182	25.173	<b>24.123</b>	1'38.032	244,3	9:50'47.156

### 23° 95 V. TAKALA (1'38.221)

Lap	Seg.1	Seg.2	Seg.3	Seg.4	Lap Time	km/h	Local Time
1		25.512	26.010	24.707			9:26'59.188
2	24.588	24.607	25.423	24.386	1'39.004	<b>251,2</b>	9:28'38.192
3	24.456	<b>24.313</b>	<b>25.334</b>	<b>24.118</b>	<b>1'38.221</b>	248,8	9:30'16.413

### 24° 32 S. MORAIS (1'38.343)

Lap	Seg.1	Seg.2	Seg.3	Seg.4	Lap Time	km/h	Local Time
1		28.283	26.482	25.105			9:27'16.948
2	25.037	24.390	25.381	24.254	1'39.062	243,2	9:28'56.010
3	<b>24.578</b>	24.423	25.471	37.648	1'52.120P	<b>247,1</b>	9:30'48.130
4	1'32.630	26.617	26.325	45.290	3'10.862CP		9:33'58.992
5	8'43.965	26.797	26.035	24.527	10'01.324P		9:44'00.316
6	24.694	29.587	26.042	24.262	1'44.585	236,3	9:45'44.901
7	24.668	<b>24.105</b>	25.392	<b>24.187</b>	1'38.352	244,3	9:47'23.253
8	25.043	24.252	25.421	25.330	1'40.046	241,6	9:49'03.299
9	24.671	24.126	<b>25.324</b>	24.222	<b>1'38.343</b>	242,7	9:50'41.642

### 25° 84 M. FABRIZIO (1'38.458)

Lap	Seg.1	Seg.2	Seg.3	Seg.4	Lap Time	km/h	Local Time
1		27.482	28.040	27.258			9:26'55.847
2	25.556	30.056	26.417	24.628	1'46.657	242,2	9:28'42.504
3	24.858	24.192	25.460	<b>24.168</b>	1'38.678	244,9	9:30'21.182
4	<b>24.518</b>	<b>24.141</b>	25.578	24.644	1'38.881	<b>247,1</b>	9:32'00.063
5	32.081	27.105	27.648	49.983	2'16.817CP	197,8	9:34'16.880
6	8'15.843	29.427	26.864	30.180	9'42.314P		9:43'59.194
7	24.638	24.227	25.476	24.461	1'38.802	246,6	9:45'37.996

### 26° 2 L. MONTELLA (1'38.635)

Lap	Seg.1	Seg.2	Seg.3	Seg.4	Lap Time	km/h	Local Time
1							9:25'31.017
2	42.468	25.896	26.150	24.925	1'59.439P		9:27'30.456
3	25.339	24.844	25.565	24.469	1'40.217	242,7	9:29'10.673
4	24.672	<b>24.401</b>	<b>25.215</b>	<b>24.347</b>	<b>1'38.635</b>	243,2	9:30'49.308
5	<b>24.623</b>	24.517	25.313	42.669	1'57.122CP	<b>245,5</b>	9:32'46.430

### 27° 19 P. SZKOPEK (1'38.660)

Lap	Seg.1	Seg.2	Seg.3	Seg.4	Lap Time	km/h	Local Time
1		25.621	25.887	24.725			9:26'48.191
2	28.049	25.244	26.565	24.382	1'44.240	237,9	9:28'32.431
3	24.951	24.317	<b>25.123</b>	24.269	<b>1'38.660</b>	238,9	9:30'11.091
4	<b>24.869</b>	24.288	30.995	24.687	1'44.839	238,4	9:31'55.930
5	29.281	28.143	27.604	45.359	2'10.387CP	236,8	9:34'06.317
6	8'29.900	25.431	26.167	24.346	9'45.844P		9:43'52.161
7	24.887	24.330	25.637	42.992	1'57.846	240,0	9:45'50.007
8	25.979	<b>25.469</b>	25.290	24.237	1'40.975	234,8	9:47'30.982
9	25.165	<b>24.265</b>	25.253	24.318	1'39.001	240,0	9:49'09.983
10	24.956	24.342	25.293	<b>24.103</b>	1'38.694	<b>240,5</b>	9:50'48.677

### 28° 42 S. FROSSARD (1'38.720)

Lap	Seg.1	Seg.2	Seg.3	Seg.4	Lap Time	km/h	Local Time
1							9:25'17.730
2	41.499	25.544	26.416	25.474	1'58.933P		9:27'16.663
3	24.485	24.267	25.735	24.512	1'38.999	<b>252,9</b>	9:28'55.662
4	24.534	<b>24.263</b>	25.503	24.533	1'38.833	243,8	9:30'34.495
5	<b>24.395</b>	24.373	25.619	25.120	1'39.507C	246,0	9:32'14.002
6	25.833	25.457	26.592	45.421	2'03.303CP	242,7	9:34'17.305
7	8'14.137	25.388	26.155	25.406	9'31.086P		9:43'48.391
8	24.743	24.686	25.622	24.501	1'39.552	244,3	9:45'27.943
9	24.503	24.356	25.505	24.356	<b>1'38.720</b>	244,3	9:47'06.663
10	24.715	24.324	25.537	24.425	1'39.001	248,8	9:48'45.664
11	24.861	24.393	<b>25.456</b>	<b>24.204</b>	1'38.914	<b>252,9</b>	9:50'24.578

### 29° 24 L. TACCINI (1'39.086)

Lap	Seg.1	Seg.2	Seg.3	Seg.4	Lap Time	km/h	Local Time
1		27.385	28.142	25.607			9:26'54.414
2	25.210	25.147	25.936	24.773	1'41.066	244,3	9:28'35.480
3	24.761	24.723	25.742	24.605	1'39.831	245,5	9:30'15.311
4	25.115	27.164	26.322	24.762	1'43.363	246,0	9:31'58.674
5	26.852	27.443	27.576	43.035	2'04.906CP	244,3	9:34'03.580
6	8'29.384	29.792	26.514	30.033	9'55.723P		9:43'59.303
7	24.964	24.472	25.682	24.508	1'39.626	<b>248,3</b>	9:45'38.929
8	<b>24.673</b>	<b>24.282</b>	25.732	<b>24.399</b>	<b>1'39.086</b>	246,6	9:47'18.015
9	24.694	24.555	<b>25.624</b>	24.710	1'39.583	246,0	9:48'57.598
10	25.102	24.642	25.835	24.535	1'40.114	243,2	9:50'37.712

### 30° 10 J. MRKYVKA (1'39.562)

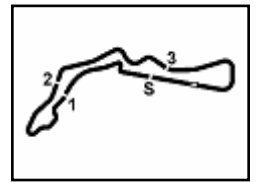
Lap	Seg.1	Seg.2	Seg.3	Seg.4	Lap Time	km/h	Local Time
1							9:24'53.841
2	45.654	25.631	26.535	25.305	2'03.125P		9:26'56.966
3	25.270	24.739	26.237	25.033	1'41.279	238,4	9:28'38.245
4	<b>25.011</b>	<b>24.373</b>	<b>25.404</b>	<b>24.774</b>	<b>1'39.562</b>	<b>241,1</b>	9:30'17.807
5	25.766	24.723	25.899	25.091	1'41.479	240,0	9:31'59.286
6	27.181	27.908	27.214	45.742	2'08.045CP	240,0	9:34'07.331
7	8'25.665	26.029	28.882	25.052	9'45.628P		9:43'52.959
8	25.044	24.706	27.310	41.740	1'58.800P	238,9	9:45'51.759

08/08/2021 P = Pits In/Out - C = Lap Time Cancelled

These data/results cannot be reproduced, stored and/or transmitted in whole or in part by any manner of electronic, mechanical, photocopying, recording, broadcasting or otherwise now known or herein after developed without the previous express consent by the copyright owner, except for reproduction in daily press and regular printed publications on sale to the public within 60 days of the event related to those data/results and always provided that copyright symbol appears together as follows below.

© DORNA WSBK ORGANIZATION Srl 2021





### Tissot Czech Round, 6-8 August 2021

#### Chronological Analysis Warm Up

9 1'08.671 24.871 26.155 40.635 2'40.332P 9:48'32.091

31° 69 E. MONTERO HUERTA (1'40.886)							
Lap	Seg.1	Seg.2	Seg.3	Seg.4	Lap Time	km/h	Local Time
1							9:25'16.881
2	44.048	26.931	27.197	25.489	2'03.665P		9:27'20.546
3	25.910	25.794	26.451	24.961	1'43.116	237,9	9:29'03.662
4	25.573	25.019	26.159	24.924	1'41.675	238,4	9:30'45.337
5	25.590	25.125	26.559	43.396	2'00.670CP	237,9	9:32'46.007
6	9'55.258	28.508	26.851	24.860	11'15.477P		9:44'01.484
7	25.295	25.244	26.374	24.805	1'41.718	<b>242,7</b>	9:45'43.202
8	25.405	25.052	<b>26.111</b>	24.720	1'41.288	239,5	9:47'24.490
9	25.521	<b>24.818</b>	26.261	<b>24.685</b>	1'41.285	237,9	9:49'05.775
10	<b>25.187</b>	24.840	26.172	24.687	<b>1'40.886</b>	242,2	9:50'46.661

08/08/2021 P = Pits In/Out - C = Lap Time Cancelled

These data/results cannot be reproduced, stored and/or transmitted in whole or in part by any manner of electronic, mechanical, photocopying, recording, broadcasting or otherwise now known or herein after developed without the previous express consent by the copyright owner, except for reproduction in daily press and regular printed publications on sale to the public within 60 days of the event related to those data/results and always provided that copyright symbol appears together as follows below.

© DORNA WSBK ORGANIZATION Srl 2021



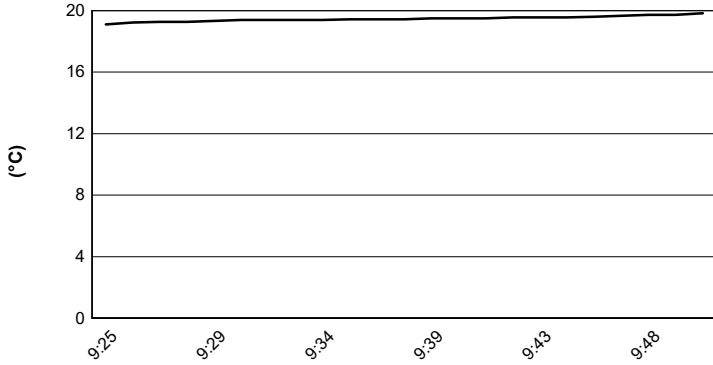
Tissot Czech Round, 6-8 August 2021

Weather Report Warm Up

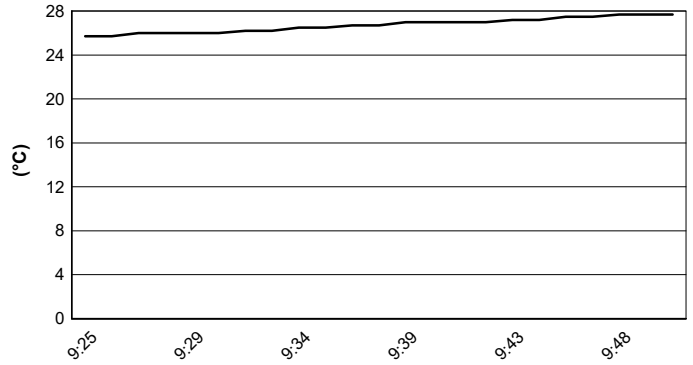
Session started 09:25 - Session ended 9:51

Autodrom Most 4.212 m

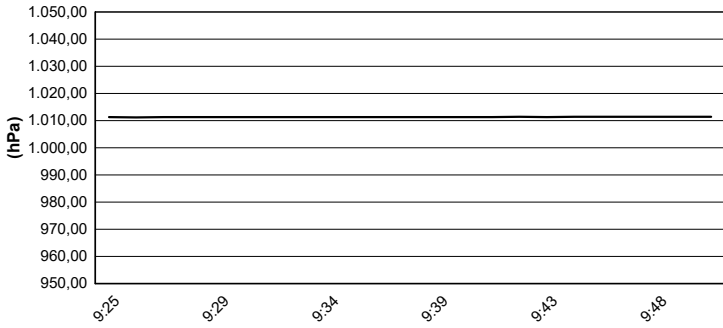
**Air Temperature**



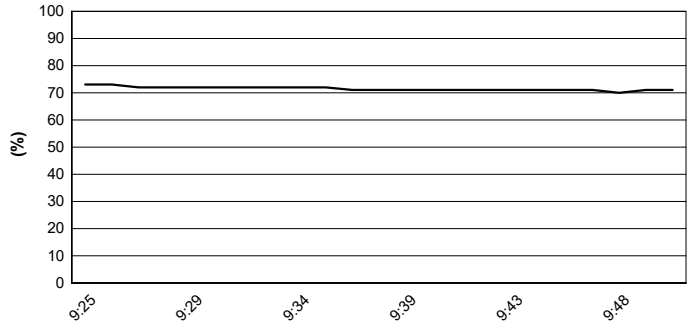
**Track Temperature**



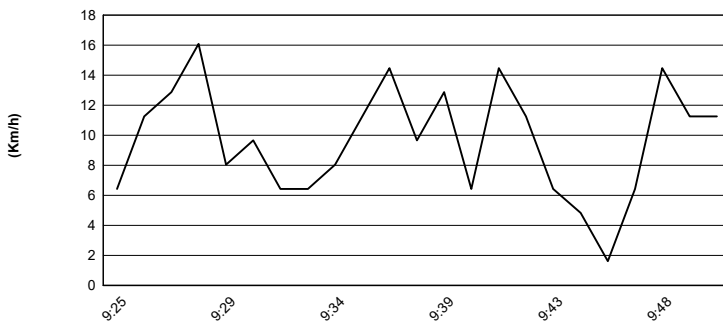
**Air Pressure**



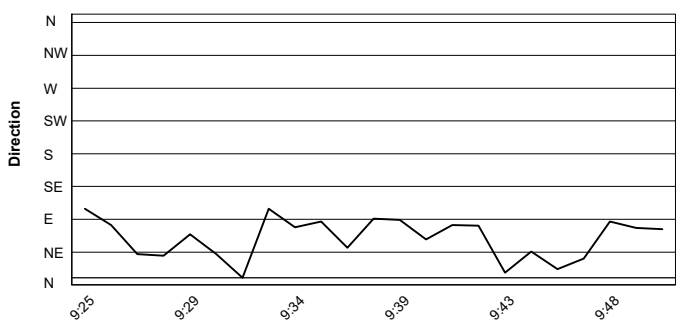
**Humidity**



**Wind Speed**



**Wind Direction**



08/08/2021

These data/results cannot be reproduced, stored and/or transmitted in whole or in part by any manner of electronic, mechanical, photocopying, recording, broadcasting or otherwise now known or herein after developed without the previous express consent by the copyright owner, except for reproduction in daily press and regular printed publications on sale to the public within 60 days of the event related to those data/results and always provided that copyright symbol appears together as follows below.

© DORNA WSBK ORGANIZATION Srl 2021