

Tissot Czech Round, 6-8 August 2021

Results Race 1

Laps 14 = 58,968 Km - Time of Race 25'12.026 - Avg. 140,398 km/h

1 / 2

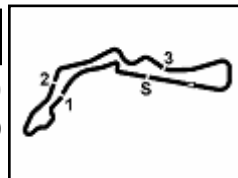
Pos	Grid	No.	Rider	Nat	Team	Bike	LL	Gap	Rel.	Fastest Lap	Speed		
1	1	72	V. STEEMAN	NED	Freudenberg KTM WorldSSP Team	KTM RC 390 R	14			1'47.070	187,2	1'46.871	192,2
2	5	2	A. CARRION	ESP	Kawasaki GP Project	Kawasaki Ninja 400	14	5.340	5.340	1'47.452	192,2	1'47.301	201,9
3	P 2	52	O. KONIG	CZE	Movisio by MIE	Kawasaki Ninja 400	14	5.345	0.005	1'47.119	194,9	1'47.086	193,5
4	P 14	46	S. DI SORA	FRA	Leader Team Flembbo	Kawasaki Ninja 400	14	5.350	0.005	1'46.875	196,0	1'48.028	193,9
5	9	54	B. SOFUOGLU	TUR	Biblion Yamaha Motoxrcing	Yamaha YZF-R3	14	5.359	0.009	1'47.067	195,3	1'47.442	194,6
6	3	99	A. HUERTAS	ESP	MTM Kawasaki	Kawasaki Ninja 400	14	5.712	0.353	1'46.430	197,1	1'47.091	200,0
7	7	1	J. BUIS	NED	MTM Kawasaki	Kawasaki Ninja 400	14	6.216	0.504	1'47.169	197,4	1'47.365	193,2
8	6	69	T. BOOTH-AMOS	GBR	Fusport - Rt Motorsports by SKM Kawasaki	Kawasaki Ninja 400	14	6.796	0.580	1'46.585	196,0	1'47.354	186,5
9	11	64	H. DE CANCELLIS	FRA	Prodina Team WorldSSP300	Kawasaki Ninja 400	14	8.167	1.371	1'47.441	196,4	1'47.759	199,6
10	12	26	M. GENNAI	ITA	Team BRcorse	Yamaha YZF-R3	14	8.227	0.060	1'47.239	197,1	1'47.863	190,5
11	16	61	Y. OKAYA	JPN	MTM Kawasaki	Kawasaki Ninja 400	14	8.250	0.023	1'47.481	196,4	1'48.263	192,5
12	8	73	J. PEREZ GONZALEZ	ESP	Accolade Smrz Racing	Kawasaki Ninja 400	14	8.420	0.170	1'47.332	194,2	1'47.422	193,9
13	4	77	R. BIJMAN	NED	Machado CAME SBK	Yamaha YZF-R3	14	8.425	0.005	1'47.533	193,2	1'47.150	192,2
14	28	17	K. MEUFFELS	NED	MTM Kawasaki	Kawasaki Ninja 400	14	8.565	0.140	1'47.432	197,4	1'48.779	197,4
15	21	44	C. STANGE	GER	2R Racing	Kawasaki Ninja 400	14	18.903	10.338	1'47.824	195,3	1'48.389	194,2
16	19	53	P. SVOBODA	CZE	WRP Wepol Racing	Yamaha YZF-R3	14	18.904	0.001	1'47.654	193,9	1'48.334	190,8
17	15	48	T. BRIANTI	ITA	Prodina Team WorldSSP300	Kawasaki Ninja 400	14	18.913	0.009	1'47.993	194,2	1'48.178	192,9
18	10	83	M. KAWAKAMI	BRA	AD78 Team Brasil by MS Racing	Yamaha YZF-R3	14	19.600	0.687	1'47.477	193,9	1'47.733	196,0
19	27	20	D. LOUREIRO	RSA	Fusport - Rt Motorsports by SKM Kawasaki	Kawasaki Ninja 400	14	19.639	0.039	1'47.994	196,4	1'48.756	190,8
20	26	25	D. BERTA VINALES	ESP	Vinales Racing Team	Yamaha YZF-R3	14	19.733	0.094	1'47.752	199,3	1'48.724	193,5
21	18	80	G. MASTROLUCA	ITA	ProGP Racing	Yamaha YZF-R3	14	20.080	0.347	1'47.950	196,7	1'48.333	196,7
22	29	43	H. KHOURI	AUS	Fusport - Rt Motorsports by SKM Kawasaki	Kawasaki Ninja 400	14	24.895	4.815	1'48.519	194,9	1'48.805	191,8
23	38	7	J. GIMBERT	FRA	OUTDO TPR Team Pedercini Racing	Kawasaki Ninja 400	14	24.937	0.042	1'48.183	195,3	1'49.400	194,9
24	37	11	A. CARRASCO	ESP	Kawasaki Provec WorldSSP300	Kawasaki Ninja 400	14	24.964	0.027	1'48.397	198,2	1'49.392	193,9
25	35	23	S. MARKARIAN	FRA	Leader Team Flembbo	Kawasaki Ninja 400	14	25.070	0.106	1'48.526	201,5	1'49.181	191,8
26	32	59	A. ZANCA	ITA	Kawasaki GP Project	Kawasaki Ninja 400	14	25.125	0.055	1'48.294	200,0	1'49.016	193,2
27	22	85	K. SABATUCCI	ITA	Vinales Racing Team	Yamaha YZF-R3	14	25.323	0.198	1'48.610	192,2	1'48.473	194,6
28	33	15	A. COPPOLA	ITA	Team Trasimeno	Yamaha YZF-R3	14	25.382	0.059	1'48.034	195,3	1'49.018	188,2
29	25	58	I. IGLESIAS	ESP	SMW Racing	Kawasaki Ninja 400	14	25.493	0.111	1'48.482	194,2	1'48.690	191,2
30	39	97	F. PALAZZI	ITA	ProGP Racing	Yamaha YZF-R3	14	25.742	0.249	1'47.794	194,2	1'49.868	192,9
31	30	93	M. GAGGI	ITA	Biblion Yamaha Motoxrcing	Yamaha YZF-R3	14	31.376	5.634	1'48.759	196,0	1'48.895	195,3
32	34	12	F. FEIGL	CZE	Genius Racing Team	Kawasaki Ninja 400	14	38.504	7.128	1'48.855	191,5	1'49.034	191,8
33	36	55	A. FRAPPOLA	ITA	Chiodo Moto Racing	Kawasaki Ninja 400	14	38.702	0.198	1'49.085	192,2	1'49.308	190,1
34	17	65	M. SZAMADO	HUN	Kawasaki GP Project	Kawasaki Ninja 400	14	47.308	8.606	1'48.750	195,3	1'48.290	194,6
35	42	14	J. MCMANUS	IRL	Team#109 Kawasaki	Kawasaki Ninja 400	14	1'09.773	22.465	1'50.558	192,2	1'51.584	189,5
36	44	30	N. LISCI	ITA	Machado CAME SBK	Yamaha YZF-R3	14	1'09.806	0.033	1'51.322	191,8	1'53.876	179,4
37	43	70	M. DUARTE	POR	Yamaha MS Racing	Yamaha YZF-R3	14	1'22.718	12.912	1'52.068	188,2	1'52.537	187,8
38	20	19	V. RODRIGUEZ NUNEZ	ESP	Accolade Smrz Racing	Kawasaki Ninja 400	11	3 Laps	3 Laps	1'48.185	189,5	1'48.374	194,6
-----Not Classified-----													
RET	13	10	U. ORRADRE	ESP	Yamaha MS Racing	Yamaha YZF-R3	8	6 Laps		1'48.150	192,5	1'47.938	193,2
RET	41	22	J. ROMERO	ARG	SMW Racing	Kawasaki Ninja 400	7	7 Laps		1'50.997	190,8	1'51.243	190,5
RET	31	33	O. NUNEZ ROLDAN	ESP	SMW Racing	Kawasaki Ninja 400	6	8 Laps		1'48.380	195,7	1'48.915	193,2
RET	40	47	M. CERVENKA	CZE	AC Racing	Kawasaki Ninja 400	3	11 Laps		1'50.085	195,3	1'50.126	190,5
RET	24	87	T. KAWAKAMI	BRA	AD78 Team Brasil by MS Racing	Yamaha YZF-R3	0					1'48.677	194,9
RET	23	21	V. PEREZ SELFA	ESP	Machado CAME SBK	Yamaha YZF-R3	0					1'48.582	190,1

07/08/2021 Start 12:46 End 13:21 The results are provisional until the end of the time limit for protests and appeals and the completion of the technical checks.

These data/results cannot be reproduced, stored and/or transmitted in whole or in part by any manner of electronic, mechanical, photocopying, recording, broadcasting or otherwise now known or herein after developed without the previous express consent by the copyright owner, except for reproduction in daily press and regular printed publications on sale to the public within 60 days of the event related to those data/results and always provided that copyright symbol appears together as follows below.

© DORNA WSBK ORGANIZATION Srl 2021





Autodrom Most 4.212 m

2 / 2

Tissot Czech Round, 6-8 August 2021 Results Race 1

AIR	Humidity:	47%	Temp:	26°C
TRACK	Condition:	Dry	Temp:	40°C

Records	Pole (SP)	2021	V.Steeman	1'46.871	141,88 Km/h
	All Times (SP)	2021	V.Steeman	1'46.871	141,88 Km/h
Race Fastest Lap	(New Record)	Lap 14	A.Huertas	1'46.430	142,47 Km/h

LAP LEADERS					
No.	Rider	From	To	Laps	Total
72	V. STEEMAN	1	2	2	
54	B. SOFUOGLU	3	3	1	1
72	V. STEEMAN	4	14	11	13

TOTAL LEADER LAPS					
No.	Rider	Laps	No.	Rider	Laps
69	T. BOOTH-AMOS	30	54	B. SOFUOGLU	3
72	V. STEEMAN	16	61	Y. OKAYA	2
99	A. HUERTAS	13	11	A. CARRASCO	1
1	J. BUIS	12			
64	H. DE CANCELLIS	9			
17	K. MEUFFELS	4			
10	U. ORRADRE	3			

Race Highlights

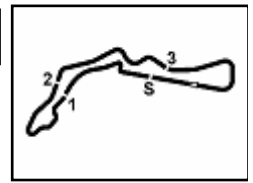
Time	No. Rider	Description
12.43.05		Warm-up Lap Start
12.44.00	69 Booth-Amos	Technical Problem - Will Start from the Pit Lane
12.46.33		Start
12.46.49	83 Kawakami	On the Gravel - Re-Joined - Turn 1
12.48.16	19 Rodriguez Nunez	Crashed - Turn 21
12.48.16	87 Kawakami	Crashed - Turn 21
12.48.16	21 Perez Selfa	Crashed - Turn 21
12.48.29	99 Huertas	Crashed - Turn 2
12.48.36	99 Huertas	Re-joined
12.48.50	19 Rodriguez Nunez	Re-joined
12.49.05	19 Rodriguez Nunez	Entered Pits
12.50.18		No Jump Start
12.50.34	47 Cervenka	Crashed - Turn 2
12.50.43	47 Cervenka	Re-joined
12.51.08	87 Kawakami	Out
12.51.10	21 Perez Selfa	Out
12.52.36	47 Cervenka	Entered Pits
12.53.02	19 Rodriguez Nunez	Exited Pits
12.53.58	47 Cervenka	Retired
12.57.20	54 Sofuoglu	Track Limits Warning
12.58.19	33 Nunez Roldan	Technical Problem - Turn 2
12.59.25	33 Nunez Roldan	Not Actively Competing
13.00.32	22 Romero	Crashed - Turn 13
13.01.29	22 Romero	Not Actively Competing
13.02.34	10 Orradre	Technical Problem - Turn 2
13.02.58	10 Orradre	Not Actively Competing
13.10.02	46 Di Sora	Track Limits Warning
13.12.54	46 Di Sora	Penalized to Drop 1 Position - Exceeded Track Limits (Final Lap)
13.15.38	21 Perez Selfa	Medical Centre
13.21.47		End Of Session
13.28.00	52 Konig	Penalized to Drop 1 Position - Exceeded Track Limits (Final Lap)

07/08/2021 Start End The results are provisional until the end of the time limit for protests and appeals and the completion of the technical checks.

These data/results cannot be reproduced, stored and/or transmitted in whole or in part by any manner of electronic, mechanical, photocopying, recording, broadcasting or otherwise now known or herein after developed without the previous express consent by the copyright owner, except for reproduction in daily press and regular printed publications on sale to the public within 60 days of the event related to those data/results and always provided that copyright symbol appears together as follows below.

© DORNA WSBK ORGANIZATION Srl 2021





Tissot Czech Round, 6-8 August 2021 Championship Standings

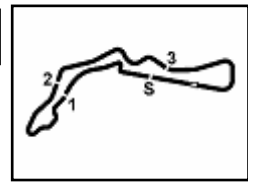
Autodrom Most 4.212 m

1 / 2

Points	Points From First	Points From Previous	May 23		June 13		July 25		September 5		September 5		September 19		September 26		October 3	
			ARAGON	MISANO	ASSEN	MOST	MAGNY-COURS	BARCELONA	JEREZ	PORTIMAO								
1 HUERTAS Adrian (ESP)	118		25 16	25 6	25 11	10												
			1 2	1 1	1 1	1												
2 BOOTH-AMOS Tom (GBR)	98	20	20 25	20	25	8												
			2 1	2 2	2 2	2												
3 DI SORA Samuel (FRA)	77	41 21	11 8	16	13 16	13												
			5 5	8 6	3 3	3												
4 BUIS Jeffrey (NED)	61	57 16	10 4	9	16 13	9												
			6 8	11 9	6 4	4												
5 OKAYA Yuta (JPN)	57	61 4	16 13	13	10	5												
			3 4	3 3	4 4	5												
6 DE CANCELLIS Hugo (FRA)	56	62 1	4 9	16	20	7												
			12 9	5 8	11 6	6												
7 STEEMAN Victor (NED)	50	68 6		2 7	8 8	25												
				21 18	15 13	7												
8 MEUFFELS Koen (NED)	46	72 4	8	5 4	20 7	2												
			8 11	12 12	8 7	8												
9 CARRASCO Ana (ESP)	43	75 3	5 11	1 25	1													
			11 7	9 3	4 8	9												
10 KAWAKAMI Meikon (BRA)	43	75 0	6	11 20	6													
			13	9 5	8 8	9												
11 ORRADRE Unai (ESP)	39	79 4	13 20	6														
			4 3	4 7	6 10	11												
12 SOFUOGLU Bahattin (TUR)	32	86 7		10	11	11												
				15	13 14	12												
13 KAWAKAMI Ton (BRA)	32	86 0	9 10	4	7 2													
			7 5	6 9	10 11	12												
14 LOUREIRO Dorren (RSA)	31	87 1	1 5	11	9 5													
			15 13	18 12	12 12	14												
15 KONIG Oliver (CZE)	27	91 4		8	3	16												
				20	17 18	15												
16 CARRION Alejandro (ESP)	25	93 2			5	20												
					26 26	16												
17 GENNAI Mirko (ITA)	25	93 0		10	9	6												
				13 15	19 16	16												
18 IERACI Bruno (ITA)	21	97 4	6 7	8														
			10 9	7 11	13 14	18												
19 MASTROLUCA Gabriele (ITA)	17	101 4		13	4													
				14	16 17	19												
20 PEREZ GONZALEZ Jose Luis (ESP)	12	106 5	3	5	4													
			16	20 20	23 23	20												
21 KHOURI Harry (AUS)	11	107 1	7	4														
			9 12	15 22	17 18	21												
22 SABATUCCI Kevin (ITA)	10	108 1		10														
				19 20	22													
23 PALAZZI Filippo Maria (ITA)	10	108 0		7 3														
				15 15	19 20	22												
24 PEREZ SELFA Vicente (ESP)	9	109 1	9															
			14 18	22 22	24													

07/08/2021 First Line: Championship Standings - Second Line: Ranking Progression
 These data/results cannot be reproduced, stored and/or transmitted in whole or in part by any manner of electronic, mechanical, photocopying, recording, broadcasting or otherwise now known or herein after developed without the previous express consent by the copyright owner, except for reproduction in daily press and regular printed publications on sale to the public within 60 days of the event related to those data/results and always provided that copyright symbol appears together as follows below.
 © DORNA WSBK ORGANIZATION Srl 2021





Tissot Czech Round, 6-8 August 2021 Championship Standings

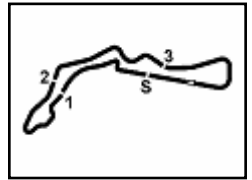
Autodrom Most 4.212 m

2 / 2

Points	Points From First	Points From Previous	May 23	June 13	July 25	September 5	September 5	September 19	September 26	October 3							
			ARAGON	MISANO	ASSEN	MOST	MAGNY-COURS	BARCELONA	JEREZ	PORTIMAO							
25	GARCIA Marc (ESP)	7 111 2	3 1 13 15	3 15 22	24 24	25											
26	RODRIGUEZ NUNEZ Victor (ESP)	6 112 1		6 18 24	25 25	26											
27	BIJMAN Ruben (NED)	4 114 2		1 28	31 32	27											
28	SVOBODA Petr (CZE)	3 115 1			3 27	28											
29	COPPOLA Alfonso (ITA)	2 116 1			2 27 28	29											
30	BRIANTI Thomas (ITA)	2 116 0		2 25	27 28	29											
31	MILLAN GOMEZ Alex (ESP)	2 116 0	2 17	21 25	27 28	29											
32	IGLESIAS Inigo (ESP)	2 116 0	2 14 17	21 25	27 28	29											
33	STANGE Christian (GER)	1 117 1			1 33												
34	GIMBERT Johan (FRA)	1 117 0			1 31 32	33											

07/08/2021 First Line: Championship Standings - Second Line: Ranking Progression
 These data/results cannot be reproduced, stored and/or transmitted in whole or in part by any manner of electronic, mechanical, photocopying, recording, broadcasting or otherwise now known or herein after developed without the previous express consent by the copyright owner, except for reproduction in daily press and regular printed publications on sale to the public within 60 days of the event related to those data/results and always provided that copyright symbol appears together as follows below.
 © DORNA WSBK ORGANIZATION Srl 2021





Autodrom Most 4.212 m

1 / 4

Tissot Czech Round, 6-8 August 2021

Lap Chart Race 1

	Lap													
	1	2	3	4	5	6	7	8	9	10	11	12	13	14
1	72	72	54	72	72	72	72	72	72	72	72	72	72	72
2	99	2	72	54	54	52	46	52	1	46	2	2	46	52
3	54	54	2	46	2	54	54	46	2	2	52	46	52	46
4	52	52	52	52	2	52	54	54	52	46	52	2	2	
5	2	46	46	2	46	46	2	2	46	64	54	54	54	54
6	26	73	73	73	73	73	73	1	52	17	64	64	1	99
7	73	26	1	1	1	1	1	73	64	26	17	1	26	1
8	64	61	64	64	64	64	64	64	26	54	26	26	64	69
9	77	1	26	26	61	17	17	17	73	1	1	61	99	64
10	46	64	77	77	77	26	26	61	17	77	77	17	17	26
11	1	77	61	61	17	61	61	26	77	61	61	77	61	61
12	61	17	17	17	26	77	77	77	61	73	73	99	69	73
13	48	48	48	48	48	48	48	48	48	99	99	73	77	77
14	17	43	10	10	10	10	69	99	99	69	69	69	73	17
15	93	85	43	44	20	44	10	69	69	48	48	44	44	44
16	58	10	85	20	44	20	99	44	44	44	44	48	48	53
17	85	93	53	43	53	53	44	53	53	20	53	53	48	
18	53	53	83	53	43	69	83	10	83	20	53	83	20	83
19	43	44	44	83	83	83	20	83	20	83	83	20	83	20
20	83	58	20	85	69	99	53	20	85	80	80	25	25	25
21	44	83	58	58	85	33	43	43	80	25	25	80	80	80
22	10	65	33	33	58	43	58	58	43	85	85	7	23	43
23	65	33	23	65	33	58	85	85	58	43	43	85	7	7
24	33	20	65	25	99	85	59	59	59	59	59	43	43	11
25	23	59	93	69	25	59	25	25	25	7	7	23	11	23
26	20	23	59	59	59	25	80	80	23	58	23	59	58	59
27	12	25	25	93	23	80	23	23	7	23	58	58	59	85
28	59	7	7	23	65	23	7	7	11	11	11	11	15	15
29	25	12	11	99	7	7	11	11	15	15	15	15	85	58
30	15	15	69	11	80	65	15	15	93	97	97	97	97	97
31	7	11	80	7	93	11	93	93	97	93	93	93	93	93
32	55	80	15	80	11	93	97	97	12	12	55	55	12	12
33	47	47	99	15	15	15	55	12	55	55	12	12	55	55
34	11	69	12	12	12	97	12	55	65	65	65	65	65	65
35	80	55	55	55	55	55	65	65	14	14	14	14	14	14
36	14	14	97	97	97	12	14	14	30	30	30	30	30	30
37	97	97	14	14	14	14	30	30	70	70	70	70	70	70
38	22	30	30	30	30	30	22	70	19	19	19			
39	30	99	22	22	22	22	70	19						
40	69	22	70	70	70	70	70	19						
41	70	70	47	19	19	19								
42	19	19	19											

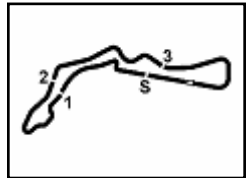
Final Result		
1	72 V. STEEMAN	Laps 14
2	2 A. CARRION	5.340
3	52 O. KONIG (P)	5.345
4	46 S. DI SORA (P)	5.350
5	54 B. SOFUOGLU	5.359
6	99 A. HUERTAS	5.712
7	1 J. BUIS	6.216
8	69 T. BOOTH-AMOS	6.796
9	64 H. DE CANCELLIS	8.167
10	26 M. GENNAI	8.227
11	61 Y. OKAYA	8.250
12	73 J. PEREZ GONZALEZ	8.420
13	77 R. BIJMAN	8.425
14	17 K. MEUFFELS	8.565
15	44 C. STANGE	18.903
16	53 P. SVOBODA	18.904
17	48 T. BRIANTI	18.913
18	83 M. KAWAKAMI	19.600
19	20 D. LOUREIRO	19.639
20	25 D. BERTA VINALES	19.733
21	80 G. MASTROLUCA	20.080
22	43 H. KHOURI	24.895
23	7 J. GIMBERT	24.937
24	11 A. CARRASCO	24.964
25	23 S. MARKARIAN	25.070
26	59 A. ZANCA	25.125
27	85 K. SABATUCCI	25.323
28	15 A. COPPOLA	25.382
29	58 I. IGLESIAS	25.493
30	97 F. PALAZZI	25.742
31	93 M. GAGGI	31.376
32	12 F. FEIGL	38.504
33	55 A. FRAPPOLA	38.702
34	65 M. SZAMADO	47.308
35	14 J. MCMANUS	1'09.773
36	30 N. LISCI	1'09.806
37	70 M. DUARTE	1'22.718
38	19 V. RODRIGUEZ NUNE	3 Laps
RET	10 U. ORRADRE	6 Laps
RET	22 J. ROMERO	7 Laps
RET	33 O. NUNEZ ROLDAN	8 Laps
RET	47 M. CERVENKA	11 Laps
RET	21 V. PEREZ SELFA	
RET	87 T. KAWAKAMI	

07/08/2021

These data/results cannot be reproduced, stored and/or transmitted in whole or in part by any manner of electronic, mechanical, photocopying, recording, broadcasting or otherwise now known or herein after developed without the previous express consent by the copyright owner, except for reproduction in daily press and regular printed publications on sale to the public within 60 days of the event related to those data/results and always provided that copyright symbol appears together as follows below.

© DORNA WSBK ORGANIZATION Srl 2021





Tissot Czech Round, 6-8 August 2021

Lap Chart Race 1

Autodrom Most 4.212 m

2 / 4

Lap 1			Lap 2			Lap 3			Lap 4			Lap 5			Lap 6			Lap 7					
1	72	V.Steeman	1'52.961	1	72	V.Steeman	3'41.038	1	54	B.Sofuoglu	5'29.453	1	72	V.Steeman	9'03.902	1	72	V.Steeman	12'38.224				
2	99	A.Huertas	0.173	2	2	A.Carrion	0.390	2	72	V.Steeman	0.034	2	54	B.Sofuoglu	0.951	2	54	B.Sofuoglu	2.305				
3	54	B.Sofuoglu	0.408	3	54	B.Sofuoglu	0.549	3	2	A.Carrion	0.077	3	2	A.Carrion	0.973	3	2	A.Carrion	2.505				
4	52	O.Konig	0.761	4	52	O.Konig	0.608	4	52	O.Konig	0.233	4	52	O.Konig	1.212	4	52	O.Konig	2.595				
5	2	A.Carrion	0.781	5	46	S.Di Sora	1.152	5	46	S.Di Sora	0.381	5	46	S.Di Sora	1.285	5	46	S.Di Sora	2.656				
6	26	M.Gennai	2.025	6	73	J.Perez Gonzalez	1.784	6	73	J.Perez Gonzalez	0.701	6	73	J.Perez Gonzalez	1.930	6	73	J.Perez Gonzalez	3.453				
7	73	J.Perez Gonzalez	2.081	7	26	M.Gennai	1.953	7	73	J.Perez Gonzalez	0.701	7	1	J.Buis	2.842	7	1	J.Buis	3.602				
8	64	H.De Cancellis	2.140	8	61	Y.Okaya	2.226	8	64	H.De Cancellis	0.701	8	64	H.De Cancellis	2.996	8	64	H.De Cancellis	3.818				
9	77	R.Bijman	2.265	9	1	J.Buis	2.265	9	20	D.Loureiro	0.701	9	64	H.De Cancellis	4.236	9	17	K.Meuffels	5.225				
10	46	S.Di Sora	2.354	10	64	H.De Cancellis	2.477	10	64	H.De Cancellis	0.701	10	77	R.Bijman	4.266	10	26	M.Gennai	5.581				
11	1	J.Buis	2.650	11	77	R.Bijman	2.794	11	77	R.Bijman	1.778	11	77	R.Bijman	4.266	11	61	Y.Okaya	5.712				
12	61	Y.Okaya	2.681	12	17	K.Meuffels	3.225	12	17	K.Meuffels	1.778	12	17	K.Meuffels	4.288	12	77	R.Bijman	5.822				
13	48	T.Brianti	3.011	13	48	T.Brianti	3.375	13	17	K.Meuffels	2.511	13	17	K.Meuffels	4.288	13	48	T.Brianti	6.855				
14	17	K.Meuffels	3.349	14	43	H.Khour	6.339	14	17	K.Meuffels	2.595	14	17	K.Meuffels	4.288	14	69	T.Booth-Amos	11.204				
15	93	M.Gaggi	4.564	15	85	K.Sabatucci	6.364	15	43	H.Khour	6.640	15	43	H.Khour	4.288	15	10	U.Orradre	11.399				
16	58	I.Iglesias	4.826	16	10	U.Orradre	6.372	16	85	K.Sabatucci	6.900	16	10	U.Orradre	4.288	16	99	A.Huertas	11.484				
17	85	K.Sabatucci	4.882	17	93	M.Gaggi	6.496	17	53	P.Svoboda	6.982	17	53	P.Svoboda	4.288	17	44	C.Stange	11.560				
18	53	P.Svoboda	4.928	18	53	P.Svoboda	6.525	18	53	P.Svoboda	7.007	18	53	P.Svoboda	4.288	18	83	M.Kawakami	11.684				
19	43	H.Khour	5.210	19	44	C.Stange	6.699	19	83	M.Kawakami	7.069	19	83	M.Kawakami	4.288	19	20	D.Loureiro	11.866				
20	83	M.Kawakami	6.057	20	53	P.Svoboda	6.835	20	25	D.Berta Vinales	8.805	20	69	T.Booth-Amos	9.890	20	53	P.Svoboda	11.897				
21	44	C.Stange	6.068	21	53	P.Svoboda	6.871	21	25	D.Berta Vinales	8.805	21	69	T.Booth-Amos	10.315	21	43	H.Khour	13.483				
22	10	U.Orradre	6.075	22	65	M.Szamado	7.397	22	25	D.Berta Vinales	8.805	22	69	T.Booth-Amos	10.315	22	58	I.Iglesias	13.519				
23	65	M.Szamado	6.393	23	83	M.Kawakami	7.427	23	25	D.Berta Vinales	8.805	23	69	T.Booth-Amos	10.315	23	85	K.Sabatucci	14.321				
24	33	O.Nunez Roldan	6.472	24	65	M.Szamado	7.612	24	25	D.Berta Vinales	8.805	24	69	T.Booth-Amos	10.315	24	59	A.Zanca	14.783				
25	23	S.Markarian	6.524	25	59	A.Zanca	7.870	25	25	D.Berta Vinales	8.805	25	69	T.Booth-Amos	10.315	25	25	D.Berta Vinales	15.110				
26	20	D.Loureiro	6.922	26	23	S.Markarian	7.953	26	25	D.Berta Vinales	8.805	26	69	T.Booth-Amos	10.315	26	80	G.Mastroluca	15.621				
27	12	F.Feigl	7.097	27	25	D.Berta Vinales	8.097	27	25	D.Berta Vinales	8.805	27	69	T.Booth-Amos	10.315	27	23	S.Markarian	15.943				
28	59	A.Zanca	7.236	28	7	J.Gimbert	9.566	28	25	D.Berta Vinales	8.805	28	69	T.Booth-Amos	10.315	28	7	J.Gimbert	16.081				
29	25	D.Berta Vinales	7.336	29	12	F.Feigl	9.731	29	25	D.Berta Vinales	8.805	29	69	T.Booth-Amos	10.315	29	11	A.Carrasco	16.658				
30	15	A.Coppola	7.536	30	15	A.Coppola	9.848	30	25	D.Berta Vinales	8.805	30	69	T.Booth-Amos	10.315	30	15	A.Carrasco	16.952				
31	7	J.Gimbert	7.665					31	25	D.Berta Vinales	8.805	31	69	T.Booth-Amos	10.315	31	93	M.Gaggi	17.860				
32	55	A.Frappola	8.206					32	25	D.Berta Vinales	8.805	32	69	T.Booth-Amos	10.315	32	97	F.Palazzi	19.975				
33	47	M.Cervenka	8.440					33	25	D.Berta Vinales	8.805	33	69	T.Booth-Amos	10.315	33	55	A.Frappola	20.230				
34	11	A.Carrasco	8.566					34	25	D.Berta Vinales	8.805	34	69	T.Booth-Amos	10.315	34	12	F.Feigl	20.252				
35	80	G.Mastroluca	9.101					35	25	D.Berta Vinales	8.805	35	69	T.Booth-Amos	10.315	35	65	M.Szamado	28.320				
36	14	J.McManus	9.411					36	25	D.Berta Vinales	8.805	36	69	T.Booth-Amos	10.315	36	14	J.McManus	35.327				
37	97	F.Palazzi	9.564					37	25	D.Berta Vinales	8.805	37	69	T.Booth-Amos	10.315	37	30	N.Lisci	35.806				
38	22	J.Romero	9.780					38	25	D.Berta Vinales	8.805	38	69	T.Booth-Amos	10.315	38	22	J.Romero	36.134				
39	30	N.Lisci	9.909					39	25	D.Berta Vinales	8.805	39	69	T.Booth-Amos	10.315	39	70	M.Duarte	45.409				
40	69	T.Booth-Amos	10.130																				
41	70	M.Duarte	11.143																				
42	19	V.Rodriguez Nunez	1'14.377																				

07/08/2021

These data/results cannot be reproduced, stored and/or transmitted in whole or in part by any manner of electronic, mechanical, photocopying, recording, broadcasting or otherwise now known or herein after developed without the previous express consent by the copyright owner, except for reproduction in daily press and regular printed publications on sale to the public within 60 days of the event related to those data/results and always provided that copyright symbol appears together as follows below.

© DORNA WSBK ORGANIZATION Srl 2021



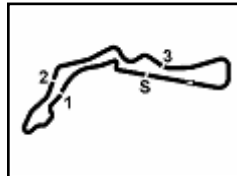
Official Fuel Supplier



Official Tyre Supplier



Official Timekeeper



Autodrom Most 4.212 m

Tissot Czech Round, 6-8 August 2021

Lap Chart Race 1

3 / 4

40 19 *V.Rodriguez Nunez*

Lap 8		
1	72 V.Steeman	14'25.576
2	52 O.Konig	3.857
3	46 S.Di Sora	3.886
4	54 B.Sofuoglu	3.893
5	2 A.Carrion	3.970
6	1 J.Buis	4.140
7	73 J.Perez Gonzalez	4.429
8	64 H.De Cancellis	4.458
9	17 K.Meuffels	5.502
10	61 Y.Okaya	6.190
11	26 M.Gennai	6.204
12	77 R.Bijman	6.294
13	48 T.Brianti	8.446
14	99 A.Huertas	11.483
15	69 T.Booth-Amos	11.504
16	44 C.Stange	12.032
17	53 P.Svoboda	12.639
18	10 U.Orradre	12.770
19	83 M.Kawakami	12.864
20	20 D.Loureiro	13.107
21	43 H.Khoury	15.145
22	58 I.Iglesias	15.205
23	85 K.Sabatucci	15.805
24	59 A.Zanca	15.943
25	25 D.Berta Vinales	16.142
26	80 G.Mastroluca	16.326
27	23 S.Markarian	17.313
28	7 J.Gimbert	17.866
29	11 A.Carrasco	17.960
30	15 A.Coppola	18.153
31	93 M.Gaggi	19.779
32	97 F.Palazzi	21.514
33	12 F.Feigl	22.672
34	55 A.Frappola	22.685
35	65 M.Szamado	31.974
36	14 J.McManus	40.722
37	30 N.Lisci	41.745
38	70 M.Duarte	52.149
39	19 <i>V.Rodriguez Nunez</i>	

Lap 9		
1	72 V.Steeman	16'13.145
2	1 J.Buis	5.424
3	2 A.Carrion	5.468
4	54 B.Sofuoglu	5.501
5	46 S.Di Sora	5.589
6	52 O.Konig	5.632
7	64 H.De Cancellis	5.739
8	26 M.Gennai	5.874
9	73 J.Perez Gonzalez	6.092
10	17 K.Meuffels	6.120
11	77 R.Bijman	6.258
12	61 Y.Okaya	6.318
13	48 T.Brianti	10.065
14	99 A.Huertas	10.920
15	69 T.Booth-Amos	11.274
16	44 C.Stange	12.356
17	53 P.Svoboda	14.022
18	83 M.Kawakami	14.060
19	20 D.Loureiro	14.377
20	85 K.Sabatucci	17.160
21	80 G.Mastroluca	17.166
22	43 H.Khoury	17.177
23	58 I.Iglesias	17.219
24	59 A.Zanca	17.360
25	25 D.Berta Vinales	17.372
26	23 S.Markarian	18.626
27	7 J.Gimbert	18.807
28	11 A.Carrasco	18.955
29	15 A.Coppola	19.178
30	93 M.Gaggi	22.024
31	97 F.Palazzi	22.540

32	12 F.Feigl	25.810
33	55 A.Frappola	25.833
34	65 M.Szamado	34.801
35	14 J.McManus	45.274
36	30 N.Lisci	46.292
37	70 M.Duarte	58.334
38	19 <i>V.Rodriguez Nunez</i>	

Lap 10		
1	72 V.Steeman	18'00.878
2	46 S.Di Sora	5.638
3	2 A.Carrion	5.723
4	52 O.Konig	5.864
5	64 H.De Cancellis	6.052
6	17 K.Meuffels	6.302
7	26 M.Gennai	6.473
8	54 B.Sofuoglu	6.577
9	1 J.Buis	7.010
10	77 R.Bijman	7.063
11	61 Y.Okaya	7.228
12	73 J.Perez Gonzalez	7.242
13	99 A.Huertas	10.085
14	69 T.Booth-Amos	10.265
15	48 T.Brianti	12.267
16	44 C.Stange	12.843
17	53 P.Svoboda	15.493
18	20 D.Loureiro	15.518
19	83 M.Kawakami	15.776
20	80 G.Mastroluca	18.172
21	25 D.Berta Vinales	18.532
22	85 K.Sabatucci	18.729
23	43 H.Khoury	18.801
24	59 A.Zanca	19.006
25	7 J.Gimbert	19.684
26	58 I.Iglesias	19.800
27	23 S.Markarian	20.057
28	11 A.Carrasco	20.192
29	15 A.Coppola	20.468
30	97 F.Palazzi	23.750
31	93 M.Gaggi	23.968
32	12 F.Feigl	28.350
33	55 A.Frappola	28.368
34	65 M.Szamado	37.634
35	14 J.McManus	49.438
36	30 N.Lisci	50.617
37	70 M.Duarte	1'03.076
38	19 <i>V.Rodriguez Nunez</i>	

Lap 11		
1	72 V.Steeman	19'48.434
2	2 A.Carrion	6.277
3	52 O.Konig	6.419
4	46 S.Di Sora	6.508
5	54 B.Sofuoglu	6.865
6	64 H.De Cancellis	6.925
7	17 K.Meuffels	7.037
8	26 M.Gennai	7.133
9	1 J.Buis	7.385
10	77 R.Bijman	7.515
11	61 Y.Okaya	7.934
12	73 J.Perez Gonzalez	8.224
13	99 A.Huertas	9.316
14	69 T.Booth-Amos	9.489
15	48 T.Brianti	13.877
16	44 C.Stange	13.900
17	20 D.Loureiro	17.357
18	53 P.Svoboda	17.372
19	83 M.Kawakami	17.458
20	80 G.Mastroluca	19.214
21	25 D.Berta Vinales	19.477
22	85 K.Sabatucci	20.021
23	43 H.Khoury	20.033
24	59 A.Zanca	20.103
25	7 J.Gimbert	20.542
26	23 S.Markarian	21.038

27	58 I.Iglesias	21.182
28	11 A.Carrasco	21.529
29	15 A.Coppola	21.838
30	97 F.Palazzi	24.689
31	93 M.Gaggi	25.171
32	55 A.Frappola	31.296
33	12 F.Feigl	31.321
34	65 M.Szamado	40.335
35	14 J.McManus	54.473
36	30 N.Lisci	55.046
37	70 M.Duarte	1'08.427
38	19 <i>V.Rodriguez Nunez</i>	

Lap 12		
1	72 V.Steeman	21'36.220
2	2 A.Carrion	6.209
3	46 S.Di Sora	6.316
4	52 O.Konig	6.392
5	54 B.Sofuoglu	6.913
6	64 H.De Cancellis	6.978
7	1 J.Buis	7.197
8	26 M.Gennai	7.273
9	61 Y.Okaya	7.629
10	17 K.Meuffels	7.664
11	77 R.Bijman	7.742
12	99 A.Huertas	8.151
13	73 J.Perez Gonzalez	8.154
14	69 T.Booth-Amos	8.288
15	44 C.Stange	15.985
16	48 T.Brianti	16.014
17	53 P.Svoboda	18.644
18	83 M.Kawakami	18.667
19	20 D.Loureiro	18.826
20	25 D.Berta Vinales	19.655
21	80 G.Mastroluca	19.694
22	7 J.Gimbert	21.567
23	85 K.Sabatucci	21.688
24	43 H.Khoury	21.744
25	23 S.Markarian	21.805
26	59 A.Zanca	21.915
27	58 I.Iglesias	21.990
28	11 A.Carrasco	22.341
29	15 A.Coppola	22.504
30	97 F.Palazzi	25.436
31	93 M.Gaggi	27.053
32	55 A.Frappola	33.714
33	12 F.Feigl	33.853
34	65 M.Szamado	42.483
35	14 J.McManus	59.691
36	30 N.Lisci	59.735
37	70 M.Duarte	1'13.021

Lap 13		
1	72 V.Steeman	23'24.109
2	46 S.Di Sora	5.486
3	52 O.Konig	5.759
4	2 A.Carrion	5.800
5	54 B.Sofuoglu	6.091
6	1 J.Buis	6.477
7	26 M.Gennai	7.086
8	64 H.De Cancellis	7.097
9	99 A.Huertas	7.199
10	17 K.Meuffels	7.207
11	61 Y.Okaya	7.295
12	69 T.Booth-Amos	7.492
13	77 R.Bijman	7.551
14	73 J.Perez Gonzalez	8.347
15	44 C.Stange	17.511
16	48 T.Brianti	17.612
17	53 P.Svoboda	19.167
18	20 D.Loureiro	19.410
19	83 M.Kawakami	19.562
20	25 D.Berta Vinales	19.898
21	80 G.Mastroluca	20.047
22	23 S.Markarian	23.046

Lap 14		
1	72 V.Steeman	25'12.026
2	52 O.Konig	4.961
3	46 S.Di Sora	5.239
4	2 A.Carrion	5.340
5	54 B.Sofuoglu	5.359
6	99 A.Huertas	5.712
7	1 J.Buis	6.216
8	69 T.Booth-Amos	6.796
9	64 H.De Cancellis	8.167
10	26 M.Gennai	8.227
11	61 Y.Okaya	8.250
12	73 J.Perez Gonzalez	8.420
13	77 R.Bijman	8.425
14	17 K.Meuffels	8.565
15	44 C.Stange	18.903
16	53 P.Svoboda	18.904
17	48 T.Brianti	18.913
18	83 M.Kawakami	19.600
19	20 D.Loureiro	19.639
20	25 D.Berta Vinales	19.733
21	80 G.Mastroluca	20.080
22	43 H.Khoury	24.895
23	7 J.Gimbert	24.937
24	11 A.Carrasco	24.964
25	23 S.Markarian	25.070
26	59 A.Zanca	25.125
27	85 K.Sabatucci	25.323
28	15 A.Coppola	25.382
29	58 I.Iglesias	25.493
30	97 F.Palazzi	25.742
31	93 M.Gaggi	31.376
32	12 F.Feigl	38.504
33	55 A.Frappola	38.702
34	65 M.Szamado	47.308
35	14 J.McManus	1'09.773
36	30 N.Lisci	1'09.806
37	70 M.Duarte	1'22.718

07/08/2021

These data/results cannot be reproduced, stored and/or transmitted in whole or in part by any manner of electronic, mechanical, photocopying, recording, broadcasting or otherwise now known or herein after developed without the previous express consent by the copyright owner, except for reproduction in daily press and regular printed publications on sale to the public within 60 days of the event related to those data/results and always provided that copyright symbol appears together as follows below.

© DORNA WSBK ORGANIZATION Srl 2021



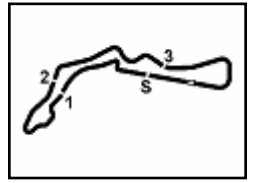
Official Fuel Supplier



Official Tyre Supplier



Official Timekeeper



Autodrom Most 4.212 m

4 / 4

Tissot Czech Round, 6-8 August 2021

Lap Chart Race 1

Race Pace Comparison

	72 Ste	2 Car	52 Kon	46 DiS	54 Sof	99 Her	1 Bui	69 Boo	64 DeC	26 Gen	61 Oka	73 PeG	77 Bij	17 Meu
1	1'52.961	1'53.742	1'53.722	1'55.315	1'53.369	1'53.134	1'55.611	2'03.091	1'55.101	1'54.986	1'55.642	1'55.042	1'55.226	1'56.310
2	1'48.077	1'47.686	1'47.924	1'46.875	1'48.218	2'01.407	1'47.692	1'48.411	1'48.414	1'48.005	1'47.622	1'47.780	1'48.606	1'47.953
3	1'48.449	1'48.102	1'48.040	1'47.644	1'47.866	1'46.679	1'47.928	1'48.482	1'48.232	1'48.758	1'48.700	1'47.332	1'48.059	1'47.785
4	1'47.163	1'47.893	1'47.695	1'47.412	1'47.782	1'46.839	1'47.635	1'47.330	1'47.710	1'48.220	1'48.088	1'47.732	1'48.108	1'48.020
5	1'47.252	1'47.452	1'47.733	1'47.941	1'47.618	1'46.642	1'47.878	1'46.903	1'47.441	1'48.298	1'48.086	1'47.946	1'48.169	1'48.122
6	1'47.252	1'48.157	1'47.855	1'47.849	1'48.173	1'47.755	1'47.790	1'47.737	1'47.664	1'47.979	1'48.121	1'47.902	1'48.197	1'47.789
7	1'47.070	1'47.848	1'47.850	1'47.493	1'47.703	1'47.252	1'47.292	1'47.474	1'47.480	1'47.559	1'47.677	1'47.943	1'47.681	1'47.470
8	1'47.352	1'48.666	1'48.614	1'48.933	1'48.740	1'47.351	1'47.890	1'47.652	1'47.992	1'47.975	1'47.830	1'48.328	1'47.824	1'47.629
9	1'47.569	1'49.067	1'49.344	1'49.272	1'49.177	1'47.006	1'48.853	1'47.339	1'48.850	1'47.239	1'47.697	1'49.232	1'47.533	1'48.187
10	1'47.733	1'47.988	1'47.965	1'47.782	1'48.809	1'46.898	1'49.319	1'46.724	1'48.046	1'48.332	1'48.643	1'48.883	1'48.538	1'47.915
11	1'47.556	1'48.110	1'48.111	1'48.426	1'47.844	1'46.787	1'47.931	1'46.780	1'48.429	1'48.216	1'48.262	1'48.538	1'48.008	1'48.291
12	1'47.786	1'47.718	1'47.759	1'47.594	1'47.834	1'46.621	1'47.598	1'46.585	1'47.839	1'47.926	1'47.481	1'47.716	1'48.013	1'48.413
13	1'47.889	1'47.480	1'47.256	1'47.059	1'47.067	1'46.937	1'47.169	1'47.093	1'48.008	1'47.702	1'47.555	1'48.082	1'47.698	1'47.432
14	1'47.917	1'47.457	1'47.119	1'47.670	1'47.185	1'46.430	1'47.656	1'47.221	1'48.987	1'49.058	1'48.872	1'47.990	1'48.791	1'49.275

	44 Sta	53 Svo	48 Bri	83 KaM	20 Lou	25 Ber	80 Mas	43 Kho	7 Gim	11 CaA	23 Mar	59 Zan	85 Sab	15 Cop
1	1'59.029	1'57.889	1'55.972	1'59.018	1'59.883	2'00.297	2'02.062	1'58.171	2'00.626	2'01.527	1'59.485	2'00.197	1'57.843	2'00.497
2	1'48.708	1'49.674	1'48.441	1'48.891	1'48.767	1'48.838	1'49.195	1'49.206	1'49.978	1'49.444	1'49.506	1'48.711	1'49.559	1'50.389
3	1'48.785	1'48.872	1'47.993	1'48.551	1'47.994	1'49.123	1'49.180	1'48.716	1'48.974	1'48.929	1'48.868	1'49.293	1'48.951	1'49.796
4	1'48.393	1'48.790	1'48.445	1'48.903	1'48.313	1'48.985	1'48.567	1'48.985	1'49.426	1'48.497	1'50.188	1'49.450	1'49.322	1'48.871
5	1'48.507	1'48.264	1'48.028	1'48.429	1'48.215	1'48.865	1'48.548	1'48.569	1'48.497	1'49.564	1'48.836	1'48.689	1'48.610	1'48.591
6	1'48.265	1'48.324	1'48.196	1'48.639	1'48.589	1'48.810	1'48.066	1'49.541	1'48.621	1'48.524	1'48.758	1'48.294	1'49.374	1'48.998
7	1'48.097	1'48.308	1'48.004	1'47.477	1'48.329	1'48.416	1'48.227	1'48.519	1'48.183	1'48.397	1'48.526	1'48.373	1'48.886	1'48.034
8	1'47.824	1'48.094	1'48.943	1'48.532	1'48.593	1'48.384	1'48.057	1'49.014	1'49.137	1'48.654	1'48.722	1'48.512	1'48.836	1'48.553
9	1'47.893	1'48.952	1'49.188	1'48.765	1'48.839	1'48.799	1'48.409	1'49.601	1'48.510	1'48.564	1'48.882	1'48.986	1'48.924	1'48.594
10	1'48.220	1'49.204	1'49.935	1'49.449	1'48.874	1'48.893	1'48.739	1'49.357	1'48.610	1'48.970	1'49.164	1'49.379	1'49.302	1'49.023
11	1'48.613	1'49.435	1'49.166	1'49.238	1'49.395	1'48.501	1'48.598	1'48.788	1'48.414	1'48.893	1'48.537	1'48.653	1'48.848	1'48.926
12	1'49.871	1'49.058	1'49.923	1'48.995	1'49.255	1'47.964	1'48.266	1'49.497	1'48.811	1'48.598	1'48.553	1'49.598	1'49.453	1'48.452
13	1'49.415	1'48.412	1'49.487	1'48.784	1'48.473	1'48.132	1'48.242	1'49.602	1'49.664	1'49.044	1'49.130	1'49.906	1'50.513	1'49.519
14	1'49.309	1'47.654	1'49.218	1'47.955	1'48.146	1'47.752	1'47.950	1'49.355	1'49.512	1'49.385	1'49.941	1'49.110	1'48.928	1'49.165

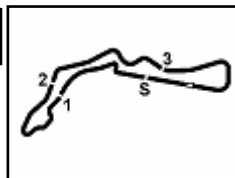
	58 Igl	97 Pal	93 Gag	12 Fei	55 Fra	65 Sza	14 McM	30 Lis	70 Dua	19 Rod	10 Orr	22 Rom	33 Nun	47 Cer
1	1'57.787	2'02.525	1'57.525	2'00.058	2'01.167	1'59.354	2'02.372	2'02.870	2'04.104	3'07.338	1'59.036	2'02.741	1'59.433	2'01.401
2	1'50.086	1'50.490	1'50.009	1'50.711	1'50.579	1'49.081	1'50.558	1'51.551	1'52.068	5'33.613	1'48.374	1'52.061	1'49.032	1'50.085
3	1'49.078	1'49.013	1'50.434	1'50.569	1'49.608	1'49.426	1'51.039	1'51.322	1'52.588	1'51.958	1'48.561	1'50.997	1'49.091	2'53.286
4	1'48.859	1'48.997	1'50.000	1'48.855	1'49.375	1'48.750	1'51.592	1'52.369	1'53.268	1'49.346	1'48.467	1'52.662	1'48.380	
5	1'48.482	1'48.801	1'49.947	1'49.241	1'49.085	1'50.288	1'51.744	1'51.963	1'53.163	1'49.272	1'48.621	1'51.693	1'48.450	
6	1'48.962	1'48.868	1'49.102	1'49.581	1'49.134	1'49.556	1'54.025	1'51.885	1'54.294	1'49.898	1'48.150	1'52.260	1'48.380	
7	1'48.489	1'49.505	1'49.067	1'49.461	1'49.506	2'00.089	1'52.221	1'52.070	1'54.148	1'49.665	1'48.414	1'51.944		
8	1'49.038	1'48.891	1'49.271	1'49.772	1'49.807	1'51.006	1'52.747	1'53.291	1'54.092	1'49.416	1'48.723			
9	1'49.583	1'48.595	1'49.814	1'50.707	1'50.717	1'50.396	1'52.121	1'52.116	1'53.754	1'51.398				
10	1'50.314	1'48.943	1'49.677	1'50.273	1'50.268	1'50.566	1'51.897	1'52.058	1'52.475	1'52.536				
11	1'48.938	1'48.495	1'48.759	1'50.527	1'50.484	1'50.257	1'52.591	1'51.985	1'52.907	1'48.185				
12	1'48.594	1'48.533	1'49.668	1'50.318	1'50.204	1'49.934	1'53.004	1'52.475	1'52.380					
13	1'49.734	1'48.318	1'49.919	1'50.210	1'50.396	1'50.173	1'52.693	1'52.710	1'52.526					
14	1'49.575	1'47.794	1'50.210	1'50.247	1'50.398	1'50.458	1'53.195	1'53.167	1'52.977					

07/08/2021

These data/results cannot be reproduced, stored and/or transmitted in whole or in part by any manner of electronic, mechanical, photocopying, recording, broadcasting or otherwise now known or herein after developed without the previous express consent by the copyright owner, except for reproduction in daily press and regular printed publications on sale to the public within 60 days of the event related to those data/results and always provided that copyright symbol appears together as follows below.

© DORNA WSBK ORGANIZATION Srl 2021





Tissot Czech Round, 6-8 August 2021 Best Sectors & Speed Race 1

RESULTS

Pos	No	Name	Motorcycle	Laps
1	72	V. STEEMAN	KTM RC 390 R	Laps 14
2	2	A. CARRION	Kawasaki Ninja 400	5.340
3	52	O. KONIG	Kawasaki Ninja 400	5.345
4	46	S. DI SORA	Kawasaki Ninja 400	5.350
5	54	B. SOFUOGLU	Yamaha YZF-R3	5.359
6	99	A. HUERTAS	Kawasaki Ninja 400	5.712
7	1	J. BUIS	Kawasaki Ninja 400	6.216
8	69	T. BOOTH-AMOS	Kawasaki Ninja 400	6.796
9	64	H. DE CANCELLIS	Kawasaki Ninja 400	8.167
10	26	M. GENNAI	Yamaha YZF-R3	8.227
11	61	Y. OKAYA	Kawasaki Ninja 400	8.250
12	73	J. PEREZ GONZALEZ	Kawasaki Ninja 400	8.420
13	77	R. BIJMAN	Yamaha YZF-R3	8.425
14	17	K. MEUFFELS	Kawasaki Ninja 400	8.565
15	44	C. STANGE	Kawasaki Ninja 400	18.903
16	53	P. SVOBODA	Yamaha YZF-R3	18.904
17	48	T. BRIANTI	Kawasaki Ninja 400	18.913
18	83	M. KAWAKAMI	Yamaha YZF-R3	19.600
19	20	D. LOUREIRO	Kawasaki Ninja 400	19.639
20	25	D. BERTA VINALES	Yamaha YZF-R3	19.733
21	80	G. MASTROLUCA	Yamaha YZF-R3	20.080
22	43	H. KHOURI	Kawasaki Ninja 400	24.895
23	7	J. GIMBERT	Kawasaki Ninja 400	24.937
24	11	A. CARRASCO	Kawasaki Ninja 400	24.964
25	23	S. MARKARIAN	Kawasaki Ninja 400	25.070
26	59	A. ZANCA	Kawasaki Ninja 400	25.125
27	85	K. SABATUCCI	Yamaha YZF-R3	25.323
28	15	A. COPPOLA	Yamaha YZF-R3	25.382
29	58	I. IGLESIAS	Kawasaki Ninja 400	25.493
30	97	F. PALAZZI	Yamaha YZF-R3	25.742
31	93	M. GAGGI	Yamaha YZF-R3	31.376
32	12	F. FEIGL	Kawasaki Ninja 400	38.504
33	55	A. FRAPPOLA	Kawasaki Ninja 400	38.702
34	65	M. SZAMADO	Kawasaki Ninja 400	47.308
35	14	J. MCMANUS	Kawasaki Ninja 400	1'09.773
36	30	N. LISCI	Yamaha YZF-R3	1'09.806
37	70	M. DUARTE	Yamaha YZF-R3	1'22.718
38	19	V. RODRIGUEZ NUNEZ	Kawasaki Ninja 400	3 Laps
RET	10	U. ORRADRE	Yamaha YZF-R3	6 Laps
RET	22	J. ROMERO	Kawasaki Ninja 400	7 Laps
RET	33	O. NUNEZ ROLDAN	Kawasaki Ninja 400	8 Laps
RET	47	M. CERVENKA	Kawasaki Ninja 400	11 Laps
RET	21	V. PEREZ SELFA	Yamaha YZF-R3	
RET	87	T. KAWAKAMI	Yamaha YZF-R3	

SPEED

Pos	No	Name	Motorcycle	Speed
1	23	S. MARKARIAN	Kawasaki Ninja 400	201,5
2	59	A. ZANCA	Kawasaki Ninja 400	200,0
3	25	D. BERTA VINALES	Yamaha YZF-R3	199,3
4	11	A. CARRASCO	Kawasaki Ninja 400	198,2
5	1	J. BUIS	Kawasaki Ninja 400	197,4
6	17	K. MEUFFELS	Kawasaki Ninja 400	197,4
7	26	M. GENNAI	Yamaha YZF-R3	197,1
8	99	A. HUERTAS	Kawasaki Ninja 400	197,1
9	80	G. MASTROLUCA	Yamaha YZF-R3	196,7
10	20	D. LOUREIRO	Kawasaki Ninja 400	196,4
11	61	Y. OKAYA	Kawasaki Ninja 400	196,4
12	64	H. DE CANCELLIS	Kawasaki Ninja 400	196,4
13	46	S. DI SORA	Kawasaki Ninja 400	196,0
14	69	T. BOOTH-AMOS	Kawasaki Ninja 400	196,0
15	93	M. GAGGI	Yamaha YZF-R3	196,0
16	33	O. NUNEZ ROLDAN	Kawasaki Ninja 400	195,7
17	54	B. SOFUOGLU	Yamaha YZF-R3	195,3
18	7	J. GIMBERT	Kawasaki Ninja 400	195,3
19	15	A. COPPOLA	Yamaha YZF-R3	195,3
20	44	C. STANGE	Kawasaki Ninja 400	195,3
21	65	M. SZAMADO	Kawasaki Ninja 400	195,3
22	47	M. CERVENKA	Kawasaki Ninja 400	195,3
23	43	H. KHOURI	Kawasaki Ninja 400	194,9
24	52	O. KONIG	Kawasaki Ninja 400	194,9
25	48	T. BRIANTI	Kawasaki Ninja 400	194,2
26	58	I. IGLESIAS	Kawasaki Ninja 400	194,2
27	73	J. PEREZ GONZALEZ	Kawasaki Ninja 400	194,2
28	97	F. PALAZZI	Yamaha YZF-R3	194,2
29	53	P. SVOBODA	Yamaha YZF-R3	193,9
30	83	M. KAWAKAMI	Yamaha YZF-R3	193,9
31	77	R. BIJMAN	Yamaha YZF-R3	193,2
32	10	U. ORRADRE	Yamaha YZF-R3	192,5
33	14	J. MCMANUS	Kawasaki Ninja 400	192,2
34	55	A. FRAPPOLA	Kawasaki Ninja 400	192,2
35	85	K. SABATUCCI	Yamaha YZF-R3	192,2
36	2	A. CARRION	Kawasaki Ninja 400	192,2
37	30	N. LISCI	Yamaha YZF-R3	191,8
38	12	F. FEIGL	Kawasaki Ninja 400	191,5
39	22	J. ROMERO	Kawasaki Ninja 400	190,8
40	19	V. RODRIGUEZ NUNEZ	Kawasaki Ninja 400	189,5
41	70	M. DUARTE	Yamaha YZF-R3	188,2
42	72	V. STEEMAN	KTM RC 390 R	187,2

07/08/2021

These data/results cannot be reproduced, stored and/or transmitted in whole or in part by any manner of electronic, mechanical, photocopying, recording, broadcasting or otherwise now known or herein after developed without the previous express consent by the copyright owner, except for reproduction in daily press and regular printed publications on sale to the public within 60 days of the event related to those data/results and always provided that copyright symbol appears together as follows below.

© DORNA WSBK ORGANIZATION Srl 2021



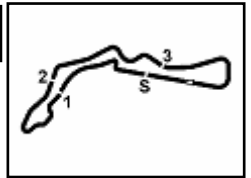
Official Fuel Supplier



Official Tyre Supplier



Official Timekeeper



Tissot Czech Round, 6-8 August 2021

Best Sectors & Speed Race 1

Autodrom Most 4.212 m

2 / 2

SEG. 1			SEG. 2			SEG. 3			SEG. 4			
1	1	J. BUIS	27.720	1	99 A. HUERTAS	25.801	1	54 B. SOFUOGLU	25.880	1	46 S. DI SORA	26.412
2	99	A. HUERTAS	27.736	2	72 V. STEEMAN	25.848	2	99 A. HUERTAS	26.002	2	2 A. CARRION	26.451
3	69	T. BOOTH-AMOS	27.846	3	69 T. BOOTH-AMOS	25.852	3	69 T. BOOTH-AMOS	26.037	3	69 T. BOOTH-AMOS	26.454
4	73	J. PEREZ GONZALEZ	27.876	4	2 A. CARRION	25.945	4	52 O. KONIG	26.094	4	99 A. HUERTAS	26.473
5	17	K. MEUFFELS	27.911	5	54 B. SOFUOGLU	25.945	5	46 S. DI SORA	26.137	5	26 M. GENNAI	26.513
6	52	O. KONIG	27.951	6	73 J. PEREZ GONZALEZ	25.958	6	72 V. STEEMAN	26.139	6	54 B. SOFUOGLU	26.533
7	25	D. BERTA VINALES	27.971	7	46 S. DI SORA	25.981	7	2 A. CARRION	26.157	7	17 K. MEUFFELS	26.538
8	54	B. SOFUOGLU	27.981	8	64 H. DE CANCELLIS	26.020	8	83 M. KAWAKAMI	26.162	8	52 O. KONIG	26.544
9	61	Y. OKAYA	27.986	9	77 R. BIJMAN	26.045	9	64 H. DE CANCELLIS	26.206	9	1 J. BUIS	26.614
10	20	D. LOUREIRO	27.996	10	52 O. KONIG	26.054	10	53 P. SVOBODA	26.215	10	53 P. SVOBODA	26.634
11	26	M. GENNAI	27.996	11	44 C. STANGE	26.064	11	77 R. BIJMAN	26.218	11	61 Y. OKAYA	26.637
12	80	G. MASTROLUCA	28.005	12	26 M. GENNAI	26.067	12	73 J. PEREZ GONZALEZ	26.223	12	25 D. BERTA VINALES	26.643
13	2	A. CARRION	28.032	13	80 G. MASTROLUCA	26.069	13	1 J. BUIS	26.263	13	64 H. DE CANCELLIS	26.643
14	97	F. PALAZZI	28.034	14	83 M. KAWAKAMI	26.080	14	44 C. STANGE	26.281	14	77 R. BIJMAN	26.644
15	44	C. STANGE	28.037	15	61 Y. OKAYA	26.115	15	61 Y. OKAYA	26.286	15	48 T. BRIANTI	26.710
16	46	S. DI SORA	28.051	16	10 U. ORRADRE	26.120	16	17 K. MEUFFELS	26.293	16	73 J. PEREZ GONZALEZ	26.722
17	64	H. DE CANCELLIS	28.052	17	53 P. SVOBODA	26.127	17	26 M. GENNAI	26.311	17	7 J. GIMBERT	26.743
18	10	U. ORRADRE	28.111	18	7 J. GIMBERT	26.129	18	58 I. IGLESIAS	26.325	18	11 A. CARRASCO	26.763
19	7	J. GIMBERT	28.143	19	17 K. MEUFFELS	26.141	19	48 T. BRIANTI	26.335	19	59 A. ZANCA	26.766
20	72	V. STEEMAN	28.150	20	20 D. LOUREIRO	26.144	20	80 G. MASTROLUCA	26.382	20	44 C. STANGE	26.773
21	11	A. CARRASCO	28.152	21	1 J. BUIS	26.152	21	20 D. LOUREIRO	26.411	21	23 S. MARKARIAN	26.783
22	23	S. MARKARIAN	28.154	22	19 V. RODRIGUEZ NUNEZ	26.174	22	15 A. COPPOLA	26.438	22	83 M. KAWAKAMI	26.799
23	59	A. ZANCA	28.167	23	48 T. BRIANTI	26.197	23	33 O. NUNEZ ROLDAN	26.452	23	72 V. STEEMAN	26.860
24	77	R. BIJMAN	28.169	24	58 I. IGLESIAS	26.212	24	23 S. MARKARIAN	26.501	24	33 O. NUNEZ ROLDAN	26.862
25	48	T. BRIANTI	28.194	25	12 F. FEIGL	26.219	25	25 D. BERTA VINALES	26.509	25	80 G. MASTROLUCA	26.875
26	43	H. KHOURI	28.205	26	97 F. PALAZZI	26.240	26	59 A. ZANCA	26.541	26	97 F. PALAZZI	26.895
27	85	K. SABATUCCI	28.205	27	25 D. BERTA VINALES	26.242	27	21 V. PEREZ SELFA	26.546	27	58 I. IGLESIAS	26.908
28	33	O. NUNEZ ROLDAN	28.221	28	15 A. COPPOLA	26.256	28	19 V. RODRIGUEZ NUNEZ	26.552	28	15 A. COPPOLA	26.931
29	83	M. KAWAKAMI	28.227	29	85 K. SABATUCCI	26.316	29	87 T. KAWAKAMI	26.566	29	20 D. LOUREIRO	26.945
30	55	A. FRAPPOLA	28.229	30	11 A. CARRASCO	26.365	30	97 F. PALAZZI	26.573	30	43 H. KHOURI	26.949
31	65	M. SZAMADO	28.303	31	93 M. GAGGI	26.385	31	10 U. ORRADRE	26.597	31	85 K. SABATUCCI	26.964
32	93	M. GAGGI	28.307	32	23 S. MARKARIAN	26.387	32	43 H. KHOURI	26.599	32	93 M. GAGGI	26.987
33	19	V. RODRIGUEZ NUNEZ	28.328	33	43 H. KHOURI	26.388	33	85 K. SABATUCCI	26.603	33	65 M. SZAMADO	27.110
34	15	A. COPPOLA	28.359	34	33 O. NUNEZ ROLDAN	26.395	34	65 M. SZAMADO	26.624	34	12 F. FEIGL	27.123
35	58	I. IGLESIAS	28.386	35	65 M. SZAMADO	26.399	35	55 A. FRAPPOLA	26.647	35	19 V. RODRIGUEZ NUNEZ	27.131
36	53	P. SVOBODA	28.489	36	59 A. ZANCA	26.432	36	12 F. FEIGL	26.655	36	55 A. FRAPPOLA	27.155
37	47	M. CERVENKA	28.533	37	55 A. FRAPPOLA	26.462	37	93 M. GAGGI	26.661	37	10 U. ORRADRE	27.170
38	12	F. FEIGL	28.542	38	47 M. CERVENKA	26.595	38	11 A. CARRASCO	26.672	38	30 N. LISCI	27.356
39	14	J. MCMANUS	28.551	39	22 J. ROMERO	26.917	39	7 J. GIMBERT	26.775	39	47 M. CERVENKA	27.379
40	22	J. ROMERO	28.692	40	14 J. MCMANUS	26.928	40	30 N. LISCI	27.407	40	14 J. MCMANUS	27.409
41	30	N. LISCI	28.754	41	30 N. LISCI	26.990	41	22 J. ROMERO	27.411	41	22 J. ROMERO	27.445
42	70	M. DUARTE	29.463	42	87 T. KAWAKAMI	27.148	42	70 M. DUARTE	27.446	42	70 M. DUARTE	27.528
43	87	T. KAWAKAMI	36.157	43	21 V. PEREZ SELFA	27.272	43	14 J. MCMANUS	27.466			
44	21	V. PEREZ SELFA	36.177	44	70 M. DUARTE	27.304	44	47 M. CERVENKA	27.575			

07/08/2021

These data/results cannot be reproduced, stored and/or transmitted in whole or in part by any manner of electronic, mechanical, photocopying, recording, broadcasting or otherwise now known or herein after developed without the previous express consent by the copyright owner, except for reproduction in daily press and regular printed publications on sale to the public within 60 days of the event related to those data/results and always provided that copyright symbol appears together as follows below.

© DORNA WSBK ORGANIZATION Srl 2021



Official Fuel Supplier

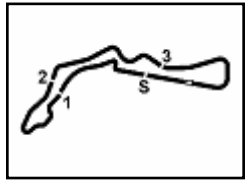


FICR PERUGIA TIMING

Official Tyre Supplier



Official Timekeeper



Tissot Czech Round, 6-8 August 2021

Chronological Analysis Race 1

Start at 12:46'13.154

1 / 6

1° 72 V. STEEMAN (1'47.070)							
Lap	Seg.1	Seg.2	Seg.3	Seg.4	Lap Time	km/h	Local Time
1		26.205	26.356	27.023	1'52.961		12:48'06.115
2	28.902	26.024	26.186	26.965	1'48.077	186,9	12:49'54.192
3	28.176	26.561	26.627	27.085	1'48.449	185,6	12:51'42.641
4	28.189	25.939	26.139	26.896	1'47.163	187,2	12:53'29.804
5	28.150	25.901	26.314	26.887	1'47.252	184,0	12:55'17.056
6	28.195	25.928	26.269	26.860	1'47.252	183,4	12:57'04.308
7	28.179	25.848	26.145	26.898	1'47.070	182,7	12:58'51.378
8	28.238	25.881	26.217	27.016	1'47.352	184,0	13:00'38.730
9	28.308	26.030	26.284	26.947	1'47.569	183,4	13:02'26.299
10	28.368	26.006	26.356	27.003	1'47.733	183,1	13:04'14.032
11	28.289	25.981	26.341	26.945	1'47.556	184,3	13:06'01.588
12	28.169	26.033	26.569	27.015	1'47.786	185,6	13:07'49.374
13	28.193	26.069	26.480	27.147	1'47.889	186,9	13:09'37.263
14	28.236	26.016	26.595	27.070	1'47.917	184,3	13:11'25.180
Race Time 25'12.026							

11	28.467	26.337	26.814	26.808	1'48.426	181,8	13:06'08.096
12	28.102	26.090	26.193	27.209	1'47.594	191,5	13:07'55.690
13	28.051	25.981	26.215	26.812	1'47.059	192,2	13:09'42.749
14	28.184	26.021	26.205	27.260	1'47.670	184,9	13:11'30.419
Race Time 25'17.265 + 0.111Pen							

2° 2 A. CARRION (1'47.452)							
Lap	Seg.1	Seg.2	Seg.3	Seg.4	Lap Time	km/h	Local Time
1		26.250	26.372	26.451	1'53.742		12:48'06.896
2	28.672	26.122	26.157	26.735	1'47.686	188,5	12:49'54.582
3	28.646	26.096	26.634	26.726	1'48.102	192,2	12:51'42.684
4	28.601	26.247	26.551	26.494	1'47.893	186,5	12:53'30.577
5	28.176	26.098	26.292	26.886	1'47.452	191,8	12:55'18.029
6	28.432	26.452	26.405	26.868	1'48.157	188,5	12:57'06.186
7	28.971	25.945	26.437	26.495	1'47.848	182,1	12:58'54.034
8	28.550	26.266	27.001	26.849	1'48.666	191,2	13:00'42.700
9	28.657	26.485	26.697	27.228	1'49.067	190,5	13:02'31.767
10	28.608	26.201	26.458	26.721	1'47.988	189,5	13:04'19.755
11	28.259	26.256	26.637	26.958	1'48.110	188,5	13:06'07.865
12	28.649	25.999	26.190	26.880	1'47.718	188,2	13:07'55.583
13	28.230	26.180	26.273	26.797	1'47.480	188,8	13:09'43.063
14	28.032	26.054	26.550	26.821	1'47.457	190,5	13:11'30.520
Race Time 25'17.366							

5° 54 B. SOFUOGLU (1'47.067)							
Lap	Seg.1	Seg.2	Seg.3	Seg.4	Lap Time	km/h	Local Time
1		26.122	25.880	26.694	1'53.369		12:48'06.523
2	28.646	26.961	26.078	26.533	1'48.218	191,5	12:49'54.741
3	28.264	25.945	26.660	26.997	1'47.866	191,8	12:51'42.607
4	28.575	26.161	26.074	26.972	1'47.782	184,3	12:53'30.389
5	28.416	26.350	26.149	26.703	1'47.618	186,9	12:55'18.007
6	28.310	26.272	26.147	27.444	1'48.173	186,2	12:57'06.180
7	28.196	26.186	26.254	27.067	1'47.703	183,7	12:58'53.883
8	28.588	26.271	26.867	27.014	1'48.740	187,5	13:00'42.623
9	28.658	26.564	26.446	27.509	1'49.177	184,6	13:02'31.800
10	29.153	26.471	26.439	26.746	1'48.809	189,1	13:04'20.609
11	27.981	26.235	26.805	26.823	1'47.844	195,3	13:06'08.453
12	28.305	26.135	26.397	26.997	1'47.834	189,1	13:07'56.287
13	28.198	26.007	26.149	26.713	1'47.067	188,8	13:09'43.354
14	27.998	25.992	26.023	27.172	1'47.185	189,5	13:11'30.539
Race Time 25'17.385							

3° 52 O. KONIG (1'47.119)							
Lap	Seg.1	Seg.2	Seg.3	Seg.4	Lap Time	km/h	Local Time
1		26.159	26.094	26.726	1'53.722		12:48'06.876
2	28.190	26.568	26.445	26.721	1'47.924	188,8	12:49'54.800
3	28.394	26.054	26.580	27.012	1'48.040	192,5	12:51'42.840
4	28.348	26.283	26.412	26.652	1'47.695	192,2	12:53'30.535
5	28.391	26.334	26.323	26.685	1'47.733	189,1	12:55'18.268
6	28.126	26.417	26.125	27.187	1'47.855	193,5	12:57'06.123
7	28.236	26.330	26.449	26.835	1'47.850	185,2	12:58'53.973
8	28.482	26.299	26.587	27.246	1'48.614	190,1	13:00'42.587
9	28.886	26.776	26.518	27.164	1'49.344	183,4	13:02'31.931
10	28.510	26.356	26.555	26.544	1'47.965	191,2	13:04'19.896
11	28.106	26.332	26.723	26.950	1'48.111	193,2	13:06'08.007
12	28.187	26.255	26.482	26.835	1'47.759	189,8	13:07'55.766
13	27.968	26.151	26.228	26.909	1'47.256	194,9	13:09'43.022
14	27.951	26.095	26.226	26.847	1'47.119	189,8	13:11'30.141
Race Time 25'16.987 + 0.384Pen							

6° 99 A. HUERTAS (1'46.430)							
Lap	Seg.1	Seg.2	Seg.3	Seg.4	Lap Time	km/h	Local Time
1		25.893	26.188	26.917	1'53.134		12:48'06.288
2	42.554	25.916	26.272	26.665	2'01.407	194,2	12:50'07.695
3	27.816	25.919	26.177	26.767	1'46.679	197,1	12:51'54.374
4	27.922	25.999	26.316	26.602	1'46.839	192,5	12:53'41.213
5	27.991	26.054	26.002	26.595	1'46.642	192,2	12:55'27.855
6	27.742	26.346	26.962	26.705	1'47.755	196,7	12:57'15.610
7	27.906	26.030	26.239	27.077	1'47.252	193,5	12:59'02.862
8	27.933	26.080	26.271	27.067	1'47.351	194,6	13:00'50.213
9	28.225	25.888	26.085	26.808	1'47.006	184,6	13:02'37.219
10	27.756	25.984	26.321	26.837	1'46.898	188,2	13:04'24.117
11	27.806	25.932	26.199	26.850	1'46.787	187,2	13:06'10.904
12	27.954	25.836	26.197	26.634	1'46.621	192,5	13:07'57.525
13	28.249	25.905	26.310	26.473	1'46.937	196,0	13:09'44.462
14	27.736	25.801	26.227	26.666	1'46.430	191,2	13:11'30.892
Race Time 25'17.738							

4° 46 S. DI SORA (1'46.875)							
Lap	Seg.1	Seg.2	Seg.3	Seg.4	Lap Time	km/h	Local Time
1		26.819	26.561	26.412	1'55.315		12:48'08.469
2	28.101	26.045	26.140	26.589	1'46.875	196,0	12:49'55.344
3	28.221	26.094	26.398	26.931	1'47.644	190,5	12:51'42.988
4	28.206	26.136	26.408	26.662	1'47.412	194,2	12:53'30.400
5	28.506	26.435	26.365	26.635	1'47.941	187,5	12:55'18.341
6	28.403	26.214	26.137	27.095	1'47.849	191,2	12:57'06.190
7	28.419	26.229	26.143	26.702	1'47.493	184,0	12:58'53.683
8	28.814	26.365	26.600	27.154	1'48.933	183,4	13:00'42.616
9	28.795	26.794	26.444	27.239	1'49.272	181,8	13:02'31.888
10	28.296	26.237	26.220	27.029	1'47.782	191,2	13:04'19.670

7° 1 J. BUIS (1'47.169)							
Lap	Seg.1	Seg.2	Seg.3	Seg.4	Lap Time	km/h	Local Time
1		26.875	26.536	26.614	1'55.611		12:48'08.765
2	28.604	26.152	26.263	26.673	1'47.692	194,2	12:49'56.457
3	28.190	26.430	26.398	26.910	1'47.928	194,6	12:51'44.385
4	27.929	26.323	26.429	26.954	1'47.635	189,8	12:53'32.020
5	28.001	26.231	26.485	27.161	1'47.878	190,1	12:55'19.898
6	28.037	26.240	26.561	26.952	1'47.790	188,5	12:57'07.688
7	27.826	26.182	26.505	26.779	1'47.292	190,1	12:58'54.980
8	27.890	26.192	26.980	26.828	1'47.890	193,5	13:00'42.870
9	28.233	26.496	26.803	27.321	1'48.853	192,9	13:02'31.723
10	29.730	26.318	26.566	26.705	1'49.319	186,2	13:04'21.042
11	28.055	26.275	26.682	26.919	1'47.931	194,9	13:06'08.973
12	28.127	26.268	26.498	26.705	1'47.598	196,0	13:07'56.571
13	27.874	26.240	26.310	26.745	1'47.169	197,4	13:09'43.740
14	27.720	26.276	26.615	27.045	1'47.656	193,2	13:11'31.396
Race Time 25'18.242							

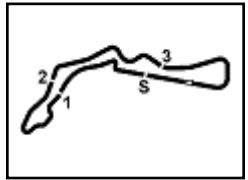
07/08/2021 P = Pits In/Out - C = Lap Time Cancelled

8° 69 T. BOOTH-AMOS (1'46.585)							
Lap	Seg.1	Seg.2	Seg.3	Seg.4	Lap Time	km/h	Local Time
1		26.349	26.550	26.802	2'03.091		12:48'16.245
2	28.401	26.334	26.545	27.131	1'48.411	196,0	12:50'04.656
3	28.849	26.446	26.420	26.767	1'48.482	195,3	12:51'53.138
4	28.185	26.175	26.375	26.595	1'47.330	196,0	12:53'40.468

These data/results cannot be reproduced, stored and/or transmitted in whole or in part by any manner of electronic, mechanical, photocopying, recording, broadcasting or otherwise now known or herein after developed without the previous express consent by the copyright owner, except for reproduction in daily press and regular printed publications on sale to the public within 60 days of the event related to those data/results and always provided that copyright symbol appears together as follows below.

© DORNA WSBK ORGANIZATION Srl 2021





Tissot Czech Round, 6-8 August 2021

Chronological Analysis Race 1

Autodrom Most 4.212 m

Start at 12:46'13.154

2 / 6

9° 64 H. DE CANCELLIS (1'47.441)							
Lap	Seg.1	Seg.2	Seg.3	Seg.4	Lap Time	km/h	Local Time
1		26.791	26.437	26.643	1'55.101		12:48'08.255
2	29.330	26.110	26.206	26.768	1'48.414	193,5	12:49'56.669
3	28.274	26.691	26.550	26.717	1'48.232	196,4	12:51'44.901
4	28.394	26.167	26.291	26.858	1'47.710	189,1	12:53'32.611
5	28.086	26.020	26.496	26.839	1'47.441	188,5	12:55'20.052
6	28.052	26.222	26.616	26.774	1'47.664	192,2	12:57'07.716
7	28.071	26.117	26.500	26.792	1'47.480	191,5	12:58'55.196
8	28.210	26.117	26.937	26.728	1'47.992	191,8	13:00'43.188
9	28.486	26.768	26.543	27.053	1'48.850	192,2	13:02'32.038
10	28.284	26.208	26.703	26.851	1'48.046	194,6	13:04'20.084
11	28.200	26.376	26.877	26.976	1'48.429	192,2	13:06'08.513
12	28.116	26.219	26.681	26.823	1'47.839	191,5	13:07'56.352
13	28.241	26.245	26.458	27.064	1'48.008	192,5	13:09'44.360
14	28.863	26.383	26.623	27.118	1'48.987	184,9	13:11'33.347
Race Time 25'20.193							

10° 26 M. GENNAI (1'47.239)							
Lap	Seg.1	Seg.2	Seg.3	Seg.4	Lap Time	km/h	Local Time
1		26.676	26.475	26.844	1'54.986		12:48'08.140
2	28.688	26.111	26.423	26.783	1'48.005	187,8	12:49'56.145
3	28.515	26.889	26.530	26.824	1'48.758	191,5	12:51'44.903
4	28.674	26.452	26.361	26.733	1'48.220	186,5	12:53'33.123
5	28.774	26.403	26.550	26.571	1'48.298	187,5	12:55'21.421
6	28.260	26.342	26.475	26.902	1'47.979	193,9	12:57'09.400
7	28.150	26.280	26.311	26.818	1'47.559	189,8	12:58'56.959
8	28.386	26.353	26.500	26.736	1'47.975	188,8	13:00'44.934
9	27.996	26.067	26.453	26.723	1'47.239	188,8	13:02'32.173
10	28.419	26.637	26.763	26.513	1'48.332	195,7	13:04'20.505
11	28.454	26.239	26.727	26.796	1'48.216	193,2	13:06'08.721
12	28.063	26.334	26.605	26.924	1'47.926	197,1	13:07'56.647
13	28.001	26.472	26.362	26.867	1'47.702	197,1	13:09'44.349
14	28.847	26.441	26.876	26.894	1'49.058	183,7	13:11'33.407
Race Time 25'20.253							

11° 61 Y. OKAYA (1'47.481)							
Lap	Seg.1	Seg.2	Seg.3	Seg.4	Lap Time	km/h	Local Time
1		26.886	26.655	26.845	1'55.642		12:48'08.796
2	28.122	26.364	26.334	26.802	1'47.622	195,7	12:49'56.418
3	28.298	26.752	26.484	27.166	1'48.700	192,9	12:51'45.118
4	28.476	26.328	26.286	26.998	1'48.088	195,3	12:53'33.206
5	28.396	26.248	26.422	27.020	1'48.086	190,1	12:55'21.292
6	28.407	26.558	26.465	26.691	1'48.121	187,2	12:57'09.413
7	28.207	26.285	26.447	26.738	1'47.677	191,5	12:58'57.090
8	28.250	26.329	26.319	26.932	1'47.830	194,2	13:00'44.920
9	28.454	26.115	26.346	26.782	1'47.697	189,1	13:02'32.617
10	29.024	26.513	26.469	26.637	1'48.643	196,4	13:04'21.260
11	28.701	26.360	26.396	26.805	1'48.262	184,9	13:06'09.522
12	27.986	26.239	26.513	26.743	1'47.481	193,9	13:07'57.003
13	28.027	26.363	26.461	26.704	1'47.555	193,9	13:09'44.558
14	28.650	26.583	26.505	27.134	1'48.872	193,2	13:11'33.430
Race Time 25'20.276							

12° 73 J. PEREZ GONZALEZ (1'47.332)							
Lap	Seg.1	Seg.2	Seg.3	Seg.4	Lap Time	km/h	Local Time
1		26.435	26.359	27.043	1'55.042		12:48'08.196
2	28.438	26.053	26.313	26.976	1'47.780	191,5	12:49'55.976
3	28.329	25.958	26.223	26.822	1'47.332	188,5	12:51'43.308
4	28.220	26.389	26.401	26.722	1'47.732	191,8	12:53'31.040
5	28.129	26.365	26.444	27.008	1'47.946	189,8	12:55'18.986
6	28.110	26.116	26.578	27.098	1'47.902	186,9	12:57'06.888
7	28.119	26.059	26.770	26.995	1'47.943	186,5	12:58'54.831
8	28.401	26.191	26.842	26.894	1'48.328	186,2	13:00'43.159
9	28.495	26.840	26.681	27.216	1'49.232	190,5	13:02'32.391
10	29.025	26.176	26.642	27.040	1'48.883	194,2	13:04'21.274
11	28.625	26.206	26.798	26.909	1'48.538	183,7	13:06'09.812
12	27.920	26.292	26.460	27.044	1'47.716	192,9	13:07'57.528
13	28.320	26.409	26.407	26.946	1'48.082	191,8	13:09'45.610
14	27.876	26.480	26.721	26.913	1'47.990	190,8	13:11'33.600
Race Time 25'20.446							

13° 77 R. BIJMAN (1'47.533)							
Lap	Seg.1	Seg.2	Seg.3	Seg.4	Lap Time	km/h	Local Time
1		26.673	26.536	26.867	1'55.226		12:48'08.380
2	29.244	26.353	26.218	26.791	1'48.606	191,8	12:49'56.986
3	28.323	26.393	26.621	26.722	1'48.059	192,9	12:51'45.045
4	28.596	26.453	26.355	26.704	1'48.108	190,1	12:53'33.153
5	28.520	26.259	26.539	26.851	1'48.169	188,5	12:55'21.322
6	28.613	26.526	26.304	26.754	1'48.197	188,5	12:57'09.519
7	28.409	26.249	26.313	26.710	1'47.681	191,8	12:58'57.200
8	28.784	26.072	26.267	26.701	1'47.824	190,5	13:00'45.024
9	28.169	26.045	26.335	26.984	1'47.533	192,9	13:02'32.557
10	28.996	26.554	26.330	26.658	1'48.538	191,2	13:04'21.095
11	28.344	26.110	26.593	26.961	1'48.008	193,2	13:06'09.103
12	28.334	26.211	26.427	27.041	1'48.013	192,9	13:07'57.116
13	28.347	26.134	26.573	26.644	1'47.698	192,2	13:09'44.814
14	28.587	26.768	26.547	26.889	1'48.791	192,9	13:11'33.605
Race Time 25'20.451							

14° 17 K. MEUFFELS (1'47.432)							
Lap	Seg.1	Seg.2	Seg.3	Seg.4	Lap Time	km/h	Local Time
1		27.307	26.610	26.686	1'56.310		12:48'09.464
2	28.277	26.514	26.446	26.716	1'47.953	195,7	12:49'57.417
3	28.075	26.338	26.623	26.749	1'47.785	195,7	12:51'45.202
4	28.491	26.535	26.456	26.538	1'48.020	194,6	12:53'33.222
5	28.497	26.272	26.686	26.667	1'48.122	192,9	12:55'21.344
6	28.277	26.259	26.437	26.816	1'47.789	192,5	12:57'09.133
7	28.132	26.141	26.376	26.821	1'47.470	188,2	12:58'56.603
8	28.267	26.161	26.293	26.908	1'47.629	188,2	13:00'44.232
9	28.084	26.176	26.772	27.155	1'48.187	191,2	13:02'32.419
10	28.621	26.267	26.391	26.636	1'47.915	197,4	13:04'20.334
11	28.260	26.275	26.946	26.810	1'48.291	194,9	13:06'08.625
12	28.255	26.402	26.862	26.894	1'48.413	191,2	13:07'57.038
13	27.911	26.240	26.526	26.755	1'47.432	196,7	13:09'44.470
14	28.783	26.760	26.839	26.893	1'49.275	180,9	13:11'33.745
Race Time 25'20.591							

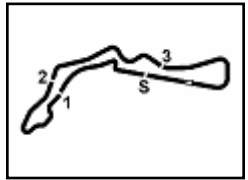
15° 44 C. STANGE (1'47.824)							
Lap	Seg.1	Seg.2	Seg.3	Seg.4	Lap Time	km/h	Local Time
1		27.850	26.918	27.184	1'59.029		12:48'12.183
2	28.561	26.283	26.778	27.086	1'48.708	187,2	12:50'00.891
3	28.464	26.532	26.773	27.016	1'48.785	194,9	12:51'49.676
4	28.137	26.536	26.474	27.246	1'48.393	194,2	12:53'38.069
5	28.443	26.421	26.761	26.882	1'48.507	182,4	12:55'26.576
6	28.037	26.446	26.545	27.237	1'48.265	187,2	12:57'14.841
7	28.681	26.285	26.358	26.773	1'48.097	183,4	12:59'02.938
8	28.135	26.214	26.387	27.088	1'47.824	195,3	13:00'50.762
9	28.339	26.064	26.281	27.209	1'47.893	185,6	13:02'38.655
10	28.436	26.187	26.553	27.044	1'48.220	182,1	13:04'26.875

07/08/2021 P = Pits In/Out - C = Lap Time Cancelled

These data/results cannot be reproduced, stored and/or transmitted in whole or in part by any manner of electronic, mechanical, photocopying, recording, broadcasting or otherwise now known or herein after developed without the previous express consent by the copyright owner, except for reproduction in daily press and regular printed publications on sale to the public within 60 days of the event related to those data/results and always provided that copyright symbol appears together as follows below.

© DORNA WSBK ORGANIZATION Srl 2021





Tissot Czech Round, 6-8 August 2021

Chronological Analysis Race 1

Autodrom Most 4.212 m

Start at 12:46'13.154

3 / 6

11	28.164	26.317	26.577	27.555	1'48.613	185,6	13:06'15.488	6	28.272	26.582	26.605	27.130	1'48.589	188,2	12:57'14.915
12	28.880	26.376	26.859	27.756	1'49.871	186,2	13:08'05.359	7	28.413	26.333	26.411	27.172	1'48.329	187,2	12:59'03.244
13	28.750	26.348	26.861	27.456	1'49.415	180,6	13:09'54.774	8	28.715	26.264	26.528	27.086	1'48.593	193,2	13:00'51.837
14	28.778	26.388	26.711	27.432	1'49.309	180,9	13:11'44.083	9	28.315	26.419	26.967	27.138	1'48.839	192,5	13:02'40.676
								10	28.478	26.414	26.633	27.349	1'48.874	188,8	13:04'29.550
								11	28.872	26.236	26.707	27.580	1'49.395	182,7	13:06'18.945
								12	28.695	26.502	26.890	27.168	1'49.255	183,4	13:08'08.200
								13	28.373	26.144	26.909	27.047	1'48.473	189,8	13:09'56.673
								14	28.306	26.187	26.636	27.017	1'48.146	190,5	13:11'44.819
								Race Time 25'30.929							

16° 53 P. SVOBODA (1'47.654)

Lap	Seg.1	Seg.2	Seg.3	Seg.4	Lap Time	km/h	Local Time
1		27.071	26.761	26.921	1'57.889		12:48'11.043
2	28.803	26.898	26.903	27.070	1'49.674	191,5	12:50'00.717
3	28.581	26.307	26.716	27.268	1'48.872	191,8	12:51'49.589
4	28.895	26.762	26.382	26.751	1'48.790	190,5	12:53'38.379
5	28.539	26.232	26.626	26.867	1'48.264	191,5	12:55'26.643
6	28.489	26.127	26.718	26.990	1'48.324	187,2	12:57'14.967
7	28.585	26.622	26.247	26.854	1'48.308	189,8	12:59'03.275
8	28.489	26.414	26.245	26.946	1'48.094	193,9	13:00'51.369
9	28.723	26.276	26.944	27.009	1'48.952	186,5	13:02'40.321
10	29.399	26.542	26.215	27.048	1'49.204	184,6	13:04'29.525
11	28.910	26.532	26.531	27.462	1'49.435	183,1	13:06'18.960
12	28.601	26.383	26.650	27.424	1'49.058	184,0	13:08'08.418
13	28.597	26.385	26.360	27.070	1'48.412	184,9	13:09'56.430
14	28.603	26.143	26.274	26.634	1'47.654	184,9	13:11'44.084
Race Time 25'30.930							

17° 48 T. BRIANTI (1'47.993)

Lap	Seg.1	Seg.2	Seg.3	Seg.4	Lap Time	km/h	Local Time
1		27.239	26.335	26.738	1'55.972		12:48'09.126
2	28.542	26.540	26.649	26.710	1'48.441	194,2	12:49'57.567
3	28.379	26.216	26.529	26.869	1'47.993	194,2	12:51'45.560
4	28.194	26.874	26.434	26.943	1'48.445	191,8	12:53'34.005
5	28.297	26.313	26.502	26.916	1'48.028	188,2	12:55'22.033
6	28.361	26.398	26.425	27.012	1'48.196	188,8	12:57'10.229
7	28.211	26.197	26.459	27.137	1'48.004	187,8	12:58'58.233
8	28.644	26.264	26.647	27.388	1'48.943	185,9	13:00'47.176
9	28.687	26.507	26.561	27.433	1'49.188	184,0	13:02'36.364
10	28.704	26.777	27.128	27.326	1'49.935	182,4	13:04'26.299
11	28.602	26.562	26.708	27.294	1'49.166	183,7	13:06'15.465
12	28.738	26.728	26.867	27.590	1'49.923	185,9	13:08'05.388
13	28.736	26.551	26.817	27.383	1'49.487	183,4	13:09'54.875
14	28.640	26.422	26.852	27.304	1'49.218	186,2	13:11'44.093
Race Time 25'30.939							

18° 83 M. KAWAKAMI (1'47.477)

Lap	Seg.1	Seg.2	Seg.3	Seg.4	Lap Time	km/h	Local Time
1		27.717	26.707	27.450	1'59.018		12:48'12.172
2	28.911	26.378	26.529	27.073	1'48.891	184,6	12:50'01.063
3	28.836	26.196	26.250	27.269	1'48.551	193,9	12:51'49.614
4	28.906	26.605	26.391	27.001	1'48.903	188,2	12:53'38.517
5	28.496	26.285	26.586	27.062	1'48.429	192,2	12:55'26.946
6	28.419	26.561	26.689	26.970	1'48.639	191,8	12:57'15.585
7	28.227	26.287	26.164	26.799	1'47.477	188,8	12:59'03.062
8	28.736	26.800	26.162	26.834	1'48.532	193,9	13:00'51.594
9	28.493	26.271	26.657	27.344	1'48.765	193,2	13:02'40.359
10	28.998	26.306	26.565	27.580	1'49.449	184,3	13:04'29.808
11	28.683	26.573	26.586	27.396	1'49.238	185,9	13:06'19.046
12	28.541	26.465	26.662	27.327	1'48.995	189,1	13:08'08.041
13	28.578	26.435	26.606	27.165	1'48.784	186,9	13:09'56.825
14	28.359	26.080	26.613	26.903	1'47.955	190,5	13:11'44.780
Race Time 25'31.626							

19° 20 D. LOUREIRO (1'47.994)

Lap	Seg.1	Seg.2	Seg.3	Seg.4	Lap Time	km/h	Local Time
1		28.170	27.490	27.034	1'59.883		12:48'13.037
2	28.634	26.694	26.494	26.945	1'48.767	193,2	12:50'01.804
3	28.188	26.328	26.493	26.985	1'47.994	196,4	12:51'49.798
4	27.996	26.676	26.527	27.114	1'48.313	195,3	12:53'38.111
5	28.235	26.285	26.465	27.230	1'48.215	185,9	12:55'26.326

20° 25 D. BERTA VINALES (1'47.752)

Lap	Seg.1	Seg.2	Seg.3	Seg.4	Lap Time	km/h	Local Time
1			28.650	27.353	26.861	2'00.297	12:48'13.451
2	28.669	26.826	26.602	26.741	1'48.838	198,2	12:50'02.289
3	28.333	27.030	26.934	26.826	1'49.123	199,3	12:51'51.412
4	28.349	26.648	26.929	27.059	1'48.985	198,9	12:53'40.397
5	28.255	26.879	26.509	27.222	1'48.865	191,5	12:55'29.262
6	28.515	26.496	26.709	27.090	1'48.810	188,5	12:57'18.072
7	28.325	26.369	26.699	27.023	1'48.416	192,5	12:59'06.488
8	28.516	26.376	26.589	26.903	1'48.384	191,8	13:00'54.872
9	28.290	26.772	26.832	26.905	1'48.799	194,6	13:02'43.671
10	28.717	26.431	26.756	26.989	1'48.893	192,2	13:04'32.564
11	28.454	26.489	26.587	26.971	1'48.501	191,2	13:06'21.065
12	27.971	26.316	26.749	26.928	1'47.964	194,6	13:08'09.029
13	28.388	26.277	26.824	26.643	1'48.132	191,8	13:09'57.161
14	28.026	26.242	26.687	26.797	1'47.752	195,3	13:11'44.913
Race Time 25'31.759							

21° 80 G. MASTROLUCA (1'47.950)

Lap	Seg.1	Seg.2	Seg.3	Seg.4	Lap Time	km/h	Local Time
1		27.092	27.248	27.296	2'02.062		12:48'15.216
2	28.590	26.340	27.307	26.958	1'49.195	188,8	12:50'04.411
3	28.684	26.587	26.586	27.323	1'49.180	194,6	12:51'53.591
4	28.519	26.069	26.874	27.105	1'48.567	187,8	12:53'42.158
5	28.339	26.386	26.948	26.875	1'48.548	189,5	12:55'30.706
6	28.005	26.413	26.606	27.042	1'48.066	191,5	12:57'18.772
7	28.608	26.175	26.495	26.949	1'48.227	187,5	12:59'06.999
8	28.395	26.249	26.507	26.906	1'48.057	188,8	13:00'55.056
9	28.358	26.371	26.451	27.229	1'48.409	194,2	13:02'43.465
10	28.718	26.382	26.502	27.137	1'48.739	184,3	13:04'32.204
11	28.469	26.361	26.526	27.242	1'48.598	185,2	13:06'20.802
12	28.192	26.340	26.555	27.179	1'48.266	188,5	13:08'09.068
13	28.308	26.602	26.382	26.950	1'48.242	195,7	13:09'57.310
14	28.238	26.308	26.480	26.924	1'47.950	196,7	13:11'45.260
Race Time 25'32.106							

22° 43 H. KHOURI (1'48.519)

Lap	Seg.1	Seg.2	Seg.3	Seg.4	Lap Time	km/h	Local Time
1		27.097	27.155	26.949	1'58.171		12:48'11.325
2	28.266	26.825	26.652	27.463	1'49.206	194,9	12:50'00.531
3	28.374	26.451	26.697	27.194	1'48.716	188,2	12:51'49.247
4	28.377	26.614	26.996	26.998	1'48.985	185,9	12:53'38.232
5	28.208	26.455	26.686	27.220	1'48.569	190,5	12:55'26.801
6	28.371	26.516	27.587	27.067	1'49.541	192,2	12:57'16.342
7	28.281	26.388	26.729	27.121	1'48.519	190,8	12:59'04.861
8	28.394	26.517	26.816	27.287	1'49.014	187,2	13:00'53.875
9	28.499	26.679	26.763	27.660	1'49.601	187,8	13:02'43.476
10	29.000	26.595	26.725	27.037	1'49.357	184,6	13:04'32.833
11	28.395	26.660	26.599	27.134	1'48.788	187,8	13:06'21.621
12	28.205	26.604	27.458	27.230	1'49.497	188,5	13:08'11.118
13	29.094	26.480	26.886	27.142	1'49.602	191,2	13:10'00.720
14	28.371	26.493	26.879	27.612	1'49.355	193,9	13:11'50.075
Race Time 25'36.921							

23° 7 J. GIMBERT (1'48.183)

Lap	Seg.1	Seg.2	Seg.3	Seg.4	Lap Time	km/h	Local Time
-----	-------	-------	-------	-------	----------	------	------------

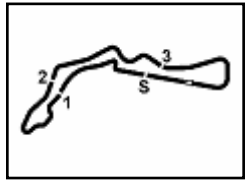
07/08/2021

P = Pits In/Out - C = Lap Time Cancelled

These data/results cannot be reproduced, stored and/or transmitted in whole or in part by any manner of electronic, mechanical, photocopying, recording, broadcasting or otherwise now known or herein after developed without the previous express consent by the copyright owner, except for reproduction in daily press and regular printed publications on sale to the public within 60 days of the event related to those data/results and always provided that copyright symbol appears together as follows below.

© DORNA WSBK ORGANIZATION Srl 2021





Tissot Czech Round, 6-8 August 2021

Chronological Analysis Race 1

Autodrom Most 4.212 m

Start at 12:46'13.154

4 / 6

Lap	Seg.1	Seg.2	Seg.3	Seg.4	Lap Time	km/h	Local Time
1		28.613	27.381	27.120	2'00.626		12:48'13.780
2	28.597	26.897	27.263	27.221	1'49.978	194,9	12:50'03.758
3	28.778	26.190	26.874	27.132	1'48.974	190,8	12:51'52.732
4	28.837	26.328	27.224	27.037	1'49.426	189,8	12:53'42.158
5	28.526	26.234	26.793	26.944	1'48.497	191,8	12:55'30.655
6	28.335	26.535	26.847	26.904	1'48.621	191,2	12:57'19.276
7	28.452	26.213	26.775	26.743	1'48.183	192,9	12:59'07.459
8	28.746	26.460	26.833	27.098	1'49.137	195,3	13:00'56.596
9	28.476	26.401	26.783	26.850	1'48.510	189,1	13:02'45.106
10	28.608	26.129	26.872	27.001	1'48.610	194,6	13:04'33.716
11	28.472	26.132	26.839	26.971	1'48.414	190,8	13:06'22.130
12	28.143	26.228	27.066	27.374	1'48.811	194,9	13:08'10.941
13	29.159	26.305	27.006	27.194	1'49.664	187,5	13:10'00.605
14	28.643	26.528	26.911	27.430	1'49.512	189,1	13:11'50.117

Race Time 25'36.963

24° 11 A. CARRASCO (1'48.397)

Lap	Seg.1	Seg.2	Seg.3	Seg.4	Lap Time	km/h	Local Time
1		28.728	27.720	27.303	2'01.527		12:48'14.681
2	28.511	26.810	27.357	26.766	1'49.444	196,0	12:50'04.125
3	28.883	26.419	26.797	26.830	1'48.929	197,4	12:51'53.054
4	28.224	26.566	26.672	27.035	1'48.497	194,6	12:53'41.551
5	28.624	26.908	27.028	27.004	1'49.564	194,2	12:55'31.115
6	28.152	26.694	26.863	26.815	1'48.524	193,9	12:57'19.639
7	28.315	26.448	26.762	26.872	1'48.397	192,2	12:59'08.036
8	28.645	26.365	26.687	26.957	1'48.654	190,1	13:00'56.690
9	28.428	26.468	26.838	26.830	1'48.564	193,2	13:02'45.254
10	28.690	26.584	26.933	26.763	1'48.970	196,0	13:04'34.224
11	28.574	26.626	26.801	26.892	1'48.893	198,2	13:06'23.117
12	28.169	26.544	26.753	27.132	1'48.598	197,4	13:08'11.715
13	28.644	26.622	26.741	27.037	1'49.044	197,4	13:10'00.759
14	28.424	26.418	26.909	27.634	1'49.385	191,8	13:11'50.144

Race Time 25'36.990

25° 23 S. MARKARIAN (1'48.526)

Lap	Seg.1	Seg.2	Seg.3	Seg.4	Lap Time	km/h	Local Time
1		28.033	27.504	26.783	1'59.485		12:48'12.639
2	28.701	26.696	27.114	26.995	1'49.506	197,1	12:50'02.145
3	28.189	27.094	26.575	27.010	1'48.868	201,5	12:51'51.013
4	29.564	26.766	26.868	26.990	1'50.188	191,8	12:53'41.201
5	28.708	26.609	26.522	26.997	1'48.836	191,5	12:55'30.037
6	28.626	26.610	26.689	26.833	1'48.758	187,5	12:57'18.795
7	28.660	26.454	26.545	26.867	1'48.526	188,2	12:59'07.321
8	28.726	26.470	26.552	26.974	1'48.722	190,5	13:00'56.043
9	28.822	26.518	26.574	26.968	1'48.882	187,8	13:02'44.925
10	29.005	26.599	26.678	26.882	1'49.164	186,5	13:04'34.089
11	28.598	26.580	26.501	26.858	1'48.537	194,6	13:06'22.626
12	28.154	26.391	26.950	27.058	1'48.553	194,6	13:08'11.179
13	28.831	26.387	26.646	27.266	1'49.130	190,8	13:10'00.309
14	29.112	26.609	26.858	27.362	1'49.941	175,3	13:11'50.250

Race Time 25'37.096

26° 59 A. ZANCA (1'48.294)

Lap	Seg.1	Seg.2	Seg.3	Seg.4	Lap Time	km/h	Local Time
1		28.344	27.434	27.098	2'00.197		12:48'13.351
2	28.167	26.971	26.807	26.766	1'48.711	198,9	12:50'02.062
3	28.510	26.997	26.840	26.946	1'49.293	200,0	12:51'51.355
4	28.725	26.820	26.879	27.026	1'49.450	198,2	12:53'40.805
5	28.272	26.899	26.541	26.977	1'48.689	192,5	12:55'29.494
6	28.233	26.432	26.582	27.047	1'48.294	194,6	12:57'17.788
7	28.265	26.479	26.602	27.027	1'48.373	190,8	12:59'06.161
8	28.475	26.470	26.613	26.954	1'48.512	191,2	13:00'54.673
9	28.413	26.792	26.692	27.089	1'48.986	192,2	13:02'43.659
10	29.246	26.569	26.648	26.916	1'49.379	188,5	13:04'33.038
11	28.415	26.519	26.744	26.975	1'48.653	191,8	13:06'21.691
12	28.378	26.748	27.139	27.333	1'49.598	192,9	13:08'11.289

27° 85 K. SABATUCCI (1'48.610)

Lap	Seg.1	Seg.2	Seg.3	Seg.4	Lap Time	km/h	Local Time
1		27.072	26.746	27.218	1'57.843		12:48'10.997
2	28.327	26.733	26.758	27.741	1'49.559	191,8	12:50'00.556
3	28.604	26.316	26.773	27.258	1'48.951	189,1	12:51'49.507
4	28.996	26.486	26.876	26.964	1'49.322	187,5	12:53'38.829
5	28.255	26.567	26.603	27.185	1'48.610	189,8	12:55'27.439
6	28.920	26.601	26.701	27.152	1'49.374	186,2	12:57'16.813
7	28.238	26.468	26.779	27.401	1'48.886	187,8	12:59'05.699
8	28.438	26.472	26.624	27.302	1'48.836	184,9	13:00'54.535
9	28.409	26.449	26.662	27.404	1'48.924	185,9	13:02'43.459
10	28.865	26.361	26.764	27.312	1'49.302	181,5	13:04'32.761
11	28.313	26.466	26.779	27.290	1'48.848	190,8	13:06'21.609
12	28.205	26.619	27.184	27.445	1'49.453	188,8	13:08'11.062
13	30.103	26.514	26.845	27.051	1'50.513	191,8	13:10'01.575
14	28.453	26.424	26.952	27.099	1'48.928	192,2	13:11'50.503

Race Time 25'37.349

28° 15 A. COPPOLA (1'48.034)

Lap	Seg.1	Seg.2	Seg.3	Seg.4	Lap Time	km/h	Local Time
1		28.505	27.279	27.241	2'00.497		12:48'13.651
2	28.600	27.276	27.338	27.175	1'50.389	193,5	12:50'04.040
3	28.586	26.554	26.824	27.832	1'49.796	195,3	12:51'53.836
4	28.670	26.557	26.629	27.015	1'48.871	187,2	12:53'42.707
5	28.499	26.433	26.609	27.050	1'48.591	185,9	12:55'31.298
6	28.359	26.652	26.926	27.061	1'48.998	190,1	12:57'20.296
7	28.396	26.269	26.438	26.931	1'48.034	192,2	12:59'08.330
8	28.655	26.374	26.541	26.983	1'48.553	185,6	13:00'56.883
9	28.569	26.475	26.601	26.949	1'48.594	189,5	13:02'45.477
10	28.808	26.563	26.697	26.955	1'49.023	190,1	13:04'34.500
11	28.429	26.627	26.806	27.064	1'48.926	190,1	13:06'23.426
12	28.399	26.256	26.671	27.126	1'48.452	191,2	13:08'11.878
13	28.693	26.877	26.877	27.072	1'49.519	193,9	13:10'01.397
14	28.717	26.580	26.818	27.050	1'49.165	186,9	13:11'50.562

Race Time 25'37.408

29° 58 I. IGLESIAS (1'48.482)

Lap	Seg.1	Seg.2	Seg.3	Seg.4	Lap Time	km/h	Local Time
1		27.294	26.700	27.064	1'57.787		12:48'10.941
2	29.012	26.808	27.129	27.137	1'50.086	187,2	12:50'01.027
3	28.913	26.770	26.428	26.967	1'49.078	192,9	12:51'50.105
4	28.699	26.638	26.503	27.019	1'48.859	188,5	12:53'38.964
5	28.715	26.355	26.400	27.012	1'48.482	191,8	12:55'27.446
6	28.873	26.707	26.474	26.908	1'48.962	186,9	12:57'16.408
7	28.590	26.257	26.325	27.317	1'48.489	189,8	12:59'04.897
8	28.867	26.422	26.432	27.317	1'49.038	184,0	13:00'53.935
9	28.739	26.562	26.658	27.624	1'49.583	187,8	13:02'43.518
10	29.466	26.840	26.950	27.058	1'50.314	182,7	13:04'33.832
11	28.928	26.570	26.500	26.940	1'48.938	191,5	13:06'22.770
12	28.386	26.212	26.885	27.111	1'48.594	192,2	13:08'11.364
13	28.906	26.784	26.789	27.255	1'49.734	194,2	13:10'01.098
14	29.445	26.429	26.677	27.024	1'49.575	177,0	13:11'50.673

Race Time 25'37.519

30° 97 F. PALAZZI (1'47.794)

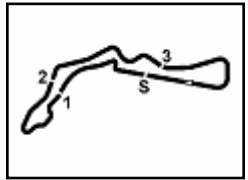
Lap	Seg.1	Seg.2	Seg.3	Seg.4	Lap Time	km/h	Local Time
1		29.087	27.969	27.423	2'02.525		12:48'15.679
2	28.612	27.036	27.505	27.337	1'50.490	193,9	12:50'06.169
3	28.359	26.604	26.920	27.130	1'49.013	194,2	12:51'55.182
4	28.518	26.538	26.750	27.191	1'48.997	190,8	12:53'44.179
5	28.292	26.652	26.781	27.076	1'48.801	191,8	12:55'32.980
6	28.468	26.471	26.735	27.194	1'48.868	189,1	12:57'21.848
7	28.325	26.433	26.984	27.763	1'49.505	186,9	12:59'11.353

07/08/2021 P = Pits In/Out - C = Lap Time Cancelled

These data/results cannot be reproduced, stored and/or transmitted in whole or in part by any manner of electronic, mechanical, photocopying, recording, broadcasting or otherwise now known or herein after developed without the previous express consent by the copyright owner, except for reproduction in daily press and regular printed publications on sale to the public within 60 days of the event related to those data/results and always provided that copyright symbol appears together as follows below.

© DORNA WSBK ORGANIZATION Srl 2021





Tissot Czech Round, 6-8 August 2021

Chronological Analysis Race 1

Autodrom Most 4.212 m

Start at 12:46'13.154

5 / 6

8	28.476	26.350	26.718	27.347	1'48.891	184,3	13:01'00.244	3	28.658	26.879	26.624	27.265	1'49.426	195,3	12:51'51.015
9	28.400	26.291	26.700	27.204	1'48.595	186,2	13:02'48.839	4	28.466	26.399	26.685	27.200	1'48.750	188,5	12:53'39.765
10	28.279	26.687	26.749	27.228	1'48.943	187,8	13:04'37.782	5	28.894	27.377	26.743	27.274	1'50.288	190,1	12:55'30.053
11	28.140	26.345	26.584	27.426	1'48.495	186,9	13:06'26.277	6	28.908	26.906	26.632	27.110	1'49.556	189,5	12:57'19.609
12	28.179	26.298	26.743	27.313	1'48.533	187,8	13:08'14.810	7	28.484	26.612	36.760	28.233	2'00.089	192,5	12:59'19.698
13	28.034	26.319	26.801	27.164	1'48.318	190,1	13:10'03.128	8	28.917	26.809	27.362	27.918	1'51.006	182,7	13:01'10.704
14	28.086	26.240	26.573	26.895	1'47.794	188,5	13:11'50.922	9	28.934	26.689	27.081	27.692	1'50.396	183,4	13:03'01.100

Race Time 25'37.768

10	28.803	26.818	27.304	27.641	1'50.566	183,7	13:04'51.666	10	28.803	26.818	27.304	27.641	1'50.566	183,7	13:04'51.666
11	28.618	26.734	27.084	27.821	1'50.257	185,6	13:06'41.923	11	28.618	26.734	27.084	27.821	1'50.257	185,6	13:06'41.923
12	28.506	26.630	27.050	27.748	1'49.934	186,5	13:08'31.857	12	28.506	26.630	27.050	27.748	1'49.934	186,5	13:08'31.857
13	28.623	26.809	26.921	27.820	1'50.173	185,6	13:10'22.030	13	28.623	26.809	26.921	27.820	1'50.173	185,6	13:10'22.030
14	28.688	26.672	27.234	27.864	1'50.458	184,6	13:12'12.488	14	28.688	26.672	27.234	27.864	1'50.458	184,6	13:12'12.488

Race Time 25'59.334

31° 93 M. GAGGI (1'48.759)

Lap	Seg.1	Seg.2	Seg.3	Seg.4	Lap Time	km/h	Local Time
1		27.229	26.848	27.148	1'57.525		12:48'10.679
2	28.498	27.329	27.052	27.130	1'50.009	187,5	12:50'00.688
3	29.171	27.384	26.892	26.987	1'50.434	191,5	12:51'51.122
4	28.644	26.881	27.000	27.475	1'50.000	196,0	12:53'41.122
5	28.895	26.620	27.016	27.416	1'49.947	190,8	12:55'31.069
6	28.435	26.661	26.913	27.093	1'49.102	191,5	12:57'20.171
7	28.704	26.385	26.750	27.228	1'49.067	189,8	12:59'09.238
8	28.724	26.461	26.811	27.275	1'49.271	186,2	13:00'58.509
9	28.617	26.736	27.054	27.407	1'49.814	185,6	13:02'48.323
10	28.784	26.934	26.730	27.229	1'49.677	183,1	13:04'38.000
11	28.307	26.542	26.661	27.249	1'48.759	191,2	13:06'26.759
12	28.488	26.625	27.083	27.472	1'49.668	189,1	13:08'16.427
13	28.561	26.579	27.153	27.626	1'49.919	187,8	13:10'06.346
14	28.719	26.784	27.106	27.601	1'50.210	184,9	13:11'56.556

Race Time 25'43.402

35° 14 J. MCMANUS (1'50.558)

Lap	Seg.1	Seg.2	Seg.3	Seg.4	Lap Time	km/h	Local Time
1		28.846	27.735	27.651	2'02.372		12:48'15.526
2	28.551	26.928	27.670	27.409	1'50.558	192,2	12:50'06.084
3	28.621	27.298	27.466	27.654	1'51.039	191,5	12:51'57.123
4	28.864	27.256	27.535	27.937	1'51.592	186,2	12:53'48.715
5	28.973	27.225	27.537	28.009	1'51.744	184,0	12:55'40.459
6	30.939	27.155	27.815	28.116	1'54.025	181,5	12:57'34.484
7	29.160	27.245	27.734	28.082	1'52.221	182,7	12:59'26.705
8	29.382	27.570	27.823	27.972	1'52.747	181,5	13:01'19.452
9	29.231	27.264	27.704	27.922	1'52.121	182,7	13:03'11.573
10	28.946	27.139	27.718	28.094	1'51.897	182,4	13:05'03.470
11	29.021	27.312	27.900	28.358	1'52.591	184,0	13:06'56.061
12	29.280	27.167	28.226	28.331	1'53.004	184,3	13:08'49.065
13	29.103	27.352	28.102	28.136	1'52.693	184,0	13:10'41.758
14	29.279	27.393	28.266	28.257	1'53.195	181,8	13:12'34.953

Race Time 26'21.799

32° 12 F. FEIGL (1'48.855)

Lap	Seg.1	Seg.2	Seg.3	Seg.4	Lap Time	km/h	Local Time
1		28.316	27.033	27.156	2'00.058		12:48'13.212
2	28.913	27.153	27.460	27.185	1'50.711	190,5	12:50'03.923
3	29.061	27.150	26.766	27.592	1'50.569	191,2	12:51'54.492
4	28.692	26.385	26.655	27.123	1'48.855	191,5	12:53'43.347
5	28.542	26.573	26.745	27.381	1'49.241	187,5	12:55'32.588
6	28.904	26.634	26.673	27.370	1'49.581	184,9	12:57'22.169
7	28.569	26.219	26.782	27.891	1'49.461	187,5	12:59'11.630
8	28.912	26.450	26.856	27.554	1'49.772	182,7	13:01'01.402
9	28.960	26.767	27.171	27.809	1'50.707	180,9	13:02'52.109
10	28.690	26.880	26.973	27.730	1'50.273	182,7	13:04'42.382
11	29.258	26.641	26.984	27.644	1'50.527	181,8	13:06'32.909
12	29.130	26.431	26.950	27.807	1'50.318	184,6	13:08'23.227
13	29.089	26.553	27.020	27.548	1'50.210	184,6	13:10'13.437
14	29.029	26.701	26.991	27.526	1'50.247	181,8	13:12'03.684

Race Time 25'50.530

36° 30 N. LISCI (1'51.322)

Lap	Seg.1	Seg.2	Seg.3	Seg.4	Lap Time	km/h	Local Time
1		28.797	28.051	27.356	2'02.870		12:48'16.024
2	29.102	27.381	27.407	27.661	1'51.551	191,8	12:50'07.575
3	28.754	27.068	27.410	28.090	1'51.322	187,8	12:51'58.897
4	29.299	27.532	27.601	27.937	1'52.369	185,6	12:53'51.266
5	28.917	27.476	27.538	28.032	1'51.963	182,4	12:55'43.229
6	29.302	27.260	27.526	27.797	1'51.885	179,4	12:57'35.114
7	29.029	27.041	28.029	27.971	1'52.070	184,3	12:59'27.184
8	29.090	28.624	27.559	28.018	1'53.291	182,7	13:01'20.475
9	29.181	27.384	27.639	27.912	1'52.116	179,4	13:03'12.591
10	29.265	27.273	27.567	27.953	1'52.058	180,9	13:05'04.649
11	29.115	27.526	27.436	27.908	1'51.985	180,3	13:06'56.634
12	28.982	27.276	27.927	28.290	1'52.475	186,5	13:08'49.109
13	29.433	26.990	28.598	27.689	1'52.710	183,4	13:10'41.819
14	29.445	27.220	28.248	28.254	1'53.167	183,4	13:12'34.986

Race Time 26'21.832

37° 70 M. DUARTE (1'52.068)

Lap	Seg.1	Seg.2	Seg.3	Seg.4	Lap Time	km/h	Local Time
1		28.869	28.506	27.864	2'04.104		12:48'17.258
2	29.509	27.478	27.553	27.528	1'52.068	188,2	12:50'09.326
3	29.543	27.363	27.648	28.034	1'52.588	187,8	12:52'01.914
4	29.810	27.567	27.814	28.077	1'53.268	182,1	12:53'55.182
5	29.784	27.571	27.655	28.153	1'53.163	181,2	12:55'48.345
6	30.312	27.913	27.962	28.107	1'54.294	178,8	12:57'42.639
7	30.114	27.732	28.157	28.145	1'54.148	180,0	12:59'36.787
8	30.220	27.704	27.928	28.240	1'54.092	178,2	13:01'30.879
9	30.180	27.601	27.750	28.223	1'53.754	179,7	13:03'24.633
10	29.631	27.369	27.546	27.929	1'52.475	179,7	13:05'17.108
11	29.616	27.465	27.525	28.301	1'52.907	181,2	13:07'10.015
12	29.463	27.451	27.446	28.020	1'52.380	181,8	13:09'02.395
13	29.506	27.356	27.584	28.080	1'52.526	181,8	13:10'54.921
14	30.043	27.304	27.627	28.003	1'52.977	179,7	13:12'47.898

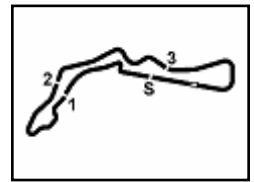
33° 55 A. FRAPPOLA (1'49.085)

Lap	Seg.1	Seg.2	Seg.3	Seg.4	Lap Time	km/h	Local Time
1		28.377	27.391	27.359	2'01.167		12:48'14.321
2	28.811	26.884	27.645	27.239	1'50.579	187,5	12:50'04.900
3	28.832	26.572	26.738	27.466	1'49.608	192,2	12:51'54.508
4	28.788	26.558	26.684	27.345	1'49.375	187,5	12:53'43.883
5	28.370	26.610	26.745	27.360	1'49.085	184,0	12:55'32.968
6	28.796	26.536	26.647	27.155	1'49.134	184,3	12:57'22.102
7	28.229	26.462	26.653	28.162	1'49.506	186,5	12:59'11.608
8	28.616	26.703	26.731	27.757	1'49.807	180,9	13:01'01.415
9	28.865	26.772	27.355	27.725	1'50.717	182,1	13:02'52.132
10	28.926	26.809	26.995	27.538	1'50.268	180,3	13:04'42.400
11	28.795	26.865	27.010	27.814	1'50.484	180,6	13:06'32.884
12	28.743	26.713	26.903	27.845	1'50.204	182,4	13:08'23.088
13	28.898	26.805	26.901	27.792	1'50.396	182,4	13:10'13.484
14	28.807	26.784	26.932	27.875	1'50.398	180,9	13:12'03.882

Race Time 25'50.728

34° 65 M. SZAMADO (1'48.750)

Lap	Seg.1	Seg.2	Seg.3	Seg.4	Lap Time	km/h	Local Time
-----	-------	-------	-------	-------	----------	------	------------



Tissot Czech Round, 6-8 August 2021

Chronological Analysis Race 1

Start at 12:46'13.154

Race Time 26'34.744

38° 19 V. RODRIGUEZ NUNEZ (1'48.185)							
Lap	Seg.1	Seg.2	Seg.3	Seg.4	Lap Time	km/h	Local Time
1		27.097	26.654	1'37.561	3'07.338P		12:49'20.492
2	4'11.357	27.404	27.107	27.745	5'33.613P		12:54'54.105
3	30.677	26.761	27.013	27.507	1'51.958	176,8	12:56'46.063
4	28.705	26.567	26.743	27.331	1'49.346	181,8	12:58'35.409
5	28.668	26.381	26.818	27.405	1'49.272	183,4	13:00'24.681
6	28.895	26.520	26.958	27.525	1'49.898	182,7	13:02'14.579
7	28.906	26.545	26.773	27.441	1'49.665	182,4	13:04'04.244
8	28.570	26.515	26.852	27.479	1'49.416	184,0	13:05'53.660
9	29.419	26.969	27.328	27.682	1'51.398	184,6	13:07'45.058
10	28.726	28.014	28.525	27.271	1'52.536	185,9	13:09'37.594
11	28.328	26.174	26.552	27.131	1'48.185	189,5	13:11'25.779

Race Time 25'12.625

RET 10 U. ORRADRE (1'48.150)							
Lap	Seg.1	Seg.2	Seg.3	Seg.4	Lap Time	km/h	Local Time
1		27.359	27.128	27.438	1'59.036		12:48'12.190
2	28.111	26.427	26.633	27.203	1'48.374	192,5	12:50'00.564
3	28.111	26.298	26.915	27.237	1'48.561	191,5	12:51'49.125
4	28.213	26.318	26.618	27.318	1'48.467	186,9	12:53'37.592
5	28.363	26.408	26.597	27.253	1'48.621	186,9	12:55'26.213
6	28.134	26.120	26.724	27.172	1'48.150	186,5	12:57'14.363
7	28.334	26.170	26.616	27.294	1'48.414	185,9	12:59'02.777
8	28.358	26.572	26.623	27.170	1'48.723	188,2	13:00'51.500

Race Time 14'38.346

RET 22 J. ROMERO (1'50.997)							
Lap	Seg.1	Seg.2	Seg.3	Seg.4	Lap Time	km/h	Local Time
1		29.004	28.066	27.445	2'02.741		12:48'15.895
2	29.238	27.436	27.731	27.656	1'52.061	190,8	12:50'07.956
3	28.692	26.917	27.411	27.977	1'50.997	190,5	12:51'58.953
4	29.375	27.462	27.838	27.987	1'52.662	184,3	12:53'51.615
5	29.056	27.182	27.700	27.755	1'51.693	182,4	12:55'43.308
6	29.281	27.324	27.757	27.898	1'52.260	182,1	12:57'35.568
7	28.845	27.118	27.786	28.195	1'51.944	183,4	12:59'27.512

Race Time 13'14.358

RET 33 O. NUNEZ ROLDAN (1'48.380)							
Lap	Seg.1	Seg.2	Seg.3	Seg.4	Lap Time	km/h	Local Time
1		27.945	27.187	27.051	1'59.433		12:48'12.587
2	28.716	26.539	26.702	27.075	1'49.032	192,5	12:50'01.619
3	28.488	26.814	26.593	27.196	1'49.091	195,7	12:51'50.710
4	28.381	26.395	26.710	26.894	1'48.380	187,5	12:53'39.090
5	28.565	26.470	26.452	26.963	1'48.450	194,6	12:55'27.540
6	28.221	26.452	26.845	26.862	1'48.380	188,8	12:57'15.920

Race Time 11'02.766

RET 47 M. CERVENKA (1'50.085)							
Lap	Seg.1	Seg.2	Seg.3	Seg.4	Lap Time	km/h	Local Time
1		28.385	27.575	27.488	2'01.401		12:48'14.555
2	28.533	26.595	27.578	27.379	1'50.085	195,3	12:50'04.640
3	56.112	29.880	31.482	55.812	2'53.286P	191,5	12:52'57.926

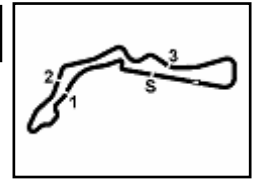
Race Time 6'44.772

07/08/2021 P = Pits In/Out - C = Lap Time Cancelled

These data/results cannot be reproduced, stored and/or transmitted in whole or in part by any manner of electronic, mechanical, photocopying, recording, broadcasting or otherwise now known or herein after developed without the previous express consent by the copyright owner, except for reproduction in daily press and regular printed publications on sale to the public within 60 days of the event related to those data/results and always provided that copyright symbol appears together as follows below.

© DORNA WSBK ORGANIZATION Srl 2021





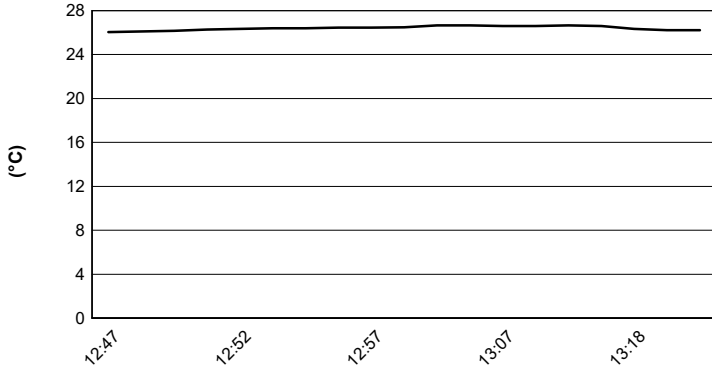
Autodrom Most 4.212 m

Tissot Czech Round, 6-8 August 2021

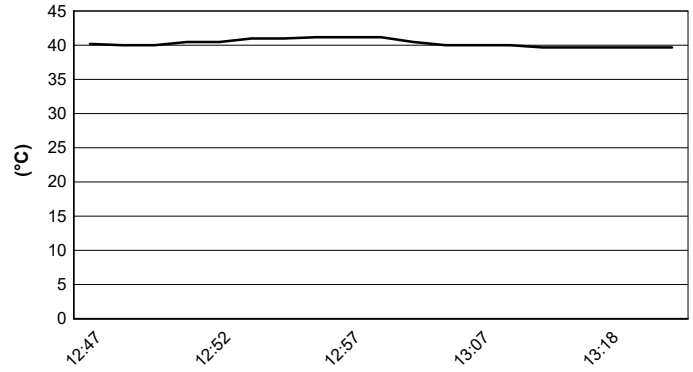
Weather Report Race 1

Session started 12:47 - Session ended 13:21

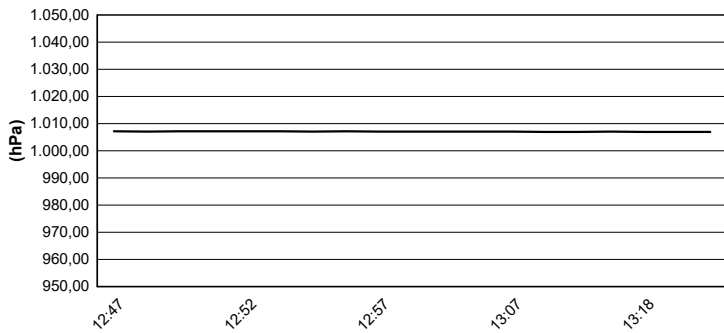
Air Temperature



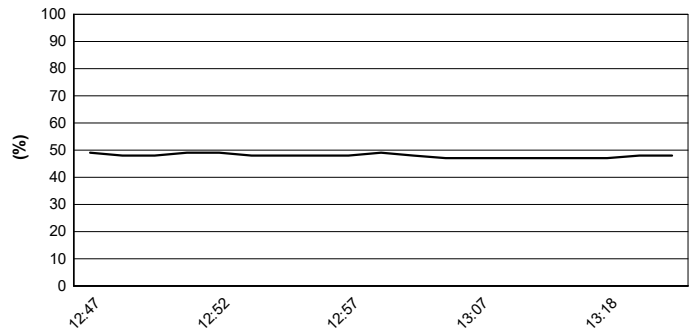
Track Temperature



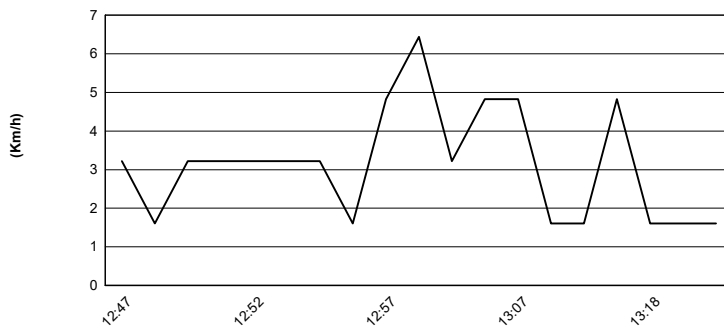
Air Pressure



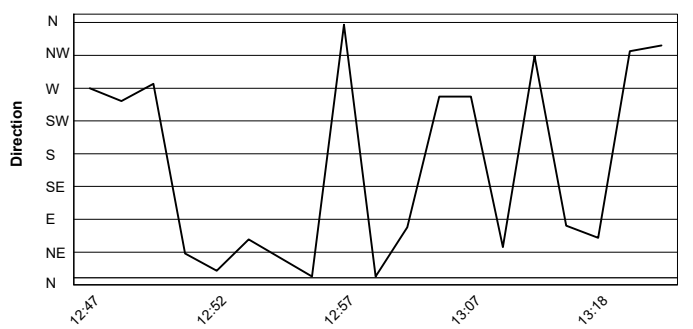
Humidity



Wind Speed



Wind Direction



07/08/2021

These data/results cannot be reproduced, stored and/or transmitted in whole or in part by any manner of electronic, mechanical, photocopying, recording, broadcasting or otherwise now known or herein after developed without the previous express consent by the copyright owner, except for reproduction in daily press and regular printed publications on sale to the public within 60 days of the event related to those data/results and always provided that copyright symbol appears together as follows below.

© DORNA WSBK ORGANIZATION Srl 2021



Official Fuel Supplier

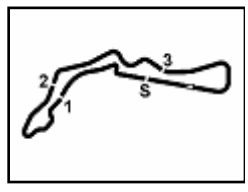


FICR PERUGIA TIMING

Official Tyre Supplier



Official Timekeeper



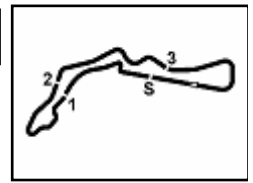
Tissot Czech Round, 6-8 August 2021
Manufacturers Standings

Autodrom Most 4.212 m

	Points	Points From First	Points From Previous	May 23	June 13	July 25	September 5	September 5	September 19	September 26	October 3							
				ARAGON	MISANO	ASSEN	MOST	MAGNY-COURS	BARCELONA	JEREZ	PORTIMAO							
1 KAWASAKI	170			25 1	25 1	25 1	25 1	20 1										
2 YAMAHA	95	75		13 2	20 2	11 2	9 2	11 2										
3 KTM	50	120	45		2 3	7 3	8 3	8 3	25 3									

07/08/2021 First Line: Championship Standings - Second Line: Ranking Progression
 These data/results cannot be reproduced, stored and/or transmitted in whole or in part by any manner of electronic, mechanical, photocopying, recording, broadcasting or otherwise now known or herein after developed without the previous express consent by the copyright owner, except for reproduction in daily press and regular printed publications on sale to the public within 60 days of the event related to those data/results and always provided that copyright symbol appears together as follows below.
 © DORNA WSBK ORGANIZATION Srl 2021





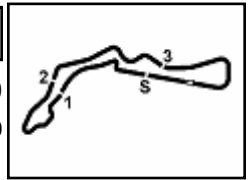
Autodrom Most 4.212 m

Tissot Czech Round, 6-8 August 2021 Pirelli Best Lap Award

	Points	Points From First	Points From Previous	May 23 ARAGON	June 13 MISANO	July 25 ASSEN	September 5 MOST	September 5 MAGNY-COURS	September 19 BARCELONA	September 26 JEREZ	October 3 PORTIMAO							
1 KAWAKAMI Meikon (BRA)	2			1		1												
2 CARRASCO Ana (ESP)	2 0			1	1													
3 HUERTAS Adrian (ESP)	1 1 1						1											
4 MEUFFELS Koen (NED)	1 1 0					1												
5 ORRADRE Unai (ESP)	1 1 0				1													

07/08/2021 First Line: Championship Standings - Second Line: Ranking Progression
 These data/results cannot be reproduced, stored and/or transmitted in whole or in part by any manner of electronic, mechanical, photocopying, recording, broadcasting or otherwise now known or herein after developed without the previous express consent by the copyright owner, except for reproduction in daily press and regular printed publications on sale to the public within 60 days of the event related to those data/results and always provided that copyright symbol appears together as follows below.
 © DORNA WSBK ORGANIZATION Srl 2021





Tissot Czech Round, 6-8 August 2021

Best Laps & Speed

Autodrom Most 4.212 m

1 / 2

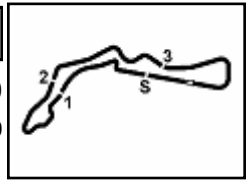
No.	Rider Bike	Nat	Best Lap		FP1		FP2		SP		RC1	
			LL	SPD	LL	SPD	LL	SPD	LL	SPD	LL	SPD
1	99 A. HUERTAS Kawasaki Ninja 400	ESP	1'46.430	47 200,0	1'47.661	13 198,9	1'59.295	10 196,3	1'47.091	10 200,0	14 197,0	
2	69 T. BOOTH-AMOS Kawasaki Ninja 400	GBR	1'46.585	46 196,0	1'49.073	12 191,8	1'56.161	12 185,8	1'47.354	8 186,5	14 196,0	
3	72 V. STEEMAN KTM RC 390 R	NED	1'46.871	33 192,1	1'47.191	10 186,5			1'46.871	9 192,1	14 187,1	
4	46 S. DI SORA Kawasaki Ninja 400	FRA	1'46.875	50 196,0	1'48.356	12 194,2	1'58.281	14 189,4	1'48.028	10 193,9	14 196,0	
5	54 B. SOFUOGLU Yamaha YZF-R3	TUR	1'47.067	49 195,3	1'48.917	9 191,4	1'55.958	15 184,3	1'47.442	11 194,6	14 195,3	
6	52 O. KONIG Kawasaki Ninja 400	CZE	1'47.086	48 195,6	1'48.323	11 195,6	1'56.439	13 187,1	1'47.086	10 193,5	14 194,9	
7	77 R. BIJMAN Yamaha YZF-R3	NED	1'47.150	46 193,2	1'49.497	10 191,1	1'58.411	13 187,5	1'47.150	9 192,1	14 193,2	
8	1 J. BUIS Kawasaki Ninja 400	NED	1'47.169	49 197,4	1'48.921	10 193,2	1'55.928	15 190,4	1'47.365	10 193,2	14 197,4	
9	26 M. GENNAI Yamaha YZF-R3	ITA	1'47.239	51 197,0	1'49.264	13 193,9	1'59.076	14 186,5	1'47.863	10 190,4	14 197,0	
10	2 A. CARRION Kawasaki Ninja 400	ESP	1'47.301	52 201,8	1'49.092	12 197,0	1'58.130	15 192,1	1'47.301	11 201,8	14 192,1	
11	73 J. PEREZ GONZALEZ Kawasaki Ninja 400	ESP	1'47.332	51 194,2	1'48.102	13 191,8	1'57.720	14 187,5	1'47.422	10 193,9	14 194,2	
12	17 K. MEUFFELS Kawasaki Ninja 400	NED	1'47.432	50 197,4	1'48.250	12 196,3	1'58.948	14 185,5	1'48.779	10 197,4	14 197,4	
13	64 H. DE CANCELLIS Kawasaki Ninja 400	FRA	1'47.441	50 199,6	1'49.694	11 190,4	1'57.134	15 190,1	1'47.759	10 199,6	14 196,3	
14	83 M. KAWAKAMI Yamaha YZF-R3	BRA	1'47.477	46 196,0	1'50.973	9 188,8	1'58.263	12 183,3	1'47.733	11 196,0	14 193,9	
15	61 Y. OKAYA Kawasaki Ninja 400	JPN	1'47.481	50 196,3	1'49.345	12 192,5	1'59.763	15 192,5	1'48.263	9 192,5	14 196,3	
16	53 P. SVOBODA Yamaha YZF-R3	CZE	1'47.654	48 193,9	1'49.267	9 190,1	1'56.188	15 187,8	1'48.334	10 190,8	14 193,9	
17	25 D. BERTA VINALES Yamaha YZF-R3	ESP	1'47.752	45 199,2	1'49.763	5 193,9	1'59.495	15 189,8	1'48.724	11 193,5	14 199,2	
18	97 F. PALAZZI Yamaha YZF-R3	ITA	1'47.794	48 194,2	1'51.029	11 188,8	1'56.951	14 188,1	1'49.868	9 192,8	14 194,2	
19	44 C. STANGE Kawasaki Ninja 400	GER	1'47.824	47 195,3	1'48.865	8 187,1	1'57.146	15 190,1	1'48.389	10 194,2	14 195,3	
20	10 U. ORRADRE Yamaha YZF-R3	ESP	1'47.938	36 193,2	1'50.623	8 186,5	1'56.318	14 186,2	1'47.938	6 193,2	8 192,5	
21	80 G. MASTROLUCA Yamaha YZF-R3	ITA	1'47.950	51 196,7	1'49.412	13 189,8	1'57.275	14 183,9	1'48.333	10 196,7	14 196,7	
22	48 T. BRIANTI Kawasaki Ninja 400	ITA	1'47.993	48 194,2	1'50.449	9 180,9	1'59.611	15 188,4	1'48.178	10 192,8	14 194,2	
23	20 D. LOUREIRO Kawasaki Ninja 400	RSA	1'47.994	48 196,3	1'49.370	12 192,8	1'59.921	13 184,9	1'48.756	9 190,8	14 196,3	
24	15 A. COPPOLA Yamaha YZF-R3	ITA	1'48.034	48 195,3	1'50.014	10 185,5	2'00.344	15 186,5	1'49.018	9 188,1	14 195,3	
25	7 J. GIMBERT Kawasaki Ninja 400	FRA	1'48.183	40 195,3	1'50.645	9 189,4	2'00.813	9 186,5	1'49.400	8 194,9	14 195,3	

07/08/2021

These data/results cannot be reproduced, stored and/or transmitted in whole or in part by any manner of electronic, mechanical, photocopying, recording, broadcasting or otherwise now known or herein after developed without the previous express consent by the copyright owner, except for reproduction in daily press and regular printed publications on sale to the public within 60 days of the event related to those data/results and always provided that copyright symbol appears together as follows below.

© DORNA WSBK ORGANIZATION Srl 2021





Autodrom Most 4.212 m

Tissot Czech Round, 6-8 August 2021

Best Laps & Speed

2 / 2

No.	Rider Bike	Nat	Best Lap		FP1		FP2		SP		RC1	
			LL	SPD	LL	SPD	LL	SPD	LL	SPD	LL	SPD
26	19 V. RODRIGUEZ NUNEZ Kawasaki Ninja 400	ESP	1'48.185	46 194,6	1'48.665	12 191,1	1'58.463	14 186,5	1'48.374	9 194,6	1'48.185	11 189,4
27	65 M. SZAMADO Kawasaki Ninja 400	HUN	1'48.290	50 196,0	1'50.096	11 196,0	1'58.580	14 187,8	1'48.290	11 194,6	1'48.750	14 195,3
28	59 A. ZANCA Kawasaki Ninja 400	ITA	1'48.294	51 200,0	1'51.752	12 192,1	1'58.598	15 192,1	1'49.016	10 193,2	1'48.294	14 200,0
29	33 O. NUNEZ ROLDAN Kawasaki Ninja 400	ESP	1'48.380	39 195,6	1'50.642	9 188,8	1'57.523	14 186,8	1'48.915	10 193,2	1'48.380	6 195,6
30	11 A. CARRASCO Kawasaki Ninja 400	ESP	1'48.397	46 198,1	1'50.962	9 192,1	1'59.002	13 188,1	1'49.392	10 193,9	1'48.397	14 198,1
31	85 K. SABATUCCI Yamaha YZF-R3	ITA	1'48.473	50 194,6	1'49.598	11 191,4	1'58.338	15 187,8	1'48.473	10 194,6	1'48.610	14 192,1
32	58 I. IGLESIAS Kawasaki Ninja 400	ESP	1'48.482	41 194,2	1'49.420	11 193,9	2'01.558	6 183,9	1'48.690	10 191,1	1'48.482	14 194,2
33	43 H. KHOURI Kawasaki Ninja 400	AUS	1'48.519	44 194,9	1'50.691	12 186,5	2'01.137	8 187,1	1'48.805	10 191,8	1'48.519	14 194,9
34	23 S. MARKARIAN Kawasaki Ninja 400	FRA	1'48.526	47 201,4	1'50.034	11 191,8	2'01.134	13 190,8	1'49.181	9 191,8	1'48.526	14 201,4
35	21 V. PEREZ SELFA Yamaha YZF-R3	ESP	1'48.582	32 191,1	1'49.683	10 191,1	1'57.295	12 182,1	1'48.582	10 190,1		
36	87 T. KAWAKAMI Yamaha YZF-R3	BRA	1'48.677	31 194,9	1'49.840	9 190,1	1'58.891	12 184,6	1'48.677	10 194,9		
37	93 M. GAGGI Yamaha YZF-R3	ITA	1'48.759	50 196,0	1'50.788	12 189,8	1'58.569	14 186,5	1'48.895	10 195,3	1'48.759	14 196,0
38	12 F. FEIGL Kawasaki Ninja 400	CZE	1'48.855	40 191,8	1'50.801	10 190,8	2'01.181	7 178,8	1'49.034	9 191,8	1'48.855	14 191,4
39	55 A. FRAPPOLA Kawasaki Ninja 400	ITA	1'49.085	48 192,1	1'51.715	11 187,1	2'00.452	13 179,7	1'49.308	10 190,1	1'49.085	14 192,1
40	47 M. CERVENKA Kawasaki Ninja 400	CZE	1'50.085	23 195,3	1'50.760	12 190,4			1'50.126	8 190,4	1'50.085	3 195,3
41	14 J. MCMANUS Kawasaki Ninja 400	IRL	1'50.558	31 192,1	1'51.888	4 189,4	2'05.079	4 181,5	1'51.584	9 189,4	1'50.558	14 192,1
42	22 J. ROMERO Kawasaki Ninja 400	ARG	1'50.997	43 190,8	1'52.842	11 186,8	1'59.135	15 184,6	1'51.243	10 190,4	1'50.997	7 190,8
43	30 N. LISCI Yamaha YZF-R3	ITA	1'51.322	38 191,8	1'54.890	10 179,4	2'01.970	11 181,5	1'53.876	3 179,4	1'51.322	14 191,8
44	70 M. DUARTE Yamaha YZF-R3	POR	1'52.068	47 188,1	1'54.839	10 185,5	2'06.680	14 181,8	1'52.537	9 187,8	1'52.068	14 188,1

07/08/2021

These data/results cannot be reproduced, stored and/or transmitted in whole or in part by any manner of electronic, mechanical, photocopying, recording, broadcasting or otherwise now known or herein after developed without the previous express consent by the copyright owner, except for reproduction in daily press and regular printed publications on sale to the public within 60 days of the event related to those data/results and always provided that copyright symbol appears together as follows below.

© DORNA WSBK ORGANIZATION Srl 2021

