

Tissot Czech Round, 6-8 August 2021

Chronological Analysis Race 1

Autodrom Most 4.212 m

Start at 12:46'13.154

1 / 6

1° 72 V. STEEMAN (1'47.070)							
Lap	Seg.1	Seg.2	Seg.3	Seg.4	Lap Time	km/h	Local Time
1		26.205	26.356	27.023	1'52.961		12:48'06.115
2	28.902	26.024	26.186	26.965	1'48.077	186,9	12:49'54.192
3	28.176	26.561	26.627	27.085	1'48.449	185,6	12:51'42.641
4	28.189	25.939	26.139	26.896	1'47.163	187,2	12:53'29.804
5	28.150	25.901	26.314	26.887	1'47.252	184,0	12:55'17.056
6	28.195	25.928	26.269	26.860	1'47.252	183,4	12:57'04.308
7	28.179	25.848	26.145	26.898	1'47.070	182,7	12:58'51.378
8	28.238	25.881	26.217	27.016	1'47.352	184,0	13:00'38.730
9	28.308	26.030	26.284	26.947	1'47.569	183,4	13:02'26.299
10	28.368	26.006	26.356	27.003	1'47.733	183,1	13:04'14.032
11	28.289	25.981	26.341	26.945	1'47.556	184,3	13:06'01.588
12	28.169	26.033	26.569	27.015	1'47.786	185,6	13:07'49.374
13	28.193	26.069	26.480	27.147	1'47.889	186,9	13:09'37.263
14	28.236	26.016	26.595	27.070	1'47.917	184,3	13:11'25.180
Race Time 25'12.026							

11	28.467	26.337	26.814	26.808	1'48.426	181,8	13:06'08.096
12	28.102	26.090	26.193	27.209	1'47.594	191,5	13:07'55.690
13	28.051	25.981	26.215	26.812	1'47.059	192,2	13:09'42.749
14	28.184	26.021	26.205	27.260	1'47.670	184,9	13:11'30.419
Race Time 25'17.265 + 0.111Pen							

2° 2 A. CARRION (1'47.452)							
Lap	Seg.1	Seg.2	Seg.3	Seg.4	Lap Time	km/h	Local Time
1		26.250	26.372	26.451	1'53.742		12:48'06.896
2	28.672	26.122	26.157	26.735	1'47.686	188,5	12:49'54.582
3	28.646	26.096	26.634	26.726	1'48.102	192,2	12:51'42.684
4	28.601	26.247	26.551	26.494	1'47.893	186,5	12:53'30.577
5	28.176	26.098	26.292	26.886	1'47.452	191,8	12:55'18.029
6	28.432	26.452	26.405	26.868	1'48.157	188,5	12:57'06.186
7	28.971	25.945	26.437	26.495	1'47.848	182,1	12:58'54.034
8	28.550	26.266	27.001	26.849	1'48.666	191,2	13:00'42.700
9	28.657	26.485	26.697	27.228	1'49.067	190,5	13:02'31.767
10	28.608	26.201	26.458	26.721	1'47.988	189,5	13:04'19.755
11	28.259	26.256	26.637	26.958	1'48.110	188,5	13:06'07.865
12	28.649	25.999	26.190	26.880	1'47.718	188,2	13:07'55.583
13	28.230	26.180	26.273	26.797	1'47.480	188,8	13:09'43.063
14	28.032	26.054	26.550	26.821	1'47.457	190,5	13:11'30.520
Race Time 25'17.366							

5° 54 B. SOFUOGLU (1'47.067)							
Lap	Seg.1	Seg.2	Seg.3	Seg.4	Lap Time	km/h	Local Time
1		26.122	25.880	26.694	1'53.369		12:48'06.523
2	28.646	26.961	26.078	26.533	1'48.218	191,5	12:49'54.741
3	28.264	25.945	26.660	26.997	1'47.866	191,8	12:51'42.607
4	28.575	26.161	26.074	26.972	1'47.782	184,3	12:53'30.389
5	28.416	26.350	26.149	26.703	1'47.618	186,9	12:55'18.007
6	28.310	26.272	26.147	27.444	1'48.173	186,2	12:57'06.180
7	28.196	26.186	26.254	27.067	1'47.703	183,7	12:58'53.883
8	28.588	26.271	26.867	27.014	1'48.740	187,5	13:00'42.623
9	28.658	26.564	26.446	27.509	1'49.177	184,6	13:02'31.800
10	29.153	26.471	26.439	26.746	1'48.809	189,1	13:04'20.609
11	27.981	26.235	26.805	26.823	1'47.844	195,3	13:06'08.453
12	28.305	26.135	26.397	26.997	1'47.834	189,1	13:07'56.287
13	28.198	26.007	26.149	26.713	1'47.067	188,8	13:09'43.354
14	27.998	25.992	26.023	27.172	1'47.185	189,5	13:11'30.539
Race Time 25'17.385							

3° 52 O. KONIG (1'47.119)							
Lap	Seg.1	Seg.2	Seg.3	Seg.4	Lap Time	km/h	Local Time
1		26.159	26.094	26.726	1'53.722		12:48'06.876
2	28.190	26.568	26.445	26.721	1'47.924	188,8	12:49'54.800
3	28.394	26.054	26.580	27.012	1'48.040	192,5	12:51'42.840
4	28.348	26.283	26.412	26.652	1'47.695	192,2	12:53'30.535
5	28.391	26.334	26.323	26.685	1'47.733	189,1	12:55'18.268
6	28.126	26.417	26.125	27.187	1'47.855	193,5	12:57'06.123
7	28.236	26.330	26.449	26.835	1'47.850	185,2	12:58'53.973
8	28.482	26.299	26.587	27.246	1'48.614	190,1	13:00'42.587
9	28.886	26.776	26.518	27.164	1'49.344	183,4	13:02'31.931
10	28.510	26.356	26.555	26.544	1'47.965	191,2	13:04'19.896
11	28.106	26.332	26.723	26.950	1'48.111	193,2	13:06'08.007
12	28.187	26.255	26.482	26.835	1'47.759	189,8	13:07'55.766
13	27.968	26.151	26.228	26.909	1'47.256	194,9	13:09'43.022
14	27.951	26.095	26.226	26.847	1'47.119	189,8	13:11'30.141
Race Time 25'16.987 + 0.384Pen							

6° 99 A. HUERTAS (1'46.430)							
Lap	Seg.1	Seg.2	Seg.3	Seg.4	Lap Time	km/h	Local Time
1		25.893	26.188	26.917	1'53.134		12:48'06.288
2	42.554	25.916	26.272	26.665	2'01.407	194,2	12:50'07.695
3	27.816	25.919	26.177	26.767	1'46.679	197,1	12:51'54.374
4	27.922	25.999	26.316	26.602	1'46.839	192,5	12:53'41.213
5	27.991	26.054	26.002	26.595	1'46.642	192,2	12:55'27.855
6	27.742	26.346	26.962	26.705	1'47.755	196,7	12:57'15.610
7	27.906	26.030	26.239	27.077	1'47.252	193,5	12:59'02.862
8	27.933	26.080	26.271	27.067	1'47.351	194,6	13:00'50.213
9	28.225	25.888	26.085	26.808	1'47.006	184,6	13:02'37.219
10	27.756	25.984	26.321	26.837	1'46.898	188,2	13:04'24.117
11	27.806	25.932	26.199	26.850	1'46.787	187,2	13:06'10.904
12	27.954	25.836	26.197	26.634	1'46.621	192,5	13:07'57.525
13	28.249	25.905	26.310	26.473	1'46.937	196,0	13:09'44.462
14	27.736	25.801	26.227	26.666	1'46.430	191,2	13:11'30.892
Race Time 25'17.738							

4° 46 S. DI SORA (1'46.875)							
Lap	Seg.1	Seg.2	Seg.3	Seg.4	Lap Time	km/h	Local Time
1		26.819	26.561	26.412	1'55.315		12:48'08.469
2	28.101	26.045	26.140	26.589	1'46.875	196,0	12:49'55.344
3	28.221	26.094	26.398	26.931	1'47.644	190,5	12:51'42.988
4	28.206	26.136	26.408	26.662	1'47.412	194,2	12:53'30.400
5	28.506	26.435	26.365	26.635	1'47.941	187,5	12:55'18.341
6	28.403	26.214	26.137	27.095	1'47.849	191,2	12:57'06.190
7	28.419	26.229	26.143	26.702	1'47.493	184,0	12:58'53.683
8	28.814	26.365	26.600	27.154	1'48.933	183,4	13:00'42.616
9	28.795	26.794	26.444	27.239	1'49.272	181,8	13:02'31.888
10	28.296	26.237	26.220	27.029	1'47.782	191,2	13:04'19.670

7° 1 J. BUIS (1'47.169)							
Lap	Seg.1	Seg.2	Seg.3	Seg.4	Lap Time	km/h	Local Time
1		26.875	26.536	26.614	1'55.611		12:48'08.765
2	28.604	26.152	26.263	26.673	1'47.692	194,2	12:49'56.457
3	28.190	26.430	26.398	26.910	1'47.928	194,6	12:51'44.385
4	27.929	26.323	26.429	26.954	1'47.635	189,8	12:53'32.020
5	28.001	26.231	26.485	27.161	1'47.878	190,1	12:55'19.898
6	28.037	26.240	26.561	26.952	1'47.790	188,5	12:57'07.688
7	27.826	26.182	26.505	26.779	1'47.292	190,1	12:58'54.980
8	27.890	26.192	26.980	26.828	1'47.890	193,5	13:00'42.870
9	28.233	26.496	26.803	27.321	1'48.853	192,9	13:02'31.723
10	29.730	26.318	26.566	26.705	1'49.319	186,2	13:04'21.042
11	28.055	26.275	26.682	26.919	1'47.931	194,9	13:06'08.973
12	28.127	26.268	26.498	26.705	1'47.598	196,0	13:07'56.571
13	27.874	26.240	26.310	26.745	1'47.169	197,4	13:09'43.740
14	27.720	26.276	26.615	27.045	1'47.656	193,2	13:11'31.396
Race Time 25'18.242							

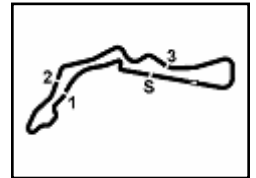
07/08/2021 P = Pits In/Out - C = Lap Time Cancelled

8° 69 T. BOOTH-AMOS (1'46.585)							
Lap	Seg.1	Seg.2	Seg.3	Seg.4	Lap Time	km/h	Local Time
1		26.349	26.550	26.802	2'03.091		12:48'16.245
2	28.401	26.334	26.545	27.131	1'48.411	196,0	12:50'04.656
3	28.849	26.446	26.420	26.767	1'48.482	195,3	12:51'53.138
4	28.185	26.175	26.375	26.595	1'47.330	196,0	12:53'40.468

These data/results cannot be reproduced, stored and/or transmitted in whole or in part by any manner of electronic, mechanical, photocopying, recording, broadcasting or otherwise now known or herein after developed without the previous express consent by the copyright owner, except for reproduction in daily press and regular printed publications on sale to the public within 60 days of the event related to those data/results and always provided that copyright symbol appears together as follows below.

© DORNA WSBK ORGANIZATION Srl 2021





Tissot Czech Round, 6-8 August 2021

Chronological Analysis Race 1

Autodrom Most 4.212 m

Start at 12:46'13.154

2 / 6

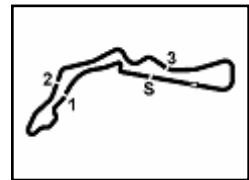
12° 73 J. PEREZ GONZALEZ (1'47.332)							
Lap	Seg.1	Seg.2	Seg.3	Seg.4	Lap Time	km/h	Local Time
1		26.435	26.359	27.043	1'55.042	191,5	12:49'08.196
2	28.438	26.053	26.313	26.976	1'47.780	191,5	12:49'55.976
3	28.329	25.958	26.223	26.822	1'47.332	188,5	12:51'43.308
4	28.220	26.389	26.401	26.722	1'47.732	191,8	12:53'31.040
5	28.129	26.365	26.444	27.008	1'47.946	189,8	12:55'18.986
6	28.110	26.116	26.578	27.098	1'47.902	186,9	12:57'06.888
7	28.119	26.059	26.770	26.995	1'47.943	186,5	12:58'54.831
8	28.401	26.191	26.842	26.894	1'48.328	186,2	13:00'43.159
9	28.495	26.840	26.681	27.216	1'49.232	190,5	13:02'32.391
10	29.025	26.176	26.642	27.040	1'48.883	194,2	13:04'21.274
11	28.625	26.206	26.798	26.909	1'48.538	183,7	13:06'09.812
12	27.920	26.292	26.460	27.044	1'47.716	192,9	13:07'57.528
13	28.320	26.409	26.407	26.946	1'48.082	191,8	13:09'45.610
14	27.876	26.480	26.721	26.913	1'47.990	190,8	13:11'33.600
Race Time 25'18.822							
9° 64 H. DE CANCELLIS (1'47.441)							
Lap	Seg.1	Seg.2	Seg.3	Seg.4	Lap Time	km/h	Local Time
1		26.791	26.437	26.643	1'55.101		12:48'08.255
2	29.330	26.110	26.206	26.768	1'48.414	193,5	12:49'56.669
3	28.274	26.691	26.550	26.717	1'48.232	196,4	12:51'44.901
4	28.394	26.167	26.291	26.858	1'47.710	189,1	12:53'32.611
5	28.086	26.020	26.496	26.839	1'47.441	188,5	12:55'20.052
6	28.052	26.222	26.616	26.774	1'47.664	192,2	12:57'07.716
7	28.071	26.117	26.500	26.792	1'47.480	191,5	12:58'55.196
8	28.210	26.117	26.937	26.728	1'47.992	191,8	13:00'43.188
9	28.486	26.768	26.543	27.053	1'48.850	192,2	13:02'32.038
10	28.284	26.208	26.703	26.851	1'48.046	194,6	13:04'20.084
11	28.200	26.376	26.877	26.976	1'48.429	192,2	13:06'08.513
12	28.116	26.219	26.681	26.823	1'47.839	191,5	13:07'56.352
13	28.241	26.245	26.458	27.064	1'48.008	192,5	13:09'44.360
14	28.863	26.383	26.623	27.118	1'48.987	184,9	13:11'33.347
Race Time 25'20.193							
13° 77 R. BIJMAN (1'47.533)							
Lap	Seg.1	Seg.2	Seg.3	Seg.4	Lap Time	km/h	Local Time
1		26.673	26.536	26.867	1'55.226		12:48'08.380
2	29.244	26.353	26.218	26.791	1'48.606	191,8	12:49'56.986
3	28.323	26.393	26.621	26.722	1'48.059	192,9	12:51'45.045
4	28.596	26.453	26.355	26.704	1'48.108	190,1	12:53'33.153
5	28.520	26.259	26.539	26.851	1'48.169	188,5	12:55'21.322
6	28.613	26.526	26.304	26.754	1'48.197	188,5	12:57'09.519
7	28.409	26.249	26.313	26.710	1'47.681	191,8	12:58'57.200
8	28.784	26.072	26.267	26.701	1'47.824	190,5	13:00'45.024
9	28.169	26.045	26.335	26.984	1'47.533	192,9	13:02'32.557
10	28.996	26.554	26.330	26.658	1'48.538	191,2	13:04'21.095
11	28.344	26.110	26.593	26.961	1'48.008	193,2	13:06'09.103
12	28.334	26.211	26.427	27.041	1'48.013	192,9	13:07'57.116
13	28.347	26.134	26.573	26.644	1'47.698	192,2	13:09'44.814
14	28.587	26.768	26.547	26.889	1'48.791	192,9	13:11'33.605
Race Time 25'20.451							
14° 17 K. MEUFFELS (1'47.432)							
Lap	Seg.1	Seg.2	Seg.3	Seg.4	Lap Time	km/h	Local Time
1		27.307	26.610	26.686	1'56.310		12:48'09.464
2	28.277	26.514	26.446	26.716	1'47.953	195,7	12:49'57.417
3	28.075	26.338	26.623	26.749	1'47.785	195,7	12:51'45.202
4	28.491	26.535	26.456	26.538	1'48.020	194,6	12:53'33.222
5	28.497	26.272	26.686	26.667	1'48.122	192,9	12:55'21.344
6	28.277	26.259	26.437	26.816	1'47.789	192,5	12:57'09.133
7	28.132	26.141	26.376	26.821	1'47.470	188,2	12:58'56.603
8	28.267	26.161	26.293	26.908	1'47.629	188,2	13:00'44.232
9	28.084	26.176	26.772	27.155	1'48.187	191,2	13:02'32.419
10	28.621	26.267	26.391	26.636	1'47.915	197,4	13:04'20.334
11	28.260	26.275	26.946	26.810	1'48.291	194,9	13:06'08.625
12	28.255	26.402	26.862	26.894	1'48.413	191,2	13:07'57.038
13	27.911	26.240	26.526	26.755	1'47.432	196,7	13:09'44.470
14	28.783	26.760	26.839	26.893	1'49.275	180,9	13:11'33.745
Race Time 25'20.591							
15° 44 C. STANGE (1'47.824)							
Lap	Seg.1	Seg.2	Seg.3	Seg.4	Lap Time	km/h	Local Time
1		27.850	26.918	27.184	1'59.029		12:48'12.183
2	28.561	26.283	26.778	27.086	1'48.708	187,2	12:50'00.891
3	28.464	26.532	26.773	27.016	1'48.785	194,9	12:51'49.676
4	28.137	26.536	26.474	27.246	1'48.393	194,2	12:53'38.069
5	28.443	26.421	26.761	26.882	1'48.507	182,4	12:55'26.576
6	28.037	26.446	26.545	27.237	1'48.265	187,2	12:57'14.841
7	28.681	26.285	26.358	26.773	1'48.097	183,4	12:59'02.938
8	28.135	26.214	26.387	27.088	1'47.824	195,3	13:00'50.762
9	28.339	26.064	26.281	27.209	1'47.893	185,6	13:02'38.655
10	28.436	26.187	26.553	27.044	1'48.220	182,1	13:04'26.875

07/08/2021 P = Pits In/Out - C = Lap Time Cancelled

These data/results cannot be reproduced, stored and/or transmitted in whole or in part by any manner of electronic, mechanical, photocopying, recording, broadcasting or otherwise now known or herein after developed without the previous express consent by the copyright owner, except for reproduction in daily press and regular printed publications on sale to the public within 60 days of the event related to those data/results and always provided that copyright symbol appears together as follows below.

© DORNA WSBK ORGANIZATION Srl 2021





Tissot Czech Round, 6-8 August 2021 Chronological Analysis Race 1

Autodrom Most 4.212 m

Start at 12:46'13.154

3 / 6

11	28.164	26.317	26.577	27.555	1'48.613	185,6	13:06'15.488	6	28.272	26.582	26.605	27.130	1'48.589	188,2	12:57'14.915
12	28.880	26.376	26.859	27.756	1'49.871	186,2	13:08'05.359	7	28.413	26.333	26.411	27.172	1'48.329	187,2	12:59'03.244
13	28.750	26.348	26.861	27.456	1'49.415	180,6	13:09'54.774	8	28.715	26.264	26.528	27.086	1'48.593	193,2	13:00'51.837
14	28.778	26.388	26.711	27.432	1'49.309	180,9	13:11'44.083	9	28.315	26.419	26.967	27.138	1'48.839	192,5	13:02'40.676
Race Time 25'30.929								10	28.478	26.414	26.633	27.349	1'48.874	188,8	13:04'29.550
Race Time 25'30.929								11	28.872	26.236	26.707	27.580	1'49.395	182,7	13:06'18.945
Race Time 25'30.929								12	28.695	26.502	26.890	27.168	1'49.255	183,4	13:08'08.200
Race Time 25'30.929								13	28.373	26.144	26.909	27.047	1'48.473	189,8	13:09'56.673
Race Time 25'30.929								14	28.306	26.187	26.636	27.017	1'48.146	190,5	13:11'44.819
Race Time 25'30.929								Race Time 25'31.665							

16° 53 P. SVOBODA (1'47.654)

Lap	Seg.1	Seg.2	Seg.3	Seg.4	Lap Time	km/h	Local Time
1		27.071	26.761	26.921	1'57.889		12:48'11.043
2	28.803	26.898	26.903	27.070	1'49.674	191,5	12:50'00.717
3	28.581	26.307	26.716	27.268	1'48.872	191,8	12:51'49.589
4	28.895	26.762	26.382	26.751	1'48.790	190,5	12:53'38.379
5	28.539	26.232	26.626	26.867	1'48.264	191,5	12:55'26.643
6	28.489	26.127	26.718	26.990	1'48.324	187,2	12:57'14.967
7	28.585	26.622	26.247	26.854	1'48.308	189,8	12:59'03.275
8	28.489	26.414	26.245	26.946	1'48.094	193,9	13:00'51.369
9	28.723	26.276	26.944	27.009	1'48.952	186,5	13:02'40.321
10	29.399	26.542	26.215	27.048	1'49.204	184,6	13:04'29.525
11	28.910	26.532	26.531	27.462	1'49.435	183,1	13:06'18.960
12	28.601	26.383	26.650	27.424	1'49.058	184,0	13:08'08.418
13	28.597	26.385	26.360	27.070	1'48.412	184,9	13:09'56.430
14	28.603	26.143	26.274	26.634	1'47.654	184,9	13:11'44.084
Race Time 25'30.930							

17° 48 T. BRIANTI (1'47.993)

Lap	Seg.1	Seg.2	Seg.3	Seg.4	Lap Time	km/h	Local Time
1		27.239	26.335	26.738	1'55.972		12:48'09.126
2	28.542	26.540	26.649	26.710	1'48.441	194,2	12:49'57.567
3	28.379	26.216	26.529	26.869	1'47.993	194,2	12:51'45.560
4	28.194	26.874	26.434	26.943	1'48.445	191,8	12:53'34.005
5	28.297	26.313	26.502	26.916	1'48.028	188,2	12:55'22.033
6	28.361	26.398	26.425	27.012	1'48.196	188,8	12:57'10.229
7	28.211	26.197	26.459	27.137	1'48.004	187,8	12:58'58.233
8	28.644	26.264	26.647	27.388	1'48.943	185,9	13:00'47.176
9	28.687	26.507	26.561	27.433	1'49.188	184,0	13:02'36.364
10	28.704	26.777	27.128	27.326	1'49.935	182,4	13:04'26.299
11	28.602	26.562	26.708	27.294	1'49.166	183,7	13:06'15.465
12	28.738	26.728	26.867	27.590	1'49.923	185,9	13:08'05.388
13	28.736	26.551	26.817	27.383	1'49.487	183,4	13:09'54.875
14	28.640	26.422	26.852	27.304	1'49.218	186,2	13:11'44.093
Race Time 25'30.939							

18° 83 M. KAWAKAMI (1'47.477)

Lap	Seg.1	Seg.2	Seg.3	Seg.4	Lap Time	km/h	Local Time
1		27.717	26.707	27.450	1'59.018		12:48'12.172
2	28.911	26.378	26.529	27.073	1'48.891	184,6	12:50'01.063
3	28.836	26.196	26.250	27.269	1'48.551	193,9	12:51'49.614
4	28.906	26.605	26.391	27.001	1'48.903	188,2	12:53'38.517
5	28.496	26.285	26.586	27.062	1'48.429	192,2	12:55'26.946
6	28.419	26.561	26.689	26.970	1'48.639	191,8	12:57'15.585
7	28.227	26.287	26.164	26.799	1'47.477	188,8	12:59'03.062
8	28.736	26.800	26.162	26.834	1'48.532	193,9	13:00'51.594
9	28.493	26.271	26.657	27.344	1'48.765	193,2	13:02'40.359
10	28.998	26.306	26.565	27.580	1'49.449	184,3	13:04'29.808
11	28.683	26.573	26.586	27.396	1'49.238	185,9	13:06'19.046
12	28.541	26.465	26.662	27.327	1'48.995	189,1	13:08'08.041
13	28.578	26.435	26.606	27.165	1'48.784	186,9	13:09'56.825
14	28.359	26.080	26.613	26.903	1'47.955	190,5	13:11'44.780
Race Time 25'31.626							

19° 20 D. LOUREIRO (1'47.994)

Lap	Seg.1	Seg.2	Seg.3	Seg.4	Lap Time	km/h	Local Time
1		28.170	27.490	27.034	1'59.883		12:48'13.037
2	28.634	26.694	26.494	26.945	1'48.767	193,2	12:50'01.804
3	28.188	26.328	26.493	26.985	1'47.994	196,4	12:51'49.798
4	27.996	26.676	26.527	27.114	1'48.313	195,3	12:53'38.111
5	28.235	26.285	26.465	27.230	1'48.215	185,9	12:55'26.326

20° 25 D. BERTA VINALES (1'47.752)

Lap	Seg.1	Seg.2	Seg.3	Seg.4	Lap Time	km/h	Local Time
1			28.650	27.353	26.861	2'00.297	12:48'13.451
2	28.669	26.826	26.602	26.741	1'48.838	198,2	12:50'02.289
3	28.333	27.030	26.934	26.826	1'49.123	199,3	12:51'51.412
4	28.349	26.648	26.929	27.059	1'48.985	198,9	12:53'40.397
5	28.255	26.879	26.509	27.222	1'48.865	191,5	12:55'29.262
6	28.515	26.496	26.709	27.090	1'48.810	188,5	12:57'18.072
7	28.325	26.369	26.699	27.023	1'48.416	192,5	12:59'06.488
8	28.516	26.376	26.589	26.903	1'48.384	191,8	13:00'54.872
9	28.290	26.772	26.832	26.905	1'48.799	194,6	13:02'43.671
10	28.717	26.431	26.756	26.989	1'48.893	192,2	13:04'32.564
11	28.454	26.489	26.587	26.971	1'48.501	191,2	13:06'21.065
12	27.971	26.316	26.749	26.928	1'47.964	194,6	13:08'09.029
13	28.388	26.277	26.824	26.643	1'48.132	191,8	13:09'57.161
14	28.026	26.242	26.687	26.797	1'47.752	195,3	13:11'44.913
Race Time 25'31.759							

21° 80 G. MASTROLUCA (1'47.950)

Lap	Seg.1	Seg.2	Seg.3	Seg.4	Lap Time	km/h	Local Time
1		27.092	27.248	27.296	2'02.062		12:48'15.216
2	28.590	26.340	27.307	26.958	1'49.195	188,8	12:50'04.411
3	28.684	26.587	26.586	27.323	1'49.180	194,6	12:51'53.591
4	28.519	26.069	26.874	27.105	1'48.567	187,8	12:53'42.158
5	28.339	26.386	26.948	26.875	1'48.548	189,5	12:55'30.706
6	28.005	26.413	26.606	27.042	1'48.066	191,5	12:57'18.772
7	28.608	26.175	26.495	26.949	1'48.227	187,5	12:59'06.999
8	28.395	26.249	26.507	26.906	1'48.057	188,8	13:00'55.056
9	28.358	26.371	26.451	27.229	1'48.409	194,2	13:02'43.465
10	28.718	26.382	26.502	27.137	1'48.739	184,3	13:04'32.204
11	28.469	26.361	26.526	27.242	1'48.598	185,2	13:06'20.802
12	28.192	26.340	26.555	27.179	1'48.266	188,5	13:08'09.068
13	28.308	26.602	26.382	26.950	1'48.242	195,7	13:09'57.310
14	28.238	26.308	26.480	26.924	1'47.950	196,7	13:11'45.260
Race Time 25'32.106							

22° 43 H. KHOURI (1'48.519)

Lap	Seg.1	Seg.2	Seg.3	Seg.4	Lap Time	km/h	Local Time
1		27.097	27.155	26.949	1'58.171		12:48'11.325
2	28.266	26.825	26.652	27.463	1'49.206	194,9	12:50'00.531
3	28.374	26.451	26.697	27.194	1'48.716	188,2	12:51'49.247
4	28.377	26.614	26.996	26.998	1'48.985	185,9	12:53'38.232
5	28.208	26.455	26.686	27.220	1'48.569	190,5	12:55'26.801
6	28.371	26.516	27.587	27.067	1'49.541	192,2	12:57'16.342
7	28.281	26.388	26.729	27.121	1'48.519	190,8	12:59'04.861
8	28.394	26.517	26.816	27.287	1'49.014	187,2	13:00'53.875
9	28.499	26.679	26.763	27.660	1'49.601	187,8	13:02'43.476
10	29.000	26.595	26.725	27.037	1'49.357	184,6	13:04'32.833
11	28.395	26.660	26.599	27.134	1'48.788	187,8	13:06'21.621
12	28.205	26.604	27.458	27.230	1'49.497	188,5	13:08'11.118
13	29.094	26.480	26.886	27.142	1'49.602	191,2	13:10'00.720
14	28.371	26.493	26.879	27.612	1'49.355	193,9	13:11'50.075
Race Time 25'36.921							

23° 7 J. GIMBERT (1'48.183)

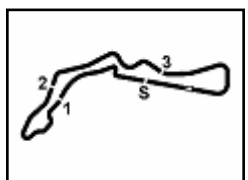
Lap	Seg.1	Seg.2	Seg.3	Seg.4	Lap Time	km/h	Local Time
-----	-------	-------	-------	-------	----------	------	------------

07/08/2021

P = Pits In/Out - C = Lap Time Cancelled

These data/results cannot be reproduced, stored and/or transmitted in whole or in part by any manner of electronic, mechanical, photocopying, recording, broadcasting or otherwise now known or herein after developed without the previous express consent by the copyright owner, except for reproduction in daily press and regular printed publications on sale to the public within 60 days of the event related to those data/results and always provided that copyright symbol appears together as follows below.

© D



Tissot Czech Round, 6-8 August 2021 Chronological Analysis Race 1

Autodrom Most 4.212 m

Start at 12:46'13.154

4 / 6

1	28.597	26.897	27.263	27.221	1'49.978	194,9	12:50'03.758	13	29.206	26.769	26.887	27.044	1'49.906	195,7	13:10'01.195
2	28.778	26.190	26.874	27.132	1'48.974	190,8	12:51'52.732	14	28.520	26.745	26.825	27.020	1'49.110	190,5	13:11'50.305
3	28.837	26.328	27.224	27.037	1'49.426	189,8	12:53'42.158							Race Time 25'37.151	
4	28.526	26.234	26.793	26.944	1'48.497	191,8	12:55'30.655	27° 85 K. SABATUCCI (1'48.610)							
5	28.335	26.535	26.847	26.904	1'48.621	191,2	12:57'19.276	Lap	Seg.1	Seg.2	Seg.3	Seg.4	Lap Time	km/h	Local Time
6	28.452	26.213	26.775	1'48.183	192,9	12:59'07.459	1		27.072	26.746	27.218	1'57.843	12:48'10.997		
7	28.746	26.460	26.833	27.098	1'49.137	195,3	13:00'56.596	2	28.327	26.733	26.758	27.741	1'49.559	191,8	12:50'00.556
8	28.476	26.401	26.783	26.850	1'48.510	189,1	13:02'45.106	3	28.604	26.316	26.773	27.258	1'48.951	189,1	12:51'49.507
9	28.608	26.129	26.872	27.001	1'48.610	194,6	13:04'33.716	4	28.996	26.486	26.876	26.964	1'49.322	187,5	12:53'38.829
10	28.472	26.132	26.839	26.971	1'48.414	190,8	13:06'22.130	5	28.255	26.567	26.603	27.185	1'48.610	189,8	12:55'27.439
11	28.143	26.228	27.066	27.374	1'48.811	194,9	13:08'10.941	6	28.920	26.601	26.701	27.152	1'49.374	186,2	12:57'16.813
12	29.159	26.305	27.006	27.194	1'49.664	187,5	13:10'00.605	7	28.238	26.468	26.779	27.401	1'48.886	187,8	12:59'05.699
13	28.643	26.528	26.911	27.430	1'49.512	189,1	13:11'50.117	8	28.438	26.472	26.624	27.302	1'48.836	184,9	13:00'54.535
							Race Time 25'36.963	9	28.409	26.449	26.662	27.404	1'48.924	185,9	13:02'43.459
								10	28.865	26.361	26.764	27.312	1'49.302	181,5	13:04'32.761
								11	28.313	26.466	26.779	27.290	1'48.848	190,8	13:06'21.609
								12	28.205	26.619	27.184	27.445	1'49.453	188,8	13:08'11.062
								13	30.103	26.514	26.845	27.051	1'50.513	191,8	13:10'01.575
								14	28.453	26.424	26.952	27.099	1'48.928	192,2	13:11'50.503
														Race Time 25'37.349	

24° 11 A. CARRASCO (1'48.397)							
Lap	Seg.1	Seg.2	Seg.3	Seg.4	Lap Time	km/h	Local Time
1		28.728	27.720	27.303	2'01.527		12:48'14.681
2	28.511	26.810	27.357	26.766	1'49.444	196,0	12:50'04.125
3	28.883	26.419	26.797	26.830	1'48.929	197,4	12:51'53.054
4	28.224	26.566	26.672	27.035	1'48.497	194,6	12:53'41.551
5	28.624	26.908	27.028	27.004	1'49.564	194,2	12:55'31.115
6	28.152	26.694	26.863	26.815	1'48.524	193,9	12:57'19.639
7	28.315	26.448	26.762	26.872	1'48.397	192,2	12:59'08.036
8	28.645	26.365	26.687	26.957	1'48.654	190,1	13:00'56.690
9	28.428	26.468	26.838	26.830	1'48.564	193,2	13:02'45.254
10	28.690	26.584	26.933	26.763	1'48.970	196,0	13:04'34.224
11	28.574	26.626	26.801	26.892	1'48.893	198,2	13:06'23.117
12	28.169	26.544	26.753	27.132	1'48.598	197,4	13:08'11.715
13	28.644	26.622	26.741	27.037	1'49.044	197,4	13:10'00.759
14	28.424	26.418	26.909	27.634	1'49.385	191,8	13:11'50.144
							Race Time 25'36.990

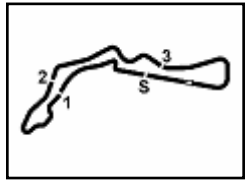
28° 15 A. COPPOLA (1'48.034)							
Lap	Seg.1	Seg.2	Seg.3	Seg.4	Lap Time	km/h	Local Time
1		28.505	27.279	27.241	2'00.497		12:48'13.651
2	28.600	27.276	27.338	27.175	1'50.389	193,5	12:50'04.040
3	28.586	26.554	26.824	27.832	1'49.796	195,3	12:51'53.836
4	28.670	26.557	26.629	27.015	1'48.871	187,2	12:53'42.707
5	28.499	26.433	26.609	27.050	1'48.591	185,9	12:55'31.298
6	28.359	26.652	26.926	27.061	1'48.998	190,1	12:57'20.296
7	28.396	26.269	26.438	26.931	1'48.034	192,2	12:59'08.330
8	28.655	26.374	26.541	26.983	1'48.553	185,6	13:00'56.883
9	28.569	26.475	26.601	26.949	1'48.594	189,5	13:02'45.477
10	28.808	26.563	26.697	26.955	1'49.023	190,1	13:04'34.500
11	28.429	26.627	26.806	27.064	1'48.926	190,1	13:06'23.426
12	28.399	26.256	26.671	27.126	1'48.452	191,2	13:08'11.878
13	28.693	26.877	26.877	27.072	1'49.519	193,9	13:10'01.397
14	28.717	26.580	26.818	27.050	1'49.165	186,9	13:11'50.562
							Race Time 25'37.408

25° 23 S. MARKARIAN (1'48.526)							
Lap	Seg.1	Seg.2	Seg.3	Seg.4	Lap Time	km/h	Local Time
1		28.033	27.504	26.783	1'59.485		12:48'12.639
2	28.701	26.696	27.114	26.995	1'49.506	197,1	12:50'02.145
3	28.189	27.094	26.575	27.010	1'48.868	201,5	12:51'51.013
4	29.564	26.766	26.868	26.990	1'50.188	191,8	12:53'41.201
5	28.708	26.609	26.522	26.997	1'48.836	191,5	12:55'30.037
6	28.626	26.610	26.689	26.833	1'48.758	187,5	12:57'18.795
7	28.660	26.454	26.545	26.867	1'48.526	188,2	12:59'07.321
8	28.726	26.470	26.552	26.974	1'48.722	190,5	13:00'56.043
9	28.822	26.518	26.574	26.968	1'48.882	187,8	13:02'44.925
10	29.005	26.599	26.678	26.882	1'49.164	186,5	13:04'34.089
11	28.598	26.580	26.501	26.858	1'48.537	194,6	13:06'22.626
12	28.154	26.391	26.950	27.058	1'48.553	194,6	13:08'11.179
13	28.831	26.387	26.646	27.266	1'49.130	190,8	13:10'00.309
14	29.112	26.609	26.858	27.362	1'49.941	175,3	13:11'50.250
							Race Time 25'37.096

29° 58 I. IGLESIAS (1'48.482)							
Lap	Seg.1	Seg.2	Seg.3	Seg.4	Lap Time	km/h	Local Time
1		27.294	26.700	27.064	1'57.787		12:48'10.941
2	29.012	26.808	27.129	27.137	1'50.086	187,2	12:50'01.027
3	28.913	26.770	26.428	26.967	1'49.078	192,9	12:51'50.105
4	28.699	26.638	26.503	27.019	1'48.859	188,5	12:53'38.964
5	28.715	26.355	26.400	27.012	1'48.482	191,8	12:55'27.446
6	28.873	26.707	26.474	26.908	1'48.962	186,9	12:57'16.408
7	28.590	26.257	26.325	27.317	1'48.489	189,8	12:59'04.897
8	28.867	26.422	26.432	27.317	1'49.038	184,0	13:00'53.935
9	28.739	26.562	26.658	27.624	1'49.583	187,8	13:02'43.518
10	29.466	26.840	26.950	27.058	1'50.314	182,7	13:04'33.832
11	28.928	26.570	26.500	26.940	1'48.938	191,5	13:06'22.770
12	28.386	26.212	26.885	27.111	1'48.594	192,2	13:08'11.364
13	28.906	26.784	26.789	27.255	1'49.734	194,2	13:10'01.098
14	29.445	26.429	26.677	27.024	1'49.575	177,0	13:11'50.673
							Race Time 25'37.519

26° 59 A. ZANCA (1'48.294)							
Lap	Seg.1	Seg.2	Seg.3	Seg.4	Lap Time	km/h	Local Time
1		28.344	27.434	27.098	2'00.197		12:48'13.351
2	28.167	26.971	26.807	26.766	1'48.711	198,9	12:50'02.062
3	28.510	26.997	26.840	26.946	1'49.293	200,0	12:51'51.355
4	28.725	26.820	26.879	27.026	1'49.450	198,2	12:53'40.805
5	28.272	26.899	26.541	26.977	1'48.689	192,5	12:55'29.494
6	28.233	26.432	26.582	27.047	1'48.294	194,6	12:57'17.788
7	28.265	26.479	26.602	27.027	1'48.373	190,8	12:59'06.161
8	28.475	26.470	26.613	26.954	1'48.512	191,2	13:00'54.673
9	28.413	26.792	26.692	27.089	1'48.986	192,2	13:02'43.659
10	29.246	26.569	26.648	26.916	1'49.379	188,5	13:04'33.038
11	28.415	26.519	26.744	26.975	1'48.653	191,8	13:06'21.691
12	28.378	26.748	27.139	27.333	1'49.598	192,9	13:08'11.289

30° 97 F. PALAZZI (1'47.794)							
Lap	Seg.1	Seg.2	Seg.3	Seg.4	Lap Time	km/h	Local Time
1		29.087	27.969	27.423	2'02.525		12:48'15.



Tissot Czech Round, 6-8 August 2021

Chronological Analysis Race 1

Autodrom Most 4.212 m

Start at 12:46'13.154

5 / 6

8	28.476	26.350	26.718	27.347	1'48.891	184,3	13:01'00.244	3	28.658	26.879	26.624	27.265	1'49.426	195,3	12:51'51.015
9	28.400	26.291	26.700	27.204	1'48.595	186,2	13:02'48.839	4	28.466	26.399	26.685	27.200	1'48.750	188,5	12:53'39.765
10	28.279	26.687	26.749	27.228	1'48.943	187,8	13:04'37.782	5	28.894	27.377	26.743	27.274	1'50.288	190,1	12:55'30.053
11	28.140	26.345	26.584	27.426	1'48.495	186,9	13:06'26.277	6	28.908	26.906	26.632	27.110	1'49.556	189,5	12:57'19.609
12	28.179	26.298	26.743	27.313	1'48.533	187,8	13:08'14.810	7	28.484	26.612	36.760	28.233	2'00.089	192,5	12:59'19.698
13	28.034	26.319	26.801	27.164	1'48.318	190,1	13:10'03.128	8	28.917	26.809	27.362	27.918	1'51.006	182,7	13:01'10.704
14	28.086	26.240	26.573	26.895	1'47.794	188,5	13:11'50.922	9	28.934	26.689	27.081	27.692	1'50.396	183,4	13:03'01.100

Race Time 25'37.768

31° 93 M. GAGGI (1'48.759)

Lap	Seg.1	Seg.2	Seg.3	Seg.4	Lap Time	km/h	Local Time
1		27.229	26.848	27.148	1'57.525		12:48'10.679
2	28.498	27.329	27.052	27.130	1'50.009	187,5	12:50'00.688
3	29.171	27.384	26.892	26.987	1'50.434	191,5	12:51'51.122
4	28.644	26.881	27.000	27.475	1'50.000	196,0	12:53'41.122
5	28.895	26.620	27.016	27.416	1'49.947	190,8	12:55'31.069
6	28.435	26.661	26.913	27.093	1'49.102	191,5	12:57'20.171
7	28.704	26.385	26.750	27.228	1'49.067	189,8	12:59'09.238
8	28.724	26.461	26.811	27.275	1'49.271	186,2	13:00'58.509
9	28.617	26.736	27.054	27.407	1'49.814	185,6	13:02'48.323
10	28.784	26.934	26.730	27.229	1'49.677	183,1	13:04'38.000
11	28.307	26.542	26.661	27.249	1'48.759	191,2	13:06'26.759
12	28.488	26.625	27.083	27.472	1'49.668	189,1	13:08'16.427
13	28.561	26.579	27.153	27.626	1'49.919	187,8	13:10'06.346
14	28.719	26.784	27.106	27.601	1'50.210	184,9	13:11'56.556

Race Time 25'43.402

32° 12 F. FEIGL (1'48.855)

Lap	Seg.1	Seg.2	Seg.3	Seg.4	Lap Time	km/h	Local Time
1		28.316	27.033	27.156	2'00.058		12:48'13.212
2	28.913	27.153	27.460	27.185	1'50.711	190,5	12:50'03.923
3	29.061	27.150	26.766	27.592	1'50.569	191,2	12:51'54.492
4	28.692	26.385	26.655	27.123	1'48.855	191,5	12:53'43.347
5	28.542	26.573	26.745	27.381	1'49.241	187,5	12:55'32.588
6	28.904	26.634	26.673	27.370	1'49.581	184,9	12:57'22.169
7	28.569	26.219	26.782	27.891	1'49.461	187,5	12:59'11.630
8	28.912	26.450	26.856	27.554	1'49.772	182,7	13:01'01.402
9	28.960	26.767	27.171	27.809	1'50.707	180,9	13:02'52.109
10	28.690	26.880	26.973	27.730	1'50.273	182,7	13:04'42.382
11	29.258	26.641	26.984	27.644	1'50.527	181,8	13:06'32.909
12	29.130	26.431	26.950	27.807	1'50.318	184,6	13:08'23.227
13	29.089	26.553	27.020	27.548	1'50.210	184,6	13:10'13.437
14	29.029	26.701	26.991	27.526	1'50.247	181,8	13:12'03.684

Race Time 25'50.530

33° 55 A. FRAPPOLA (1'49.085)

Lap	Seg.1	Seg.2	Seg.3	Seg.4	Lap Time	km/h	Local Time
1		28.377	27.391	27.359	2'01.167		12:48'14.321
2	28.811	26.884	27.645	27.239	1'50.579	187,5	12:50'04.900
3	28.832	26.572	26.738	27.466	1'49.608	192,2	12:51'54.508
4	28.788	26.558	26.684	27.345	1'49.375	187,5	12:53'43.883
5	28.370	26.610	26.745	27.360	1'49.085	184,0	12:55'32.968
6	28.796	26.536	26.647	27.155	1'49.134	184,3	12:57'22.102
7	28.229	26.462	26.653	28.162	1'49.506	186,5	12:59'11.608
8	28.616	26.703	26.731	27.757	1'49.807	180,9	13:01'01.415
9	28.865	26.772	27.355	27.725	1'50.717	182,1	13:02'52.132
10	28.926	26.809	26.995	27.538	1'50.268	180,3	13:04'42.400
11	28.795	26.865	27.010	27.814	1'50.484	180,6	13:06'32.884
12	28.743	26.713	26.903	27.845	1'50.204	182,4	13:08'23.088
13	28.898	26.805	26.901	27.792	1'50.396	182,4	13:10'13.484
14	28.807	26.784	26.932	27.875	1'50.398	180,9	13:12'03.882

Race Time 25'50.728

34° 65 M. SZAMADO (1'48.750)

Lap	Seg.1	Seg.2	Seg.3	Seg.4	Lap Time	km/h	Local Time
1		28.010	27.276	27.176	1'59.354		12:48'12.508
2	28.303	26.451	27.064	27.263	1'49.081	195,3	12:50'01.589

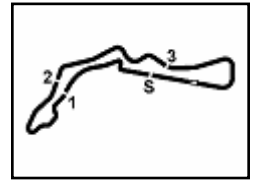
07/08/2021

P = Pits In/Out - C = Lap Time Cancelled

These data/results cannot be reproduced, stored and/or transmitted in whole or in part by any manner of electronic, mechanical, photocopying, recording, broadcasting or otherwise now known or herein after developed without the previous express consent by the copyright owner, except for reproduction in daily press and regular printed publications on sale to the public within 60 days of the event related to those data/results and always provided that copyright symbol appears together as follows below.

© DORNA WSBK ORGANIZATION Srl 2021





Tissot Czech Round, 6-8 August 2021

Chronological Analysis Race 1

Start at 12:46'13.154

Race Time 26'34.744

38° 19 V. RODRIGUEZ NUNEZ (1'48.185)							
Lap	Seg.1	Seg.2	Seg.3	Seg.4	Lap Time	km/h	Local Time
1		27.097	26.654	1'37.561	3'07.338P		12:49'20.492
2	4'11.357	27.404	27.107	27.745	5'33.613P		12:54'54.105
3	30.677	26.761	27.013	27.507	1'51.958	176,8	12:56'46.063
4	28.705	26.567	26.743	27.331	1'49.346	181,8	12:58'35.409
5	28.668	26.381	26.818	27.405	1'49.272	183,4	13:00'24.681
6	28.895	26.520	26.958	27.525	1'49.898	182,7	13:02'14.579
7	28.906	26.545	26.773	27.441	1'49.665	182,4	13:04'04.244
8	28.570	26.515	26.852	27.479	1'49.416	184,0	13:05'53.660
9	29.419	26.969	27.328	27.682	1'51.398	184,6	13:07'45.058
10	28.726	28.014	28.525	27.271	1'52.536	185,9	13:09'37.594
11	28.328	26.174	26.552	27.131	1'48.185	189,5	13:11'25.779

Race Time 25'12.625

RET 10 U. ORRADRE (1'48.150)							
Lap	Seg.1	Seg.2	Seg.3	Seg.4	Lap Time	km/h	Local Time
1		27.359	27.128	27.438	1'59.036		12:48'12.190
2	28.111	26.427	26.633	27.203	1'48.374	192,5	12:50'00.564
3	28.111	26.298	26.915	27.237	1'48.561	191,5	12:51'49.125
4	28.213	26.318	26.618	27.318	1'48.467	186,9	12:53'37.592
5	28.363	26.408	26.597	27.253	1'48.621	186,9	12:55'26.213
6	28.134	26.120	26.724	27.172	1'48.150	186,5	12:57'14.363
7	28.334	26.170	26.616	27.294	1'48.414	185,9	12:59'02.777
8	28.358	26.572	26.623	27.170	1'48.723	188,2	13:00'51.500

Race Time 14'38.346

RET 22 J. ROMERO (1'50.997)							
Lap	Seg.1	Seg.2	Seg.3	Seg.4	Lap Time	km/h	Local Time
1		29.004	28.066	27.445	2'02.741		12:48'15.895
2	29.238	27.436	27.731	27.656	1'52.061	190,8	12:50'07.956
3	28.692	26.917	27.411	27.977	1'50.997	190,5	12:51'58.953
4	29.375	27.462	27.838	27.987	1'52.662	184,3	12:53'51.615
5	29.056	27.182	27.700	27.755	1'51.693	182,4	12:55'43.308
6	29.281	27.324	27.757	27.898	1'52.260	182,1	12:57'35.568
7	28.845	27.118	27.786	28.195	1'51.944	183,4	12:59'27.512

Race Time 13'14.358

RET 33 O. NUNEZ ROLDAN (1'48.380)							
Lap	Seg.1	Seg.2	Seg.3	Seg.4	Lap Time	km/h	Local Time
1		27.945	27.187	27.051	1'59.433		12:48'12.587
2	28.716	26.539	26.702	27.075	1'49.032	192,5	12:50'01.619
3	28.488	26.814	26.593	27.196	1'49.091	195,7	12:51'50.710
4	28.381	26.395	26.710	26.894	1'48.380	187,5	12:53'39.090
5	28.565	26.470	26.452	26.963	1'48.450	194,6	12:55'27.540
6	28.221	26.452	26.845	26.862	1'48.380	188,8	12:57'15.920

Race Time 11'02.766

RET 47 M. CERVENKA (1'50.085)							
Lap	Seg.1	Seg.2	Seg.3	Seg.4	Lap Time	km/h	Local Time
1		28.385	27.575	27.488	2'01.401		12:48'14.555
2	28.533	26.595	27.578	27.379	1'50.085	195,3	12:50'04.640
3	56.112	29.880	31.482	55.812	2'53.286P	191,5	12:52'57.926

Race Time 6'44.772

07/08/2021 P = Pits In/Out - C = Lap Time Cancelled

These data/results cannot be reproduced, stored and/or transmitted in whole or in part by any manner of electronic, mechanical, photocopying, recording, broadcasting or otherwise now known or herein after developed without the previous express consent by the copyright owner, except for reproduction in daily press and regular printed publications on sale to the public within 60 days of the event related to those data/results and always provided that copyright symbol appears together as follows below.

© DORNA WSBK ORGANIZATION Srl 2021

