

## Tissot Czech Round, 6-8 August 2021

### Results Free Practice 2nd Session

1 / 2

No.	Rider	Nat	Team	Bike	Time	Gap	Rel.	Laps	Speed	
									Avg	Max
1	1 J. BUIS	NED	MTM Kawasaki	Kawasaki Ninja 400	<b>1'55.928</b>			15	130,798	<b>190,5</b>
2	54 B. SOFUOGLU	TUR	Biblion Yamaha Motoxrcing	Yamaha YZF-R3	<b>1'55.958</b>	0.030	0.030	15	130,765	<b>184,3</b>
3	69 T. BOOTH-AMOS	GBR	Fusport - Rt Motorsports by SKM Kawasaki	Kawasaki Ninja 400	<b>1'56.161</b>	0.233	0.203	12	130,536	<b>185,9</b>
4	53 P. SVOBODA	CZE	WRP Wepol Racing	Yamaha YZF-R3	<b>1'56.188</b>	0.260	0.027	15	130,506	<b>187,8</b>
5	10 U. ORRADRE	ESP	Yamaha MS Racing	Yamaha YZF-R3	<b>1'56.318</b>	0.390	0.130	14	130,360	<b>186,2</b>
6	52 O. KONIG	CZE	Movisio by MIE	Kawasaki Ninja 400	<b>1'56.439</b>	0.511	0.121	13	130,224	<b>187,2</b>
7	97 F. PALAZZI	ITA	ProGP Racing	Yamaha YZF-R3	<b>1'56.951</b>	1.023	0.512	14	129,654	<b>188,2</b>
8	64 H. DE CANCELLIS	FRA	Prodina Team WorldSSP300	Kawasaki Ninja 400	<b>1'57.134</b>	1.206	0.183	15	129,452	<b>190,1</b>
9	44 C. STANGE	GER	2R Racing	Kawasaki Ninja 400	<b>1'57.146</b>	1.218	0.012	15	129,438	<b>190,1</b>
10	80 G. MASTROLUCA	ITA	ProGP Racing	Yamaha YZF-R3	<b>1'57.275</b>	1.347	0.129	14	129,296	<b>184,0</b>
11	21 V. PEREZ SELFA	ESP	Machado CAME SBK	Yamaha YZF-R3	<b>1'57.295</b>	1.367	0.020	12	129,274	<b>182,1</b>
12	33 O. NUNEZ ROLDAN	ESP	SMW Racing	Kawasaki Ninja 400	<b>1'57.523</b>	1.595	0.228	14	129,023	<b>186,9</b>
13	73 J. PEREZ GONZALEZ	ESP	Accolade Smrz Racing	Kawasaki Ninja 400	<b>1'57.720</b>	1.792	0.197	14	128,807	<b>187,5</b>
14	2 A. CARRION	ESP	Kawasaki GP Project	Kawasaki Ninja 400	<b>1'58.130</b>	2.202	0.410	15	128,360	<b>192,2</b>
15	83 M. KAWAKAMI	BRA	AD78 Team Brasil by MS Racing	Yamaha YZF-R3	<b>1'58.263</b>	2.335	0.133	12	128,216	<b>183,4</b>
16	46 S. DI SORA	FRA	Leader Team Flembbo	Kawasaki Ninja 400	<b>1'58.281</b>	2.353	0.018	14	128,196	<b>189,5</b>
17	85 K. SABATUCCI	ITA	Vinales Racing Team	Yamaha YZF-R3	<b>1'58.338</b>	2.410	0.057	15	128,135	<b>187,8</b>
18	77 R. BIJMAN	NED	Machado CAME SBK	Yamaha YZF-R3	<b>1'58.411</b>	2.483	0.073	13	128,056	<b>187,5</b>
19	19 V. RODRIGUEZ NUNEZ	ESP	Accolade Smrz Racing	Kawasaki Ninja 400	<b>1'58.463</b>	2.535	0.052	14	127,999	<b>186,5</b>
20	93 M. GAGGI	ITA	Biblion Yamaha Motoxrcing	Yamaha YZF-R3	<b>1'58.569</b>	2.641	0.106	14	127,885	<b>186,5</b>
21	65 M. SZAMADO	HUN	Kawasaki GP Project	Kawasaki Ninja 400	<b>1'58.580</b>	2.652	0.011	14	127,873	<b>187,8</b>
22	59 A. ZANCA	ITA	Kawasaki GP Project	Kawasaki Ninja 400	<b>1'58.598</b>	2.670	0.018	15	127,854	<b>192,2</b>
23	87 T. KAWAKAMI	BRA	AD78 Team Brasil by MS Racing	Yamaha YZF-R3	<b>1'58.891</b>	2.963	0.293	12	127,539	<b>184,6</b>
24	17 K. MEUFFELS	NED	MTM Kawasaki	Kawasaki Ninja 400	<b>1'58.948</b>	3.020	0.057	14	127,478	<b>185,6</b>
25	11 A. CARRASCO	ESP	Kawasaki Provec WorldSSP300	Kawasaki Ninja 400	<b>1'59.002</b>	3.074	0.054	13	127,420	<b>188,2</b>
26	26 M. GENNAI	ITA	Team BRcorse	Yamaha YZF-R3	<b>1'59.076</b>	3.148	0.074	14	127,341	<b>186,5</b>
27	22 J. ROMERO	ARG	SMW Racing	Kawasaki Ninja 400	<b>1'59.135</b>	3.207	0.059	15	127,277	<b>184,6</b>
28	99 A. HUERTAS	ESP	MTM Kawasaki	Kawasaki Ninja 400	<b>1'59.295</b>	3.367	0.160	10	127,107	<b>196,4</b>
29	25 D. BERTA VINALES	ESP	Vinales Racing Team	Yamaha YZF-R3	<b>1'59.495</b>	3.567	0.200	15	126,894	<b>189,8</b>
30	48 T. BRIANTI	ITA	Prodina Team WorldSSP300	Kawasaki Ninja 400	<b>1'59.611</b>	3.683	0.116	15	126,771	<b>188,5</b>
31	61 Y. OKAYA	JPN	MTM Kawasaki	Kawasaki Ninja 400	<b>1'59.763</b>	3.835	0.152	15	126,610	<b>192,5</b>
32	20 D. LOUREIRO	RSA	Fusport - Rt Motorsports by SKM Kawasaki	Kawasaki Ninja 400	<b>1'59.921</b>	3.993	0.158	13	126,443	<b>184,9</b>
33	15 A. COPPOLA	ITA	Team Trasimeno	Yamaha YZF-R3	<b>2'00.344</b>	4.416	0.423	15	125,999	<b>186,5</b>
34	55 A. FRAPPOLA	ITA	Chiodo Moto Racing	Kawasaki Ninja 400	<b>2'00.452</b>	4.524	0.108	13	125,886	<b>179,7</b>
35	7 J. GIMBERT	FRA	OUTDO TPR Team Pedercini Racing	Kawasaki Ninja 400	<b>2'00.813</b>	4.885	0.361	9	125,510	<b>186,5</b>
36	23 S. MARKARIAN	FRA	Leader Team Flembbo	Kawasaki Ninja 400	<b>2'01.134</b>	5.206	0.321	13	125,177	<b>190,8</b>
37	43 H. KHOURI	AUS	Fusport - Rt Motorsports by SKM Kawasaki	Kawasaki Ninja 400	<b>2'01.137</b>	5.209	0.003	8	125,174	<b>187,2</b>
38	12 F. FEIGL	CZE	Genius Racing Team	Kawasaki Ninja 400	<b>2'01.181</b>	5.253	0.044	7	125,129	<b>178,8</b>
39	58 I. IGLESIAS	ESP	SMW Racing	Kawasaki Ninja 400	<b>2'01.558</b>	5.630	0.377	6	124,740	<b>184,0</b>
40	30 N. LISCI	ITA	Machado CAME SBK	Yamaha YZF-R3	<b>2'01.970</b>	6.042	0.412	11	124,319	<b>181,5</b>
----- Out 107% in this Session -----										
41	14 J. MCMANUS	IRL	Team#109 Kawasaki	Kawasaki Ninja 400	<b>2'05.079</b>	9.151	3.109	4	121,229	<b>181,5</b>
42	70 M. DUARTE	POR	Yamaha MS Racing	Yamaha YZF-R3	<b>2'06.680</b>	10.752	1.601	14	119,697	<b>181,8</b>
43	72 V. STEEMAN	NED	Freudenberg KTM WorldSSP Team	KTM RC 390 R				1		
44	47 M. CERVENKA	CZE	AC Racing	Kawasaki Ninja 400				0		

Qualifying Lap Time (107% of 1'55.928): 2'04.044

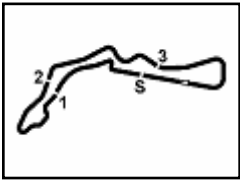
AIR	Humidity:	77%	Temp:	21°C
TRACK	Condition:	Wet	Temp:	28°C

Start 06/08/2021 16:00 End 16:32 The results are provisional until the end of the time limit for protests and appeals and the completion of the technical checks.

These data/results cannot be reproduced, stored and/or transmitted in whole or in part by any manner of electronic, mechanical, photocopying, recording, broadcasting or otherwise now known or herein after developed without the previous express consent by the copyright owner, except for reproduction in daily press and regular printed publications on sale to the public within 60 days of the event related to those data/results and always provided that copyright symbol appears together as follows below.

© DORNA WSBK ORGANIZATION Srl 2021





## Tissot Czech Round, 6-8 August 2021

### Results Free Practice 2nd Session

#### Session Highlights

Local Time	No. Rider	Description
16.00.00		Start
16.00.18		WET PRACTICE - LIGHTS ON
16.07.46	99 A. HUERTAS	Current Lap Cancelled - Exceeded Track Limits - Turn 1
16.09.51	2 A. CARRION	Current Lap Cancelled - Exceeded Track Limits - Turn 1
16.09.56	7 J. GIMBERT	Current Lap Cancelled - Exceeded Track Limits - Turn 1
16.10.18	21 V. PEREZ SELFA	Current Lap Cancelled - Exceeded Track Limits - Turn 1
16.11.21	14 J. MCMANUS	Crashed - Turn 2
16.12.43	69 T. BOOTH-AMOS	Current Lap Cancelled - Exceeded Track Limits - Turn 1
16.13.38	10 U. ORRADRE	Current Lap Cancelled - Exceeded Track Limits - Turn 1
16.14.35	58 I. IGLESIAS	Crashed - Turn 13
16.15.46	58 I. IGLESIAS	Bike not returning until the end of the session
16.16.23	21 V. PEREZ SELFA	Current Lap Cancelled - Exceeded Track Limits - Turn 1
16.17.48	87 T. KAWAKAMI	Current Lap Cancelled - Exceeded Track Limits - Turn 1
16.20.01	1 J. BUIS	Current Lap Cancelled - Exceeded Track Limits - Turn 1
16.20.19	30 N. LISCI	On the Gravel - Re-Joined - Turn 7
16.20.43	85 K. SABATUCCI	Current Lap Cancelled - Exceeded Track Limits - Turn 1
16.20.47	23 S. MARKARIAN	Current Lap Cancelled - Exceeded Track Limits - Turn 1
16.23.44	83 M. KAWAKAMI	Current Lap Cancelled - Exceeded Track Limits - Turn 1
16.25.22	97 F. PALAZZI	Current Lap Cancelled - Exceeded Track Limits - Turn 1
16.25.42	77 R. BIJMAN	Current Lap Cancelled - Exceeded Track Limits - Turn 1
16.26.23	85 K. SABATUCCI	Current Lap Cancelled - Exceeded Track Limits - Turn 1
16.26.27	19 V. RODRIGUEZ NUNEZ	Current Lap Cancelled - Exceeded Track Limits - Turn 1
16.27.47	73 J. PEREZ GONZALEZ	Current Lap Cancelled - Exceeded Track Limits - Turn 1
16.28.21	12 F. FEIGL	Current Lap Cancelled - Exceeded Track Limits - Turn 1
16.32.18		End Of Session

#### Fastest Laps Sequence

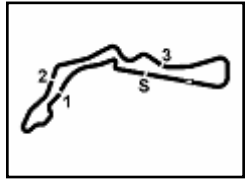
No.	Rider	Nat	Team	Bike	Local Time	Time	Gap	Avg
97	F. PALAZZI	ITA	ProGP Racing	Yamaha YZF-R3	16:04'24.380	<b>2'06.344</b>		120,015
1	J. BUIS	NED	MTM Kawasaki	Kawasaki Ninja 400	16:05'14.133	<b>2'04.997</b>	-1.347	121,309
54	B. SOFUOGLU	TUR	Biblion Yamaha Motoxrcing	Yamaha YZF-R3	16:06'59.314	<b>2'03.181</b>	-1.816	123,097
1	J. BUIS	NED	MTM Kawasaki	Kawasaki Ninja 400	16:07'16.288	<b>2'02.155</b>	-1.026	124,131
54	B. SOFUOGLU	TUR	Biblion Yamaha Motoxrcing	Yamaha YZF-R3	16:11'03.044	<b>2'01.529</b>	-0.626	124,770
54	B. SOFUOGLU	TUR	Biblion Yamaha Motoxrcing	Yamaha YZF-R3	16:13'03.466	<b>2'00.422</b>	-1.107	125,917
87	T. KAWAKAMI	BRA	AD78 Team Brasil by MS Racing	Yamaha YZF-R3	16:13'06.774	<b>2'00.211</b>	-0.211	126,138
87	T. KAWAKAMI	BRA	AD78 Team Brasil by MS Racing	Yamaha YZF-R3	16:15'05.936	<b>1'59.162</b>	-1.049	127,249
52	O. KONIG	CZE	Movisio by MIE	Kawasaki Ninja 400	16:16'19.194	<b>1'58.844</b>	-0.318	127,589
69	T. BOOTH-AMOS	GBR	Fusport - Rt Motorsports by SKM Kawasaki	Kawasaki Ninja 400	16:20'16.116	<b>1'58.645</b>	-0.199	127,803
52	O. KONIG	CZE	Movisio by MIE	Kawasaki Ninja 400	16:20'16.247	<b>1'57.419</b>	-1.226	129,138
52	O. KONIG	CZE	Movisio by MIE	Kawasaki Ninja 400	16:24'12.234	<b>1'56.809</b>	-0.610	129,812
69	T. BOOTH-AMOS	GBR	Fusport - Rt Motorsports by SKM Kawasaki	Kawasaki Ninja 400	16:26'08.473	<b>1'56.599</b>	-0.210	130,046
54	B. SOFUOGLU	TUR	Biblion Yamaha Motoxrcing	Yamaha YZF-R3	16:26'53.200	<b>1'56.468</b>	-0.131	130,192
69	T. BOOTH-AMOS	GBR	Fusport - Rt Motorsports by SKM Kawasaki	Kawasaki Ninja 400	16:28'04.634	<b>1'56.161</b>	-0.307	130,536
54	B. SOFUOGLU	TUR	Biblion Yamaha Motoxrcing	Yamaha YZF-R3	16:28'49.158	<b>1'55.958</b>	-0.203	130,765
1	J. BUIS	NED	MTM Kawasaki	Kawasaki Ninja 400	16:31'20.757	<b>1'55.928</b>	-0.030	130,798

Start 06/08/2021 16:00 End 16:32 The results are provisional until the end of the time limit for protests and appeals and the completion of the technical checks.

These data/results cannot be reproduced, stored and/or transmitted in whole or in part by any manner of electronic, mechanical, photocopying, recording, broadcasting or otherwise now known or herein after developed without the previous express consent by the copyright owner, except for reproduction in daily press and regular printed publications on sale to the public within 60 days of the event related to those data/results and always provided that copyright symbol appears together as follows below.

© DORNA WSBK ORGANIZATION Srl 2021





## Tissot Czech Round, 6-8 August 2021

### Free Practices Combined Results after FP2

Autodrom Most 4.212 m

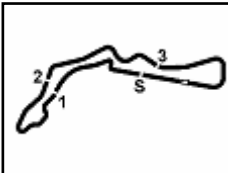
No. Rider	Nat Team	Bike	FP1	FP2	Time	Gap	Rel.	Avg	LL
1 72 V. STEEMAN	NED Freudenberg KTM WorldSSP Team	KTM RC 390 R	1'47.191		1'47.191			141,460	11
2 99 A. HUERTAS	ESP MTM Kawasaki	Kawasaki Ninja 400	1'47.661	1'59.295	1'47.661	0.470	0.470	140,842	23
3 73 J. PEREZ GONZALEZ	ESP Accolade Smrz Racing	Kawasaki Ninja 400	1'48.102	1'57.720	1'48.102	0.911	0.441	140,268	27
4 17 K. MEUFFELS	NED MTM Kawasaki	Kawasaki Ninja 400	1'48.250	1'58.948	1'48.250	1.059	0.148	140,076	26
5 52 O. KONIG	CZE Movisio by MIE	Kawasaki Ninja 400	1'48.323	1'56.439	1'48.323	1.132	0.073	139,981	24
6 46 S. DI SORA	FRA Leader Team Flembbo	Kawasaki Ninja 400	1'48.356	1'58.281	1'48.356	1.165	0.033	139,939	26
7 19 V. RODRIGUEZ NUNEZ	ESP Accolade Smrz Racing	Kawasaki Ninja 400	1'48.665	1'58.463	1'48.665	1.474	0.309	139,541	26
8 44 C. STANGE	GER 2R Racing	Kawasaki Ninja 400	1'48.865	1'57.146	1'48.865	1.674	0.200	139,284	23
9 54 B. SOFIOGLU	TUR Biblion Yamaha Motoxrcing	Yamaha YZF-R3	1'48.917	1'55.958	1'48.917	1.726	0.052	139,218	24
10 1 J. BUIS	NED MTM Kawasaki	Kawasaki Ninja 400	1'48.921	1'55.928	1'48.921	1.730	0.004	139,213	25
11 69 T. BOOTH-AMOS	GBR Fusport - Rt Motorsports by SKM Kawasaki	Kawasaki Ninja 400	1'49.073	1'56.161	1'49.073	1.882	0.152	139,019	24
12 2 A. CARRION	ESP Kawasaki GP Project	Kawasaki Ninja 400	1'49.092	1'58.130	1'49.092	1.901	0.019	138,995	27
13 26 M. GENNAI	ITA Team BRcorse	Yamaha YZF-R3	1'49.264	1'59.076	1'49.264	2.073	0.172	138,776	27
14 53 P. SVOBODA	CZE WRP Wepol Racing	Yamaha YZF-R3	1'49.267	1'56.188	1'49.267	2.076	0.003	138,772	24
15 61 Y. OKAYA	JPN MTM Kawasaki	Kawasaki Ninja 400	1'49.345	1'59.763	1'49.345	2.154	0.078	138,673	27
16 20 D. LOUREIRO	RSA Fusport - Rt Motorsports by SKM Kawasaki	Kawasaki Ninja 400	1'49.370	1'59.921	1'49.370	2.179	0.025	138,641	25
17 80 G. MASTROLUCA	ITA ProGP Racing	Yamaha YZF-R3	1'49.412	1'57.275	1'49.412	2.221	0.042	138,588	27
18 58 I. IGLESIAS	ESP SMW Racing	Kawasaki Ninja 400	1'49.420	2'01.558	1'49.420	2.229	0.008	138,578	17
19 77 R. BIJMAN	NED Machado CAME SBK	Yamaha YZF-R3	1'49.497	1'58.411	1'49.497	2.306	0.077	138,481	23
20 85 K. SABATUCCI	ITA Vinales Racing Team	Yamaha YZF-R3	1'49.598	1'58.338	1'49.598	2.407	0.101	138,353	26
21 21 V. PEREZ SELFA	ESP Machado CAME SBK	Yamaha YZF-R3	1'49.683	1'57.295	1'49.683	2.492	0.085	138,246	22
22 64 H. DE CANCELLIS	FRA Prodina Team WorldSSP300	Kawasaki Ninja 400	1'49.694	1'57.134	1'49.694	2.503	0.011	138,232	26
23 25 D. BERTA VINALES	ESP Vinales Racing Team	Yamaha YZF-R3	1'49.763	1'59.495	1'49.763	2.572	0.069	138,145	20
24 87 T. KAWAKAMI	BRA AD78 Team Brasil by MS Racing	Yamaha YZF-R3	1'49.840	1'58.891	1'49.840	2.649	0.077	138,048	21
25 15 A. COPPOLA	ITA Team Trasimeno	Yamaha YZF-R3	1'50.014	2'00.344	1'50.014	2.823	0.174	137,830	25
26 23 S. MARKARIAN	FRA Leader Team Flembbo	Kawasaki Ninja 400	1'50.034	2'01.134	1'50.034	2.843	0.020	137,805	24
27 65 M. SZAMADO	HUN Kawasaki GP Project	Kawasaki Ninja 400	1'50.096	1'58.580	1'50.096	2.905	0.062	137,727	25
28 48 T. BRIANTI	ITA Prodina Team WorldSSP300	Kawasaki Ninja 400	1'50.449	1'59.611	1'50.449	3.258	0.353	137,287	24
29 10 U. ORRADRE	ESP Yamaha MS Racing	Yamaha YZF-R3	1'50.623	1'56.318	1'50.623	3.432	0.174	137,071	22
30 33 O. NUNEZ ROLDAN	ESP SMW Racing	Kawasaki Ninja 400	1'50.642	1'57.523	1'50.642	3.451	0.019	137,047	23
31 7 J. GIMBERT	FRA OUTDO TPR Team Pedercini Racing	Kawasaki Ninja 400	1'50.645	2'00.813	1'50.645	3.454	0.003	137,044	18
32 43 H. KHOURI	AUS Fusport - Rt Motorsports by SKM Kawasaki	Kawasaki Ninja 400	1'50.691	2'01.137	1'50.691	3.500	0.046	136,987	20
33 47 M. CERVENKA	CZE AC Racing	Kawasaki Ninja 400	1'50.760		1'50.760	3.569	0.069	136,901	12
34 93 M. GAGGI	ITA Biblion Yamaha Motoxrcing	Yamaha YZF-R3	1'50.788	1'58.569	1'50.788	3.597	0.028	136,867	26
35 12 F. FEIGL	CZE Genius Racing Team	Kawasaki Ninja 400	1'50.801	2'01.181	1'50.801	3.610	0.013	136,851	17
36 11 A. CARRASCO	ESP Kawasaki Provec WorldSSP300	Kawasaki Ninja 400	1'50.962	1'59.002	1'50.962	3.771	0.161	136,652	22
37 83 M. KAWAKAMI	BRA AD78 Team Brasil by MS Racing	Yamaha YZF-R3	1'50.973	1'58.263	1'50.973	3.782	0.011	136,639	21
38 97 F. PALAZZI	ITA ProGP Racing	Yamaha YZF-R3	1'51.029	1'56.951	1'51.029	3.838	0.056	136,570	25
39 55 A. FRAPPOLA	ITA Chiodo Moto Racing	Kawasaki Ninja 400	1'51.715	2'00.452	1'51.715	4.524	0.686	135,731	24
40 59 A. ZANCA	ITA Kawasaki GP Project	Kawasaki Ninja 400	1'51.752	1'58.598	1'51.752	4.561	0.037	135,686	27
41 14 J. MCMANUS	IRL Team#109 Kawasaki	Kawasaki Ninja 400	1'51.888	2'05.079	1'51.888	4.697	0.136	135,521	8
42 22 J. ROMERO	ARG SMW Racing	Kawasaki Ninja 400	1'52.842	1'59.135	1'52.842	5.651	0.954	134,375	26
43 70 M. DUARTE	POR Yamaha MS Racing	Yamaha YZF-R3	1'54.839	2'06.680	1'54.839	7.648	1.997	132,039	24
44 30 N. LISCI	ITA Machado CAME SBK	Yamaha YZF-R3	1'54.890	2'01.970	1'54.890	7.699	0.051	131,980	21

06/08/2021

These data/results cannot be reproduced, stored and/or transmitted in whole or in part by any manner of electronic, mechanical, photocopying, recording, broadcasting or otherwise now known or herein after developed without the previous express consent by the copyright owner, except for reproduction in daily press and regular printed publications on sale to the public within 60 days of the event related to those data/results and always provided that copyright symbol appears together as follows below.

© DORNA WSBK ORGANIZATION Srl 2021





Autodrom Most 4.212 m

1 / 2

## Tissot Czech Round, 6-8 August 2021

### Best Sectors & Speed Free Practice 2nd Session

#### BEST LAP

1	1 J. BUIS	Kawasaki Ninja 400	1'55.928
2	54 B. SOFUOGLU	Yamaha YZF-R3	1'55.958
3	69 T. BOOTH-AMOS	Kawasaki Ninja 400	1'56.161
4	53 P. SVOBODA	Yamaha YZF-R3	1'56.188
5	10 U. ORRADRE	Yamaha YZF-R3	1'56.318
6	52 O. KONIG	Kawasaki Ninja 400	1'56.439
7	97 F. PALAZZI	Yamaha YZF-R3	1'56.951
8	64 H. DE CANCELLIS	Kawasaki Ninja 400	1'57.134
9	44 C. STANGE	Kawasaki Ninja 400	1'57.146
10	80 G. MASTROLUCA	Yamaha YZF-R3	1'57.275
11	21 V. PEREZ SELFA	Yamaha YZF-R3	1'57.295
12	33 O. NUNEZ ROLDAN	Kawasaki Ninja 400	1'57.523
13	73 J. PEREZ GONZALEZ	Kawasaki Ninja 400	1'57.720
14	2 A. CARRION	Kawasaki Ninja 400	1'58.130
15	83 M. KAWAKAMI	Yamaha YZF-R3	1'58.263
16	46 S. DI SORA	Kawasaki Ninja 400	1'58.281
17	85 K. SABATUCCI	Yamaha YZF-R3	1'58.338
18	77 R. BIJMAN	Yamaha YZF-R3	1'58.411
19	19 V. RODRIGUEZ NUNEZ	Kawasaki Ninja 400	1'58.463
20	93 M. GAGGI	Yamaha YZF-R3	1'58.569
21	65 M. SZAMADO	Kawasaki Ninja 400	1'58.580
22	59 A. ZANCA	Kawasaki Ninja 400	1'58.598
23	87 T. KAWAKAMI	Yamaha YZF-R3	1'58.891
24	17 K. MEUFFELS	Kawasaki Ninja 400	1'58.948
25	11 A. CARRASCO	Kawasaki Ninja 400	1'59.002
26	26 M. GENNAI	Yamaha YZF-R3	1'59.076
27	22 J. ROMERO	Kawasaki Ninja 400	1'59.135
28	99 A. HUERTAS	Kawasaki Ninja 400	1'59.295
29	25 D. BERTA VINALES	Yamaha YZF-R3	1'59.495
30	48 T. BRIANTI	Kawasaki Ninja 400	1'59.611
31	61 Y. OKAYA	Kawasaki Ninja 400	1'59.763
32	20 D. LOUREIRO	Kawasaki Ninja 400	1'59.921
33	15 A. COPPOLA	Yamaha YZF-R3	2'00.344
34	55 A. FRAPPOLA	Kawasaki Ninja 400	2'00.452
35	7 J. GIMBERT	Kawasaki Ninja 400	2'00.813
36	23 S. MARKARIAN	Kawasaki Ninja 400	2'01.134
37	43 H. KHOURI	Kawasaki Ninja 400	2'01.137
38	12 F. FEIGL	Kawasaki Ninja 400	2'01.181
39	58 I. IGLESIAS	Kawasaki Ninja 400	2'01.558
40	30 N. LISCI	Yamaha YZF-R3	2'01.970
41	14 J. MCMANUS	Kawasaki Ninja 400	2'05.079
42	70 M. DUARTE	Yamaha YZF-R3	2'06.680
43	47 M. CERVENKA	Kawasaki Ninja 400	
44	72 V. STEEMAN	KTM RC 390 R	

#### SPEED

1	99 A. HUERTAS	Kawasaki Ninja 400	196,4
2	61 Y. OKAYA	Kawasaki Ninja 400	192,5
3	2 A. CARRION	Kawasaki Ninja 400	192,2
4	59 A. ZANCA	Kawasaki Ninja 400	192,2
5	23 S. MARKARIAN	Kawasaki Ninja 400	190,8
6	1 J. BUIS	Kawasaki Ninja 400	190,5
7	64 H. DE CANCELLIS	Kawasaki Ninja 400	190,1
8	44 C. STANGE	Kawasaki Ninja 400	190,1
9	25 D. BERTA VINALES	Yamaha YZF-R3	189,8
10	46 S. DI SORA	Kawasaki Ninja 400	189,5
11	48 T. BRIANTI	Kawasaki Ninja 400	188,5
12	11 A. CARRASCO	Kawasaki Ninja 400	188,2
13	97 F. PALAZZI	Yamaha YZF-R3	188,2
14	85 K. SABATUCCI	Yamaha YZF-R3	187,8
15	53 P. SVOBODA	Yamaha YZF-R3	187,8
16	65 M. SZAMADO	Kawasaki Ninja 400	187,8
17	73 J. PEREZ GONZALEZ	Kawasaki Ninja 400	187,5
18	77 R. BIJMAN	Yamaha YZF-R3	187,5
19	43 H. KHOURI	Kawasaki Ninja 400	187,2
20	52 O. KONIG	Kawasaki Ninja 400	187,2
21	33 O. NUNEZ ROLDAN	Kawasaki Ninja 400	186,9
22	93 M. GAGGI	Yamaha YZF-R3	186,5
23	15 A. COPPOLA	Yamaha YZF-R3	186,5
24	7 J. GIMBERT	Kawasaki Ninja 400	186,5
25	26 M. GENNAI	Yamaha YZF-R3	186,5
26	19 V. RODRIGUEZ NUNEZ	Kawasaki Ninja 400	186,5
27	10 U. ORRADRE	Yamaha YZF-R3	186,2
28	69 T. BOOTH-AMOS	Kawasaki Ninja 400	185,9
29	17 K. MEUFFELS	Kawasaki Ninja 400	185,6
30	20 D. LOUREIRO	Kawasaki Ninja 400	184,9
31	22 J. ROMERO	Kawasaki Ninja 400	184,6
32	87 T. KAWAKAMI	Yamaha YZF-R3	184,6
33	54 B. SOFUOGLU	Yamaha YZF-R3	184,3
34	58 I. IGLESIAS	Kawasaki Ninja 400	184,0
35	80 G. MASTROLUCA	Yamaha YZF-R3	184,0
36	83 M. KAWAKAMI	Yamaha YZF-R3	183,4
37	21 V. PEREZ SELFA	Yamaha YZF-R3	182,1
38	70 M. DUARTE	Yamaha YZF-R3	181,8
39	14 J. MCMANUS	Kawasaki Ninja 400	181,5
40	30 N. LISCI	Yamaha YZF-R3	181,5
41	55 A. FRAPPOLA	Kawasaki Ninja 400	179,7
42	12 F. FEIGL	Kawasaki Ninja 400	178,8

06/08/2021

These data/results cannot be reproduced, stored and/or transmitted in whole or in part by any manner of electronic, mechanical, photocopying, recording, broadcasting or otherwise now known or herein after developed without the previous express consent by the copyright owner, except for reproduction in daily press and regular printed publications on sale to the public within 60 days of the event related to those data/results and always provided that copyright symbol appears together as follows below.

© DORNA WSBK ORGANIZATION Srl 2021



Official Fuel Supplier

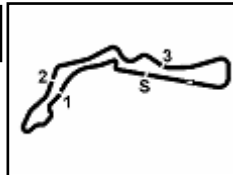


FICR PERUGIA TIMING

Official Tyre Supplier



Official Timekeeper



## Tissot Czech Round, 6-8 August 2021

### Best Sectors & Speed Free Practice 2nd Session

Autodrom Most 4.212 m

2 / 2

SEG. 1			SEG. 2			SEG. 3			SEG. 4						
1	10	U. ORRADRE	29.254	1	52	O. KONIG	28.250	1	53	P. SVOBODA	29.237	1	1	J. BUIS	28.502
2	54	B. SOFUOGLU	29.463	2	53	P. SVOBODA	28.304	2	54	B. SOFUOGLU	29.263	2	69	T. BOOTH-AMOS	28.508
3	1	J. BUIS	29.497	3	10	U. ORRADRE	28.334	3	69	T. BOOTH-AMOS	29.301	3	53	P. SVOBODA	28.582
4	44	C. STANGE	29.609	4	54	B. SOFUOGLU	28.347	4	52	O. KONIG	29.438	4	54	B. SOFUOGLU	28.714
5	52	O. KONIG	29.616	5	1	J. BUIS	28.385	5	21	V. PEREZ SELFA	29.478	5	17	K. MEUFFELS	28.814
6	46	S. DI SORA	29.625	6	69	T. BOOTH-AMOS	28.434	6	10	U. ORRADRE	29.530	6	93	M. GAGGI	28.820
7	85	K. SABATUCCI	29.670	7	64	H. DE CANCELLIS	28.483	7	97	F. PALAZZI	29.531	7	77	R. BIJMAN	28.829
8	26	M. GENNAI	29.675	8	97	F. PALAZZI	28.632	8	1	J. BUIS	29.544	8	64	H. DE CANCELLIS	28.832
9	59	A. ZANCA	29.675	9	44	C. STANGE	28.646	9	73	J. PEREZ GONZALEZ	29.547	9	80	G. MASTROLUCA	28.885
10	97	F. PALAZZI	29.701	10	73	J. PEREZ GONZALEZ	28.662	10	80	G. MASTROLUCA	29.696	10	52	O. KONIG	28.924
11	69	T. BOOTH-AMOS	29.760	11	80	G. MASTROLUCA	28.694	11	33	O. NUNEZ ROLDAN	29.804	11	21	V. PEREZ SELFA	28.924
12	33	O. NUNEZ ROLDAN	29.813	12	33	O. NUNEZ ROLDAN	28.753	12	64	H. DE CANCELLIS	29.813	12	10	U. ORRADRE	28.948
13	80	G. MASTROLUCA	29.836	13	2	A. CARRION	28.781	13	44	C. STANGE	29.837	13	44	C. STANGE	28.955
14	64	H. DE CANCELLIS	29.837	14	77	R. BIJMAN	28.801	14	87	T. KAWAKAMI	29.874	14	33	O. NUNEZ ROLDAN	28.992
15	61	Y. OKAYA	29.878	15	19	V. RODRIGUEZ NUNEZ	28.804	15	83	M. KAWAKAMI	29.982	15	46	S. DI SORA	29.043
16	22	J. ROMERO	29.893	16	83	M. KAWAKAMI	28.813	16	19	V. RODRIGUEZ NUNEZ	29.997	16	97	F. PALAZZI	29.084
17	87	T. KAWAKAMI	29.939	17	21	V. PEREZ SELFA	28.816	17	93	M. GAGGI	30.005	17	73	J. PEREZ GONZALEZ	29.109
18	2	A. CARRION	29.945	18	59	A. ZANCA	28.850	18	2	A. CARRION	30.070	18	25	D. BERTA VINALES	29.149
19	73	J. PEREZ GONZALEZ	29.949	19	46	S. DI SORA	28.916	19	59	A. ZANCA	30.108	19	2	A. CARRION	29.170
20	11	A. CARRASCO	29.975	20	17	K. MEUFFELS	28.988	20	99	A. HUERTAS	30.140	20	26	M. GENNAI	29.172
21	20	D. LOUREIRO	30.025	21	65	M. SZAMADO	29.004	21	65	M. SZAMADO	30.172	21	83	M. KAWAKAMI	29.217
22	65	M. SZAMADO	30.064	22	26	M. GENNAI	29.020	22	22	J. ROMERO	30.233	22	19	V. RODRIGUEZ NUNEZ	29.224
23	53	P. SVOBODA	30.065	23	85	K. SABATUCCI	29.097	23	17	K. MEUFFELS	30.273	23	22	J. ROMERO	29.225
24	21	V. PEREZ SELFA	30.077	24	22	J. ROMERO	29.121	24	55	A. FRAPPOLA	30.288	24	85	K. SABATUCCI	29.230
25	48	T. BRIANTI	30.081	25	20	D. LOUREIRO	29.127	25	61	Y. OKAYA	30.338	25	11	A. CARRASCO	29.264
26	99	A. HUERTAS	30.212	26	87	T. KAWAKAMI	29.178	26	85	K. SABATUCCI	30.341	26	65	M. SZAMADO	29.340
27	83	M. KAWAKAMI	30.248	27	11	A. CARRASCO	29.225	27	20	D. LOUREIRO	30.380	27	59	A. ZANCA	29.402
28	19	V. RODRIGUEZ NUNEZ	30.263	28	99	A. HUERTAS	29.250	28	77	R. BIJMAN	30.406	28	48	T. BRIANTI	29.414
29	77	R. BIJMAN	30.375	29	93	M. GAGGI	29.266	29	46	S. DI SORA	30.409	29	30	N. LISCI	29.494
30	25	D. BERTA VINALES	30.376	30	15	A. COPPOLA	29.273	30	25	D. BERTA VINALES	30.429	30	87	T. KAWAKAMI	29.513
31	15	A. COPPOLA	30.393	31	48	T. BRIANTI	29.274	31	11	A. CARRASCO	30.533	31	15	A. COPPOLA	29.527
32	93	M. GAGGI	30.400	32	58	I. IGLESIAS	29.458	32	7	J. GIMBERT	30.629	32	72	V. STEEMAN	29.532
33	17	K. MEUFFELS	30.444	33	12	F. FEIGL	29.487	33	72	V. STEEMAN	30.643	33	99	A. HUERTAS	29.543
34	12	F. FEIGL	30.528	34	61	Y. OKAYA	29.498	34	58	I. IGLESIAS	30.681	34	61	Y. OKAYA	29.658
35	55	A. FRAPPOLA	30.572	35	43	H. KHOURI	29.531	35	23	S. MARKARIAN	30.717	35	23	S. MARKARIAN	29.673
36	43	H. KHOURI	30.615	36	25	D. BERTA VINALES	29.541	36	30	N. LISCI	30.732	36	7	J. GIMBERT	29.708
37	23	S. MARKARIAN	30.769	37	55	A. FRAPPOLA	29.669	37	15	A. COPPOLA	30.761	37	43	H. KHOURI	29.781
38	7	J. GIMBERT	30.802	38	7	J. GIMBERT	29.669	38	48	T. BRIANTI	30.842	38	55	A. FRAPPOLA	29.867
39	58	I. IGLESIAS	31.055	39	30	N. LISCI	29.961	39	26	M. GENNAI	30.909	39	20	D. LOUREIRO	29.895
40	30	N. LISCI	31.259	40	23	S. MARKARIAN	29.975	40	12	F. FEIGL	30.960	40	12	F. FEIGL	30.176
41	14	J. MCMANUS	31.283	41	72	V. STEEMAN	30.265	41	43	H. KHOURI	31.023	41	58	I. IGLESIAS	30.194
42	70	M. DUARTE	31.866	42	14	J. MCMANUS	30.462	42	14	J. MCMANUS	31.951	42	14	J. MCMANUS	30.931
				43	70	M. DUARTE	31.103	43	70	M. DUARTE	32.349	43	70	M. DUARTE	31.017

06/08/2021

These data/results cannot be reproduced, stored and/or transmitted in whole or in part by any manner of electronic, mechanical, photocopying, recording, broadcasting or otherwise now known or herein after developed without the previous express consent by the copyright owner, except for reproduction in daily press and regular printed publications on sale to the public within 60 days of the event related to those data/results and always provided that copyright symbol appears together as follows below.

© DORNA WSBK ORGANIZATION Srl 2021



Official Fuel Supplier

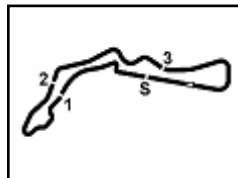


FICR PERUGIA TIMING

Official Tyre Supplier



Official Timekeeper



## Tissot Czech Round, 6-8 August 2021

### Ideal Times Free Practice 2nd Session

Autodrom Most 4.212 m  
1 / 2

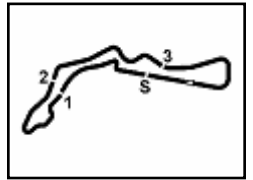
No.	Rider	Nat	Bike	Seg. 1 Diff. 1	Seg. 2 Diff. 2	Seg. 3 Diff. 3	Seg. 4 Diff. 4	Ideal Time Best Lap	Pos.	Diff.
1	54 B. SOFUOGLU	TUR	Yamaha YZF-R3	29.463	28.347 +0.109	29.263	28.714 +0.062	1'55.787 1'55.958	2	0.171
2	1 J. BUIS	NED	Kawasaki Ninja 400	29.497	28.385	29.544	28.502	1'55.928 1'55.928	1	
3	69 T. BOOTH-AMOS	GBR	Kawasaki Ninja 400	29.760	28.434	29.301 +0.008	28.508 +0.150	1'56.003 1'56.161	3	0.158
4	10 U. ORRADRE	ESP	Yamaha YZF-R3	29.254 +0.252	28.334	29.530	28.948	1'56.066 1'56.318	5	0.252
5	53 P. SVOBODA	CZE	Yamaha YZF-R3	30.065	28.304	29.237	28.582	1'56.188 1'56.188	4	
6	52 O. KONIG	CZE	Kawasaki Ninja 400	29.616	28.250	29.438	28.924 +0.211	1'56.228 1'56.439	6	0.211
7	97 F. PALAZZI	ITA	Yamaha YZF-R3	29.701 +0.003	28.632	29.531	29.084	1'56.948 1'56.951	7	0.003
8	64 H. DE CANCELLIS	FRA	Kawasaki Ninja 400	29.837	28.483	29.813 +0.169	28.832	1'56.965 1'57.134	8	0.169
9	44 C. STANGE	GER	Kawasaki Ninja 400	29.609 +0.044	28.646	29.837	28.955 +0.055	1'57.047 1'57.146	9	0.099
10	80 G. MASTROLUCA	ITA	Yamaha YZF-R3	29.836 +0.100	28.694	29.696	28.885 +0.064	1'57.111 1'57.275	10	0.164
11	73 J. PEREZ GONZALEZ	ESP	Kawasaki Ninja 400	29.949 +0.030	28.662 +0.423	29.547	29.109	1'57.267 1'57.720	13	0.453
12	21 V. PEREZ SELFA	ESP	Yamaha YZF-R3	30.077	28.816	29.478	28.924	1'57.295 1'57.295	11	
13	33 O. NUNEZ ROLDAN	ESP	Kawasaki Ninja 400	29.813	28.753	29.804 +0.161	28.992	1'57.362 1'57.523	12	0.161
14	2 A. CARRION	ESP	Kawasaki Ninja 400	29.945 +0.084	28.781 +0.067	30.070	29.170 +0.013	1'57.966 1'58.130	14	0.164
15	46 S. DI SORA	FRA	Kawasaki Ninja 400	29.625 +0.053	28.916	30.409 +0.036	29.043 +0.199	1'57.993 1'58.281	16	0.288
16	59 A. ZANCA	ITA	Kawasaki Ninja 400	29.675 +0.373	28.850	30.108	29.402 +0.190	1'58.035 1'58.598	22	0.563
17	83 M. KAWAKAMI	BRA	Yamaha YZF-R3	30.248	28.813 +0.003	29.982	29.217	1'58.260 1'58.263	15	0.003
18	19 V. RODRIGUEZ NUNEZ	ESP	Kawasaki Ninja 400	30.263 +0.175	28.804	29.997	29.224	1'58.288 1'58.463	19	0.175
19	85 K. SABATUCCI	ITA	Yamaha YZF-R3	29.670	29.097	30.341	29.230	1'58.338 1'58.338	17	
20	77 R. BIJMAN	NED	Yamaha YZF-R3	30.375	28.801	30.406	28.829	1'58.411 1'58.411	18	
21	22 J. ROMERO	ARG	Kawasaki Ninja 400	29.893 +0.127	29.121	30.233 +0.078	29.225 +0.458	1'58.472 1'59.135	27	0.663
22	93 M. GAGGI	ITA	Yamaha YZF-R3	30.400 +0.078	29.266	30.005	28.820	1'58.491 1'58.569	20	0.078
23	87 T. KAWAKAMI	BRA	Yamaha YZF-R3	29.939	29.178	29.874 +0.098	29.513 +0.289	1'58.504 1'58.891	23	0.387
24	17 K. MEUFFELS	NED	Kawasaki Ninja 400	30.444 +0.429	28.988	30.273	28.814	1'58.519 1'58.948	24	0.429
25	65 M. SZAMADO	HUN	Kawasaki Ninja 400	30.064	29.004	30.172	29.340	1'58.580 1'58.580	21	
26	26 M. GENNAI	ITA	Yamaha YZF-R3	29.675 +0.300	29.020	30.909	29.172	1'58.776 1'59.076	26	0.300
27	11 A. CARRASCO	ESP	Kawasaki Ninja 400	29.975	29.225 +0.005	30.533	29.264	1'58.997 1'59.002	25	0.005
28	99 A. HUERTAS	ESP	Kawasaki Ninja 400	30.212	29.250	30.140	29.543 +0.150	1'59.145 1'59.295	28	0.150
29	61 Y. OKAYA	JPN	Kawasaki Ninja 400	29.878	29.498 +0.209	30.338 +0.047	29.658 +0.135	1'59.372 1'59.763	31	0.391
30	20 D. LOUREIRO	RSA	Kawasaki Ninja 400	30.025	29.127 +0.494	30.380	29.895	1'59.427 1'59.921	32	0.494
31	25 D. BERTA VINALES	ESP	Yamaha YZF-R3	30.376	29.541	30.429	29.149	1'59.495 1'59.495	29	
32	48 T. BRIANTI	ITA	Kawasaki Ninja 400	30.081	29.274	30.842	29.414	1'59.611 1'59.611	30	
33	15 A. COPPOLA	ITA	Yamaha YZF-R3	30.393 +0.108	29.273	30.761	29.527 +0.282	1'59.954 2'00.344	33	0.390

06/08/2021

These data/results cannot be reproduced, stored and/or transmitted in whole or in part by any manner of electronic, mechanical, photocopying, recording, broadcasting or otherwise now known or herein after developed without the previous express consent by the copyright owner, except for reproduction in daily press and regular printed publications on sale to the public within 60 days of the event related to those data/results and always provided that copyright symbol appears together as follows below.

© DORNA WSBK ORGANIZATION Srl 2021




 Autodrom Most 4.212 m  
**2 / 2**

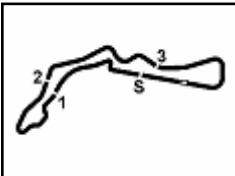
## Tissot Czech Round, 6-8 August 2021

### Ideal Times Free Practice 2nd Session

No.	Rider	Nat	Bike	Seg. 1	Seg. 2	Seg. 3	Seg. 4	Ideal Time		
				Diff. 1	Diff. 2	Diff. 3	Diff. 4	Best Lap	Pos.	Diff.
34	<b>55 A. FRAPPOLA</b>	ITA	Kawasaki Ninja 400	30.572	29.669 +0.047	30.288	29.867 +0.009	<b>2'00.396</b>	34	0.056
35	<b>7 J. GIMBERT</b>	FRA	Kawasaki Ninja 400	30.802 +0.005	29.669	30.629	29.708	<b>2'00.808</b>	35	0.005
36	<b>43 H. KHOURI</b>	AUS	Kawasaki Ninja 400	30.615 +0.187	29.531	31.023	29.781	<b>2'00.950</b>	37	0.187
37	<b>23 S. MARKARIAN</b>	FRA	Kawasaki Ninja 400	30.769	29.975	30.717	29.673	<b>2'01.134</b>	36	
38	<b>12 F. FEIGL</b>	CZE	Kawasaki Ninja 400	30.528	29.487	30.960 +0.030	30.176	<b>2'01.151</b>	38	0.030
39	<b>58 I. IGLESIAS</b>	ESP	Kawasaki Ninja 400	31.055	29.458 +0.170	30.681	30.194	<b>2'01.388</b>	39	0.170
40	<b>30 N. LISCI</b>	ITA	Yamaha YZF-R3	31.259	29.961	30.732 +0.169	29.494 +0.355	<b>2'01.446</b>	40	0.524
41	<b>14 J. MCMANUS</b>	IRL	Kawasaki Ninja 400	31.283 +0.289	30.462 +0.053	31.951 +0.110	30.931	<b>2'04.627</b>	41	0.452
42	<b>70 M. DUARTE</b>	POR	Yamaha YZF-R3	31.866 +0.022	31.103	32.349 +0.321	31.017 +0.002	<b>2'06.335</b>	42	0.345
	<b>47 M. CERVENKA</b>	CZE	Kawasaki Ninja 400							
	<b>72 V. STEEMAN</b>	NED	KTM RC 390 R							
<b>Overall Ideal Time</b>				29.254	28.250	29.237	28.502	<b>1'55.243</b>		

06/08/2021  
 These data/results cannot be reproduced, stored and/or transmitted in whole or in part by any manner of electronic, mechanical, photocopying, recording, broadcasting or otherwise now known or herein after developed without the previous express consent by the copyright owner, except for reproduction in daily press and regular printed publications on sale to the public within 60 days of the event related to those data/results and always provided that copyright symbol appears together as follows below.  
 © DORNA WSBK ORGANIZATION Srl 2021





Autodrom Most 4.212 m

### Tissot Czech Round, 6-8 August 2021 Chronological Analysis Free Practice 2nd Session

1 / 6

1° 1 J. BUIS (1'55.928)							
Lap	Seg.1	Seg.2	Seg.3	Seg.4	Lap Time	km/h	Local Time
1							16:00'45.574
2	46.863	32.973	32.593	31.133	2'23.562P		16:03'09.136
3	31.521	30.029	32.570	30.877	2'04.997	185,9	16:05'14.133
4	30.785	29.870	31.225	30.275	2'02.155	185,6	16:07'16.288
5	31.529	29.722	31.401	30.445	2'03.097	189,8	16:09'19.385
6	30.948	30.443	31.018	29.845	2'02.254	<b>190,5</b>	16:11'21.639
7	30.536	29.469	31.136	30.029	2'01.170	188,5	16:13'22.809
8	30.570	29.421	30.769	29.594	2'00.354	186,5	16:15'23.163
9	30.315	28.945	30.487	29.809	1'59.556	186,5	16:17'22.719
10	30.195	28.954	30.472	29.458	1'59.079	184,9	16:19'21.798
11	35.933	30.398	32.142	29.692	2'08.165C	185,9	16:21'29.963
12	29.909	29.383	30.852	29.341	1'59.485	186,5	16:23'29.448
13	29.760	29.029	30.395	29.208	1'58.392	186,9	16:25'27.840
14	30.208	28.983	30.237	28.992	1'58.420	187,2	16:27'26.260
15	29.859	29.187	30.378	29.145	1'58.569	186,9	16:29'24.829
16	<b>29.497</b>	<b>28.385</b>	<b>29.544</b>	<b>28.502</b>	<b>1'55.928</b>	186,5	16:31'20.757

2° 54 B. SOFUOGLU (1'55.958)							
Lap	Seg.1	Seg.2	Seg.3	Seg.4	Lap Time	km/h	Local Time
1							16:00'09.295
2	59.547	31.918	34.444	32.424	2'38.333P		16:02'47.628
3	31.875	32.534	32.792	31.304	2'08.505	182,1	16:04'56.133
4	30.857	30.606	31.642	30.076	2'03.181	177,6	16:06'59.314
5	30.626	30.016	31.227	30.332	2'02.201	<b>184,3</b>	16:09'01.515
6	30.648	30.018	30.831	30.032	2'01.529	178,8	16:11'03.044
7	30.492	29.576	30.595	29.759	2'00.422	178,5	16:13'03.466
8	30.384	29.726	30.809	29.686	2'00.605	178,8	16:15'04.071
9	30.388	29.170	30.265	29.685	1'59.508	179,4	16:17'03.579
10	30.241	29.335	30.132	29.311	1'59.019	179,4	16:19'02.598
11	30.070	29.512	30.228	29.262	1'59.072	180,6	16:21'01.670
12	29.792	28.744	30.011	29.114	1'57.661	180,3	16:22'59.331
13	29.881	28.617	29.767	29.136	1'57.401	180,0	16:24'56.732
14	29.767	28.409	29.578	<b>28.714</b>	1'56.468	180,0	16:26'53.200
15	<b>29.463</b>	28.456	<b>29.263</b>	28.776	<b>1'55.958</b>	181,5	16:28'49.158
16	30.002	<b>28.347</b>	29.331	28.932	1'56.612	182,4	16:30'45.770

3° 69 T. BOOTH-AMOS (1'56.161)							
Lap	Seg.1	Seg.2	Seg.3	Seg.4	Lap Time	km/h	Local Time
1							16:05'49.461
2	45.857	32.568	33.108	30.994	2'22.527P		16:08'11.988
3	31.339	29.998	31.606	30.305	2'03.248	182,1	16:10'15.236
4	31.434	29.611	31.092	30.014	2'02.151	183,7	16:12'17.387
5	29.784	30.114	30.912	29.819	2'00.629C	183,1	16:14'18.016
6	30.637	29.385	30.499	29.638	2'00.159	182,7	16:16'18.175
7	30.602	29.028	30.179	29.487	1'59.296	183,7	16:18'17.471
8	30.305	29.057	30.023	29.260	1'58.645	183,4	16:20'16.116
9	30.111	29.039	29.893	29.112	1'58.155	184,0	16:22'14.271
10	30.031	28.983	29.862	28.727	1'57.603	183,7	16:24'11.874
11	29.872	28.652	29.567	<b>28.508</b>	1'56.599	184,9	16:26'08.473
12	<b>29.760</b>	<b>28.434</b>	29.309	28.658	<b>1'56.161</b>	<b>185,9</b>	16:28'04.634
13	29.967	28.571	<b>29.301</b>	28.518	1'56.357	185,6	16:30'00.991

4° 53 P. SVOBODA (1'56.188)							
Lap	Seg.1	Seg.2	Seg.3	Seg.4	Lap Time	km/h	Local Time
1							16:00'15.454
2	54.958	34.310	34.473	32.617	2'36.358P		16:02'51.812
3	32.528	31.713	34.849	32.225	2'11.315	181,5	16:05'03.127
4	32.580	31.300	33.293	31.408	2'08.581	186,9	16:07'11.708
5	31.455	30.408	32.791	30.977	2'05.631	185,2	16:09'17.339
6	31.637	30.658	31.995	30.254	2'04.544	187,2	16:11'21.883
7	31.820	30.711	31.966	30.511	2'05.008	185,9	16:13'26.891

8	31.316	30.436	31.177	30.020	2'02.949	<b>187,8</b>	16:15'29.840
9	30.420	29.299	30.836	29.689	2'00.244	186,2	16:17'30.084
10	30.691	29.147	30.366	29.090	1'59.294	186,5	16:19'29.378
11	30.325	29.001	30.344	29.158	1'58.828	185,2	16:21'28.206
12	31.353	29.645	30.160	28.985	2'00.143	182,1	16:23'28.349
13	30.557	28.754	30.070	28.728	1'58.109	182,1	16:25'26.458
14	30.347	28.711	29.841	28.670	1'57.569	181,8	16:27'24.027
15	30.414	28.522	29.813	28.835	1'57.584	183,7	16:29'21.611
16	<b>30.065</b>	<b>28.304</b>	<b>29.237</b>	<b>28.582</b>	<b>1'56.188</b>	181,2	16:31'17.799

5° 10 U. ORRADRE (1'56.318)							
Lap	Seg.1	Seg.2	Seg.3	Seg.4	Lap Time	km/h	Local Time
1							16:02'34.249
2	32.201	31.386	33.064	31.043	2'07.694	179,7	16:04'41.943
3	31.904	30.871	32.472	30.826	2'06.073	182,1	16:06'48.016
4	31.947	30.294	31.671	30.510	2'04.422	181,2	16:08'52.438
5	31.364	29.723	31.146	30.121	2'02.354	182,1	16:10'54.792
6	30.958	29.872	31.034	30.042	2'01.906	183,1	16:12'56.698
7	36.269	34.136	31.326	29.756	2'11.487C	183,1	16:15'08.185
8	30.717	29.423	30.271	29.384	1'59.795	185,2	16:17'07.980
9	30.438	29.067	30.208	29.611	1'59.324	185,9	16:19'07.304
10	30.762	29.227	30.569	29.641	2'00.199	<b>186,2</b>	16:21'07.503
11	37.842	29.276	30.329	29.575	2'07.022	185,2	16:23'14.525
12	30.466	28.746	30.144	29.228	1'58.584	185,2	16:25'13.109
13	29.770	28.379	29.731	29.145	1'57.025	184,0	16:27'10.134
14	29.506	<b>28.334</b>	<b>29.530</b>	<b>28.948</b>	<b>1'56.318</b>	184,0	16:29'06.452
15	<b>29.254</b>	28.426	31.717	49.491	2'18.888P	184,6	16:31'25.340

6° 52 O. KONIG (1'56.439)							
Lap	Seg.1	Seg.2	Seg.3	Seg.4	Lap Time	km/h	Local Time
1							16:00'44.399
2	47.273	33.131	32.543	31.548	2'24.495P		16:03'08.894
3	31.461	30.229	32.919	31.542	2'06.151	180,6	16:05'15.045
4	30.953	30.213	31.149	30.018	2'02.333	182,1	16:07'17.378
5	30.735	30.498	31.170	42.176	2'14.579P	184,0	16:09'31.957
6	3'17.772	29.719	31.131	29.771	4'48.393P		16:14'20.350
7	30.305	28.908	30.026	29.605	1'58.844	181,8	16:16'19.194
8	30.209	28.755	30.548	30.122	1'59.634	183,4	16:18'18.828
9	29.828	28.550	29.852	29.189	1'57.419	184,0	16:20'16.247
10	29.880	29.330	30.246	29.722	1'59.178	<b>187,2</b>	16:22'15.425
11	29.772	28.388	29.725	<b>28.924</b>	1'56.809	184,6	16:24'12.234
12	29.832	28.971	30.372	29.521	1'58.696	186,9	16:26'10.930
13	<b>29.616</b>	<b>28.250</b>	<b>29.438</b>	29.135	<b>1'56.439</b>	183,4	16:28'07.369
14	29.668	28.715	29.586	29.429	1'57.398	183,7	16:30'04.767

7° 97 F. PALAZZI (1'56.951)							
Lap	Seg.1	Seg.2	Seg.3	Seg.4	Lap Time	km/h	Local Time
1							16:02'18.036
2	31.404	30.857	32.671	31.412	2'06.344	176,2	16:04'24.380
3	31.120	30.321	32.345	31.212	2'04.998	177,0	16:06'29.378
4	32.301	34.451	32.655	30.893	2'10.300	178,2	16:08'39.678
5	30.630	29.640	31.954	30.639	2'02.863	181,5	16:10'42.541
6	32.129	29.798	31.561	30.640	2'04.128	181,8	16:12'46.669
7	30.446	29.443	30.614	30.213	2'00.716	179,4	16:14'47.385
8	30.336	29.333	30.662	30.209	2'00.540	180,6	16:16'47.925
9	30.232	29.146	30.320	30.001	1'59.699	180,9	16:18'47.624
10	30.145	29.011	30.389	29.429	1'58.974	181,2	16:20'46.598
11	29.923	29.328	31.479	30.062	2'00.792	183,1	16:22'47.390
12	30.040	30.124	31.157	29.974	2'01.295	<b>188,2</b>	16:24'48.685
13	34.684	29.852	30.607	29.391	2'04.534C	185,2	16:26'53.219
14	29.704	<b>28.632</b>	<b>29.531</b>	<b>29.084</b>	<b>1'56.951</b>	182,7	16:28'50.170
15	<b>29.701</b>	29.427	30.232	29.396	1'58.756	185,6	16:30'48.926

06/08/2021 P = Pits In/Out - C = Lap Time Cancelled

These data/results cannot be reproduced, stored and/or transmitted in whole or in part by any manner of electronic, mechanical, photocopying, recording, broadcasting or otherwise now known or herein after developed without the previous express consent by the copyright owner, except for reproduction in daily press and regular printed publications on sale to the public within 60 days of the event related to those data/results and always provided that copyright symbol appears together as follows below.

© DORNA WSBK ORGANIZATION Srl 2021



Official Fuel Supplier



FKR PERUGIA TIMING

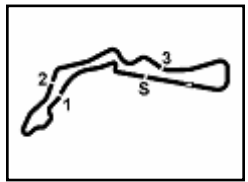
Official Tyre Supplier



SWISS WATCHES SINCE 1853

Official Timekeeper





## Tissot Czech Round, 6-8 August 2021

### Chronological Analysis Free Practice 2nd Session

Autodrom Most 4.212 m

2 / 6

**8° 64 H. DE CANCELLIS (1'57.134)**

Lap	Seg.1	Seg.2	Seg.3	Seg.4	Lap Time	km/h	Local Time
1							15:59'48.136
2	1'04.434	42.452	39.424	34.458	3'00.768P		16:02'48.904
3	33.821	33.922	35.182	32.641	2'15.566	180,6	16:05'04.470
4	32.420	32.421	33.646	30.996	2'09.483	183,7	16:07'13.953
5	31.724	30.883	32.708	30.407	2'05.722	188,2	16:09'19.675
6	32.011	30.578	32.341	30.080	2'05.010	<b>190,1</b>	16:11'24.685
7	30.927	30.084	31.396	30.083	2'02.490	187,8	16:13'27.175
8	30.898	30.364	31.260	30.000	2'02.522	189,8	16:15'29.697
9	31.211	29.699	30.773	29.592	2'01.275	180,6	16:17'30.972
10	30.537	29.177	30.554	29.376	1'59.644	183,7	16:19'30.616
11	30.382	28.972	30.514	29.467	1'59.335	183,4	16:21'29.951
12	30.534	28.899	30.788	29.372	1'59.593	182,7	16:23'29.544
13	30.092	28.855	30.278	28.937	1'58.162	189,8	16:25'27.706
14	30.268	28.703	29.938	28.882	1'57.791	182,7	16:27'25.497
15	30.129	28.643	<b>29.813</b>	29.004	1'57.589	181,5	16:29'23.086
16	<b>29.837</b>	<b>28.483</b>	29.982	<b>28.832</b>	<b>1'57.134</b>	183,7	16:31'20.220

6	31.490	30.009	30.524	30.006	2'02.029	180,0	16:13'52.101
7	30.817	29.719	30.931	30.198	2'01.665	<b>182,1</b>	16:15'53.766
8	34.817	31.467	32.243	48.078	2'26.605CP	179,1	16:18'20.371
9	2'26.742	31.447	31.028	29.611	3'58.828P		16:22'19.199
10	30.689	29.329	30.155	29.439	1'59.612	180,3	16:24'18.811
11	30.401	29.348	32.066	29.479	2'01.294	180,6	16:26'20.105
12	30.455	29.357	29.682	29.164	1'58.658	181,5	16:28'18.763
13	<b>30.077</b>	<b>28.816</b>	<b>29.478</b>	<b>28.924</b>	<b>1'57.295</b>	180,6	16:30'16.058

**12° 33 O. NUNEZ ROLDAN (1'57.523)**

Lap	Seg.1	Seg.2	Seg.3	Seg.4	Lap Time	km/h	Local Time
1							16:00'09.988
2	1'00.164	35.096	34.265	31.775	2'41.300P		16:02'51.288
3	33.309	32.046	34.500	31.765	2'11.620	178,2	16:05'02.908
4	31.760	30.493	31.332	30.233	2'03.818	182,1	16:07'06.726
5	31.558	30.778	31.498	30.315	2'04.149	183,7	16:09'10.875
6	31.268	29.904	30.829	30.399	2'02.400	180,6	16:11'13.275
7	31.126	31.297	31.210	29.944	2'03.577	179,7	16:13'16.852
8	30.617	29.610	30.315	29.943	2'00.485	181,5	16:15'17.337
9	34.899	30.383	31.555	29.710	2'06.547	180,0	16:17'23.884
10	30.371	29.241	30.165	29.264	1'59.041	182,4	16:19'22.925
11	30.451	29.047	<b>29.804</b>	29.307	1'58.609	179,4	16:21'21.534
12	29.942	28.938	29.916	29.135	1'57.931	184,3	16:23'19.465
13	<b>29.813</b>	<b>28.753</b>	29.965	<b>28.992</b>	<b>1'57.523</b>	184,6	16:25'16.988
14	29.955	29.570	29.835	29.168	1'58.528	<b>186,9</b>	16:27'15.516
15	30.076	29.114	31.345	45.475	2'16.010P	184,6	16:29'31.526

**9° 44 C. STANGE (1'57.146)**

Lap	Seg.1	Seg.2	Seg.3	Seg.4	Lap Time	km/h	Local Time
1							16:00'40.044
2	51.086	34.496	33.856	32.396	2'31.834P		16:03'11.878
3	32.352	31.689	33.042	31.664	2'08.747	178,8	16:05'20.625
4	31.743	31.017	32.233	31.212	2'06.205	183,7	16:07'26.830
5	31.304	30.402	32.023	30.783	2'04.512	183,7	16:09'31.342
6	31.102	30.642	31.787	30.472	2'04.003	182,7	16:11'35.345
7	30.589	29.761	31.323	30.126	2'01.799	184,3	16:13'37.144
8	31.511	30.090	31.598	30.235	2'03.434	186,9	16:15'40.578
9	30.292	29.441	30.867	29.738	2'00.338	184,0	16:17'40.916
10	30.133	29.287	30.867	29.739	2'00.026	188,5	16:19'40.942
11	30.217	29.217	30.547	29.326	1'59.307	185,6	16:21'40.249
12	30.280	29.152	30.625	29.368	1'59.425	<b>190,1</b>	16:23'39.674
13	30.101	28.814	30.075	<b>28.955</b>	1'57.945	184,3	16:25'37.619
14	29.696	28.854	30.252	28.980	1'57.782	184,9	16:27'35.401
15	<b>29.609</b>	29.190	30.032	29.104	1'57.935	184,0	16:29'33.336
16	29.653	<b>28.646</b>	<b>29.837</b>	29.010	<b>1'57.146</b>	184,3	16:31'30.482

**13° 73 J. PEREZ GONZALEZ (1'57.720)**

Lap	Seg.1	Seg.2	Seg.3	Seg.4	Lap Time	km/h	Local Time
1							15:59'57.443
2	57.182	39.267	38.608	34.277	2'49.334P		16:02'46.777
3	34.277	33.504	35.428	32.910	2'16.119	178,2	16:05'02.896
4	33.256	31.728	33.066	31.300	2'09.350	181,8	16:07'12.246
5	31.770	30.317	32.247	30.522	2'04.856	186,2	16:09'17.102
6	31.887	30.452	31.518	30.299	2'04.156	<b>187,5</b>	16:11'21.258
7	31.358	29.665	30.935	30.007	2'01.965	181,2	16:13'23.223
8	30.749	29.550	30.422	29.612	2'00.333	184,0	16:15'23.556
9	30.490	28.936	30.514	29.402	1'59.342	186,5	16:17'22.898
10	30.436	28.906	30.219	29.559	1'59.120	184,3	16:19'22.018
11	30.453	28.925	29.985	29.669	1'59.032	185,2	16:21'21.050
12	30.073	<b>28.662</b>	29.714	29.405	1'57.854	180,0	16:23'18.904
13	<b>29.949</b>	29.067	29.558	29.321	1'57.895	180,9	16:25'16.799
14	29.979	29.085	<b>29.547</b>	<b>29.109</b>	<b>1'57.720</b>	181,2	16:27'14.519
15	34.578	31.266	33.628	47.584	2'27.056CP	179,4	16:29'41.575

**10° 80 G. MASTROLUCA (1'57.275)**

Lap	Seg.1	Seg.2	Seg.3	Seg.4	Lap Time	km/h	Local Time
1		36.016	36.370	33.341			16:02'30.045
2	32.730	33.217	33.587	31.790	2'11.324	173,6	16:04'41.369
3	31.844	31.862	32.891	31.212	2'07.809	175,6	16:06'49.178
4	31.835	30.802	32.111	30.727	2'05.475	179,1	16:08'54.653
5	31.332	30.564	31.711	30.791	2'04.398	177,0	16:10'59.051
6	31.384	30.805	32.053	30.696	2'04.938	177,3	16:13'03.989
7	30.703	30.266	30.821	30.007	2'01.797	<b>184,0</b>	16:15'05.786
8	30.703	29.790	30.371	29.549	2'00.413	179,4	16:17'06.199
9	31.107	29.410	30.565	29.697	2'00.779	<b>184,0</b>	16:19'06.978
10	30.678	29.356	30.325	29.757	2'00.116	179,1	16:21'07.094
11	30.391	29.143	30.386	29.436	1'59.356	180,3	16:23'06.450
12	30.167	29.355	30.175	29.270	1'58.967	180,3	16:25'05.417
13	30.032	28.914	29.736	29.099	1'57.781	179,7	16:27'03.198
14	29.936	<b>28.694</b>	<b>29.696</b>	28.949	<b>1'57.275</b>	180,0	16:29'00.473
15	<b>29.836</b>	28.969	29.767	<b>28.885</b>	1'57.457	180,9	16:30'57.930

**14° 2 A. CARRION (1'58.130)**

Lap	Seg.1	Seg.2	Seg.3	Seg.4	Lap Time	km/h	Local Time
1							16:00'09.978
2	59.865	35.806	35.560	33.564	2'44.795P		16:02'54.773
3	34.235	32.314	34.110	31.989	2'12.648	179,4	16:05'07.421
4	32.691	31.235	32.856	30.980	2'07.762	186,5	16:07'15.183
5	31.868	30.895	32.182	31.214	2'06.159	188,5	16:09'21.342
6	35.862	31.017	32.476	31.487	2'10.842C	186,5	16:11'32.184
7	32.081	30.615	31.930	30.694	2'05.320	188,5	16:13'37.504
8	31.717	30.451	31.411	30.278	2'03.857	191,2	16:15'41.361
9	31.165	30.173	31.264	31.047	2'03.649	188,8	16:17'45.010
10	30.731	29.704	31.481	30.557	2'02.473	186,5	16:19'47.483
11	30.659	29.965	31.285	30.476	2'02.385	186,2	16:21'49.868
12	30.443	29.135	30.879	29.792	2'00.249	186,9	16:23'50.117
13	29.983	29.087	30.257	29.363	1'58.690	188,5	16:25'48.807
14	30.031	29.510	30.084	<b>29.170</b>	1'58.795	191,5	16:27'47.602
15	<b>29.945</b>	<b>28.781</b>	30.675	29.711	1'59.112	190,5	16:29'46.714
16	30.029	28.848	<b>30.070</b>	29.183	<b>1'58.130</b>	<b>192,2</b>	16:31'44.844

**11° 21 V. PEREZ SELFA (1'57.295)**

Lap	Seg.1	Seg.2	Seg.3	Seg.4	Lap Time	km/h	Local Time
1							16:02'52.048
2	57.683	35.899	36.789	32.586	2'42.957P		16:05'35.005
3	33.251	30.805	31.637	30.643	2'06.336	176,2	16:07'41.341
4	32.054	30.172	31.105	30.295	2'03.626	180,3	16:09'44.967
5	33.880	30.292	30.763	30.170	2'05.105C	179,1	16:11'50.072

06/08/2021 P = Pits In/Out - C = Lap Time Cancelled

These data/results cannot be reproduced, stored and/or transmitted in whole or in part by any manner of electronic, mechanical, photocopying, recording, broadcasting or otherwise now known or herein after developed without the previous express consent by the copyright owner, except for reproduction in daily press and regular printed publications on sale to the public within 60 days of the event related to those data/results and always provided that copyright symbol appears together as follows below.

© DORNA WSBK ORGANIZATION Srl 2021



Official Fuel Supplier

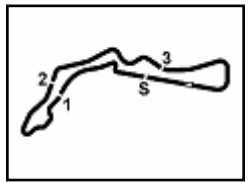


FKR PERUGIA TIMING

Official Tyre Supplier



Official Timekeeper



## Tissot Czech Round, 6-8 August 2021

### Chronological Analysis Free Practice 2nd Session

Autodrom Most 4.212 m

3 / 6

15° 83 M. KAWAKAMI (1'58.263)							
Lap	Seg.1	Seg.2	Seg.3	Seg.4	Lap Time	km/h	Local Time
1							15:59'50.039
2	1'06.649	37.308	37.490	33.473	2'54.920P		16:02'44.959
3	34.106	33.651	33.777	31.849	2'13.383	179,4	16:04'58.342
4	32.027	31.730	32.528	31.719	2'08.004	179,4	16:07'06.346
5	31.852	31.275	32.243	31.246	2'06.616	177,6	16:09'12.962
6	31.283	30.209	31.284	30.418	2'03.194	181,5	16:11'16.156
7	31.480	29.772	30.807	30.011	2'02.070	180,9	16:13'18.226
8	30.932	29.332	30.647	29.788	2'00.699	179,4	16:15'18.925
9	30.753	29.533	30.562	29.933	2'00.781	180,0	16:17'19.706
10	30.799	29.105	31.207	32.894	2'04.005	177,6	16:19'23.711
11	30.656	<b>28.813</b>	30.189	29.442	1'59.100	<b>183,4</b>	16:21'22.811
12	<b>30.248</b>	28.816	<b>29.982</b>	<b>29.217</b>	<b>1'58.263</b>	182,1	16:23'21.074
13	32.268	31.303	31.821	46.483	2'21.875CP	182,4	16:25'42.949

8	30.586	29.826	31.281	30.232	2'01.925	<b>187,5</b>	16:17'25.417
9	31.896	32.555	32.377	50.998	2'27.826P	184,0	16:19'53.243
10	1'41.309	30.989	32.085	30.244	3'14.627P		16:23'07.870
11	30.604	29.520	30.877	29.753	2'00.754	180,6	16:25'08.624
12	35.367	29.306	31.498	29.896	2'06.067C	177,0	16:27'14.691
13	30.867	29.591	31.996	35.036	2'07.490	179,7	16:29'22.181
14	<b>30.375</b>	<b>28.801</b>	<b>30.406</b>	<b>28.829</b>	<b>1'58.411</b>	184,3	16:31'20.592

16° 46 S. DI SORA (1'58.281)							
Lap	Seg.1	Seg.2	Seg.3	Seg.4	Lap Time	km/h	Local Time
1							16:00'16.798
2	57.256	36.691	36.598	34.069	2'44.614P		16:03'01.412
3	33.526	33.393	34.684	32.306	2'13.909	180,3	16:05'15.321
4	32.326	32.282	33.571	32.302	2'10.481	185,9	16:07'25.802
5	32.274	31.691	33.605	31.690	2'09.260	181,8	16:09'35.062
6	31.606	31.369	33.020	31.279	2'07.274	185,9	16:11'42.336
7	31.975	30.915	32.887	31.543	2'07.320	184,6	16:13'49.656
8	30.963	30.693	32.227	30.506	2'04.389	186,2	16:15'54.045
9	31.104	30.270	31.833	30.829	2'04.036	183,1	16:17'58.081
10	31.104	29.830	31.084	29.841	2'01.859	180,3	16:19'59.940
11	30.638	29.522	31.287	29.441	2'00.888	185,2	16:22'00.828
12	29.864	29.279	31.033	29.479	1'59.655	<b>189,5</b>	16:24'00.483
13	29.896	29.426	<b>30.409</b>	29.194	1'58.925	185,6	16:25'59.408
14	29.678	<b>28.916</b>	30.445	29.242	<b>1'58.281</b>	185,2	16:27'57.689
15	<b>29.625</b>	29.154	30.704	<b>29.043</b>	1'58.526	186,5	16:29'56.215

19° 19 V. RODRIGUEZ NUNEZ (1'58.463)							
Lap	Seg.1	Seg.2	Seg.3	Seg.4	Lap Time	km/h	Local Time
1							16:00'24.667
2	52.475	34.632	37.374	32.855	2'37.336P		16:03'02.003
3	32.969	32.391	33.404	32.135	2'10.899	180,9	16:05'12.902
4	32.060	31.122	32.268	31.191	2'06.641	179,7	16:07'19.543
5	31.445	30.967	32.175	30.848	2'05.435	181,8	16:09'24.978
6	31.807	30.689	32.426	30.638	2'05.560	<b>186,5</b>	16:11'30.538
7	31.139	30.032	31.283	30.300	2'02.754	181,2	16:13'33.292
8	31.117	29.737	31.272	30.123	2'02.249	181,5	16:15'35.541
9	30.848	29.553	31.038	29.668	2'01.107	184,6	16:17'36.648
10	30.687	29.698	31.008	29.596	2'00.989	185,9	16:19'37.637
11	30.312	29.384	30.518	29.661	1'59.875	184,9	16:21'37.512
12	32.305	36.989	34.897	43.074	2'27.265P	184,0	16:24'04.777
13	2'13.460	36.238	31.163	31.102	3'51.963CP		16:27'56.740
14	<b>30.263</b>	29.212	30.532	29.452	1'59.459	184,0	16:29'56.199
15	30.438	<b>28.804</b>	<b>29.997</b>	<b>29.224</b>	<b>1'58.463</b>	183,4	16:31'54.662

17° 85 K. SABATUCCI (1'58.338)							
Lap	Seg.1	Seg.2	Seg.3	Seg.4	Lap Time	km/h	Local Time
1							15:59'49.870
2	1'03.343	39.318	37.236	33.608	2'53.505P		16:02'43.375
3	33.719	34.077	34.510	32.956	2'15.262	177,0	16:04'58.637
4	32.093	31.804	32.484	31.315	2'07.696	184,0	16:07'06.333
5	31.287	32.275	32.976	35.503	2'12.041	179,4	16:09'18.374
6	31.233	30.959	31.565	30.115	2'03.872	183,4	16:11'22.246
7	31.533	30.368	31.803	30.543	2'04.247	<b>187,8</b>	16:13'26.493
8	31.140	32.614	32.182	30.177	2'06.113	181,2	16:15'32.606
9	30.811	30.343	30.997	29.888	2'02.039	186,2	16:17'34.645
10	30.368	29.868	31.057	29.963	2'01.256	183,1	16:19'35.901
11	33.521	30.446	32.039	29.725	2'05.731C	183,4	16:21'41.632
12	30.349	29.757	31.029	29.541	2'00.676	184,9	16:23'42.308
13	30.312	29.614	30.770	29.541	2'00.237	186,5	16:25'42.545
14	32.882	29.784	30.494	29.439	2'02.599C	181,8	16:27'45.144
15	30.070	29.324	33.637	31.089	2'04.120	183,4	16:29'49.264
16	<b>29.670</b>	<b>29.097</b>	<b>30.341</b>	<b>29.230</b>	<b>1'58.338</b>	182,7	16:31'47.602

20° 93 M. GAGGI (1'58.569)							
Lap	Seg.1	Seg.2	Seg.3	Seg.4	Lap Time	km/h	Local Time
1							16:02'46.349
2	34.722	34.587	35.508	33.418	2'18.235	176,8	16:05'04.584
3	33.258	33.646	33.890	32.081	2'12.875	181,8	16:07'17.459
4	32.280	31.905	32.993	31.383	2'08.561	184,0	16:09'26.020
5	31.844	31.610	32.357	30.774	2'06.585	182,7	16:11'32.605
6	31.935	31.322	31.816	30.431	2'05.504	185,2	16:13'38.109
7	31.562	30.643	32.065	30.476	2'04.746	<b>186,5</b>	16:15'42.855
8	31.391	30.771	31.809	30.419	2'04.390	183,1	16:17'47.245
9	30.876	30.715	31.212	30.263	2'03.066	182,7	16:19'50.311
10	30.995	30.481	31.377	29.668	2'02.521	181,8	16:21'52.832
11	30.684	30.217	31.299	29.861	2'02.061	<b>186,5</b>	16:23'54.893
12	30.611	29.937	30.829	29.663	2'01.040	182,7	16:25'55.933
13	30.416	29.445	30.489	29.635	1'59.985	182,4	16:27'55.918
14	<b>30.400</b>	29.711	30.917	29.400	2'00.428	181,5	16:29'56.346
15	30.478	<b>29.266</b>	<b>30.005</b>	<b>28.820</b>	<b>1'58.569</b>	<b>186,5</b>	16:31'54.915

18° 77 R. BIJMAN (1'58.411)							
Lap	Seg.1	Seg.2	Seg.3	Seg.4	Lap Time	km/h	Local Time
1							16:02'08.718
2	57.785	33.330	35.482	32.616	2'39.213P		16:04'47.931
3	33.148	31.546	33.303	31.740	2'09.737	176,8	16:06'57.668
4	32.509	31.018	33.372	31.436	2'08.335	177,3	16:09'06.003
5	31.669	31.298	32.698	32.723	2'08.388	181,2	16:11'14.391
6	32.550	31.125	32.510	30.060	2'06.245	179,4	16:13'20.636
7	31.004	30.099	31.633	30.120	2'02.856	185,2	16:15'23.492

21° 65 M. SZAMADO (1'58.580)							
Lap	Seg.1	Seg.2	Seg.3	Seg.4	Lap Time	km/h	Local Time
1							16:00'10.668
2	1'01.402	36.395	39.627	34.524	2'51.948P		16:03'02.616
3	33.210	33.345	35.870	32.541	2'14.966	181,8	16:05'17.582
4	32.025	32.132	33.901	31.848	2'09.906	181,8	16:07'27.488
5	31.673	31.409	32.645	31.554	2'07.281	184,9	16:09'34.769
6	31.446	31.220	33.130	31.665	2'07.461	181,8	16:11'42.230
7	32.382	30.942	32.659	31.185	2'07.168	181,8	16:13'49.398
8	31.033	30.464	31.938	30.959	2'04.394	182,4	16:15'53.792
9	31.862	30.122	31.871	30.472	2'04.327	179,4	16:17'58.119
10	30.613	29.471	31.116	30.107	2'01.307	184,3	16:19'59.426
11	30.657	29.396	31.171	29.940	2'01.164	184,3	16:22'00.590
12	30.635	29.161	30.802	29.632	2'00.230	184,0	16:24'00.820
13	30.230	29.200	30.414	29.347	1'59.191	<b>187,8</b>	16:26'00.011
14	<b>30.064</b>	<b>29.004</b>	<b>30.172</b>	<b>29.340</b>	<b>1'58.580</b>	<b>187,8</b>	16:27'58.591
15	39.401	29.968	30.602	29.567	2'09.538	186,2	16:30'08.129

06/08/2021 P = Pits In/Out - C = Lap Time Cancelled

These data/results cannot be reproduced, stored and/or transmitted in whole or in part by any manner of electronic, mechanical, photocopying, recording, broadcasting or otherwise now known or herein after developed without the previous express consent by the copyright owner, except for reproduction in daily press and regular printed publications on sale to the public within 60 days of the event related to those data/results and always provided that copyright symbol appears together as follows below.

© DORNA WSBK ORGANIZATION Srl 2021



### Tissot Czech Round, 6-8 August 2021

#### Chronological Analysis Free Practice 2nd Session

Autodrom Most 4.212 m

4 / 6

22° 59 A. ZANCA (1'58.598)							
Lap	Seg.1	Seg.2	Seg.3	Seg.4	Lap Time	km/h	Local Time
1							16:00'01.004
2	59.448	36.220	36.802	33.732	2'46.202P		16:02'47.206
3	34.254	32.967	35.204	32.478	2'14.903	180,0	16:05'02.109
4	32.078	31.559	32.658	31.402	2'07.697	183,1	16:07'09.806
5	32.082	31.058	32.942	30.881	2'06.963	184,6	16:09'16.769
6	32.214	32.206	31.872	30.477	2'06.769	186,9	16:11'23.538
7	31.577	30.214	31.525	30.586	2'03.902	186,5	16:13'27.440
8	31.401	31.060	31.762	30.125	2'04.348	189,5	16:15'31.788
9	31.609	30.589	31.052	29.962	2'03.212	187,2	16:17'35.000
10	30.539	29.826	30.977	30.011	2'01.353	187,8	16:19'36.353
11	31.520	33.776	31.183	30.196	2'06.675	188,2	16:21'43.028
12	30.787	29.885	34.114	32.890	2'07.676	187,8	16:23'50.770
13	30.268	29.438	30.650	29.710	2'00.066	187,2	16:25'50.704
14	30.513	29.246	30.307	29.402	1'59.468	188,2	16:27'50.238
15	30.048	28.850	30.108	29.592	1'58.598	188,8	16:29'48.836
16	29.675	28.931	30.497	29.646	1'58.749	192,2	16:31'47.585

9	30.943	30.102	32.041	30.239	2'03.325	182,4	16:20'44.632
10	30.896	29.913	31.585	30.107	2'02.501	183,4	16:22'47.133
11	30.730	29.940	31.522	29.837	2'02.029	184,6	16:24'49.162
12	30.537	29.394	31.125	29.779	2'00.835	187,5	16:26'49.997
13	30.260	29.225	30.614	29.434	1'59.533	185,2	16:28'49.530
14	29.975	29.230	30.533	29.264	1'59.002	188,2	16:30'48.532

23° 87 T. KAWAKAMI (1'58.891)							
Lap	Seg.1	Seg.2	Seg.3	Seg.4	Lap Time	km/h	Local Time
1							15:59'59.057
2	57.156	36.594	36.569	33.111	2'43.430P		16:02'42.487
3	32.246	32.594	33.880	31.944	2'10.664	175,0	16:04'53.151
4	31.594	31.210	32.338	30.872	2'06.014	177,9	16:06'59.165
5	31.110	31.597	32.231	30.831	2'05.769	177,6	16:09'04.934
6	30.779	29.889	30.767	30.194	2'01.629	179,4	16:11'06.563
7	30.591	29.501	30.409	29.710	2'00.211	180,0	16:13'06.774
8	30.393	29.206	30.050	29.513	1'59.162	180,6	16:15'05.936
9	30.575	29.250	29.874	29.901	1'59.600	184,6	16:17'05.536
10	35.103	30.184	30.574	29.800	2'05.661C	180,9	16:19'11.197
11	30.245	29.462	29.991	29.600	1'59.298	181,8	16:21'10.495
12	29.939	29.178	29.972	29.802	1'58.891	181,5	16:23'09.386
13	31.082	30.772	32.719	44.783	2'19.356P	183,1	16:25'28.742

26° 26 M. GENNAI (1'59.076)							
Lap	Seg.1	Seg.2	Seg.3	Seg.4	Lap Time	km/h	Local Time
1		37.998	39.346	35.975			16:02'44.004
2	34.338	35.221	36.201	32.836	2'18.596	184,0	16:05'02.600
3	33.483	32.862	35.171	31.796	2'13.312	183,7	16:07'15.912
4	31.972	32.166	33.310	31.305	2'08.753	184,3	16:09'24.665
5	31.601	31.122	33.109	30.421	2'06.253	184,6	16:11'30.918
6	30.988	30.757	32.178	30.357	2'04.280	185,2	16:13'35.198
7	30.940	30.138	31.969	30.134	2'03.181	184,0	16:15'38.379
8	30.866	29.979	31.743	29.803	2'02.391	184,3	16:17'40.770
9	30.785	29.604	31.614	29.799	2'01.802	183,7	16:19'42.572
10	31.098	29.695	31.931	29.792	2'02.516	185,2	16:21'45.088
11	30.613	29.456	31.796	29.722	2'01.587	185,2	16:23'46.675
12	30.089	29.696	30.925	29.561	2'00.271		16:25'46.946
13	30.323	29.431	30.909	29.211	1'59.874	184,3	16:27'46.820
14	29.675	29.396	31.051	29.415	1'59.537	186,5	16:29'46.357
15	29.975	29.020	30.909	29.172	1'59.076	184,3	16:31'45.433

24° 17 K. MEUFFELS (1'58.948)							
Lap	Seg.1	Seg.2	Seg.3	Seg.4	Lap Time	km/h	Local Time
1							16:00'55.326
2	52.395	36.102	36.951	33.747	2'39.195P		16:03'34.521
3	34.268	33.991	35.168	32.753	2'16.180	180,9	16:05'50.701
4	33.470	32.622	34.233	32.351	2'12.676	182,7	16:08'03.377
5	32.726	32.075	34.247	31.961	2'11.009	182,4	16:10'14.386
6	32.798	31.455	32.804	31.095	2'08.152	183,1	16:12'22.538
7	31.910	30.794	32.658	30.815	2'06.177	184,0	16:14'28.715
8	31.613	31.328	32.395	30.523	2'05.859	185,2	16:16'34.574
9	31.630	30.288	32.069	30.294	2'04.281	184,0	16:18'38.855
10	31.307	30.132	31.993	29.925	2'03.357	184,9	16:20'42.212
11	30.927	31.634	31.545	29.822	2'03.928	184,9	16:22'46.140
12	31.042	30.062	31.336	29.690	2'02.130	184,9	16:24'48.270
13	30.619	29.617	30.970	29.509	2'00.715	184,9	16:26'48.985
14	30.444	29.280	30.634	29.097	1'59.455	184,0	16:28'48.440
15	30.873	28.988	30.273	28.814	1'58.948	185,6	16:30'47.388

27° 22 J. ROMERO (1'59.135)							
Lap	Seg.1	Seg.2	Seg.3	Seg.4	Lap Time	km/h	Local Time
1							15:59'57.651
2	58.176	39.047	37.329	34.923	2'49.475P		16:02'47.126
3	34.962	33.768	35.521	32.258	2'16.509	169,8	16:05'03.635
4	32.862	32.570	34.387	30.880	2'10.699	183,1	16:07'14.334
5	31.549	31.068	31.894	30.641	2'05.152	184,3	16:09'19.486
6	31.320	30.888	32.294	30.553	2'05.055	184,6	16:11'24.541
7	31.329	30.219	31.430	30.502	2'03.480	182,1	16:13'28.021
8	30.915	30.542	31.258	30.144	2'02.859	183,4	16:15'30.880
9	30.783	30.203	30.942	29.896	2'01.824	180,6	16:17'32.704
10	30.384	31.634	31.385	29.891	2'03.294	178,5	16:19'35.998
11	30.105	29.469	30.742	29.896	2'00.212	183,7	16:21'36.210
12	30.500	29.504	30.476	30.189	2'00.669	179,4	16:23'36.879
13	30.256	29.466	30.233	29.788	1'59.743	178,5	16:25'36.622
14	30.165	29.316	30.506	29.225	1'59.212	180,0	16:27'35.834
15	30.020	29.121	30.311	29.683	1'59.135	181,5	16:29'34.969
16	29.893	29.801	30.352	29.635	1'59.681	183,7	16:31'34.650

25° 11 A. CARRASCO (1'59.002)							
Lap	Seg.1	Seg.2	Seg.3	Seg.4	Lap Time	km/h	Local Time
1		36.700	38.122	34.777			16:03'36.737
2	34.309	34.200	35.025	32.840	2'16.374	166,9	16:05'53.111
3	33.562	32.421	34.056	32.555	2'12.594	179,1	16:08'05.705
4	33.183	31.265	33.251	31.934	2'09.633	180,9	16:10'15.338
5	32.176	31.515	32.819	31.350	2'07.860	182,1	16:12'23.198
6	31.712	30.839	32.540	31.031	2'06.122	182,7	16:14'29.320
7	31.549	31.250	34.352	30.969	2'08.120	184,0	16:16'37.440
8	31.118	30.300	31.762	30.687	2'03.867	182,1	16:18'41.307

28° 99 A. HUERTAS (1'59.295)							
Lap	Seg.1	Seg.2	Seg.3	Seg.4	Lap Time	km/h	Local Time
1							16:00'24.155
2	50.216	34.123	36.187	32.708	2'33.234P		16:02'57.389
3	34.246	31.483	32.975	31.209	2'09.913	178,2	16:05'07.302
4	32.168	30.859	32.773	30.766	2'06.566	184,9	16:07'13.868
5	36.573	30.679	32.475	30.452	2'10.179C	187,2	16:09'24.047
6	31.027	30.292	31.406	30.184	2'02.909	190,8	16:11'26.956
7	30.754	29.492	30.765	29.543	2'00.554	186,9	16:13'27.510
8	30.867	30.522	31.122	29.725	2'02.236	196,4	16:15'29.746
9	30.578	29.339	30.578	29.756	2'00.251	186,5	16:17'29.997
10	30.212	29.250	30.140	29.693	1'59.295	185,9	16:19'29.292
11	31.503	33.683	33.139	55.521	2'33.846P	184,6	16:22'03.138

29° 25 D. BERTA VINALES (1'59.495)							
Lap	Seg.1	Seg.2	Seg.3	Seg.4	Lap Time	km/h	Local Time
1							15:59'54.902
2	59.265	38.843	37.272	33.994	2'49.374P		16:02'44.276
3	33.227	33.051	34.552	32.465	2'13.295	184,9	16:04'57.571

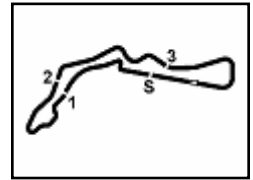
9	30.943	30.102	32.041	30.239	2'03.325	182,4	16:20'44.632
10	30.896	29.913	31.585	30.107	2'02.501	183,4	16:22'47.133
11	30.730	29.940	31.522	29.837	2'02.029	184,6	16:24'49.162
12	30.537	29.394	31.125	29.779	2'00.835	187,5	16:26'49.997
13	30.260	29.225	30.614	29.434	1'59.533	185,2	16:28'49.530
14	29.975	29.230	30.533	29.264	1'59.002	188,2	16:30'48.532

06/08/2021 P = Pits In/Out - C = Lap Time Cancelled

These data/results cannot be reproduced, stored and/or transmitted in whole or in part by any manner of electronic, mechanical, photocopying, recording, broadcasting or otherwise now known or herein after developed without the previous express consent by the copyright owner, except for reproduction in daily press and regular printed publications on sale to the public within 60 days of the event related to those data/results and always provided that copyright symbol appears together as follows below.

© DORNA WSBK ORGANIZATION Srl 2021





## Tissot Czech Round, 6-8 August 2021

### Chronological Analysis Free Practice 2nd Session

Autodrom Most 4.212 m

5 / 6

4	34.321	31.810	33.536	30.909	2'10.576	180,6	16:07'08.147	10	30.355	29.622	31.314	31.223	2'02.514	<b>184,9</b>	16:22'02.401
5	32.132	32.080	33.233	31.266	2'08.711	<b>189,8</b>	16:09'16.858	11	30.359	29.402	31.507	30.354	2'01.622	183,1	16:24'04.023
6	31.555	30.742	32.194	30.609	2'05.100	188,2	16:11'21.958	12	30.119	29.217	31.166	30.106	2'00.608	182,4	16:26'04.631
7	31.263	30.684	32.323	30.338	2'04.608	187,5	16:13'26.566	13	30.370	<b>29.127</b>	30.691	30.215	2'00.403	182,7	16:28'05.034
8	31.172	31.939	31.713	30.535	2'05.359	186,9	16:15'31.925	14	<b>30.025</b>	29.621	<b>30.380</b>	<b>29.895</b>	<b>1'59.921</b>	183,7	16:30'04.955
9	31.343	30.816	31.412	29.914	2'03.485	187,8	16:17'35.410								
10	30.856	30.469	31.546	29.817	2'02.688	<b>189,8</b>	16:19'38.098								
11	30.669	30.458	31.123	29.704	2'01.954	189,5	16:21'40.052								
12	31.061	30.191	30.908	29.691	2'01.851	186,9	16:23'41.903								
13	31.254	29.825	30.696	29.241	2'01.016	186,9	16:25'42.919								
14	30.384	29.556	30.872	29.528	2'00.340	189,5	16:27'43.259								
15	30.500	29.973	30.678	29.346	2'00.497	185,6	16:29'43.756								
16	<b>30.376</b>	<b>29.541</b>	<b>30.429</b>	<b>29.149</b>	<b>1'59.495</b>	184,9	16:31'43.251								

33°		15 A. COPPOLA (2'00.344)				Lap Time	km/h	Local Time
Lap	Seg.1	Seg.2	Seg.3	Seg.4				
1							15:59'53.079	
2	1'00.755	38.073	36.803	34.872	2'50.503P		16:02'43.582	
3	33.113	33.384	34.670	32.850	2'14.017	176,8	16:04'57.599	
4	32.680	32.275	33.800	31.263	2'10.018	175,6	16:07'07.617	
5	32.261	31.015	32.287	30.633	2'06.196	181,5	16:09'13.813	
6	31.671	30.124	30.936	30.283	2'03.014	180,3	16:11'16.827	
7	31.461	29.846	31.445	30.181	2'02.933	180,3	16:13'19.760	
8	32.980	31.992	32.341	36.835	2'14.148	179,4	16:15'33.908	
9	31.233	30.199	31.420	30.074	2'02.926	180,9	16:17'36.834	
10	30.969	29.938	31.229	29.802	2'01.938	185,6	16:19'38.772	
11	31.091	30.933	31.866	29.794	2'03.684	<b>186,5</b>	16:21'42.456	
12	30.845	29.659	31.063	29.718	2'01.285	182,7	16:23'43.741	
13	30.422	29.615	30.891	29.681	2'00.609	181,8	16:25'44.350	
14	30.555	29.548	31.943	<b>29.527</b>	2'01.573	181,2	16:27'45.923	
15	<b>30.393</b>	29.444	31.198	30.354	2'01.389	183,1	16:29'47.312	
16	30.501	<b>29.273</b>	<b>30.761</b>	29.809	<b>2'00.344</b>	182,7	16:31'47.656	

30°		48 T. BRIANTI (1'59.611)				Lap Time	km/h	Local Time
Lap	Seg.1	Seg.2	Seg.3	Seg.4				
1							15:59'53.890	
2	59.047	39.231	36.954	34.740	2'49.972P		16:02'43.862	
3	35.189	34.783	35.424	32.680	2'18.076	178,5	16:05'01.938	
4	32.857	31.869	34.043	31.447	2'10.216	179,4	16:07'12.154	
5	31.753	31.183	32.342	31.360	2'06.638	184,9	16:09'18.792	
6	31.760	30.883	32.318	30.728	2'05.689	186,2	16:11'24.481	
7	31.759	30.264	31.926	30.491	2'04.440	184,3	16:13'28.921	
8	31.075	30.247	31.949	30.383	2'03.654	184,6	16:15'32.575	
9	31.119	30.794	31.616	30.118	2'03.647	184,0	16:17'36.222	
10	30.684	30.079	31.656	29.874	2'02.293	184,0	16:19'38.515	
11	31.065	30.393	31.382	29.618	2'02.458	186,5	16:21'40.973	
12	30.553	30.060	31.351	29.652	2'01.616	185,2	16:23'42.589	
13	30.422	29.349	30.941	<b>29.414</b>	2'00.126	188,2	16:25'42.715	
14	30.263	29.440	31.175	29.621	2'00.499	<b>188,5</b>	16:27'43.214	
15	31.178	33.547	31.053	29.646	2'05.424	181,2	16:29'48.638	
16	<b>30.081</b>	<b>29.274</b>	<b>30.842</b>	<b>29.414</b>	<b>1'59.611</b>	183,7	16:31'48.249	

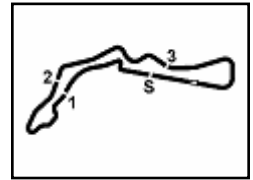
34°		55 A. FRAPPOLA (2'00.452)				Lap Time	km/h	Local Time
Lap	Seg.1	Seg.2	Seg.3	Seg.4				
1							16:02'08.762	
2	52.976	37.264	37.121	34.359	2'41.720P		16:04'50.482	
3	34.039	33.315	35.626	32.929	2'15.909	167,4	16:07'06.391	
4	33.632	32.290	34.701	31.788	2'12.411	174,8	16:09'18.802	
5	32.938	31.877	33.512	31.497	2'09.824	<b>179,7</b>	16:11'28.626	
6	32.119	31.978	32.906	31.188	2'08.191	177,0	16:13'36.817	
7	32.150	30.863	32.365	31.041	2'06.419	176,8	16:15'43.236	
8	31.514	30.724	31.923	30.800	2'04.961	179,1	16:17'48.197	
9	31.269	30.206	31.578	30.510	2'03.563	177,0	16:19'51.760	
10	31.297	30.345	31.423	42.887	2'15.952P	176,5	16:22'07.712	
11	2'08.195	30.738	31.483	30.241	3'40.657P		16:25'48.369	
12	31.093	29.949	30.551	30.065	2'01.658	177,0	16:27'50.027	
13	31.201	<b>29.669</b>	30.604	<b>29.867</b>	2'01.341	176,2	16:29'51.368	
14	<b>30.572</b>	29.716	<b>30.288</b>	29.876	<b>2'00.452</b>	177,0	16:31'51.820	

31°		61 Y. OKAYA (1'59.763)				Lap Time	km/h	Local Time
Lap	Seg.1	Seg.2	Seg.3	Seg.4				
1							16:00'23.724	
2	51.402	35.258	35.333	33.121	2'35.114P		16:02'58.838	
3	33.897	33.049	33.564	31.541	2'12.051	182,4	16:05'10.889	
4	32.014	31.332	32.953	30.693	2'06.992	182,7	16:07'17.881	
5	31.608	30.697	32.733	30.879	2'05.917	188,5	16:09'23.798	
6	31.006	30.559	31.970	30.700	2'04.235	183,7	16:11'28.033	
7	30.880	29.984	31.426	30.363	2'02.653	184,3	16:13'30.686	
8	30.474	30.122	31.592	29.905	2'02.093	185,2	16:15'32.779	
9	30.333	29.659	30.866	29.941	2'00.799	<b>192,5</b>	16:17'33.578	
10	30.098	29.807	30.632	29.790	2'00.327	184,6	16:19'33.905	
11	30.089	29.623	30.596	29.884	2'00.192	184,9	16:21'34.097	
12	30.011	29.895	30.643	29.941	2'00.490	184,6	16:23'34.587	
13	30.049	29.688	30.576	30.097	2'00.410	183,4	16:25'34.997	
14	30.142	<b>29.498</b>	30.486	29.746	1'59.872	182,7	16:27'34.869	
15	30.021	29.770	<b>30.338</b>	<b>29.658</b>	1'59.787	183,4	16:29'34.656	
16	<b>29.878</b>	29.707	30.385	29.793	<b>1'59.763</b>	185,6	16:31'34.419	

35°		7 J. GIMBERT (2'00.813)				Lap Time	km/h	Local Time
Lap	Seg.1	Seg.2	Seg.3	Seg.4				
1			35.011	35.237	32.707	C	16:11'43.214	
2	33.352	32.437	34.210	31.940	2'11.939	183,1	16:13'55.153	
3	32.242	31.554	33.785	31.969	2'09.550	181,5	16:16'04.703	
4	32.065	31.382	32.832	31.595	2'07.874	180,9	16:18'12.577	
5	31.671	30.822	32.649	30.504	2'05.646	180,9	16:20'18.223	
6	31.382	31.135	32.285	30.628	2'05.430	182,1	16:22'23.653	
7	31.771	30.491	31.574	30.128	2'03.964	<b>186,5</b>	16:24'27.617	
8	31.168	30.373	31.497	30.168	2'03.206	185,2	16:26'30.823	
9	<b>30.802</b>	29.981	31.166	29.938	2'01.887	184,0	16:28'32.710	
10	30.807	<b>29.669</b>	<b>30.629</b>	<b>29.708</b>	<b>2'00.813</b>	184,3	16:30'33.523	

32°		20 D. LOUREIRO (1'59.921)				Lap Time	km/h	Local Time
Lap	Seg.1	Seg.2	Seg.3	Seg.4				
1		36.065	37.178	37.260			16:03'13.425	
2	32.892	31.887	34.056	32.245	2'11.080	178,2	16:05'24.505	
3	32.218	31.749	33.147	31.831	2'08.945	178,5	16:07'33.450	
4	31.493	30.649	32.787	31.527	2'06.456	177,6	16:09'39.906	
5	31.018	30.341	32.494	31.316	2'05.169	180,3	16:11'45.075	
6	31.172	29.947	32.178	31.673	2'04.970	181,5	16:13'50.045	
7	30.982	30.463	32.333	30.725	2'04.503	<b>184,9</b>	16:15'54.548	
8	30.929	30.036	31.920	30.602	2'03.487	184,6	16:17'58.035	
9	30.874	29.655	31.155	30.168	2'01.852	180,3	16:19'59.887	

36°		23 S. MARKARIAN (2'01.134)				Lap Time	km/h	Local Time
Lap	Seg.1	Seg.2	Seg.3	Seg.4				
1							16:00'25.70	



## Tissot Czech Round, 6-8 August 2021

### Chronological Analysis Free Practice 2nd Session

Autodrom Most 4.212 m

6 / 6

7	31.607	30.547	31.959	30.582	2'04.695	<b>190,8</b>	16:13'27.135	4	<b>31.283</b>	31.504	<b>31.951</b>	31.025	2'05.763	<b>181,5</b>	16:08'36.884
8	31.203	30.485	31.499	30.151	2'03.338	188,8	16:15'30.473	5	31.572	30.515	32.061	<b>30.931</b>	<b>2'05.079</b>	179,4	16:10'41.963
9	31.087	30.013	31.349	45.177	2'17.626P	184,0	16:17'48.099								
10	3'00.702	31.777	32.158	30.600	4'35.237CP		16:22'23.336								
11	31.625	30.464	31.629	30.101	2'03.819	180,3	16:24'27.155								
12	31.227	30.456	31.385	29.924	2'02.992	180,6	16:26'30.147								
13	30.806	30.006	30.961	29.920	2'01.693	180,9	16:28'31.840								
14	<b>30.769</b>	<b>29.975</b>	<b>30.717</b>	<b>29.673</b>	<b>2'01.134</b>	180,3	16:30'32.974								

#### 37° 43 H. KHOURI (2'01.137)

Lap	Seg.1	Seg.2	Seg.3	Seg.4	Lap Time	km/h	Local Time
1							16:00'16.570
2	58.036	34.292	34.680	31.932	2'38.940P		16:02'55.510
3	32.578	31.170	32.760	32.668	2'09.176	181,5	16:05'04.686
4	31.997	31.309	32.440	31.135	2'06.881	184,6	16:07'11.567
5	31.142	30.285	32.467	30.884	2'04.778	183,1	16:09'16.345
6	31.185	29.895	31.137	30.477	2'02.694	183,4	16:11'19.039
7	30.802	<b>29.531</b>	<b>31.023</b>	<b>29.781</b>	<b>2'01.137</b>	184,0	16:13'20.176
8	<b>30.615</b>	29.723	31.027	30.057	2'01.422	<b>187,2</b>	16:15'21.598
9	30.908	30.694	32.833	44.560	2'18.995P	182,7	16:17'40.593

#### 38° 12 F. FEIGL (2'01.181)

Lap	Seg.1	Seg.2	Seg.3	Seg.4	Lap Time	km/h	Local Time
1							16:06'03.865
2	51.544	34.415	35.105	33.866	2'34.930P		16:08'38.795
3	32.179	30.815	32.451	31.289	2'06.734	174,8	16:10'45.529
4	31.190	30.042	31.819	30.656	2'03.707	177,6	16:12'49.236
5	30.615	29.824	<b>30.960</b>	30.617	2'02.016	178,5	16:14'51.252
6	<b>30.528</b>	<b>29.487</b>	30.990	<b>30.176</b>	<b>2'01.181</b>	<b>178,8</b>	16:16'52.433
7	32.235	31.836	33.553	46.678	2'24.302P	176,5	16:19'16.735
8	9'21.828	35.392	38.389	33.628	11'09.237CP		16:30'25.972

#### 39° 58 I. IGLESIAS (2'01.558)

Lap	Seg.1	Seg.2	Seg.3	Seg.4	Lap Time	km/h	Local Time
1							16:00'02.429
2	56.944	35.018	36.478	33.543	2'41.983P		16:02'44.412
3	34.267	33.424	34.180	32.450	2'14.321	177,3	16:04'58.733
4	32.322	31.944	32.633	31.235	2'08.134	182,7	16:07'06.867
5	32.132	30.729	31.762	30.768	2'05.391	<b>184,0</b>	16:09'12.258
6	31.453	29.618	30.738	30.358	2'02.167	182,4	16:11'14.425
7	<b>31.055</b>	29.628	<b>30.681</b>	<b>30.194</b>	<b>2'01.558</b>	182,4	16:13'15.983

#### 40° 30 N. LISCI (2'01.970)

Lap	Seg.1	Seg.2	Seg.3	Seg.4	Lap Time	km/h	Local Time
1							16:02'38.767
2	1'15.255	39.093	37.840	35.228	3'07.416P		16:05'46.183
3	36.413	34.218	34.974	33.198	2'18.803	162,2	16:08'04.986
4	34.274	32.312	33.284	31.517	2'11.387	177,0	16:10'16.373
5	33.619	32.100	32.612	31.479	2'09.810	180,3	16:12'26.183
6	33.503	32.454	33.768	51.310	2'31.035P	178,2	16:14'57.218
7	2'25.113	32.720	33.744	31.191	4'02.768P		16:18'59.986
8	33.128	1'15.349	33.113	30.766	2'52.356	177,0	16:21'52.342
9	32.258	31.323	31.777	30.210	2'05.568	180,0	16:23'57.910
10	31.565	30.724	31.728	29.728	2'03.745	180,6	16:26'01.655
11	<b>31.259</b>	<b>29.961</b>	30.901	29.849	<b>2'01.970</b>	<b>181,5</b>	16:28'03.625
12	31.294	31.272	<b>30.732</b>	<b>29.494</b>	2'02.792	180,9	16:30'06.417

#### 41° 14 J. MCMANUS (2'05.079)

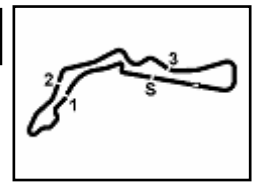
Lap	Seg.1	Seg.2	Seg.3	Seg.4	Lap Time	km/h	Local Time
1		33.487	34.149	32.185			16:02'18.801
2	32.169	30.883	32.479	31.429	2'06.960	179,7	16:04'25.761
3	31.506	<b>30.462</b>	32.316	31.076	2'05.360	179,7	16:06'31.121

06/08/2021 P = Pits In/Out - C = Lap Time Cancelled

These data/results cannot be reproduced, stored and/or transmitted in whole or in part by any manner of electronic, mechanical, photocopying, recording, broadcasting or otherwise now known or herein after developed without the previous express consent by the copyright owner, except for reproduction in daily press and regular printed publications on sale to the public within 60 days of the event related to those data/results and always provided that copyright symbol appears together as follows below.

© DORNA WSBK ORGANIZATION Srl 2021

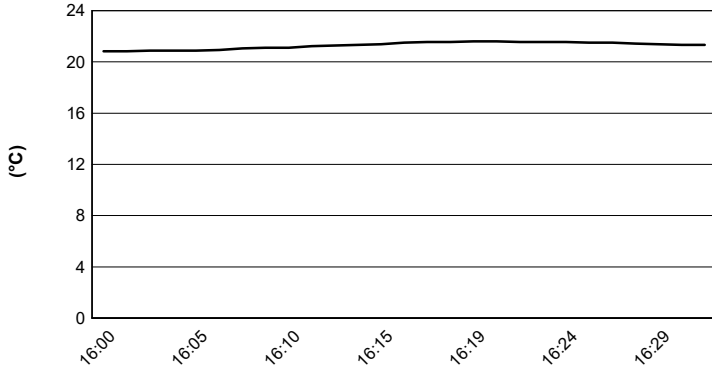




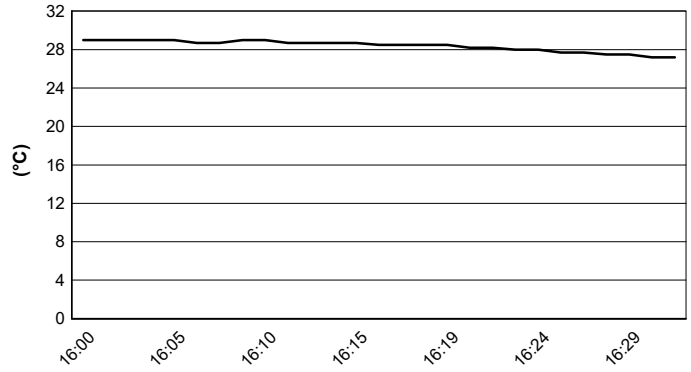
Autodrom Most 4.212 m

**Tissot Czech Round, 6-8 August 2021**  
**Weather Report Free Practice 2nd Session**  
 Session started 16:00 - Session ended 16:32

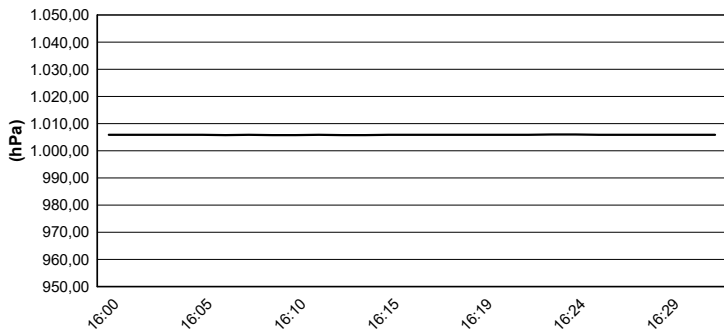
**Air Temperature**



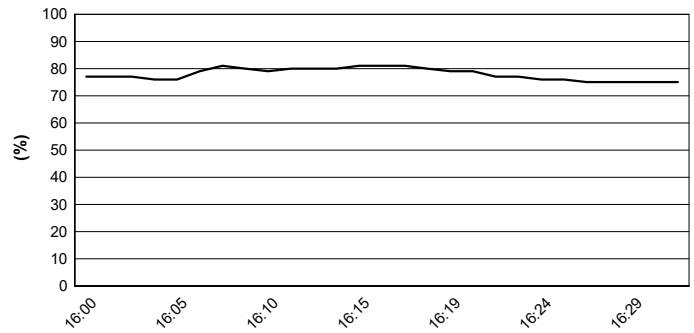
**Track Temperature**



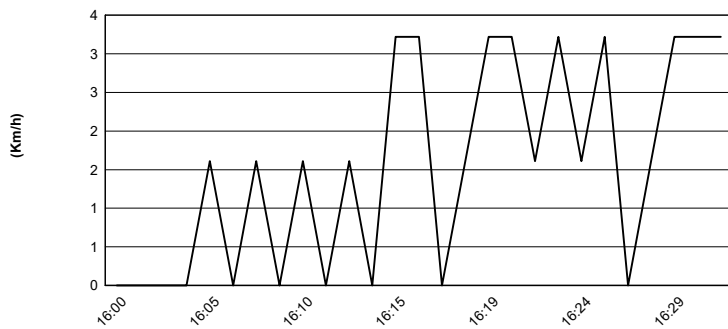
**Air Pressure**



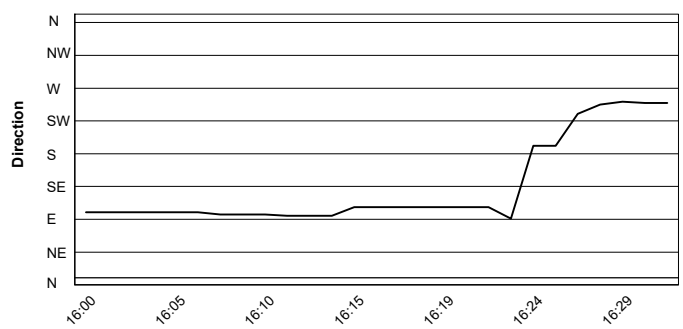
**Humidity**



**Wind Speed**



**Wind Direction**



06/08/2021

These data/results cannot be reproduced, stored and/or transmitted in whole or in part by any manner of electronic, mechanical, photocopying, recording, broadcasting or otherwise now known or herein after developed without the previous express consent by the copyright owner, except for reproduction in daily press and regular printed publications on sale to the public within 60 days of the event related to those data/results and always provided that copyright symbol appears together as follows below.

© DORNA WSBK ORGANIZATION Srl 2021



Official Fuel Supplier

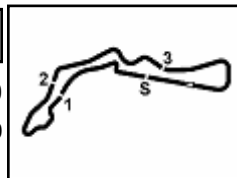


FICR PERUGIA TIMING

Official Tyre Supplier



Official Timekeeper



Autodrom Most 4.212 m

## Tissot Czech Round, 6-8 August 2021

### Best Laps & Speeds

1 / 2

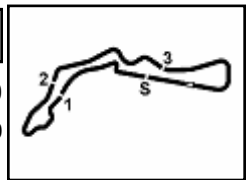
No.	Rider Bike	Nat	Best Lap		FP1		FP2												
			LL	SPD	LL	SPD	LL	SPD											
1	72 V. STEEMAN KTM RC 390 R	NED	1'47.191	186,5	1'47.191	186,5													
2	99 A. HUERTAS Kawasaki Ninja 400	ESP	1'47.661	198,9	1'47.661	198,9	1'59.295	196,3											
3	73 J. PEREZ GONZALEZ Kawasaki Ninja 400	ESP	1'48.102	191,8	1'48.102	191,8	1'57.720	187,5											
4	17 K. MEUFFELS Kawasaki Ninja 400	NED	1'48.250	196,3	1'48.250	196,3	1'58.948	185,5											
5	52 O. KONIG Kawasaki Ninja 400	CZE	1'48.323	195,6	1'48.323	195,6	1'56.439	187,1											
6	46 S. DI SORA Kawasaki Ninja 400	FRA	1'48.356	194,2	1'48.356	194,2	1'58.281	189,4											
7	19 V. RODRIGUEZ NUNEZ Kawasaki Ninja 400	ESP	1'48.665	191,1	1'48.665	191,1	1'58.463	186,5											
8	44 C. STANGE Kawasaki Ninja 400	GER	1'48.865	190,1	1'48.865	187,1	1'57.146	190,1											
9	54 B. SOFUOGLU Yamaha YZF-R3	TUR	1'48.917	191,4	1'48.917	191,4	1'55.958	184,3											
10	1 J. BUIS Kawasaki Ninja 400	NED	1'48.921	193,2	1'48.921	193,2	1'55.928	190,4											
11	69 T. BOOTH-AMOS Kawasaki Ninja 400	GBR	1'49.073	191,8	1'49.073	191,8	1'56.161	185,8											
12	2 A. CARRION Kawasaki Ninja 400	ESP	1'49.092	197,0	1'49.092	197,0	1'58.130	192,1											
13	26 M. GENNAI Yamaha YZF-R3	ITA	1'49.264	193,9	1'49.264	193,9	1'59.076	186,5											
14	53 P. SVOBODA Yamaha YZF-R3	CZE	1'49.267	190,1	1'49.267	190,1	1'56.188	187,8											
15	61 Y. OKAYA Kawasaki Ninja 400	JPN	1'49.345	192,5	1'49.345	192,5	1'59.763	192,5											
16	20 D. LOUREIRO Kawasaki Ninja 400	RSA	1'49.370	192,8	1'49.370	192,8	1'59.921	184,9											
17	80 G. MASTROLUCA Yamaha YZF-R3	ITA	1'49.412	189,8	1'49.412	189,8	1'57.275	183,9											
18	58 I. IGLESIAS Kawasaki Ninja 400	ESP	1'49.420	193,9	1'49.420	193,9	2'01.558	183,9											
19	77 R. BIJMAN Yamaha YZF-R3	NED	1'49.497	191,1	1'49.497	191,1	1'58.411	187,5											
20	85 K. SABATUCCI Yamaha YZF-R3	ITA	1'49.598	191,4	1'49.598	191,4	1'58.338	187,8											
21	21 V. PEREZ SELFA Yamaha YZF-R3	ESP	1'49.683	191,1	1'49.683	191,1	1'57.295	182,1											
22	64 H. DE CANCELLIS Kawasaki Ninja 400	FRA	1'49.694	190,4	1'49.694	190,4	1'57.134	190,1											
23	25 D. BERTA VINALES Yamaha YZF-R3	ESP	1'49.763	193,9	1'49.763	193,9	1'59.495	189,8											
24	87 T. KAWAKAMI Yamaha YZF-R3	BRA	1'49.840	190,1	1'49.840	190,1	1'58.891	184,6											
25	15 A. COPPOLA Yamaha YZF-R3	ITA	1'50.014	186,5	1'50.014	186,5	2'00.344	186,5											

06/08/2021

These data/results cannot be reproduced, stored and/or transmitted in whole or in part by any manner of electronic, mechanical, photocopying, recording, broadcasting or otherwise now known or herein after developed without the previous express consent by the copyright owner, except for reproduction in daily press and regular printed publications on sale to the public within 60 days of the event related to those data/results and always provided that copyright symbol appears together as follows below.

© DORNA WSBK ORGANIZATION Srl 2021





## Tissot Czech Round, 6-8 August 2021

### Best Laps & Speeds

No.	Rider Bike	Nat	Best Lap		FP1		FP2									
			LL	SPD	LL	SPD	LL	SPD								
26	<b>23 S. MARKARIAN</b> Kawasaki Ninja 400	FRA	<b>1'50.034</b> 24	<b>191,8</b>	<b>1'50.034</b> 11	<b>191,8</b>	2'01.134 13	190,8								
27	<b>65 M. SZAMADO</b> Kawasaki Ninja 400	HUN	<b>1'50.096</b> 25	<b>196,0</b>	<b>1'50.096</b> 11	<b>196,0</b>	1'58.580 14	187,8								
28	<b>48 T. BRIANTI</b> Kawasaki Ninja 400	ITA	<b>1'50.449</b> 24	<b>188,4</b>	<b>1'50.449</b> 9	<b>180,9</b>	1'59.611 15	<b>188,4</b>								
29	<b>10 U. ORRADRE</b> Yamaha YZF-R3	ESP	<b>1'50.623</b> 22	<b>186,5</b>	<b>1'50.623</b> 8	<b>186,5</b>	1'56.318 14	186,2								
30	<b>33 O. NUNEZ ROLDAN</b> Kawasaki Ninja 400	ESP	<b>1'50.642</b> 23	<b>188,8</b>	<b>1'50.642</b> 9	<b>188,8</b>	1'57.523 14	186,8								
31	<b>7 J. GIMBERT</b> Kawasaki Ninja 400	FRA	<b>1'50.645</b> 18	<b>189,4</b>	<b>1'50.645</b> 9	<b>189,4</b>	2'00.813 9	186,5								
32	<b>43 H. KHOURI</b> Kawasaki Ninja 400	AUS	<b>1'50.691</b> 20	<b>187,1</b>	<b>1'50.691</b> 12	<b>186,5</b>	2'01.137 8	<b>187,1</b>								
33	<b>47 M. CERVENKA</b> Kawasaki Ninja 400	CZE	<b>1'50.760</b> 12	<b>190,4</b>	<b>1'50.760</b> 12	<b>190,4</b>										
34	<b>93 M. GAGGI</b> Yamaha YZF-R3	ITA	<b>1'50.788</b> 26	<b>189,8</b>	<b>1'50.788</b> 12	<b>189,8</b>	1'58.569 14	186,5								
35	<b>12 F. FEIGL</b> Kawasaki Ninja 400	CZE	<b>1'50.801</b> 17	<b>190,8</b>	<b>1'50.801</b> 10	<b>190,8</b>	2'01.181 7	178,8								
36	<b>11 A. CARRASCO</b> Kawasaki Ninja 400	ESP	<b>1'50.962</b> 22	<b>192,1</b>	<b>1'50.962</b> 9	<b>192,1</b>	1'59.002 13	188,1								
37	<b>83 M. KAWAKAMI</b> Yamaha YZF-R3	BRA	<b>1'50.973</b> 21	<b>188,8</b>	<b>1'50.973</b> 9	<b>188,8</b>	1'58.263 12	183,3								
38	<b>97 F. PALAZZI</b> Yamaha YZF-R3	ITA	<b>1'51.029</b> 25	<b>188,8</b>	<b>1'51.029</b> 11	<b>188,8</b>	1'56.951 14	188,1								
39	<b>55 A. FRAPPOLA</b> Kawasaki Ninja 400	ITA	<b>1'51.715</b> 24	<b>187,1</b>	<b>1'51.715</b> 11	<b>187,1</b>	2'00.452 13	179,7								
40	<b>59 A. ZANCA</b> Kawasaki Ninja 400	ITA	<b>1'51.752</b> 27	<b>192,1</b>	<b>1'51.752</b> 12	<b>192,1</b>	1'58.598 15	<b>192,1</b>								
41	<b>14 J. MCMANUS</b> Kawasaki Ninja 400	IRL	<b>1'51.888</b> 8	<b>189,4</b>	<b>1'51.888</b> 4	<b>189,4</b>	2'05.079 4	181,5								
42	<b>22 J. ROMERO</b> Kawasaki Ninja 400	ARG	<b>1'52.842</b> 26	<b>186,8</b>	<b>1'52.842</b> 11	<b>186,8</b>	1'59.135 15	184,6								
43	<b>70 M. DUARTE</b> Yamaha YZF-R3	POR	<b>1'54.839</b> 24	<b>185,5</b>	<b>1'54.839</b> 10	<b>185,5</b>	2'06.680 14	181,8								
44	<b>30 N. LISCI</b> Yamaha YZF-R3	ITA	<b>1'54.890</b> 21	<b>181,5</b>	<b>1'54.890</b> 10	<b>179,4</b>	2'01.970 11	<b>181,5</b>								

06/08/2021

These data/results cannot be reproduced, stored and/or transmitted in whole or in part by any manner of electronic, mechanical, photocopying, recording, broadcasting or otherwise now known or herein after developed without the previous express consent by the copyright owner, except for reproduction in daily press and regular printed publications on sale to the public within 60 days of the event related to those data/results and always provided that copyright symbol appears together as follows below.

© DORNA WSBK ORGANIZATION Srl 2021

