

Tissot Czech Round, 6-8 August 2021

Results Tissot Superpole

Autodrom Most 4.212 m
1 / 3

No.	Rider	Nat	Team	Bike	Time	Gap	Rel.	Laps	Speed	
									Avg	Max
1	72 V. STEEMAN	NED	Freudenberg KTM WorldSSP Team	KTM RC 390 R	1'46.871			9	141,883	192,2
2	52 O. KONIG	CZE	Movisio by MIE	Kawasaki Ninja 400	1'47.086	0.215	0.215	10	141,598	193,5
3	99 A. HUERTAS	ESP	MTM Kawasaki	Kawasaki Ninja 400	1'47.091	0.220	0.005	10	141,592	200,0
4	77 R. BIJMAN	NED	Machado CAME SBK	Yamaha YZF-R3	1'47.150	0.279	0.059	9	141,514	192,2
5	2 A. CARRION	ESP	Kawasaki GP Project	Kawasaki Ninja 400	1'47.301	0.430	0.151	11	141,315	201,9
6	69 T. BOOTH-AMOS	GBR	Fusport - Rt Motorsports by SKM Kawasaki	Kawasaki Ninja 400	1'47.354	0.483	0.053	8	141,245	186,5
7	1 J. BUIS	NED	MTM Kawasaki	Kawasaki Ninja 400	1'47.365	0.494	0.011	10	141,230	193,2
8	73 J. PEREZ GONZALEZ	ESP	Accolade Smrz Racing	Kawasaki Ninja 400	1'47.422	0.551	0.057	10	141,155	193,9
9	54 B. SOFUOGLU	TUR	Biblion Yamaha Motocrossing	Yamaha YZF-R3	1'47.442	0.571	0.020	11	141,129	194,6
10	83 M. KAWAKAMI	BRA	AD78 Team Brasil by MS Racing	Yamaha YZF-R3	1'47.733	0.862	0.291	11	140,748	196,0
11	64 H. DE CANCELLIS	FRA	Prodina Team WorldSSP300	Kawasaki Ninja 400	1'47.759	0.888	0.026	10	140,714	199,6
12	26 M. GENNAI	ITA	Team BRcorse	Yamaha YZF-R3	1'47.863	0.992	0.104	10	140,578	190,5
13	10 U. ORRADRE	ESP	Yamaha MS Racing	Yamaha YZF-R3	1'47.938	1.067	0.075	6	140,481	193,2
14	46 S. DI SORA	FRA	Leader Team Flembbo	Kawasaki Ninja 400	1'48.028	1.157	0.090	10	140,364	193,9
15	48 T. BRIANTI	ITA	Prodina Team WorldSSP300	Kawasaki Ninja 400	1'48.178	1.307	0.150	10	140,169	192,9
16	61 Y. OKAYA	JPN	MTM Kawasaki	Kawasaki Ninja 400	1'48.263	1.392	0.085	9	140,059	192,5
17	65 M. SZAMADO	HUN	Kawasaki GP Project	Kawasaki Ninja 400	1'48.290	1.419	0.027	11	140,024	194,6
18	80 G. MASTROLUCA	ITA	ProGP Racing	Yamaha YZF-R3	1'48.333	1.462	0.043	10	139,968	196,7
19	53 P. SVOBODA	CZE	WRP Wepol Racing	Yamaha YZF-R3	1'48.334	1.463	0.001	10	139,967	190,8
20	19 V. RODRIGUEZ NUNEZ	ESP	Accolade Smrz Racing	Kawasaki Ninja 400	1'48.374	1.503	0.040	9	139,915	194,6
21	44 C. STANGE	GER	2R Racing	Kawasaki Ninja 400	1'48.389	1.518	0.015	10	139,896	194,2
22	85 K. SABATUCCI	ITA	Vinales Racing Team	Yamaha YZF-R3	1'48.473	1.602	0.084	10	139,788	194,6
23	21 V. PEREZ SELFA	ESP	Machado CAME SBK	Yamaha YZF-R3	1'48.582	1.711	0.109	10	139,647	190,1
24	87 T. KAWAKAMI	BRA	AD78 Team Brasil by MS Racing	Yamaha YZF-R3	1'48.677	1.806	0.095	10	139,525	194,9
25	58 I. IGLESIAS	ESP	SMW Racing	Kawasaki Ninja 400	1'48.690	1.819	0.013	10	139,509	191,2
26	25 D. BERTA VINALES	ESP	Vinales Racing Team	Yamaha YZF-R3	1'48.724	1.853	0.034	11	139,465	193,5
27	20 D. LOUREIRO	RSA	Fusport - Rt Motorsports by SKM Kawasaki	Kawasaki Ninja 400	1'48.756	1.885	0.032	9	139,424	190,8
28	17 K. MEUFFELS	NED	MTM Kawasaki	Kawasaki Ninja 400	1'48.779	1.908	0.023	10	139,395	197,4
29	43 H. KHOURI	AUS	Fusport - Rt Motorsports by SKM Kawasaki	Kawasaki Ninja 400	1'48.805	1.934	0.026	10	139,361	191,8
30	93 M. GAGGI	ITA	Biblion Yamaha Motocrossing	Yamaha YZF-R3	1'48.895	2.024	0.090	10	139,246	195,3
31	33 O. NUNEZ ROLDAN	ESP	SMW Racing	Kawasaki Ninja 400	1'48.915	2.044	0.020	10	139,220	193,2
32	59 A. ZANCA	ITA	Kawasaki GP Project	Kawasaki Ninja 400	1'49.016	2.145	0.101	10	139,092	193,2
33	15 A. COPPOLA	ITA	Team Trasimeno	Yamaha YZF-R3	1'49.018	2.147	0.002	9	139,089	188,2
34	12 F. FEIGL	CZE	Genius Racing Team	Kawasaki Ninja 400	1'49.034	2.163	0.016	9	139,069	191,8
35	23 S. MARKARIAN	FRA	Leader Team Flembbo	Kawasaki Ninja 400	1'49.181	2.310	0.147	9	138,881	191,8
36	55 A. FRAPPOLA	ITA	Chiodo Moto Racing	Kawasaki Ninja 400	1'49.308	2.437	0.127	10	138,720	190,1
37	11 A. CARRASCO	ESP	Kawasaki Provec WorldSSP300	Kawasaki Ninja 400	1'49.392	2.521	0.084	10	138,613	193,9
38	7 J. GIMBERT	FRA	OUTDO TPR Team Pedercini Racing	Kawasaki Ninja 400	1'49.400	2.529	0.008	8	138,603	194,9
39	97 F. PALAZZI	ITA	ProGP Racing	Yamaha YZF-R3	1'49.868	2.997	0.468	9	138,013	192,9
40	47 M. CERVENKA	CZE	AC Racing	Kawasaki Ninja 400	1'50.126	3.255	0.258	8	137,690	190,5
41	22 J. ROMERO	ARG	SMW Racing	Kawasaki Ninja 400	1'51.243	4.372	1.117	10	136,307	190,5
42	14 J. MCMANUS	IRL	Team#109 Kawasaki	Kawasaki Ninja 400	1'51.584	4.713	0.341	9	135,890	189,5
43	70 M. DUARTE	POR	Yamaha MS Racing	Yamaha YZF-R3	1'52.537	5.666	0.953	9	134,740	187,8
44	30 N. LISCI	ITA	Machado CAME SBK	Yamaha YZF-R3	1'53.876	7.005	1.339	3	133,155	179,4

Qualifying Lap Time (107% of 1'46.871): 1'54.353

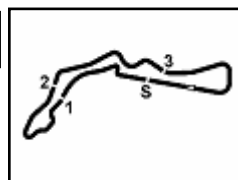
AIR	Humidity:	70%	Temp:	20°C
TRACK	Condition:	Dry	Temp:	28°C

Start 09:45 End 10:21 The results are provisional until the end of the time limit for protests and appeals and the completion of the technical checks.

These data/results cannot be reproduced, stored and/or transmitted in whole or in part by any manner of electronic, mechanical, photocopying, recording, broadcasting or otherwise now known or herein after developed without the previous express consent by the copyright owner, except for reproduction in daily press and regular printed publications on sale to the public within 60 days of the event related to those data/results and always provided that copyright symbol appears together as follows below.

© DORNA WSBK ORGANIZATION Srl 2021





Tissot Czech Round, 6-8 August 2021

Results Tissot Superpole

Session Highlights

Local Time	No. Rider	Description
09.45.00		Start
09.51.03	11 A. CARRASCO	Current Lap Cancelled - Exceeded Track Limits - Turn 1
09.51.38	48 T. BRIANTI	Current Lap Cancelled - Exceeded Track Limits - Turn 1
09.53.01	1 J. BUIS	Current Lap Cancelled - Exceeded Track Limits - Turn 1
09.53.02	44 C. STANGE	Current Lap Cancelled - Exceeded Track Limits - Turn 1
09.53.28	43 H. KHOURI	Current Lap Cancelled - Exceeded Track Limits - Turn 1
09.53.28	97 F. PALAZZI	Current Lap Cancelled - Exceeded Track Limits - Turn 1
09.53.31	55 A. FRAPPOLA	Current Lap Cancelled - Exceeded Track Limits - Turn 1
09.54.14	59 A. ZANCA	Lap Cancelled (1'52.105) - Exceeded Track Limits - Turn 21
09.54.51	99 A. HUERTAS	Current Lap Cancelled - Exceeded Track Limits - Turn 1
09.54.54	87 T. KAWAKAMI	Current Lap Cancelled - Exceeded Track Limits - Turn 1
09.54.54	21 V. PEREZ SELFA	Lap Cancelled (1'50.164) - Exceeded Track Limits - Turn 20
09.54.55	11 A. CARRASCO	Current Lap Cancelled - Exceeded Track Limits - Turn 1
09.55.10	52 O. KONIG	Lap Cancelled (1'53.493) - Exceeded Track Limits - Turn 21
09.55.12	64 H. DE CANCELLIS	Current Lap Cancelled - Exceeded Track Limits - Turn 1
09.55.13	53 P. SVOBODA	Current Lap Cancelled - Exceeded Track Limits - Turn 1
09.55.13	26 M. GENNAI	Current Lap Cancelled - Exceeded Track Limits - Turn 1
09.55.14	73 J. PEREZ GONZALEZ	Current Lap Cancelled - Exceeded Track Limits - Turn 1
09.55.14	23 S. MARKARIAN	Current Lap Cancelled - Exceeded Track Limits - Turn 1
09.55.19	59 A. ZANCA	Current Lap Cancelled - Exceeded Track Limits - Turn 1
09.56.44	17 K. MEUFFELS	Current Lap Cancelled - Exceeded Track Limits - Turn 1
09.56.45	44 C. STANGE	Current Lap Cancelled - Exceeded Track Limits - Turn 1
09.56.45	1 J. BUIS	Current Lap Cancelled - Exceeded Track Limits - Turn 1
09.56.46	21 V. PEREZ SELFA	Current Lap Cancelled - Exceeded Track Limits - Turn 1
09.56.48	30 N. LISCI	Crashed - Turn 20
09.57.00	25 D. BERTA VINALES	Current Lap Cancelled - Exceeded Track Limits - Turn 1
09.57.26	30 N. LISCI	bike will not return until the end of the session
09.58.38	33 O. NUNEZ ROLDAN	Current Lap Cancelled - Exceeded Track Limits - Turn 1
09.58.41	99 A. HUERTAS	Current Lap Cancelled - Exceeded Track Limits - Turn 1
09.58.51	65 M. SZAMADO	Current Lap Cancelled - Exceeded Track Limits - Turn 1
10.00.47	93 M. GAGGI	Current Lap Cancelled - Exceeded Track Limits - Turn 1
10.02.09	10 U. ORRADRE	Crashed - Turn 20
10.02.22	1 J. BUIS	Current Lap Cancelled - Exceeded Track Limits - Turn 1
10.02.23	77 R. BIJMAN	Current Lap Cancelled - Exceeded Track Limits - Turn 1
10.02.36	65 M. SZAMADO	Current Lap Cancelled - Exceeded Track Limits - Turn 1
10.02.38	14 J. MCMANUS	Current Lap Cancelled - Exceeded Track Limits - Turn 1
10.02.46	59 A. ZANCA	Current Lap Cancelled - Exceeded Track Limits - Turn 1
10.02.55	10 U. ORRADRE	bike will not return until the end of the session
10.03.13	72 V. STEEMAN	Current Lap Cancelled - Exceeded Track Limits - Turn 1
10.03.46	69 T. BOOTH-AMOS	Crashed - Turn 10
10.04.08	69 T. BOOTH-AMOS	bike will not return until the end of the session
10.04.13	23 S. MARKARIAN	Current Lap Cancelled - Exceeded Track Limits - Turn 1
10.04.13	33 O. NUNEZ ROLDAN	Current Lap Cancelled - Exceeded Track Limits - Turn 1
10.07.01	72 V. STEEMAN	Best Lap Cancelled (1'46.282) - Art.1.21.2
10.07.19	52 O. KONIG	Best Lap Cancelled (1'46.749) - Art.1.21.2
10.07.34	99 A. HUERTAS	Best Lap Cancelled (1'47.038) - Art.1.21.2
10.07.45	10 U. ORRADRE	Best Lap Cancelled (1'47.814) - Art.1.21.2
10.07.57	17 K. MEUFFELS	Best Lap Cancelled (1'47.863) - Art.1.21.2
10.09.03	80 G. MASTROLUCA	Lap Cancelled (1'48.666) - Exceeded Track Limits - Turn 21
10.15.48	53 P. SVOBODA	Lap Cancelled (1'48.997) - Art. 1.23.2 (Yellow Flag) - Turn 20
10.16.06	80 G. MASTROLUCA	Lap Cancelled (1'48.738) - Art. 1.23.2 (Yellow Flag) - Turn 20
10.16.38	25 D. BERTA VINALES	Lap Cancelled (1'50.345) - Art. 1.23.2 (Yellow Flag) - Turn 20
10.16.55	65 M. SZAMADO	Lap Cancelled (1'50.507) - Art. 1.23.2 (Yellow Flag) - Turn 20
10.17.27	14 J. MCMANUS	Lap Cancelled (1'52.305) - Art. 1.23.2 (Yellow Flag) - Turn 20
10.18.32	70 M. DUARTE	Lap Cancelled (1'57.627) - Art. 1.23.2 (Yellow Flag) - Turn 20
10.18.57	47 M. CERVENKA	Lap Cancelled (2'09.585) - Art. 1.23.2 (Yellow Flag) - Turn 20
10.19.21	93 M. GAGGI	Lap Cancelled (2'13.415) - Art. 1.23.2 (Yellow Flag) - Turn 20
10.19.45	69 T. BOOTH-AMOS	Lap Cancelled (4'01.072) - Art. 1.23.2 (Yellow Flag) - Turn 20
10.20.02	20 D. LOUREIRO	Lap Cancelled (1'49.433) - Art. 1.23.2 (Yellow Flag) - Turn 20
10.20.47	72 V. STEEMAN	Lap Cancelled (1'47.153) - Art. 1.23.2 (Yellow Flag) - Turn 20
10.21.02	26 M. GENNAI	Lap Cancelled (1'48.900) - Art. 1.23.2 (Yellow Flag) - Turn 20

Start 09:45 End 10:21 The results are provisional until the end of the time limit for protests and appeals and the completion of the technical checks.

These data/results cannot be reproduced, stored and/or transmitted in whole or in part by any manner of electronic, mechanical, photocopying, recording, broadcasting or otherwise now known or herein after developed without the previous express consent by the copyright owner, except for reproduction in daily press and regular printed publications on sale to the public within 60 days of the event related to those data/results and always provided that copyright symbol appears together as follows below.

© DORNA WSBK ORGANIZATION Srl 2021



Official Fuel Supplier

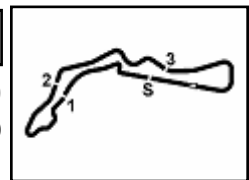


PIRELLI

Official Tyre Supplier



Official Timekeeper



Tissot Czech Round, 6-8 August 2021
Results Tissot Superpole

10.21.47

End Of Session

Fastest Laps Sequence

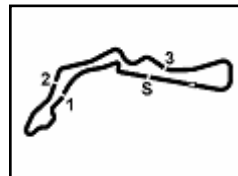
No.	Rider	Nat	Team	Bike	Local Time	Time	Gap	Avg
11	A. CARRASCO	ESP	Kawasaki Provec WorldSSP300	Kawasaki Ninja 400	09:48'58.811	1'52.236		135,101
69	T. BOOTH-AMOS	GBR	Fusport - Rt Motorsports by SKM Kawasaki	Kawasaki Ninja 400	09:49'30.037	1'49.197	-3.039	138,861
54	B. SOFUOGLU	TUR	Biblion Yamaha Motoxracing	Yamaha YZF-R3	09:49'31.560	1'49.099	-0.098	138,986
2	A. CARRION	ESP	Kawasaki GP Project	Kawasaki Ninja 400	09:49'31.789	1'48.719	-0.380	139,471
52	O. KONIG	CZE	Movisio by MIE	Kawasaki Ninja 400	09:51'00.349	1'48.359	-0.360	139,935
72	V. STEEMAN	NED	Freudenberg KTM WorldSSP Team	KTM RC 390 R	09:51'11.518	1'47.802	-0.557	140,658
72	V. STEEMAN	NED	Freudenberg KTM WorldSSP Team	KTM RC 390 R	09:52'58.472	1'46.954	-0.848	141,773
72	V. STEEMAN	NED	Freudenberg KTM WorldSSP Team	KTM RC 390 R	09:54'45.343	1'46.871	-0.083	141,883

07/08/2021 Start End The results are provisional until the end of the time limit for protests and appeals
09:45 10:21 and the completion of the technical checks.

These data/results cannot be reproduced, stored and/or transmitted in whole or in part by any manner of electronic, mechanical, photocopying, recording, broadcasting or otherwise now known or herein after developed without the previous express consent by the copyright owner, except for reproduction in daily press and regular printed publications on sale to the public within 60 days of the event related to those data/results and always provided that copyright symbol appears together as follows below.

© DORNA WSBK ORGANIZATION Srl 2021





Tissot Czech Round, 6-8 August 2021
Starting Grid Race 1 (14 Laps x 4,212 km = 58,968 km)

Autodrom Most 4.212 m

1	72 STEEMAN V. KTM 1'46.871	2	52 KONIG O. Kawasaki 1'47.086	3	99 HUERTAS A. Kawasaki 1'47.091
2	77 BIJMAN R. Yamaha 1'47.150	5	2 CARRION A. Kawasaki 1'47.301	6	69 BOOTH-AMOS T. Kawasaki 1'47.354
3	1 BUIS J. Kawasaki 1'47.365	8	73 PEREZ GONZALEZ J Kawasaki 1'47.422	9	54 SOFUOGLU B. Yamaha 1'47.442
4	83 KAWAKAMI M. Yamaha 1'47.733	11	64 DE CANCELLIS H. Kawasaki 1'47.759	12	26 GENNAI M. Yamaha 1'47.863
5	10 ORRADRE U. Yamaha 1'47.938	14	46 DI SORA S. Kawasaki 1'48.028	15	48 BRIANTI T. Kawasaki 1'48.178
6	61 OKAYA Y. Kawasaki 1'48.263	17	65 SZAMADO M. Kawasaki 1'48.290	18	80 MASTROLUCA G. Yamaha 1'48.333
7	53 SVOBODA P. Yamaha 1'48.334	20	19 RODRIGUEZ NUNEZ Kawasaki 1'48.374	21	44 STANGE C. Kawasaki 1'48.389
8	85 SABATUCCI K. Yamaha 1'48.473	23	21 PEREZ SELFA V. Yamaha 1'48.582	24	87 KAWAKAMI T. Yamaha 1'48.677
9	58 IGLESIAS I. Kawasaki 1'48.690	26	25 BERTA VINALES D. Yamaha 1'48.724	27	20 LOUREIRO D. Kawasaki 1'48.756
10	17 MEUFFELS K. Kawasaki 1'48.779	29	43 KHOURI H. Kawasaki 1'48.805	30	93 GAGGI M. Yamaha 1'48.895
11	33 NUNEZ ROLDAN O. Kawasaki 1'48.915	32	59 ZANCA A. Kawasaki 1'49.016	33	15 COPPOLA A. Yamaha 1'49.018
12	12 FEIGL F. Kawasaki 1'49.034	35	23 MARKARIAN S. Kawasaki 1'49.181	36	55 FRAPPOLA A. Kawasaki 1'49.308
13	11 CARRASCO A. Kawasaki 1'49.392	38	7 GIMBERT J. Kawasaki 1'49.400	39	97 PALAZZI F. Yamaha 1'49.868
14	47 CERVENKA M. Kawasaki 1'50.126	41	22 ROMERO J. Kawasaki 1'51.243	42	14 MCMANUS J. Kawasaki 1'51.584
15	70 DUARTE M. Yamaha 1'52.537	44	30 LISCI N. Yamaha 1'53.876		

07/08/2021 The Race Director

These data/results cannot be reproduced, stored and/or transmitted in whole or in part by any manner of electronic, mechanical, photocopying, recording, broadcasting or otherwise now known or herein after developed without the previous express consent by the copyright owner, except for reproduction in daily press and regular printed publications on sale to the public within 60 days of the event related to those data/results and always provided that copyright symbol appears together as follows below. © DORNA WSBK ORGANIZATION Srl 2021



Official Fuel Supplier

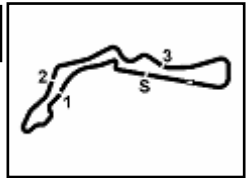


OFFICIAL RACING TYRE

Official Tyre Supplier



Official Timekeeper



Tissot Czech Round, 6-8 August 2021

Best Sectors & Speed Tissot Superpole

BEST LAP			
1	72 V. STEEMAN	KTM RC 390 R	1'46.871
2	52 O. KONIG	Kawasaki Ninja 400	1'47.086
3	99 A. HUERTAS	Kawasaki Ninja 400	1'47.091
4	77 R. BIJMAN	Yamaha YZF-R3	1'47.150
5	2 A. CARRION	Kawasaki Ninja 400	1'47.301
6	69 T. BOOTH-AMOS	Kawasaki Ninja 400	1'47.354
7	1 J. BUIS	Kawasaki Ninja 400	1'47.365
8	73 J. PEREZ GONZALEZ	Kawasaki Ninja 400	1'47.422
9	54 B. SOFUOGLU	Yamaha YZF-R3	1'47.442
10	83 M. KAWAKAMI	Yamaha YZF-R3	1'47.733
11	64 H. DE CANCELLIS	Kawasaki Ninja 400	1'47.759
12	26 M. GENNAI	Yamaha YZF-R3	1'47.863
13	10 U. ORRADRE	Yamaha YZF-R3	1'47.938
14	46 S. DI SORA	Kawasaki Ninja 400	1'48.028
15	48 T. BRIANTI	Kawasaki Ninja 400	1'48.178
16	61 Y. OKAYA	Kawasaki Ninja 400	1'48.263
17	65 M. SZAMADO	Kawasaki Ninja 400	1'48.290
18	80 G. MASTROLUCA	Yamaha YZF-R3	1'48.333
19	53 P. SVOBODA	Yamaha YZF-R3	1'48.334
20	19 V. RODRIGUEZ NUNEZ	Kawasaki Ninja 400	1'48.374
21	44 C. STANGE	Kawasaki Ninja 400	1'48.389
22	85 K. SABATUCCI	Yamaha YZF-R3	1'48.473
23	21 V. PEREZ SELFA	Yamaha YZF-R3	1'48.582
24	87 T. KAWAKAMI	Yamaha YZF-R3	1'48.677
25	58 I. IGLESIAS	Kawasaki Ninja 400	1'48.690
26	25 D. BERTA VINALES	Yamaha YZF-R3	1'48.724
27	20 D. LOUREIRO	Kawasaki Ninja 400	1'48.756
28	17 K. MEUFFELS	Kawasaki Ninja 400	1'48.779
29	43 H. KHOURI	Kawasaki Ninja 400	1'48.805
30	93 M. GAGGI	Yamaha YZF-R3	1'48.895
31	33 O. NUNEZ ROLDAN	Kawasaki Ninja 400	1'48.915
32	59 A. ZANCA	Kawasaki Ninja 400	1'49.016
33	15 A. COPPOLA	Yamaha YZF-R3	1'49.018
34	12 F. FEIGL	Kawasaki Ninja 400	1'49.034
35	23 S. MARKARIAN	Kawasaki Ninja 400	1'49.181
36	55 A. FRAPPOLA	Kawasaki Ninja 400	1'49.308
37	11 A. CARRASCO	Kawasaki Ninja 400	1'49.392
38	7 J. GIMBERT	Kawasaki Ninja 400	1'49.400
39	97 F. PALAZZI	Yamaha YZF-R3	1'49.868
40	47 M. CERVENKA	Kawasaki Ninja 400	1'50.126
41	22 J. ROMERO	Kawasaki Ninja 400	1'51.243
42	14 J. MCMANUS	Kawasaki Ninja 400	1'51.584
43	70 M. DUARTE	Yamaha YZF-R3	1'52.537
44	30 N. LISCI	Yamaha YZF-R3	1'53.876

SPEED		
1	2 A. CARRION	Kawasaki Ninja 400 201,9
2	99 A. HUERTAS	Kawasaki Ninja 400 200,0
3	64 H. DE CANCELLIS	Kawasaki Ninja 400 199,6
4	17 K. MEUFFELS	Kawasaki Ninja 400 197,4
5	80 G. MASTROLUCA	Yamaha YZF-R3 196,7
6	83 M. KAWAKAMI	Yamaha YZF-R3 196,0
7	93 M. GAGGI	Yamaha YZF-R3 195,3
8	7 J. GIMBERT	Kawasaki Ninja 400 194,9
9	87 T. KAWAKAMI	Yamaha YZF-R3 194,9
10	65 M. SZAMADO	Kawasaki Ninja 400 194,6
11	85 K. SABATUCCI	Yamaha YZF-R3 194,6
12	54 B. SOFUOGLU	Yamaha YZF-R3 194,6
13	19 V. RODRIGUEZ NUNEZ	Kawasaki Ninja 400 194,6
14	44 C. STANGE	Kawasaki Ninja 400 194,2
15	73 J. PEREZ GONZALEZ	Kawasaki Ninja 400 193,9
16	11 A. CARRASCO	Kawasaki Ninja 400 193,9
17	46 S. DI SORA	Kawasaki Ninja 400 193,9
18	25 D. BERTA VINALES	Yamaha YZF-R3 193,5
19	52 O. KONIG	Kawasaki Ninja 400 193,5
20	1 J. BUIS	Kawasaki Ninja 400 193,2
21	10 U. ORRADRE	Yamaha YZF-R3 193,2
22	33 O. NUNEZ ROLDAN	Kawasaki Ninja 400 193,2
23	59 A. ZANCA	Kawasaki Ninja 400 193,2
24	48 T. BRIANTI	Kawasaki Ninja 400 192,9
25	97 F. PALAZZI	Yamaha YZF-R3 192,9
26	61 Y. OKAYA	Kawasaki Ninja 400 192,5
27	72 V. STEEMAN	KTM RC 390 R 192,2
28	77 R. BIJMAN	Yamaha YZF-R3 192,2
29	43 H. KHOURI	Kawasaki Ninja 400 191,8
30	23 S. MARKARIAN	Kawasaki Ninja 400 191,8
31	12 F. FEIGL	Kawasaki Ninja 400 191,8
32	58 I. IGLESIAS	Kawasaki Ninja 400 191,2
33	53 P. SVOBODA	Yamaha YZF-R3 190,8
34	20 D. LOUREIRO	Kawasaki Ninja 400 190,8
35	26 M. GENNAI	Yamaha YZF-R3 190,5
36	47 M. CERVENKA	Kawasaki Ninja 400 190,5
37	22 J. ROMERO	Kawasaki Ninja 400 190,5
38	55 A. FRAPPOLA	Kawasaki Ninja 400 190,1
39	21 V. PEREZ SELFA	Yamaha YZF-R3 190,1
40	14 J. MCMANUS	Kawasaki Ninja 400 189,5
41	15 A. COPPOLA	Yamaha YZF-R3 188,2
42	70 M. DUARTE	Yamaha YZF-R3 187,8
43	69 T. BOOTH-AMOS	Kawasaki Ninja 400 186,5
44	30 N. LISCI	Yamaha YZF-R3 179,4

07/08/2021

These data/results cannot be reproduced, stored and/or transmitted in whole or in part by any manner of electronic, mechanical, photocopying, recording, broadcasting or otherwise now known or herein after developed without the previous express consent by the copyright owner, except for reproduction in daily press and regular printed publications on sale to the public within 60 days of the event related to those data/results and always provided that copyright symbol appears together as follows below.

© DORNA WSBK ORGANIZATION Srl 2021



Official Fuel Supplier

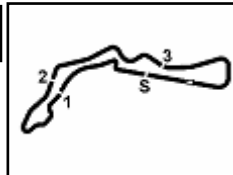


FICR PERUGIA TIMING

Official Tyre Supplier



Official Timekeeper



Tissot Czech Round, 6-8 August 2021

Best Sectors & Speed Tissot Superpole

Autodrom Most 4.212 m

2 / 2

SEG. 1			SEG. 2			SEG. 3			SEG. 4						
1	99	A. HUERTAS	27.609	1	72	V. STEEMAN	25.676	1	72	V. STEEMAN	25.966	1	2	A. CARRION	26.516
2	52	O. KONIG	27.715	2	99	A. HUERTAS	25.937	2	52	O. KONIG	26.170	2	99	A. HUERTAS	26.525
3	1	J. BUIS	27.855	3	77	R. BIJMAN	25.940	3	69	T. BOOTH-AMOS	26.211	3	64	H. DE CANCELLIS	26.576
4	72	V. STEEMAN	27.921	4	2	A. CARRION	25.968	4	83	M. KAWAKAMI	26.250	4	72	V. STEEMAN	26.634
5	46	S. DI SORA	27.938	5	69	T. BOOTH-AMOS	25.971	5	73	J. PEREZ GONZALEZ	26.266	5	77	R. BIJMAN	26.634
6	73	J. PEREZ GONZALEZ	27.996	6	73	J. PEREZ GONZALEZ	25.998	6	54	B. SOFUOGLU	26.289	6	19	V. RODRIGUEZ NUNEZ	26.666
7	10	U. ORRADRE	28.000	7	54	B. SOFUOGLU	26.003	7	58	I. IGLESIAS	26.325	7	1	J. BUIS	26.689
8	26	M. GENNAI	28.016	8	52	O. KONIG	26.090	8	46	S. DI SORA	26.348	8	10	U. ORRADRE	26.699
9	44	C. STANGE	28.035	9	64	H. DE CANCELLIS	26.115	9	99	A. HUERTAS	26.357	9	83	M. KAWAKAMI	26.713
10	2	A. CARRION	28.036	10	1	J. BUIS	26.172	10	53	P. SVOBODA	26.373	10	61	Y. OKAYA	26.718
11	69	T. BOOTH-AMOS	28.048	11	17	K. MEUFFELS	26.185	11	80	G. MASTROLUCA	26.406	11	21	V. PEREZ SELFA	26.733
12	54	B. SOFUOGLU	28.075	12	44	C. STANGE	26.195	12	2	A. CARRION	26.407	12	53	P. SVOBODA	26.739
13	85	K. SABATUCCI	28.087	13	83	M. KAWAKAMI	26.209	13	64	H. DE CANCELLIS	26.409	13	54	B. SOFUOGLU	26.748
14	65	M. SZAMADO	28.122	14	80	G. MASTROLUCA	26.243	14	1	J. BUIS	26.412	14	25	D. BERTA VINALES	26.794
15	17	K. MEUFFELS	28.128	15	10	U. ORRADRE	26.250	15	77	R. BIJMAN	26.421	15	52	O. KONIG	26.800
16	19	V. RODRIGUEZ NUNEZ	28.154	16	53	P. SVOBODA	26.281	16	48	T. BRIANTI	26.451	16	73	J. PEREZ GONZALEZ	26.806
17	77	R. BIJMAN	28.155	17	25	D. BERTA VINALES	26.283	17	21	V. PEREZ SELFA	26.525	17	26	M. GENNAI	26.839
18	61	Y. OKAYA	28.181	18	87	T. KAWAKAMI	26.287	18	87	T. KAWAKAMI	26.526	18	46	S. DI SORA	26.842
19	21	V. PEREZ SELFA	28.187	19	33	O. NUNEZ ROLDAN	26.287	19	61	Y. OKAYA	26.539	19	58	I. IGLESIAS	26.842
20	83	M. KAWAKAMI	28.221	20	65	M. SZAMADO	26.288	20	23	S. MARKARIAN	26.568	20	48	T. BRIANTI	26.855
21	93	M. GAGGI	28.224	21	58	I. IGLESIAS	26.302	21	17	K. MEUFFELS	26.589	21	33	O. NUNEZ ROLDAN	26.946
22	20	D. LOUREIRO	28.320	22	48	T. BRIANTI	26.317	22	15	A. COPPOLA	26.591	22	69	T. BOOTH-AMOS	26.947
23	64	H. DE CANCELLIS	28.323	23	26	M. GENNAI	26.351	23	44	C. STANGE	26.608	23	44	C. STANGE	26.958
24	48	T. BRIANTI	28.341	24	21	V. PEREZ SELFA	26.364	24	19	V. RODRIGUEZ NUNEZ	26.613	24	65	M. SZAMADO	26.959
25	12	F. FEIGL	28.356	25	85	K. SABATUCCI	26.369	25	93	M. GAGGI	26.614	25	23	S. MARKARIAN	26.960
26	25	D. BERTA VINALES	28.359	26	20	D. LOUREIRO	26.372	26	26	M. GENNAI	26.615	26	85	K. SABATUCCI	26.967
27	7	J. GIMBERT	28.377	27	46	S. DI SORA	26.384	27	10	U. ORRADRE	26.621	27	7	J. GIMBERT	26.978
28	43	H. KHOURI	28.398	28	19	V. RODRIGUEZ NUNEZ	26.397	28	65	M. SZAMADO	26.641	28	87	T. KAWAKAMI	27.008
29	15	A. COPPOLA	28.399	29	61	Y. OKAYA	26.431	29	85	K. SABATUCCI	26.647	29	93	M. GAGGI	27.015
30	23	S. MARKARIAN	28.401	30	12	F. FEIGL	26.489	30	33	O. NUNEZ ROLDAN	26.648	30	12	F. FEIGL	27.019
31	59	A. ZANCA	28.410	31	7	J. GIMBERT	26.493	31	20	D. LOUREIRO	26.666	31	15	A. COPPOLA	27.038
32	87	T. KAWAKAMI	28.422	32	43	H. KHOURI	26.495	32	12	F. FEIGL	26.675	32	80	G. MASTROLUCA	27.052
33	33	O. NUNEZ ROLDAN	28.430	33	93	M. GAGGI	26.509	33	59	A. ZANCA	26.694	33	55	A. FRAPPOLA	27.056
34	80	G. MASTROLUCA	28.443	34	55	A. FRAPPOLA	26.533	34	25	D. BERTA VINALES	26.699	34	17	K. MEUFFELS	27.086
35	11	A. CARRASCO	28.494	35	15	A. COPPOLA	26.549	35	47	M. CERVENKA	26.699	35	20	D. LOUREIRO	27.105
36	55	A. FRAPPOLA	28.522	36	59	A. ZANCA	26.601	36	55	A. FRAPPOLA	26.718	36	11	A. CARRASCO	27.114
37	97	F. PALAZZI	28.561	37	47	M. CERVENKA	26.611	37	43	H. KHOURI	26.766	37	97	F. PALAZZI	27.118
38	53	P. SVOBODA	28.621	38	11	A. CARRASCO	26.642	38	7	J. GIMBERT	26.942	38	59	A. ZANCA	27.123
39	47	M. CERVENKA	28.720	39	23	S. MARKARIAN	26.668	39	97	F. PALAZZI	27.009	39	43	H. KHOURI	27.146
40	22	J. ROMERO	28.724	40	97	F. PALAZZI	26.679	40	11	A. CARRASCO	27.095	40	47	M. CERVENKA	27.211
41	58	I. IGLESIAS	28.774	41	22	J. ROMERO	27.008	41	22	J. ROMERO	27.333	41	22	J. ROMERO	27.545
42	14	J. MCMANUS	29.069	42	14	J. MCMANUS	27.119	42	14	J. MCMANUS	27.617	42	14	J. MCMANUS	27.669
43	70	M. DUARTE	29.445	43	70	M. DUARTE	27.528	43	70	M. DUARTE	27.638	43	70	M. DUARTE	27.748
44	30	N. LISCI	29.677	44	30	N. LISCI	27.994	44	30	N. LISCI	27.675	44	30	N. LISCI	28.177

07/08/2021

These data/results cannot be reproduced, stored and/or transmitted in whole or in part by any manner of electronic, mechanical, photocopying, recording, broadcasting or otherwise now known or herein after developed without the previous express consent by the copyright owner, except for reproduction in daily press and regular printed publications on sale to the public within 60 days of the event related to those data/results and always provided that copyright symbol appears together as follows below.

© DORNA WSBK ORGANIZATION Srl 2021



Official Fuel Supplier

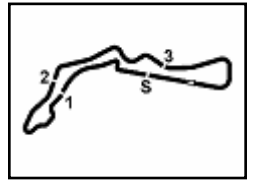


FICR PERUGIA TIMING

Official Tyre Supplier



Official Timekeeper



Autodrom Most 4.212 m
1 / 2

Tissot Czech Round, 6-8 August 2021

Ideal Times Tissot Superspole

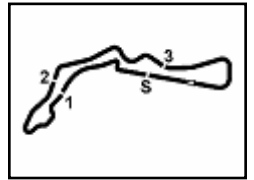
No.	Rider	Nat	Bike	Seg. 1 Diff. 1	Seg. 2 Diff. 2	Seg. 3 Diff. 3	Seg. 4 Diff. 4	Ideal Time		
								Best Lap	Pos.	Diff.
1	72 V. STEEMAN	NED	KTM RC 390 R	27.921 +0.228	25.676 +0.280	25.966 +0.166	26.634	1'46.197 1'46.871	1	0.674
2	99 A. HUERTAS	ESP	Kawasaki Ninja 400	27.609 +0.450	25.937 +0.213	26.357	26.525	1'46.428 1'47.091	3	0.663
3	52 O. KONIG	CZE	Kawasaki Ninja 400	27.715 +0.311	26.090	26.170	26.800	1'46.775 1'47.086	2	0.311
4	2 A. CARRION	ESP	Kawasaki Ninja 400	28.036 +0.169	25.968	26.407	26.516 +0.205	1'46.927 1'47.301	5	0.374
5	73 J. PEREZ GONZALEZ	ESP	Kawasaki Ninja 400	27.996	25.998 +0.257	26.266 +0.099	26.806	1'47.066 1'47.422	8	0.356
6	54 B. SOFUOGLU	TUR	Yamaha YZF-R3	28.075 +0.273	26.003	26.289 +0.054	26.748	1'47.115 1'47.442	9	0.327
7	1 J. BUIS	NED	Kawasaki Ninja 400	27.855	26.172	26.412 +0.237	26.689	1'47.128 1'47.365	7	0.237
8	77 R. BIJMAN	NED	Yamaha YZF-R3	28.155	25.940	26.421	26.634	1'47.150 1'47.150	4	
9	69 T. BOOTH-AMOS	GBR	Kawasaki Ninja 400	28.048 +0.087	25.971	26.211 +0.090	26.947	1'47.177 1'47.354	6	0.177
10	83 M. KAWAKAMI	BRA	Yamaha YZF-R3	28.221 +0.340	26.209	26.250	26.713	1'47.393 1'47.733	10	0.340
11	64 H. DE CANCELLIS	FRA	Kawasaki Ninja 400	28.323 +0.008	26.115	26.409 +0.073	26.576 +0.255	1'47.423 1'47.759	11	0.336
12	46 S. DI SORA	FRA	Kawasaki Ninja 400	27.938 +0.178	26.384 +0.072	26.348 +0.186	26.842 +0.080	1'47.512 1'48.028	14	0.516
13	10 U. ORRADRE	ESP	Yamaha YZF-R3	28.000 +0.229	26.250 +0.127	26.621 +0.012	26.699	1'47.570 1'47.938	13	0.368
14	44 C. STANGE	GER	Kawasaki Ninja 400	28.035	26.195 +0.403	26.608	26.958 +0.190	1'47.796 1'48.389	21	0.593
15	21 V. PEREZ SELFA	ESP	Yamaha YZF-R3	28.187	26.364 +0.134	26.525 +0.474	26.733 +0.165	1'47.809 1'48.582	23	0.773
16	26 M. GENNAI	ITA	Yamaha YZF-R3	28.016	26.351 +0.042	26.615	26.839	1'47.821 1'47.863	12	0.042
17	19 V. RODRIGUEZ NUNEZ	ESP	Kawasaki Ninja 400	28.154 +0.073	26.397 +0.006	26.613	26.666 +0.465	1'47.830 1'48.374	20	0.544
18	61 Y. OKAYA	JPN	Kawasaki Ninja 400	28.181	26.431 +0.185	26.539 +0.209	26.718	1'47.869 1'48.263	16	0.394
19	48 T. BRIANTI	ITA	Kawasaki Ninja 400	28.341 +0.176	26.317	26.451 +0.038	26.855	1'47.964 1'48.178	15	0.214
20	17 K. MEUFFELS	NED	Kawasaki Ninja 400	28.128 +0.373	26.185 +0.178	26.589 +0.240	27.086	1'47.988 1'48.779	28	0.791
21	65 M. SZAMADO	HUN	Kawasaki Ninja 400	28.122	26.288	26.641 +0.074	26.959 +0.206	1'48.010 1'48.290	17	0.280
22	53 P. SVOBODA	CZE	Yamaha YZF-R3	28.621	26.281 +0.050	26.373 +0.002	26.739 +0.268	1'48.014 1'48.334	19	0.320
23	85 K. SABATUCCI	ITA	Yamaha YZF-R3	28.087 +0.204	26.369	26.647 +0.109	26.967 +0.090	1'48.070 1'48.473	22	0.403
24	25 D. BERTA VINALES	ESP	Yamaha YZF-R3	28.359	26.283 +0.589	26.699	26.794	1'48.135 1'48.724	26	0.589
25	80 G. MASTROLUCA	ITA	Yamaha YZF-R3	28.443	26.243	26.406 +0.030	27.052 +0.159	1'48.144 1'48.333	18	0.189
26	87 T. KAWAKAMI	BRA	Yamaha YZF-R3	28.422 +0.029	26.287	26.526 +0.061	27.008 +0.344	1'48.243 1'48.677	24	0.434
27	58 I. IGLESIAS	ESP	Kawasaki Ninja 400	28.774 +0.124	26.302 +0.064	26.325	26.842 +0.259	1'48.243 1'48.690	25	0.447
28	33 O. NUNEZ ROLDAN	ESP	Kawasaki Ninja 400	28.430	26.287	26.648	26.946 +0.604	1'48.311 1'48.915	31	0.604
29	93 M. GAGGI	ITA	Yamaha YZF-R3	28.224 +0.346	26.509 +0.109	26.614 +0.054	27.015 +0.024	1'48.362 1'48.895	30	0.533
30	20 D. LOUREIRO	RSA	Kawasaki Ninja 400	28.320	26.372 +0.048	26.666	27.105 +0.245	1'48.463 1'48.756	27	0.293
31	12 F. FEIGL	CZE	Kawasaki Ninja 400	28.356	26.489 +0.047	26.675 +0.200	27.019 +0.248	1'48.539 1'49.034	34	0.495
32	15 A. COPPOLA	ITA	Yamaha YZF-R3	28.399 +0.108	26.549 +0.064	26.591 +0.194	27.038 +0.075	1'48.577 1'49.018	33	0.441
33	23 S. MARKARIAN	FRA	Kawasaki Ninja 400	28.401 +0.348	26.668 +0.106	26.568	26.960 +0.130	1'48.597 1'49.181	35	0.584

07/08/2021

These data/results cannot be reproduced, stored and/or transmitted in whole or in part by any manner of electronic, mechanical, photocopying, recording, broadcasting or otherwise now known or herein after developed without the previous express consent by the copyright owner, except for reproduction in daily press and regular printed publications on sale to the public within 60 days of the event related to those data/results and always provided that copyright symbol appears together as follows below.

© DORNA WSBK ORGANIZATION Srl 2021





Tissot Czech Round, 6-8 August 2021

Ideal Times Tissot Superpole

Autodrom Most 4.212 m
2 / 2

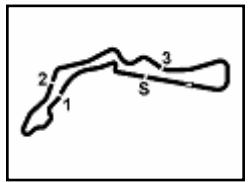
No.	Rider	Nat	Bike	Seg. 1	Seg. 2	Seg. 3	Seg. 4	Ideal Time		
				Diff. 1	Diff. 2	Diff. 3	Diff. 4	Best Lap	Pos.	Diff.
34	7 J. GIMBERT	FRA	Kawasaki Ninja 400	28.377 +0.154	26.493 +0.192	26.942	26.978 +0.264	1'48.790 1'49.400	38	0.610
35	43 H. KHOURI	AUS	Kawasaki Ninja 400	28.398	26.495	26.766	27.146	1'48.805 1'48.805	29	
36	59 A. ZANCA	ITA	Kawasaki Ninja 400	28.410 +0.180	26.601	26.694 +0.008	27.123	1'48.828 1'49.016	32	0.188
37	55 A. FRAPPOLA	ITA	Kawasaki Ninja 400	28.522	26.533	26.718 +0.066	27.056 +0.413	1'48.829 1'49.308	36	0.479
38	47 M. CERVENKA	CZE	Kawasaki Ninja 400	28.720 +0.353	26.611 +0.150	26.699 +0.086	27.211 +0.296	1'49.241 1'50.126	40	0.885
39	11 A. CARRASCO	ESP	Kawasaki Ninja 400	28.494	26.642	27.095	27.114 +0.047	1'49.345 1'49.392	37	0.047
40	97 F. PALAZZI	ITA	Yamaha YZF-R3	28.561 +0.043	26.679 +0.189	27.009 +0.269	27.118	1'49.367 1'49.868	39	0.501
41	22 J. ROMERO	ARG	Kawasaki Ninja 400	28.724	27.008 +0.121	27.333 +0.512	27.545	1'50.610 1'51.243	41	0.633
42	14 J. MCMANUS	IRL	Kawasaki Ninja 400	29.069	27.119	27.617 +0.110	27.669	1'51.474 1'51.584	42	0.110
43	70 M. DUARTE	POR	Yamaha YZF-R3	29.445	27.528	27.638	27.748 +0.178	1'52.359 1'52.537	43	0.178
44	30 N. LISCI	ITA	Yamaha YZF-R3	29.677	27.994	27.675 +0.353	28.177	1'53.523 1'53.876	44	0.353
Overall Ideal Time				27.609	25.676	25.966	26.516	1'45.767		

07/08/2021

These data/results cannot be reproduced, stored and/or transmitted in whole or in part by any manner of electronic, mechanical, photocopying, recording, broadcasting or otherwise now known or herein after developed without the previous express consent by the copyright owner, except for reproduction in daily press and regular printed publications on sale to the public within 60 days of the event related to those data/results and always provided that copyright symbol appears together as follows below.

© DORNA WSBK ORGANIZATION Srl 2021





Tissot Czech Round, 6-8 August 2021

Chronological Analysis Tissot Superpole

Autodrom Most 4.212 m

1 / 5

1° 72 V. STEEMAN (1'46.871)							
Lap	Seg.1	Seg.2	Seg.3	Seg.4	Lap Time	km/h	Local Time
1							9:46'15.990
2	1'46.378	26.910	27.212	27.226	3'07.726P		9:49'23.716
3	28.456	26.153	26.312	26.881	1'47.802	183,4	9:51'11.518
4	28.130	25.948	26.138	26.738	1'46.954	184,3	9:52'58.472
5	28.149	25.956	26.132	26.634	1'46.871	187,8	9:54'45.343
6	27.921	25.877	35.578	46.649	2'16.025P	192,2	9:57'01.368
7	2'49.519	26.366	29.969	27.121	4'12.975P		10:01'14.343
8	28.077	25.784	26.267	27.025	1'47.153C	187,5	10:03'01.496
9	31.959	26.217	26.909	27.285	1'52.370C	183,4	10:04'53.866
10	27.996	25.676	25.966	26.644	1'46.282C	186,5	10:06'40.148

7	28.128	26.595	26.533	26.799	1'48.055	190,8	9:56'43.003
8	28.700	26.541	27.074	26.580	1'48.895	186,9	9:58'31.898
9	28.814	27.774	27.131	27.242	1'50.961	201,9	10:00'22.859
10	28.258	26.156	26.881	26.945	1'48.240	194,2	10:02'11.099
11	28.036	26.483	26.780	28.321	1'49.620	196,0	10:04'00.719
12	28.791	26.892	27.116	27.296	1'50.095	188,2	10:05'50.814

2° 52 O. KONIG (1'47.086)							
Lap	Seg.1	Seg.2	Seg.3	Seg.4	Lap Time	km/h	Local Time
1							9:46'33.267
2	1'10.788	28.395	30.356	29.184	2'38.723P		9:49'11.990
3	28.281	26.636	26.378	27.064	1'48.359	188,2	9:51'00.349
4	28.066	27.566	27.971	27.642	1'51.245	191,5	9:52'51.594
5	28.475	29.216	27.720	28.082	1'53.493C	192,2	9:54'45.087
6	28.247	26.182	31.744	28.537	1'54.710	189,8	9:56'39.797
7	28.188	26.160	26.369	29.165	1'49.882	184,0	9:58'29.679
8	28.569	32.644	28.467	28.958	1'58.638	193,5	10:00'28.317
9	28.026	26.090	26.170	26.800	1'47.086	189,8	10:02'15.403
10	27.837	26.267	27.042	33.494	1'54.640	190,1	10:04'10.043
11	27.715	26.091	26.455	26.488	1'46.749C	190,1	10:05'56.792

6° 69 T. BOOTH-AMOS (1'47.354)							
Lap	Seg.1	Seg.2	Seg.3	Seg.4	Lap Time	km/h	Local Time
1							9:44'51.583
2	1'24.506	29.147	27.524	28.080	2'49.257P		9:47'40.840
3	28.865	26.510	26.522	27.300	1'49.197	182,1	9:49'30.037
4	28.579	26.484	26.408	27.037	1'48.508	183,1	9:51'18.545
5	28.353	26.135	26.398	27.032	1'47.918	186,5	9:53'06.463
6	28.135	25.971	26.301	26.947	1'47.354	184,3	9:54'53.817
7	28.048	26.692	27.436	43.701	2'05.877P	184,9	9:56'59.694
8	2'38.546	29.009	26.439	27.078	4'01.072CP		10:01'00.766
9	28.216	26.052	26.211	26.967	1'47.446	182,1	10:02'48.212

3° 99 A. HUERTAS (1'47.091)							
Lap	Seg.1	Seg.2	Seg.3	Seg.4	Lap Time	km/h	Local Time
1							9:46'30.773
2	59.868	38.243	31.420	30.296	2'39.827P		9:49'10.600
3	28.183	27.180	26.535	26.927	1'48.825	192,2	9:50'59.425
4	28.301	27.669	26.546	28.974	1'51.490	189,8	9:52'50.915
5	28.197	26.158	26.461	27.233	1'48.049	189,5	9:54'38.964
6	35.452	25.962	30.898	30.493	2'02.805C	185,6	9:56'41.769
7	27.847	25.937	26.448	27.109	1'47.341	189,5	9:58'29.110
8	34.338	26.335	26.282	27.053	1'54.008C	186,9	10:00'23.118
9	27.609	26.014	26.539	26.876	1'47.038C	200,0	10:02'10.156
10	27.789	30.601	29.516	29.912	1'57.818	193,9	10:04'07.974
11	28.059	26.150	26.357	26.525	1'47.091	195,3	10:05'55.065

7° 1 J. BUIS (1'47.365)							
Lap	Seg.1	Seg.2	Seg.3	Seg.4	Lap Time	km/h	Local Time
1							9:46'29.202
2	1'13.668	27.916	29.694	28.943	2'40.221P		9:49'09.423
3	28.711	26.581	27.120	27.502	1'49.914	186,9	9:50'59.337
4	28.732	27.040	26.649	27.634	1'50.055	186,5	9:52'49.392
5	33.347	26.525	26.814	27.916	1'54.602C	185,9	9:54'43.994
6	28.327	26.527	26.953	27.052	1'48.859	193,2	9:56'32.853
7	33.542	32.782	27.530	27.219	2'01.073C	190,1	9:58'33.926
8	28.015	26.406	26.412	27.120	1'47.953	190,5	10:00'21.879
9	28.132	26.237	26.582	27.110	1'48.061	188,5	10:02'09.940
10	38.995	26.358	26.721	27.149	1'59.223C	186,9	10:04'09.163
11	27.855	26.172	26.649	26.689	1'47.365	190,5	10:05'56.528

4° 77 R. BIJMAN (1'47.150)							
Lap	Seg.1	Seg.2	Seg.3	Seg.4	Lap Time	km/h	Local Time
1							9:45'54.313
2	1'05.610	29.577	29.389	51.413	2'55.989P		9:48'50.302
3	1'23.122	27.495	27.920	45.127	3'03.664P		9:51'53.966
4	1'38.024	28.625	27.006	27.373	3'01.028P		9:54'54.994
5	28.727	26.268	26.734	26.785	1'48.514	188,2	9:56'43.508
6	28.647	26.249	26.981	26.654	1'48.531	192,2	9:58'32.039
7	28.905	26.635	27.385	27.295	1'50.220	192,2	10:00'22.259
8	28.290	26.478	26.578	26.849	1'48.195	190,1	10:02'10.454
9	38.684	26.340	26.721	27.256	1'59.001C	191,2	10:04'09.455
10	28.155	25.940	26.421	26.634	1'47.150	189,5	10:05'56.605

8° 73 J. PEREZ GONZALEZ (1'47.422)							
Lap	Seg.1	Seg.2	Seg.3	Seg.4	Lap Time	km/h	Local Time
1							9:45'20.606
2	1'00.490	30.253	28.691	27.788	2'27.222P		9:47'47.828
3	28.579	26.602	26.922	27.306	1'49.409	184,6	9:49'37.237
4	28.164	26.310	26.266	27.105	1'47.845	187,8	9:51'25.082
5	27.996	26.255	26.365	26.806	1'47.422	189,8	9:53'12.504
6	28.036	26.361	26.420	27.110	1'47.927	192,5	9:55'00.431
7	32.859	26.882	26.759	44.917	2'11.417CP	193,9	9:57'11.848
8	2'40.371	26.385	27.231	27.540	4'01.527P		10:01'13.375
9	28.689	25.998	26.580	27.065	1'48.332	180,6	10:03'01.707
10	28.303	26.345	26.545	27.212	1'48.405	186,5	10:04'50.112
11	28.532	26.125	26.422	27.253	1'48.332	180,6	10:06'38.444

5° 2 A. CARRION (1'47.301)							
Lap	Seg.1	Seg.2	Seg.3	Seg.4	Lap Time	km/h	Local Time
1							9:44'55.183
2	1'16.657	34.822	29.087	27.321	2'47.887P		9:47'43.070
3	28.498	26.735	26.836	26.650	1'48.719	190,5	9:49'31.789
4	28.447	26.505	26.620	26.516	1'48.088	194,9	9:51'19.877
5	28.364	26.377	26.447	26.582	1'47.770	192,9	9:53'07.647
6	28.205	25.968	26.407	26.721	1'47.301	194,6	9:54'54.948

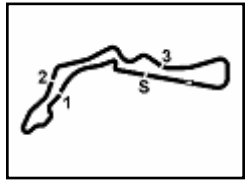
9° 54 B. SOFUOGLU (1'47.442)							
Lap	Seg.1	Seg.2	Seg.3	Seg.4	Lap Time	km/h	Local Time
1							9:45'19.477
2	57.556	29.799	28.419	27.210	2'22.984P		9:47'42.461
3	28.784	26.731	26.555	27.029	1'49.099	188,5	9:49'31.560
4	28.280	26.671	26.428	26.953	1'48.332	194,6	9:51'19.892
5	28.280	26.164	26.289	26.763	1'47.496	189,5	9:53'07.388
6	28.348	26.003	26.343	26.748	1'47.442	187,2	9:54'54.830
7	28.301	26.446	26.422	26.946	1'48.115	183,7	9:56'42.945
8	28.297	26.177	26.320	26.823	1'47.617	185,9	9:58'30.562
9	28.350	26.444	27.448	31.584	1'53.826	194,6	10:00'24.388
10	28.220	26.054	26.462	27.009	1'47.745	189,1	10:02'12.133
11	28.075	26.380	26.376	27.670	1'48.501	187,2	10:04'00.634
12	28.756	26.881	26.929	27.299	1'49.865	187,5	10:05'50.499

07/08/2021 P = Pits In/Out - C = Lap Time Cancelled

These data/results cannot be reproduced, stored and/or transmitted in whole or in part by any manner of electronic, mechanical, photocopying, recording, broadcasting or otherwise now known or herein after developed without the previous express consent by the copyright owner, except for reproduction in daily press and regular printed publications on sale to the public within 60 days of the event related to those data/results and always provided that copyright symbol appears together as follows below.

© DORNA WSBK ORGANIZATION Srl 2021





Tissot Czech Round, 6-8 August 2021

Chronological Analysis Tissot Superpole

Autodrom Most 4.212 m

10° 83 M. KAWAKAMI (1'47.733)							
Lap	Seg.1	Seg.2	Seg.3	Seg.4	Lap Time	km/h	Local Time
1							9:45'06.359
2	1'13.098	30.425	28.520	27.471	2'39.514P		9:47'45.873
3	28.672	27.295	26.593	27.041	1'49.601	193,9	9:49'35.474
4	28.341	26.408	26.449	26.816	1'48.014	193,9	9:51'23.488
5	29.197	26.502	26.603	27.004	1'49.306	187,2	9:53'12.794
6	28.342	26.411	26.811	27.213	1'48.777	189,8	9:55'01.571
7	28.221	26.580	26.608	27.207	1'48.616	194,2	9:56'50.187
8	28.730	26.550	26.297	27.199	1'48.776	179,7	9:58'38.963
9	28.863	26.355	26.460	27.716	1'49.394	182,7	10:00'28.357
10	28.561	26.209	26.250	26.713	1'47.733	188,2	10:02'16.090
11	28.384	26.343	26.542	26.966	1'48.235	196,0	10:04'04.325
12	28.604	26.477	26.459	27.032	1'48.572	191,8	10:05'52.897

8	28.209	26.444	26.774	27.032	1'48.459	192,5	10:00'20.090
9	28.289	30.370	26.916	27.065	1'52.640	187,2	10:02'12.730
10	27.938	26.790	26.761	27.010	1'48.499	193,9	10:04'01.229
11	28.421	26.647	26.812	28.106	1'49.986	188,8	10:05'51.215

11° 64 H. DE CANCELLIS (1'47.759)							
Lap	Seg.1	Seg.2	Seg.3	Seg.4	Lap Time	km/h	Local Time
1		29.642	28.613	27.854			9:47'45.827
2	28.703	27.051	26.582	26.850	1'49.186	191,5	9:49'35.013
3	28.359	26.593	26.415	27.073	1'48.440	192,2	9:51'23.453
4	28.647	26.335	26.623	26.576	1'48.181	189,5	9:53'11.634
5	28.323	26.673	26.784	26.869	1'48.649	192,2	9:55'00.283
6	29.024	26.383	26.700	26.844	1'48.951C	193,5	9:56'49.234
7	28.620	26.259	26.655	27.016	1'48.550	186,9	9:58'37.784
8	28.587	27.088	26.853	27.591	1'50.119	183,4	10:00'27.903
9	28.619	26.249	26.409	26.866	1'48.143	184,3	10:02'16.046
10	28.324	26.136	26.944	29.894	1'51.298	199,6	10:04'07.344
11	28.331	26.115	26.482	26.831	1'47.759	185,2	10:05'55.103

15° 48 T. BRIANTI (1'48.178)							
Lap	Seg.1	Seg.2	Seg.3	Seg.4	Lap Time	km/h	Local Time
1		29.694	28.376	27.753			9:47'45.955
2	28.877	27.497	27.510	27.432	1'51.316	192,5	9:49'37.271
3	28.421	26.459	26.451	26.911	1'48.242	191,5	9:51'25.513
4	30.305	26.543	26.506	27.132	1'50.486C	189,8	9:53'15.999
5	28.729	26.398	26.755	27.029	1'48.911	192,9	9:55'04.910
6	28.341	26.479	26.484	27.392	1'48.696	186,9	9:56'53.606
7	28.517	26.317	26.489	26.855	1'48.178	190,1	9:58'41.784
8	29.108	27.123	27.478	27.363	1'51.072	191,5	10:00'32.856
9	29.888	28.935	27.119	27.224	1'53.166	188,2	10:02'26.022
10	28.632	35.417	27.332	27.376	1'58.757	184,3	10:04'24.779
11	28.865	26.689	26.595	27.254	1'49.403	180,9	10:06'14.182

12° 26 M. GENNAI (1'47.863)							
Lap	Seg.1	Seg.2	Seg.3	Seg.4	Lap Time	km/h	Local Time
1							9:44'51.962
2	1'25.602	30.026	29.657	27.193	2'52.478P		9:47'44.440
3	28.375	27.065	27.550	27.002	1'49.992	189,8	9:49'34.432
4	28.404	26.723	26.727	27.153	1'49.007	187,5	9:51'23.439
5	28.016	26.393	26.615	26.839	1'47.863	190,5	9:53'11.302
6	28.349	26.481	26.645	27.265	1'48.740	190,5	9:55'00.042
7	31.335	27.163	26.954	43.339	2'08.791CP	184,6	9:57'08.833
8	2'43.814	26.670	27.625	27.423	4'05.532P		10:01'14.365
9	28.362	26.351	26.869	27.318	1'48.900C	189,1	10:03'03.265
10	29.073	27.014	27.010	27.473	1'50.570	184,0	10:04'53.835
11	28.199	26.484	27.032	27.352	1'49.067	184,0	10:06'42.902

16° 61 Y. OKAYA (1'48.263)							
Lap	Seg.1	Seg.2	Seg.3	Seg.4	Lap Time	km/h	Local Time
1							9:46'19.803
2	56.580	27.616	27.597	27.743	2'19.536P		9:48'39.339
3	29.710	27.081	26.957	27.465	1'51.213	182,1	9:50'30.552
4	28.766	26.725	26.539	46.291	2'08.321P	183,4	9:52'38.873
5	2'42.752	27.015	27.174	27.175	4'04.116P		9:56'42.989
6	28.332	26.431	26.696	26.906	1'48.365	189,5	9:58'31.354
7	28.333	26.609	27.396	28.233	1'50.571	190,8	10:00'21.925
8	28.181	26.616	26.748	26.718	1'48.263	187,5	10:02'10.188
9	28.282	27.638	27.701	28.183	1'51.804	188,8	10:04'01.992
10	28.901	26.486	27.085	27.428	1'49.900	192,5	10:05'51.892

13° 10 U. ORRADRE (1'47.938)							
Lap	Seg.1	Seg.2	Seg.3	Seg.4	Lap Time	km/h	Local Time
1		35.005	28.371	26.945			9:47'41.872
2	28.795	26.634	26.826	26.965	1'49.220	190,5	9:49'31.092
3	28.148	26.250	26.642	26.774	1'47.814C	191,2	9:51'18.906
4	28.229	26.377	26.633	26.699	1'47.938	188,8	9:53'06.844
5	28.057	26.290	26.621	43.471	2'04.439P	193,2	9:55'11.283
6	1'56.067	27.948	26.869	27.211	3'18.095P		9:58'29.378
7	28.780	31.904	26.787	27.074	1'54.545	188,8	10:00'23.923

17° 65 M. SZAMADO (1'48.290)							
Lap	Seg.1	Seg.2	Seg.3	Seg.4	Lap Time	km/h	Local Time
1							9:45'00.351
2	1'16.957	30.060	29.383	27.575	2'43.975P		9:47'44.326
3	29.009	26.747	27.694	27.182	1'50.632	187,8	9:49'34.958
4	28.862	26.737	26.798	27.160	1'49.557	194,6	9:51'24.515
5	28.213	26.637	26.872	26.959	1'48.681	189,5	9:53'13.196
6	28.122	26.288	26.715	27.165	1'48.290	193,9	9:55'01.486
7	28.465	26.595	26.641	27.127	1'48.828	190,5	9:56'50.314
8	28.150	26.457	26.701	27.339	1'48.647	186,5	9:58'38.961
9	33.119	26.595	26.926	27.547	1'54.187C	185,6	10:00'33.148
10	29.210	26.584	27.134	27.579	1'50.507C	193,9	10:02'23.655
11	32.759	26.917	27.328	27.697	1'54.701C	187,2	10:04'18.356
12	28.782	26.779	27.046	27.539	1'50.146	183,4	10:06'08.502

14° 46 S. DI SORA (1'48.028)							
Lap	Seg.1	Seg.2	Seg.3	Seg.4	Lap Time	km/h	Local Time
1		29.184	27.473	27.559			9:47'40.192
2	29.208	26.563	27.056	27.439	1'50.266	177,9	9:49'30.458
3	28.411	26.439	26.348	26.842	1'48.040	185,2	9:51'18.498
4	28.503	26.463	26.391	26.888	1'48.245	183,4	9:53'06.743
5	28.353	26.384	26.454	27.312	1'48.503	188,2	9:54'55.226
6	28.116	26.456	26.534	26.922	1'48.028	191,8	9:56'43.274
7	28.365	26.536	26.543	26.913	1'48.357	191,2	9:58'31.631

18° 80 G. MASTROLUCA (1'48.333)							
Lap	Seg.1	Seg.2	Seg.3	Seg.4	Lap Time	km/h	Local Time
1		37.362	28.239	27.473			9:47'41.900
2	29.054	26.939	26.787	27.052	1'49.832	192,2	9:49'31.732
3	28.919	26.886	26.842	27.274	1'49.921	193,2	9:51'21.653
4	28.509	26.383	26.653	27.282	1'48.827	192,5	9:53'10.480
5	28.450	26.674	26.813	27.677	1'49.614	196,7	9:55'00.094
6	28.755	26.369	28.861	27.504	1'51.489	183,7	9:56'51.583
7	28.744	26.565	26.685	27.153	1'49.147	183,7	9:58'40.730
8	28.567	26.278	26.491	27.143	1'48.479	186,5	10:00'29.209
9	28.798	26.356	26.406	27.178	1'48.738C	187,2	10:02'17.947
10	28.443	26.243	26.436	27.211	1'48.333	186,5	10:04'06.280
11	28.524	26.335	26.465	27.342	1'48.666C	184,6	10:05'54.946

07/08/2021 P = Pits In/Out - C = Lap Time Cancelled

These data/results cannot be reproduced, stored and/or transmitted in whole or in part by any manner of electronic, mechanical, photocopying, recording, broadcasting or otherwise now known or herein after developed without the previous express consent by the copyright owner, except for reproduction in daily press and regular printed publications on sale to the public within 60 days of the event related to those data/results and always provided that copyright symbol appears together as follows below.

© DORNA WSBK ORGANIZATION Srl 2021

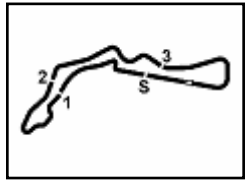


Official Fuel Supplier

FKR PERUGIA TIMING

Official Tyre Supplier

Official Timekeeper



Tissot Czech Round, 6-8 August 2021

Chronological Analysis Tissot Superpole

Autodrom Most 4.212 m

3 / 5

19° 53 P. SVOBODA (1'48.334)							
Lap	Seg.1	Seg.2	Seg.3	Seg.4	Lap Time	km/h	Local Time
1		30.287	28.979	27.455			9:47'43.513
2	28.920	27.182	26.373	26.964	1'49.439	187,8	9:49'32.952
3	28.698	26.543	26.442	26.828	1'48.511	187,2	9:51'21.463
4	28.633	26.615	26.551	27.115	1'48.914	190,5	9:53'10.377
5	28.945	26.665	26.660	27.437	1'49.707	190,8	9:55'00.084
6	30.838	26.698	26.904	27.054	1'51.494C	187,2	9:56'51.578
7	28.777	27.056	26.654	27.253	1'49.740	182,7	9:58'41.318
8	28.673	26.378	26.505	27.361	1'48.917	189,1	10:00'30.235
9	28.930	26.646	26.438	26.983	1'48.997C	184,0	10:02'19.232
10	28.621	26.331	26.375	27.007	1'48.334	184,9	10:04'07.566
11	28.947	26.281	26.561	26.739	1'48.528	186,2	10:05'56.094

20° 19 V. RODRIGUEZ NUNEZ (1'48.374)							
Lap	Seg.1	Seg.2	Seg.3	Seg.4	Lap Time	km/h	Local Time
1							9:45'27.664
2	55.351	30.074	30.757	28.037	2'24.219P		9:47'51.883
3	29.069	26.810	27.333	39.875	2'03.087P	183,1	9:49'54.970
4	2'57.904	27.354	27.217	27.500	4'19.975P		9:54'14.945
5	28.920	26.582	26.862	27.433	1'49.797	183,1	9:56'04.742
6	28.748	26.499	26.694	27.332	1'49.273	182,4	9:57'54.015
7	28.716	26.397	26.821	38.732	2'00.666P	182,4	9:59'54.681
8	58.051	26.583	26.820	26.666	2'18.120P		10:02'12.801
9	28.154	26.933	27.287	26.940	1'49.314	194,6	10:04'02.115
10	28.227	26.403	26.613	27.131	1'48.374	192,9	10:05'50.489

21° 44 C. STANGE (1'48.389)							
Lap	Seg.1	Seg.2	Seg.3	Seg.4	Lap Time	km/h	Local Time
1							9:46'24.277
2	1'06.115	36.822	33.524	28.822	2'45.283P		9:49'09.560
3	28.800	26.542	26.975	27.529	1'49.846	187,8	9:50'59.406
4	28.373	26.739	26.830	28.257	1'50.199	189,1	9:52'49.605
5	33.373	26.418	26.825	27.840	1'54.456C	186,5	9:54'44.061
6	28.035	26.598	26.608	27.148	1'48.389	194,2	9:56'32.450
7	32.645	31.377	26.830	27.060	1'57.912C	185,9	9:58'30.362
8	28.576	26.400	26.795	27.460	1'49.231	189,5	10:00'19.593
9	28.294	26.195	26.622	27.456	1'48.567	186,9	10:02'08.160
10	29.471	28.597	27.888	27.959	1'53.915	180,3	10:04'02.075
11	28.912	26.832	26.631	26.958	1'49.333	188,5	10:05'51.408

22° 85 K. SABATUCCI (1'48.473)							
Lap	Seg.1	Seg.2	Seg.3	Seg.4	Lap Time	km/h	Local Time
1							9:45'17.796
2	59.586	29.861	28.984	27.488	2'25.919P		9:47'43.715
3	28.795	27.343	27.328	27.527	1'50.993	190,8	9:49'34.708
4	28.567	26.597	26.686	26.967	1'48.817	190,5	9:51'23.525
5	28.495	27.130	26.987	27.045	1'49.657	189,1	9:53'13.182
6	28.348	26.423	26.647	27.124	1'48.542	190,1	9:55'01.724
7	28.087	26.764	27.352	30.396	1'52.599	194,6	9:56'54.323
8	31.885	27.176	27.282	43.195	2'09.538P	185,9	9:59'03.861
9	1'45.473	27.645	26.968	28.382	3'08.468P		10:02'12.329
10	28.309	27.186	27.247	28.525	1'51.267	187,5	10:04'03.596
11	28.291	26.369	26.756	27.057	1'48.473	191,8	10:05'52.069

23° 21 V. PEREZ SELFA (1'48.582)							
Lap	Seg.1	Seg.2	Seg.3	Seg.4	Lap Time	km/h	Local Time
1							9:46'20.262
2	1'10.793	38.171	31.875	29.095	2'49.934P		9:49'10.360
3	28.406	27.391	26.691	27.676	1'50.164C	186,2	9:51'00.196
4	28.866	26.698	26.525	27.240	1'49.329	186,5	9:52'49.689
5	29.853	26.728	28.078	28.778	1'53.437	187,2	9:54'43.126

6	29.596	26.364	26.853	27.049	1'49.862	188,8	9:56'32.988
7	34.957	29.380	30.524	27.110	2'01.971C	187,5	9:58'34.959
8	28.413	27.383	26.941	27.055	1'49.792	185,6	10:00'24.751
9	28.187	26.498	26.999	26.898	1'48.582	190,1	10:02'13.333
10	28.499	26.569	27.058	26.733	1'48.859	189,1	10:04'02.192
11	28.402	26.518	26.702	27.323	1'48.945	189,8	10:05'51.137

24° 87 T. KAWAKAMI (1'48.677)							
Lap	Seg.1	Seg.2	Seg.3	Seg.4	Lap Time	km/h	Local Time
1							9:46'15.471
2	1'28.340	28.037	29.809	29.134	2'55.320P		9:49'10.791
3	28.623	26.702	26.596	27.378	1'49.299	189,5	9:51'00.090
4	28.576	27.705	27.037	28.610	1'51.928	185,2	9:52'52.018
5	28.451	26.287	26.587	27.352	1'48.677	188,8	9:54'40.695
6	34.657	26.782	27.870	31.592	2'00.901C	184,0	9:56'41.596
7	28.935	26.517	27.748	27.008	1'50.208	177,6	9:58'31.804
8	29.107	30.933	26.966	27.607	1'54.613	192,5	10:00'26.417
9	28.751	26.403	26.791	27.735	1'49.680	187,8	10:02'16.097
10	28.654	26.509	26.926	29.429	1'51.518	194,9	10:04'07.615
11	28.422	26.645	26.526	27.105	1'48.698	189,1	10:05'56.313

25° 58 I. IGLESIAS (1'48.690)							
Lap	Seg.1	Seg.2	Seg.3	Seg.4	Lap Time	km/h	Local Time
1							9:44'58.465
2	1'19.994	31.344	28.864	27.557	2'47.759P		9:47'46.224
3	29.548	26.861	27.423	27.588	1'51.420	190,8	9:49'37.644
4	28.986	26.494	26.564	27.273	1'49.317	186,9	9:51'26.961
5	28.898	26.366	26.325	27.101	1'48.690	188,5	9:53'15.651
6	29.150	26.467	26.755	27.813	1'50.185	182,7	9:55'05.836
7	28.985	26.333	26.362	27.222	1'48.902	184,6	9:56'54.738
8	28.856	26.302	26.897	43.887	2'05.942P	187,8	9:59'00.680
9	1'47.348	30.789	27.130	26.995	3'12.262P		10:02'12.942
10	28.774	26.740	27.113	26.853	1'49.480	191,2	10:04'02.422
11	28.901	26.612	26.708	26.842	1'49.063	190,5	10:05'51.485

26° 25 D. BERTA VINALES (1'48.724)							
Lap	Seg.1	Seg.2	Seg.3	Seg.4	Lap Time	km/h	Local Time
1							9:45'19.933
2	56.328	29.814	28.187	27.337	2'21.666P		9:47'41.599
3	29.487	27.103	27.273	26.885	1'50.748	191,5	9:49'32.347
4	28.632	26.567	26.731	26.884	1'48.814	192,5	9:51'21.161
5	28.359	26.872	26.699	26.794	1'48.724	193,5	9:53'09.885
6	28.462	26.482	26.772	27.238	1'48.954	193,5	9:54'58.839
7	28.863	26.339	27.179	27.313	1'49.694	186,9	9:56'48.533
8	31.652	26.960	26.846	27.373	1'52.831C	186,2	9:58'41.364
9	29.055	27.039	27.866	27.141	1'51.101	191,2	10:00'32.465
10	29.731	26.318	27.002	27.294	1'50.345C	190,5	10:02'22.810
11	28.628	26.283	27.016	27.121	1'49.048	186,9	10:04'11.858
12	28.676	26.412	26.772	27.145	1'49.005	187,8	10:06'00.863

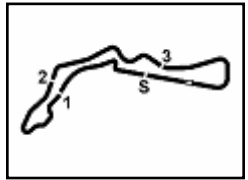
27° 20 D. LOUREIRO (1'48.756)							
Lap	Seg.1	Seg.2	Seg.3	Seg.4	Lap Time	km/h	Local Time
1							9:47'43.483
2	28.827	26.685	26.842	27.105	1'49.459	188,8	9:49'32.942
3	28.841	26.684	26.674	27.411	1'49.610	185,9	9:51'22.552
4	28.320	26.420	26.666	27.350	1'48.756	187,2	9:53'11.308
5	28.385	26.921	27.070	27.338	1'49.714	187,8	9:55'01.022
6	28.420	27.064	27.753	49.924	2'13.161P	190,8	9:57'14.183
7	2'24.257	29.529	26.742	27.557	3'48.085P		10:01'02.268
8	28.642	26.372	26.740	27.679	1'49.433C	182,4	10:02'51.701
9	28.626	26.422	26.713	27.621	1'49.382	181,5	10:04'41.083
10	28.632	26.373	26.743	27.497	1'49.245	180,3	10:06'30.328

07/08/2021 P = Pits In/Out - C = Lap Time Cancelled

These data/results cannot be reproduced, stored and/or transmitted in whole or in part by any manner of electronic, mechanical, photocopying, recording, broadcasting or otherwise now known or herein after developed without the previous express consent by the copyright owner, except for reproduction in daily press and regular printed publications on sale to the public within 60 days of the event related to those data/results and always provided that copyright symbol appears together as follows below.

© DORNA WSBK ORGANIZATION Srl 2021





Tissot Czech Round, 6-8 August 2021

Chronological Analysis Tissot Superpole

Autodrom Most 4.212 m

28° 17 K. MEUFFELS (1'48.779)							
Lap	Seg.1	Seg.2	Seg.3	Seg.4	Lap Time	km/h	Local Time
1							9:46'31.825
2	1'11.504	28.108	30.438	29.550	2'39.600P		9:49'11.425
3	28.571	26.519	26.676	27.344	1'49.110	190,1	9:51'00.535
4	28.495	26.592	26.589	29.038	1'50.714	197,4	9:52'51.249
5	28.561	26.662	28.416	28.625	1'52.264	190,1	9:54'43.513
6	28.490	26.548	26.597	27.286	1'48.921	191,8	9:56'32.434
7	31.715	30.609	27.474	27.441	1'57.239C	186,5	9:58'29.673
8	28.699	32.549	27.288	27.795	1'56.331	187,8	10:00'26.004
9	28.501	26.363	26.829	27.086	1'48.779	190,1	10:02'14.783
10	28.128	26.693	27.805	30.178	1'52.804	191,5	10:04'07.587
11	28.360	26.185	26.719	26.599	1'47.863C	187,8	10:05'55.450

29° 43 H. KHOURI (1'48.805)							
Lap	Seg.1	Seg.2	Seg.3	Seg.4	Lap Time	km/h	Local Time
1							9:44'53.011
2	1'24.727	29.891	30.279	27.866	2'52.763P		9:47'45.774
3	28.869	27.485	27.540	27.528	1'51.422	191,8	9:49'37.196
4	28.562	26.660	27.112	27.296	1'49.630	189,8	9:51'26.826
5	28.464	26.623	26.787	27.153	1'49.027	190,8	9:53'15.853
6	30.226	26.598	26.801	27.294	1'50.919C	189,8	9:55'06.772
7	28.398	26.495	26.766	27.146	1'48.805	190,5	9:56'55.577
8	28.430	26.512	27.063	27.338	1'49.343	190,1	9:58'44.920
9	28.671	26.897	26.810	27.246	1'49.624	186,5	10:00'34.544
10	28.430	26.916	27.082	39.243	2'01.671P	188,5	10:02'36.215
11	1'08.968	26.905	27.093	27.605	2'30.571P		10:05'06.786

30° 93 M. GAGGI (1'48.895)							
Lap	Seg.1	Seg.2	Seg.3	Seg.4	Lap Time	km/h	Local Time
1							9:44'53.700
2	1'22.753	31.328	29.782	27.428	2'51.291P		9:47'44.991
3	29.008	27.148	26.956	27.250	1'50.362	189,1	9:49'35.353
4	28.699	26.563	26.971	27.095	1'49.328	192,2	9:51'24.681
5	28.224	26.929	26.843	27.015	1'49.011	195,3	9:53'13.692
6	28.570	26.618	26.668	27.039	1'48.895	191,2	9:55'02.587
7	28.717	26.860	27.114	28.051	1'50.742	188,8	9:56'53.329
8	29.027	27.754	27.183	28.484	1'52.448	183,4	9:58'45.777
9	28.737	26.509	26.614	27.054	1'48.914	185,9	10:00'34.691
10	34.180	29.217	27.493	42.525	2'13.415CP	193,5	10:02'48.106
11	1'09.164	27.624	27.790	28.017	2'32.595P		10:05'20.701

31° 33 O. NUNEZ ROLDAN (1'48.915)							
Lap	Seg.1	Seg.2	Seg.3	Seg.4	Lap Time	km/h	Local Time
1							9:46'31.306
2	59.272	33.779	33.087	31.838	2'37.976P		9:49'09.282
3	29.117	26.983	27.254	27.695	1'51.049	177,6	9:51'00.331
4	28.912	27.044	26.759	28.081	1'50.796	193,2	9:52'51.127
5	28.728	26.485	26.979	27.386	1'49.578	184,0	9:54'40.705
6	29.046	28.207	27.744	27.620	1'52.617	181,8	9:56'33.322
7	28.659	27.106	28.052	28.995	1'52.812	187,5	9:58'26.134
8	34.355	26.637	26.966	28.118	1'56.076C	180,0	10:00'22.210
9	28.515	26.554	27.066	26.946	1'49.081	187,8	10:02'11.291
10	28.430	26.287	26.648	27.550	1'48.915	192,2	10:04'00.206
11	31.948	26.678	26.999	27.167	1'52.792C	178,8	10:05'52.998

32° 59 A. ZANCA (1'49.016)							
Lap	Seg.1	Seg.2	Seg.3	Seg.4	Lap Time	km/h	Local Time
1							9:44'57.101
2	1'11.205	38.697	30.712	27.937	2'48.551P		9:47'45.652
3	29.330	27.449	27.755	27.571	1'52.105C	188,8	9:49'37.757

4	28.961	26.785	26.857	27.229	1'49.832	188,5	9:51'27.589
5	28.590	26.601	26.702	27.123	1'49.016	193,2	9:53'16.605
6	28.410	26.670	26.834	27.474	1'49.388	192,9	9:55'05.993
7	30.452	26.635	26.810	27.363	1'51.260C	186,2	9:56'57.253
8	28.623	28.737	27.051	45.813	2'10.224P	189,5	9:59'07.477
9	1'00.841	29.281	29.696	49.820	2'49.638P		10:01'57.115
10	1'07.376	27.138	27.160	27.402	2'29.076CP		10:04'26.191
11	28.726	26.613	26.694	27.151	1'49.184	185,2	10:06'15.375

33° 15 A. COPPOLA (1'49.018)							
Lap	Seg.1	Seg.2	Seg.3	Seg.4	Lap Time	km/h	Local Time
1			30.067	27.643	27.760		9:47'41.207
2	29.335	26.633	26.637	27.177	1'49.782	182,1	9:49'30.989
3	28.824	26.796	26.591	27.051	1'49.262	183,1	9:51'20.251
4	28.473	26.706	26.743	27.127	1'49.049	187,2	9:53'09.300
5	33.645	27.828	27.037	27.443	1'55.953	183,1	9:55'05.253
6	28.399	26.652	26.714	28.143	1'49.908	186,9	9:56'55.161
7	28.779	26.808	26.870	44.214	2'06.671P	188,2	9:59'01.832
8	1'37.903	31.066	31.855	33.100	3'13.924P		10:02'15.756
9	28.703	26.549	26.754	27.038	1'49.044	186,5	10:04'04.800
10	28.507	26.613	26.785	27.113	1'49.018	186,5	10:05'53.818

34° 12 F. FEIGL (1'49.034)							
Lap	Seg.1	Seg.2	Seg.3	Seg.4	Lap Time	km/h	Local Time
1							9:44'51.781
2	1'14.844	39.370	27.653	27.677	2'49.544P		9:47'41.325
3	29.404	26.900	26.675	27.139	1'50.118	186,2	9:49'31.443
4	28.900	26.698	26.738	27.019	1'49.355	190,1	9:51'20.798
5	28.356	26.536	26.875	27.267	1'49.034	187,5	9:53'09.832
6	28.759	30.061	26.786	27.286	1'52.892	188,2	9:55'02.724
7	28.490	26.673	27.105	42.692	2'04.960P	191,8	9:57'07.684
8	3'35.512	29.372	28.012	27.756	5'00.652P		10:02'08.336
9	28.904	29.342	27.921	27.198	1'53.365	187,5	10:04'01.701
10	28.709	26.489	27.221	27.309	1'49.728	186,9	10:05'51.429

35° 23 S. MARKARIAN (1'49.181)							
Lap	Seg.1	Seg.2	Seg.3	Seg.4	Lap Time	km/h	Local Time
1							9:44'54.186
2	1'16.144	36.305	29.065	27.544	2'49.058P		9:47'43.244
3	29.145	27.416	26.701	27.089	1'50.351	190,1	9:49'33.595
4	28.749	26.774	26.568	27.090	1'49.181	191,8	9:51'22.776
5	28.401	26.668	27.072	27.372	1'49.513	191,8	9:53'12.289
6	28.585	26.681	26.984	26.960	1'49.210	189,1	9:55'01.499
7	30.581	26.919	26.805	27.555	1'51.860C	191,8	9:56'53.359
8	28.786	27.556	27.228	44.479	2'08.049P	185,9	9:59'01.408
9	1'42.013	32.016	27.328	27.462	3'08.819P		10:02'10.227
10	28.784	26.908	27.015	27.329	1'50.036	190,8	10:04'00.263

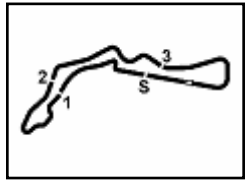
36° 55 A. FRAPPOLA (1'49.308)							
Lap	Seg.1	Seg.2	Seg.3	Seg.4	Lap Time	km/h	Local Time
1							9:44'56.598
2	1'21.673	29.489	30.320	27.958	2'49.440P		9:47'46.038
3	29.652	27.042	27.556	27.762	1'52.012	189,8	9:49'38.050
4	29.002	26.909	26.718	27.364	1'49.993	190,1	9:51'28.043
5	28.522	26.533	26.784	27.469	1'49.308	185,2	9:53'17.351
6	31.066	27.373	28.459	40.939	2'07.837CP	183,7	9:55'25.188
7	1'37.805	29.085	30.660	27.620	3'05.170P		9:58'30.358
8	28.766	26.749	27.323	27.528	1'50.366	185,2	10:00'20.724
9	28.830	27.323	27.190	27.125	1'50.468	181,2	10:02'11.192
10	28.971	27.607	27.543	27.453	1'51.574	188,5	10:04'02.766
11	28.644	26.811	26.955	27.056	1'49.466	185,9	10:05'52.232

07/08/2021 P = Pits In/Out - C = Lap Time Cancelled

These data/results cannot be reproduced, stored and/or transmitted in whole or in part by any manner of electronic, mechanical, photocopying, recording, broadcasting or otherwise now known or herein after developed without the previous express consent by the copyright owner, except for reproduction in daily press and regular printed publications on sale to the public within 60 days of the event related to those data/results and always provided that copyright symbol appears together as follows below.

© DORNA WSBK ORGANIZATION Srl 2021





Tissot Czech Round, 6-8 August 2021

Chronological Analysis Tissot Superpole

Autodrom Most 4.212 m
5 / 5

37° 11 A. CARRASCO (1'49.392)							
Lap	Seg.1	Seg.2	Seg.3	Seg.4	Lap Time	km/h	Local Time
1		28.617	27.892	28.000			9:47'06.575
2	29.274	27.025	28.137	27.800	1'52.236	182,1	9:48'58.811
3	29.207	27.066	27.667	27.704	1'51.644	182,4	9:50'50.455
4	35.213	31.385	27.573	27.888	2'02.059C	182,4	9:52'52.514
5	28.735	26.906	27.378	27.366	1'50.385	190,5	9:54'42.899
6	33.070	26.670	27.569	31.589	1'58.898C	186,5	9:56'41.797
7	28.801	27.020	27.610	27.469	1'50.900	184,9	9:58'32.697
8	28.624	27.006	27.257	27.485	1'50.372	190,1	10:00'23.069
9	28.587	26.680	27.208	27.114	1'49.589	193,9	10:02'12.658
10	28.611	26.945	27.725	27.571	1'50.852	193,2	10:04'03.510
11	28.494	26.642	27.095	27.161	1'49.392	190,1	10:05'52.902

10	29.130	28.099	28.051	27.548	1'52.828	186,9	10:04'03.661
11	28.724	27.129	27.845	27.545	1'51.243	185,9	10:05'54.904

38° 7 J. GIMBERT (1'49.400)							
Lap	Seg.1	Seg.2	Seg.3	Seg.4	Lap Time	km/h	Local Time
1		35.921	28.100	27.338			9:47'41.253
2	29.200	26.560	27.066	26.978	1'49.804	188,5	9:49'31.057
3	28.815	26.779	27.015	27.121	1'49.730	188,5	9:51'20.787
4	28.531	26.685	26.942	27.242	1'49.400	191,2	9:53'10.187
5	28.569	26.493	27.377	27.606	1'50.045	193,2	9:55'00.232
6	28.453	26.582	27.724	47.514	2'10.273P	193,9	9:57'10.505
7	3'32.128	30.978	34.551	27.775	5'05.432P		10:02'15.937
8	28.777	26.684	27.072	27.957	1'50.490	194,9	10:04'06.427
9	28.377	26.567	29.115	27.012	1'51.071	189,5	10:05'57.498

42° 14 J. MCMANUS (1'51.584)							
Lap	Seg.1	Seg.2	Seg.3	Seg.4	Lap Time	km/h	Local Time
1		36.398	31.220	48.328			9:47'41.827
2	43.392	27.836	28.487	28.506	2'08.221P		9:49'50.048
3	29.539	27.755	28.173	28.316	1'53.783	181,5	9:51'43.831
4	29.554	28.493	28.773	46.110	2'12.930P	180,9	9:53'56.761
5	1'28.521	27.882	28.319	27.871	2'52.593P		9:56'49.354
6	29.149	27.261	27.773	27.719	1'51.902	187,2	9:58'41.256
7	29.069	27.119	27.727	27.669	1'51.584	189,5	10:00'32.840
8	29.686	27.199	27.617	27.803	1'52.305C	187,5	10:02'25.145
9	31.653	27.388	27.864	27.877	1'54.782C	181,5	10:04'19.927
10	29.163	27.331	27.944	27.932	1'52.370	183,4	10:06'12.297

39° 97 F. PALAZZI (1'49.868)							
Lap	Seg.1	Seg.2	Seg.3	Seg.4	Lap Time	km/h	Local Time
1		37.837	29.563	27.838			9:47'44.431
2	29.048	27.142	27.307	27.394	1'50.891	187,5	9:49'35.322
3	28.911	27.158	27.133	27.403	1'50.605	191,8	9:51'25.927
4	28.561	26.833	27.009	27.491	1'49.894	190,5	9:53'15.821
5	31.266	31.719	28.496	46.605	2'18.086CP	188,5	9:55'33.907
6	1'35.349	27.079	27.567	27.656	2'57.651P		9:58'31.558
7	29.058	27.318	27.322	27.649	1'51.347	191,8	10:00'22.905
8	29.161	27.010	27.789	27.321	1'51.281	192,9	10:02'14.186
9	28.571	26.679	27.521	27.313	1'50.084	187,2	10:04'04.270
10	28.604	26.868	27.278	27.118	1'49.868	190,8	10:05'54.138

43° 70 M. DUARTE (1'52.537)							
Lap	Seg.1	Seg.2	Seg.3	Seg.4	Lap Time	km/h	Local Time
1		30.515	28.735	28.812			9:47'08.690
2	30.386	29.728	29.357	29.866	1'59.337	178,5	9:49'08.027
3	30.239	28.932	27.989	28.086	1'55.246	178,8	9:51'03.273
4	29.705	27.947	28.096	28.081	1'53.829	182,7	9:52'57.102
5	29.810	27.712	28.063	28.195	1'53.780	182,7	9:54'50.882
6	31.103	27.701	28.183	28.079	1'55.066	180,9	9:56'45.948
7	29.792	27.728	28.170	27.748	1'53.438	183,1	9:58'39.386
8	29.445	27.528	27.638	27.926	1'52.537	187,8	10:00'31.923
9	31.340	28.183	28.914	29.190	1'57.627C	182,7	10:02'29.550
10	30.405	29.388	29.457	28.639	1'57.889	181,2	10:04'27.439

40° 47 M. CERVENKA (1'50.126)							
Lap	Seg.1	Seg.2	Seg.3	Seg.4	Lap Time	km/h	Local Time
1		37.666	28.445	27.592			9:47'42.406
2	29.291	27.038	26.939	27.683	1'50.951	186,2	9:49'33.357
3	29.073	26.761	26.785	27.507	1'50.126	189,1	9:51'23.483
4	29.283	27.005	26.699	27.211	1'50.198	186,2	9:53'13.681
5	28.720	26.938	27.188	27.590	1'50.436	190,5	9:55'04.117
6	28.945	26.611	27.105	27.610	1'50.271	186,5	9:56'54.388
7	31.376	27.256	27.368	28.120	1'54.120	188,2	9:58'48.508
8	29.038	26.978	27.420	27.940	1'51.376	183,4	10:00'39.884
9	29.292	27.691	27.329	45.273	2'09.585CP	181,8	10:02'49.469

44° 30 N. LISCI (1'53.876)							
Lap	Seg.1	Seg.2	Seg.3	Seg.4	Lap Time	km/h	Local Time
1							9:46'05.420
2	59.956	30.183	28.222	29.360	2'27.721P		9:48'33.141
3	29.677	27.994	28.028	28.177	1'53.876	174,5	9:50'27.017
4	34.116	28.906	28.045	49.753	2'20.820P	179,4	9:52'47.837

41° 22 J. ROMERO (1'51.243)							
Lap	Seg.1	Seg.2	Seg.3	Seg.4	Lap Time	km/h	Local Time
1							9:44'57.849
2	1'12.056	36.620	29.120	28.724	2'46.520P		9:47'44.369
3	29.914	27.642	27.872	28.161	1'53.589	184,0	9:49'37.958
4	29.088	27.114	27.333	27.718	1'51.253	190,5	9:51'29.211
5	28.902	27.134	27.671	28.064	1'51.771	182,7	9:53'20.982
6	29.317	27.279	27.690	44.174	2'08.460P	180,6	9:55'29.442
7	1'26.191	28.807	30.974	30.580	2'56.552P		9:58'25.994
8	29.637	27.355	27.975	28.384	1'53.351	175,0	10:00'19.345
9	29.427	27.008	27.409	27.644	1'51.488	177,0	10:02'10.833

07/08/2021

P = Pits In/Out - C = Lap Time Cancelled

These data/results cannot be reproduced, stored and/or transmitted in whole or in part by any manner of electronic, mechanical, photocopying, recording, broadcasting or otherwise now known or herein after developed without the previous express consent by the copyright owner, except for reproduction in daily press and regular printed publications on sale to the public within 60 days of the event related to those data/results and always provided that copyright symbol appears together as follows below.

© DORNA WSBK ORGANIZATION Srl 2021



Official Fuel Supplier

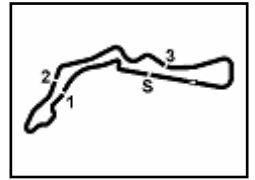


FKR PERUGIA TIMING

Official Tyre Supplier



Official Timekeeper



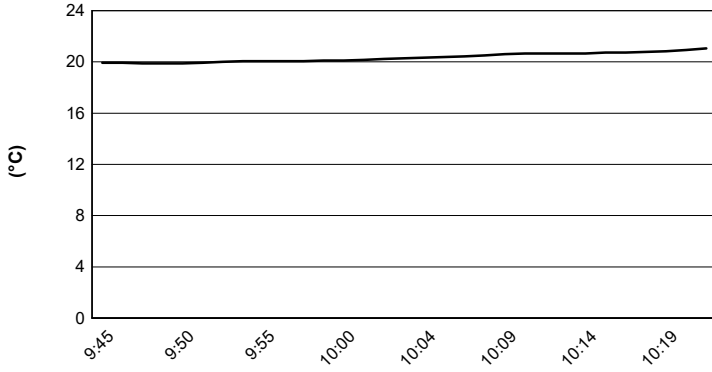
Autodrom Most 4.212 m

Tissot Czech Round, 6-8 August 2021

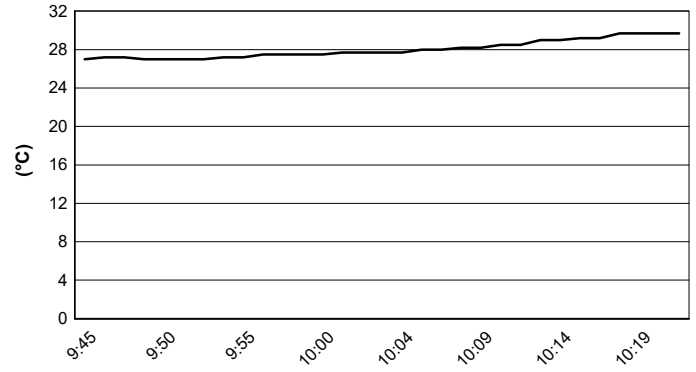
Weather Report Tissot Superpole

Session started 09:45 - Session ended 10:21

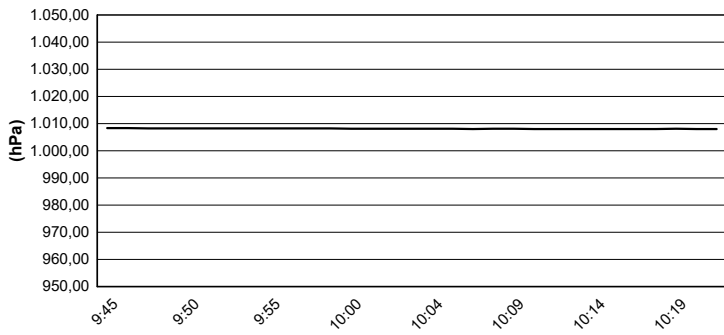
Air Temperature



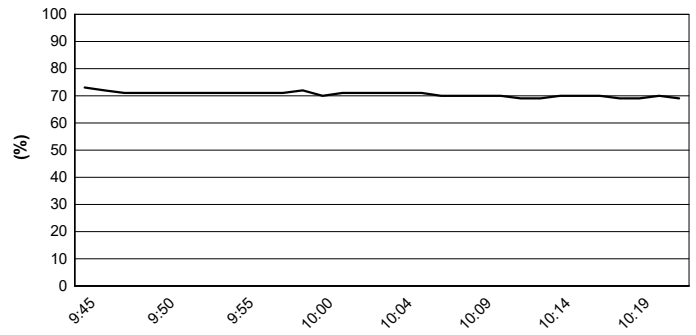
Track Temperature



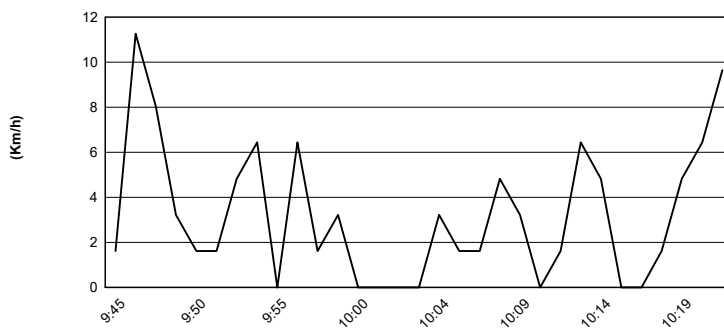
Air Pressure



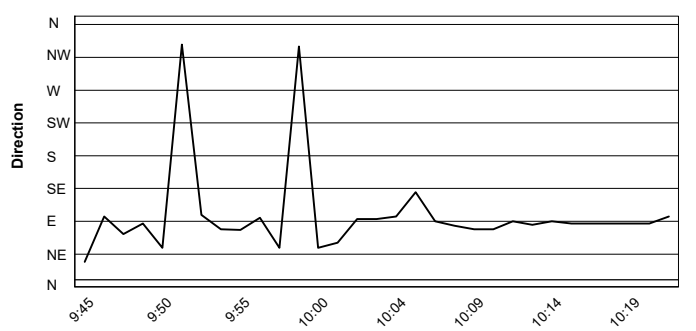
Humidity



Wind Speed



Wind Direction



07/08/2021

These data/results cannot be reproduced, stored and/or transmitted in whole or in part by any manner of electronic, mechanical, photocopying, recording, broadcasting or otherwise now known or herein after developed without the previous express consent by the copyright owner, except for reproduction in daily press and regular printed publications on sale to the public within 60 days of the event related to those data/results and always provided that copyright symbol appears together as follows below.

© DORNA WSBK ORGANIZATION Srl 2021



Official Fuel Supplier

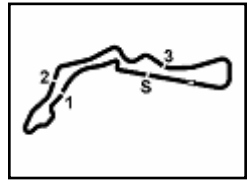


FICR PERUGIA TIMING

Official Tyre Supplier



Official Timekeeper



Autodrom Most 4.212 m

Tissot Czech Round, 6-8 August 2021

Tissot Superpole Ranking

	2018	2019	2020	2021
01 Aragon	Perez (Esp) Kaw 2'07.938 (142,9 Km/h)	Gonzalez (Esp) Kaw 2'06.938 (144,0 Km/h)	Buis (Ned) Kaw 2'05.739 (145,4 Km/h)	Kawakami (Bra) Yam 2'06.498 (144,5 Km/h)
02 Misano	Hendra Pratama (Ina) Yam 1'50.517 (137,7 Km/h)	Gonzalez (Esp) Kaw 1'49.646 (138,8 Km/h)		Sofuoglu (Tur) Yam 1'49.073 (139,5 Km/h)
03 Assen	Perez (Esp) Kaw 1'50.165 (148,4 Km/h)	Hendra Pratama (Ina) Yam 1'51.475 (146,7 Km/h)		Steeman (Ned) Ktm 1'48.767 (150,3 Km/h)
04 Most				Steeman (Ned) Ktm 1'46.871 (0,0 Km/h)
05 Magny-Cours	Deroue (Ned) Kaw 1'54.034 (139,3 Km/h)	Deroue (Ned) Kaw 2'01.155 (131,1 Km/h)	Booth-Amos (Gbr) Kaw 2'05.312 (126,7 Km/h)	
06 Barcelona			Booth-Amos (Gbr) Kaw 1'56.227 (143,3 Km/h)	
07 Jerez		Steeman (Ned) Ktm 1'52.199 (141,9 Km/h)	Kawakami (Bra) Yam 1'52.265 (141,8 Km/h)	
08 Portimao	Edwards (Aus) Kaw 1'56.877 (141,4 Km/h)	Gonzalez (Esp) Kaw 1'55.345 (143,3 Km/h)	Okaya (Jpn) Kaw 1'56.406 (142,0 Km/h)	

2021

- 2 V. Steeman
- 1 T. Kawakami
- 1 B. Sofuoglu

ALL TIMES

- 5 M. Perez
- 3 A. Carrasco
- 3 A. Coppola
- 3 S. Deroue
- 3 M. Gonzalez
- 3 G. Hendra Pratama
- 3 V. Steeman
- 2 T. Booth-Amos
- 2 T. Kawakami
- 2 B. Sofuoglu
- 1 J. Buis
- 1 T. Edwards
- 1 M. Garcia
- 1 N. Kalinin
- 1 M. Kawakami
- 1 A. Muel
- 1 Y. Okaya
- 1 B. Sanchez

07/08/2021

These data/results cannot be reproduced, stored and/or transmitted in whole or in part by any manner of electronic, mechanical, photocopying, recording, broadcasting or otherwise now known or herein after developed without the previous express consent by the copyright owner, except for reproduction in daily press and regular printed publications on sale to the public within 60 days of the event related to those data/results and always provided that copyright symbol appears together as follows below.

© DORNA WSBK ORGANIZATION Srl 2021



