

## Pirelli Navarra Round, 20-22 August 2021 Chronological Analysis Race 1

Circuito De Navarra 3.933 m

Start at 14:00'38.937

1 / 4

1° 45 S. REDDING (1'37.601)							
Lap	Seg.1	Seg.2	Seg.3	Seg.4	Lap Time	km/h	Local Time
1		30.898	29.496	18.622	1'43.503		14:02'22.440
2	19.428	30.322	<b>29.310</b>	<b>18.541</b>	<b>1'37.601</b>	286,5	14:04'00.041
3	<b>19.335</b>	<b>30.220</b>	29.412	18.648	1'37.615	283,5	14:05'37.656
4	19.357	30.313	29.478	18.570	1'37.718	288,0	14:07'15.374
5	19.519	30.390	29.563	18.547	1'38.019	281,3	14:08'53.393
6	19.511	30.406	29.388	18.619	1'37.924	<b>288,8</b>	14:10'31.317
7	19.577	30.443	29.539	18.623	1'38.182	281,3	14:12'09.499
8	19.534	30.427	29.617	18.634	1'38.212	284,2	14:13'47.711
9	19.491	30.500	29.628	18.749	1'38.368	285,7	14:15'26.079
10	19.585	30.506	29.667	18.707	1'38.465	284,2	14:17'04.544
11	19.547	30.445	29.671	18.782	1'38.445	282,7	14:18'42.989
12	19.571	30.582	29.736	18.753	1'38.642	286,5	14:20'21.631
13	19.613	30.529	29.676	18.778	1'38.596	285,0	14:22'00.227
14	19.604	30.568	29.758	18.700	1'38.630	287,2	14:23'38.857
15	19.592	30.526	29.768	18.689	1'38.575	286,5	14:25'17.432
16	19.546	30.559	29.737	18.768	1'38.610	286,5	14:26'56.042
17	19.574	30.589	29.790	18.755	1'38.708	288,0	14:28'34.750
18	19.658	30.638	29.864	18.775	1'38.935	283,5	14:30'13.685
19	19.665	30.767	29.896	18.760	1'39.088	282,7	14:31'52.773
20	19.722	30.713	29.859	18.739	1'39.033	282,7	14:33'31.806
21	19.790	30.675	29.966	18.815	1'39.246	279,1	14:35'11.052
22	19.735	30.664	29.933	18.829	1'39.161	284,2	14:36'50.213
23	19.749	30.739	29.951	19.078	1'39.517	281,3	14:38'29.730
Race Time 37'50.793							

10	19.524	30.518	29.612	18.842	1'38.496	288,0	14:17'08.638
11	19.575	30.576	29.653	18.892	1'38.696	288,8	14:18'47.334
12	19.603	30.559	29.682	18.901	1'38.745	286,5	14:20'26.079
13	19.664	30.666	30.027	18.902	1'39.259	288,8	14:22'05.338
14	19.551	30.556	29.722	18.760	1'38.589	<b>290,3</b>	14:23'43.927
15	19.558	30.617	29.714	18.860	1'38.749	289,5	14:25'22.676
16	19.566	30.589	29.814	18.874	1'38.843	288,8	14:27'01.519
17	19.649	30.562	29.846	18.924	1'38.981	288,8	14:28'40.500
18	19.596	30.681	29.889	18.875	1'39.041	287,2	14:30'19.541
19	19.648	30.570	29.919	18.832	1'38.969	287,2	14:31'58.510
20	19.570	30.532	29.861	18.980	1'38.943	288,8	14:33'37.453
21	19.650	30.684	30.149	18.914	1'39.397	286,5	14:35'16.850
22	19.589	30.693	30.016	18.953	1'39.251	286,5	14:36'56.101
23	19.657	30.793	30.114	18.959	1'39.523	286,5	14:38'35.624
Race Time 37'56.687							

2° 1 J. REA (1'37.351)							
Lap	Seg.1	Seg.2	Seg.3	Seg.4	Lap Time	km/h	Local Time
1		30.469	29.310	18.774	1'43.164		14:02'22.101
2	<b>19.410</b>	<b>30.119</b>	<b>29.144</b>	<b>18.678</b>	<b>1'37.351</b>	286,5	14:03'59.452
3	19.446	30.310	29.310	18.772	1'37.838	285,0	14:05'37.290
4	19.444	30.352	29.366	18.731	1'37.893	284,2	14:07'15.183
5	19.510	30.332	29.523	18.821	1'38.186	285,7	14:08'53.369
6	19.642	30.596	29.526	18.707	1'38.471	285,0	14:10'31.840
7	19.573	30.397	29.662	18.783	1'38.415	287,2	14:12'10.255
8	19.488	30.533	29.533	18.795	1'38.349	<b>288,0</b>	14:13'48.604
9	19.508	30.534	29.576	18.796	1'38.414	287,2	14:15'27.018
10	19.562	30.763	29.687	18.770	1'38.782	<b>288,0</b>	14:17'05.800
11	19.447	30.432	29.655	18.805	1'38.339	<b>288,0</b>	14:18'44.139
12	19.470	30.494	30.450	18.756	1'39.170	<b>288,0</b>	14:20'23.309
13	19.573	30.607	29.661	18.796	1'38.637	<b>288,0</b>	14:22'01.946
14	19.551	30.514	29.656	18.808	1'38.529	<b>288,0</b>	14:23'40.475
15	19.541	30.622	30.528	18.945	1'39.636	<b>288,0</b>	14:25'20.111
16	19.613	30.705	29.756	18.869	1'38.943	285,7	14:26'59.054
17	19.541	30.570	29.783	18.807	1'38.701	285,7	14:28'37.755
18	19.666	30.625	29.837	18.922	1'39.050	285,7	14:30'16.805
19	19.627	30.632	29.862	18.851	1'38.972	<b>288,0</b>	14:31'55.777
20	19.727	30.700	29.788	18.930	1'39.145	<b>288,0</b>	14:33'34.922
21	19.627	30.667	29.834	18.931	1'39.059	287,2	14:35'13.981
22	19.746	30.738	29.825	18.850	1'39.159	286,5	14:36'53.140
23	19.656	30.675	29.848	18.930	1'39.109	<b>288,0</b>	14:38'32.249
Race Time 37'53.312							

4° 55 A. LOCATELLI (1'37.777)							
Lap	Seg.1	Seg.2	Seg.3	Seg.4	Lap Time	km/h	Local Time
1		30.663	29.622	19.066	1'44.236		14:02'23.173
2	19.530	<b>30.263</b>	<b>29.315</b>	<b>18.669</b>	<b>1'37.777</b>	288,8	14:04'00.950
3	<b>19.486</b>	30.361	29.410	18.783	1'38.040	288,8	14:05'38.990
4	19.546	30.339	29.490	18.786	1'38.161	<b>291,1</b>	14:07'17.151
5	19.520	30.331	29.658	18.754	1'38.263	289,5	14:08'55.414
6	19.574	30.427	29.520	18.820	1'38.341	290,3	14:10'33.755
7	19.649	30.522	30.612	18.792	1'39.575	289,5	14:12'13.330
8	19.796	30.396	29.638	18.807	1'38.637	288,8	14:13'51.967
9	19.648	30.572	29.763	18.843	1'38.826	290,3	14:15'30.793
10	19.637	30.525	29.718	18.794	1'38.674	<b>291,1</b>	14:17'09.467
11	19.649	30.565	29.774	18.875	1'38.863	286,5	14:18'48.330
12	19.704	30.536	29.767	18.837	1'38.844	282,7	14:20'27.174
13	19.672	30.492	29.779	18.808	1'38.751	290,3	14:22'05.925
14	19.634	30.556	29.872	18.911	1'38.973	285,7	14:23'44.898
15	19.669	30.766	29.785	18.900	1'39.120	286,5	14:25'24.018
16	19.728	30.655	29.831	18.945	1'39.159	286,5	14:27'03.177
17	19.833	30.691	29.746	18.869	1'39.139	286,5	14:28'42.316
18	19.713	30.689	29.787	18.886	1'39.075	287,2	14:30'21.391
19	19.747	30.653	29.872	18.919	1'39.191	287,2	14:32'00.582
20	19.826	30.762	29.829	18.925	1'39.342	286,5	14:33'39.924
21	19.812	30.795	29.989	18.868	1'39.464	287,2	14:35'19.388
22	19.819	30.952	29.950	18.990	1'39.711	287,2	14:36'59.099
23	19.882	30.920	30.003	19.231	1'40.036	284,2	14:38'39.135
Race Time 38'00.198							

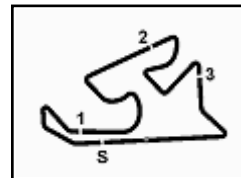
3° 54 T. RAZGATLIOGLU (1'38.059)							
Lap	Seg.1	Seg.2	Seg.3	Seg.4	Lap Time	km/h	Local Time
1		30.822	29.596	<b>18.672</b>	1'44.395		14:02'23.332
2	19.554	<b>30.278</b>	<b>29.401</b>	19.166	1'38.399	288,8	14:04'01.731
3	19.486	30.353	29.459	18.761	<b>1'38.059</b>	<b>290,3</b>	14:05'39.790
4	19.483	30.340	29.605	18.739	1'38.167	288,8	14:07'17.957
5	19.500	30.412	29.555	18.736	1'38.203	<b>290,3</b>	14:08'56.160
6	<b>19.444</b>	30.472	29.440	18.773	1'38.129	289,5	14:10'34.289
7	19.449	30.462	29.545	18.694	1'38.150	289,5	14:12'12.439
8	19.553	30.476	29.748	18.793	1'38.570	288,0	14:13'51.009
9	19.965	30.567	29.735	18.866	1'39.133	288,8	14:15'30.142

5° 22 A. LOWES (1'38.246)							
Lap	Seg.1	Seg.2	Seg.3	Seg.4	Lap Time	km/h	Local Time
1		30.812	30.110	<b>18.667</b>	1'44.631		14:02'23.568
2	19.527	<b>30.410</b>	<b>29.550</b>	18.759	<b>1'38.246</b>	286,5	14:04'01.814
3	19.694	30.436	29.601	18.803	1'38.534	273,4	14:05'40.348
4	19.501	30.769	29.752	18.848	1'38.870	286,5	14:07'19.218
5	<b>19.498</b>	30.613	29.770	18.842	1'38.723	286,5	14:08'57.941
6	19.771	30.737	29.760	18.930	1'39.198	283,5	14:10'37.139
7	19.661	30.663	29.728	18.870	1'38.922	283,5	14:12'16.061
8	19.703	30.682	29.980	18.876	1'39.241	282,7	14:13'55.302
9	19.787	30.628	29.813	18.823	1'39.051	283,5	14:15'34.353
10	19.661	30.793	29.814	18.964	1'39.232	285,7	14:17'13.585
11	19.766	30.604	29.835	18.825	1'39.030	286,5	14:18'52.615
12	19.730	30.595	29.931	18.776	1'39.032	286,5	14:20'31.647
13	19.673	30.698	29.893	18.897	1'39.161	<b>287,2</b>	14:22'10.808
14	19.721	30.642	29.867	18.994	1'39.224	286,5	14:23'50.032
15	20.337	31.074	29.812	18.893	1'40.116	286,5	14:25'30.148
16	19.740	30.565	29.894	18.892	1'39.091	281,3	14:27'09.239
17	19.866	30.710	29.858	18.880	1'39.314	285,7	14:28'48.553
18	19.851	30.761	30.035	18.896	1'39.543	282,7	14:30'28.096
19	19.905	30.677	29.961	18.948	1'39.491	276,9	14:32'07.587
20	19.868	30.733	29.921	18.920	1'39.442	286,5	14:33'47.029

21/08/2021

P = Pits In/Out - C = Lap Time Cancelled

These data/results cannot be reproduced, stored and/or transmitted in whole or in part by any manner of electronic, mechanical, photocopying, recording, broadcasting or otherwise now known or herein after developed without the previous express consent by the copyright owner, except for reproduction in daily press and regular printed publications on



## Pirelli Navarra Round, 20-22 August 2021

### Chronological Analysis Race 1

Circuito De Navarra 3.933 m

Start at 14:00'38.937

2 / 4

21	19.930	30.939	30.050	18.914	1'39.833	280,5	14:35'26.862	6	19.865	<b>30.607</b>	30.000	18.981	1'39.453	274,8	14:10'42.090
22	19.826	30.910	30.055	18.890	1'39.681	283,5	14:37'06.543	7	19.915	30.820	29.944	18.895	1'39.574	277,6	14:12'21.664
23	19.820	30.754	29.961	18.871	1'39.406	276,2	14:38'45.949	8	19.915	30.785	29.866	18.798	1'39.364	271,4	14:14'01.028

Race Time 38'07.012

6° 66 T. SYKES (1'38.356)							
Lap	Seg.1	Seg.2	Seg.3	Seg.4	Lap Time	km/h	Local Time
1		30.961	30.169	18.737	1'44.998		14:02'23.935
2	19.738	<b>30.427</b>	<b>29.518</b>	<b>18.673</b>	<b>1'38.356</b>	276,9	14:04'02.291
3	19.678	30.465	29.653	18.860	1'38.656	276,2	14:05'40.947
4	19.698	30.559	29.631	18.811	1'38.699	279,8	14:07'19.646
5	<b>19.548</b>	30.563	29.744	18.867	1'38.722	282,7	14:08'58.368
6	19.762	30.610	29.835	18.909	1'39.116	280,5	14:10'37.484
7	19.786	30.599	29.695	18.857	1'38.937	282,0	14:12'16.421
8	19.857	30.671	29.881	18.856	1'39.265	277,6	14:13'55.686
9	19.808	30.661	29.842	18.842	1'39.153	283,5	14:15'34.839
10	19.886	30.879	29.836	18.862	1'39.463	279,8	14:17'14.302
11	19.727	30.805	29.995	18.967	1'39.494	<b>284,2</b>	14:18'53.796
12	19.934	30.781	30.100	18.869	1'39.684	278,4	14:20'33.480
13	19.909	30.791	30.039	18.869	1'39.608	276,9	14:22'13.088
14	19.815	30.775	29.948	18.915	1'39.453	<b>284,2</b>	14:23'52.541
15	19.943	30.693	29.922	18.934	1'39.492	<b>284,2</b>	14:25'32.033
16	20.000	30.691	29.909	18.932	1'39.532	277,6	14:27'11.565
17	20.003	30.796	30.037	18.868	1'39.704	273,4	14:28'51.269
18	19.946	30.948	30.085	18.946	1'39.925	276,9	14:30'31.194
19	19.964	30.743	29.982	18.884	1'39.573	280,5	14:32'10.767
20	19.970	30.806	30.146	18.861	1'39.783	276,2	14:33'50.550
21	19.991	30.946	29.952	18.898	1'39.787	282,7	14:35'30.337
22	19.912	30.893	29.995	18.952	1'39.752	283,5	14:37'10.089
23	19.956	30.884	30.328	19.073	1'40.241	282,0	14:38'50.330

Race Time 38'11.393

7° 60 M. VAN DER MARK (1'38.657)							
Lap	Seg.1	Seg.2	Seg.3	Seg.4	Lap Time	km/h	Local Time
1		31.126	30.037	<b>18.819</b>	1'45.709		14:02'24.646
2	19.821	30.548	29.832	18.923	1'39.124	273,4	14:04'03.770
3	19.668	30.564	29.694	18.933	1'38.859	275,5	14:05'42.629
4	19.668	30.733	29.771	19.019	1'39.191	285,7	14:07'21.820
5	19.589	<b>30.531</b>	<b>29.650</b>	18.887	<b>1'38.657</b>	283,5	14:09'00.477
6	19.645	30.619	29.868	18.934	1'39.066	<b>287,2</b>	14:10'39.543
7	19.769	30.698	29.827	18.958	1'39.252	279,8	14:12'18.795
8	19.776	30.560	29.993	18.874	1'39.203	282,7	14:13'57.998
9	19.735	30.732	29.894	18.925	1'39.286	285,7	14:15'37.284
10	19.708	30.728	30.020	18.962	1'39.418	284,2	14:17'16.702
11	<b>19.538</b>	30.842	29.846	18.903	1'39.129	286,5	14:18'55.831
12	19.649	30.847	30.059	18.879	1'39.434	285,7	14:20'35.265
13	19.762	30.777	29.992	18.919	1'39.450	<b>287,2</b>	14:22'14.715
14	19.706	30.824	29.972	18.996	1'39.498	284,2	14:23'54.213
15	19.844	30.992	30.040	19.004	1'39.880	283,5	14:25'34.093
16	19.760	30.781	29.983	19.084	1'39.608	283,5	14:27'13.701
17	19.739	30.880	30.017	19.004	1'39.640	282,7	14:28'53.341
18	19.884	30.927	30.038	18.986	1'39.835	282,0	14:30'33.176
19	19.810	30.781	30.013	19.053	1'39.657	285,7	14:32'12.833
20	19.797	30.887	30.132	19.053	1'39.869	283,5	14:33'52.702
21	19.880	31.055	30.125	19.123	1'40.183	282,7	14:35'32.885
22	19.982	30.964	30.177	19.067	1'40.190	282,0	14:37'13.075
23	19.989	31.155	30.346	19.323	1'40.813	278,4	14:38'53.888

Race Time 38'14.951

8° 47 A. BASSANI (1'39.005)							
Lap	Seg.1	Seg.2	Seg.3	Seg.4	Lap Time	km/h	Local Time
1		31.125	30.133	18.845	1'45.996		14:02'24.933
2	19.985	30.626	<b>29.730</b>	<b>18.664</b>	<b>1'39.005</b>	276,9	14:04'03.938
3	<b>19.823</b>	30.753	29.968	18.730	1'39.274	273,4	14:05'43.212
4	19.968	30.707	30.029	18.802	1'39.506	275,5	14:07'22.718
5	20.189	30.840	29.996	18.894	1'39.919	274,8	14:09'02.637

10	19.882	30.688	29.987	18.892	1'39.449	274,8	14:17'19.743
11	19.966	30.724	30.128	18.823	1'39.641	273,4	14:18'59.384
12	19.990	30.741	30.037	18.832	1'39.600	275,5	14:20'38.984
13	19.981	30.981	30.065	18.963	1'39.990	279,1	14:22'18.974
14	19.988	30.815	29.954	18.851	1'39.608	276,9	14:23'58.582
15	19.973	30.871	30.029	18.947	1'39.820	279,1	14:25'38.402
16	19.937	30.880	29.927	18.943	1'39.687	<b>285,0</b>	14:27'18.089
17	20.041	30.722	30.085	18.763	1'39.611	279,1	14:28'57.700
18	20.067	30.839	30.033	18.983	1'39.922	279,8	14:30'37.622
19	19.992	30.839	30.073	18.894	1'39.798	279,1	14:32'17.420
20	20.045	30.744	30.094	18.893	1'39.776	272,0	14:33'57.196
21	19.930	30.960	30.040	18.825	1'39.755	281,3	14:35'36.951
22	19.846	30.895	30.030	18.825	1'39.596	279,8	14:37'16.547
23	19.955	30.897	30.084	18.744	1'39.680	280,5	14:38'56.227

Race Time 38'17.290

9° 31 G. GERLOFF (1'38.911)							
Lap	Seg.1	Seg.2	Seg.3	Seg.4	Lap Time	km/h	Local Time
1		31.349	30.097	18.814	1'46.430		14:02'25.367
2	19.836	30.929	29.836	19.442	1'40.043	274,1	14:04'05.410
3	19.960	30.840	30.016	18.916	1'39.732	270,0	14:05'45.142
4	19.671	31.021	29.946	18.861	1'39.499	274,8	14:07'24.641
5	19.780	30.793	30.098	18.808	1'39.479	272,0	14:09'04.120
6	19.767	31.017	30.227	18.868	1'39.879	276,9	14:10'43.999
7	19.975	30.975	30.074	18.992	1'40.016	273,4	14:12'24.015
8	19.763	30.990	30.066	18.941	1'39.760	276,2	14:14'03.775
9	19.761	30.984	30.387	18.959	1'40.091	274,8	14:15'43.866
10	19.705	<b>30.585</b>	29.935	18.969	1'39.194	268,7	14:17'23.060
11	19.719	30.992	30.140	18.802	1'39.653	268,7	14:19'02.713
12	20.112	30.840	30.237	18.945	1'40.134	265,4	14:20'42.847
13	19.869	30.898	29.803	18.843	1'39.413	268,7	14:22'22.260
14	19.682	30.838	29.805	18.860	1'39.185	273,4	14:24'01.445
15	19.673	30.753	29.830	18.896	1'39.152	274,8	14:25'40.597
16	19.774	30.804	29.929	18.918	1'39.425	<b>279,1</b>	14:27'20.022
17	19.717	30.638	<b>29.721</b>	18.835	<b>1'38.911</b>	277,6	14:28'58.933
18	19.797	30.662	29.851	19.019	1'39.329	278,4	14:30'38.262
19	<b>19.539</b>	30.897	30.040	18.886	1'39.362	277,6	14:32'17.624
20	19.942	30.976	29.938	18.966	1'39.822	272,7	14:33'57.446
21	19.804	31.054	30.061	18.815	1'39.734	274,1	14:35'37.180
22	19.765	31.102	30.094	18.853	1'39.814	273,4	14:37'16.994
23	19.675	30.941	30.078	<b>18.760</b>	1'39.454	276,9	14:38'56.448

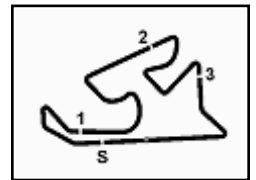
Race Time 38'17.511

10° 21 M. RINALDI (1'39.103)							
Lap	Seg.1	Seg.2	Seg.3	Seg.4	Lap Time	km/h	Local Time
1		31.084	30.199	18.810	1'46.210		14:02'25.147
2	19.972	30.743	<b>29.853</b>	18.764	1'39.332	266,0	14:04'04.479
3	19.835	<b>30.690</b>	29.906	18.776	1'39.207	272,0	14:05'43.686
4	19.821	30.724	30.011	18.790	1'39.346	266,7	14:07'23.032
5	20.030	31.006	30.190	18.967	1'40.193	272,0	14:09'03.225
6	19.828	30.740	30.844	18.895	1'40.307	279,1	14:10'43.532
7	19.983	30.794	30.148	18.812	1'39.737	266,7	14:12'23.269
8	19.981	30.946	30.092	18.838	1'39.857	274,1	14:14'03.126
9	20.017	30.903	30.253	18.860	1'40.033	276,9	14:15'43.159
10	19.740	30.721	30.048	18.793	1'39.302	285,7	14:17'22.461
11	19.787	30.864	30.229	18.830	1'39.710	286,5	14:19'02.171
12	20.862	31.075	30.348	18.874	1'41.159	<b>291,9</b>	14:20'43.330
13	20.122	31.060	30.253	18.831	1'40.266	267,3	14:22'23.596
14	19.899	30.906	30.293	18.949	1'40.047	272,0	14:24'03.643
15	19.919	30.824	30.149	18.803	1'39.695	275,5	14:25'43.338
16	19.858	30.888	30.014	18.885	1'39.645	285,0	14:27'22.983

21/08/2021 P = Pits In/Out - C = Lap Time Cancelled

These data/results cannot be reproduced, stored and/or transmitted in whole or in part by any manner of electronic, mechanical, photocopying, recording, broadcasting or otherwise now known or herein after developed without the previous express consent by the copyright owner, except for reproduction in daily press and regular printed publications on sale to the public within 60 days of the event related to those data/results and always provided that copyright symbol appears together as follows below.

© DORNA WSBK ORGANIZATION Srl 2021



## Pirelli Navarra Round, 20-22 August 2021 Chronological Analysis Race 1

Circuito De Navarra 3.933 m

Start at 14:00'38.937

3 / 4

17	19.852	30.822	30.069	18.865	1'39.608	279,1	14:29'02.591	2	19.775	<b>30.725</b>	<b>30.028</b>	<b>18.727</b>	<b>1'39.255</b>	273,4	14:04'05.457
18	19.869	30.777	30.083	18.844	1'39.573	270,7	14:30'42.164	3	19.772	30.789	30.055	18.945	1'39.561	277,6	14:05'45.018
19	19.829	30.837	30.181	18.944	1'39.791	280,5	14:32'21.955	4	19.674	30.861	30.031	18.976	1'39.542	285,0	14:07'24.560
20	19.843	30.820	30.068	18.828	1'39.559	276,2	14:34'01.514	5	<b>19.629</b>	30.900	30.060	18.903	1'39.492	287,2	14:09'04.052
21	19.790	30.856	30.041	<b>18.731</b>	1'39.418	285,7	14:35'40.932	6	19.703	30.910	30.303	18.921	1'39.837	283,5	14:10'43.889
22	19.674	30.812	30.007	18.804	1'39.297	279,1	14:37'20.229	7	19.944	30.952	30.100	18.974	1'39.970	274,8	14:12'23.859
23	<b>19.658</b>	30.721	29.938	18.786	<b>1'39.103</b>	285,0	14:38'59.332	8	19.666	30.982	30.195	18.909	1'39.752	284,2	14:14'03.611
								9	19.793	30.974	30.382	18.986	1'40.135	286,5	14:15'43.746
								10	20.605	31.131	30.337	19.066	1'41.139	280,5	14:17'24.885
								11	19.795	31.167	30.360	19.084	1'40.406	282,7	14:19'05.291
								12	19.850	31.262	30.618	19.113	1'40.843	<b>291,1</b>	14:20'46.134
								13	19.836	31.031	30.325	19.025	1'40.217	289,5	14:22'26.351
								14	19.840	30.997	30.239	19.191	1'40.267	284,2	14:24'06.618
								15	19.831	31.038	30.263	19.038	1'40.170	282,0	14:25'46.788
								16	19.848	31.075	30.447	19.136	1'40.506	283,5	14:27'27.294
								17	20.002	31.238	30.476	18.977	1'40.693	282,7	14:29'07.987
								18	19.921	31.065	30.357	18.904	1'40.247	285,0	14:30'48.234
								19	20.115	31.358	30.337	19.141	1'40.951	273,4	14:32'29.185
								20	20.001	31.237	30.402	19.129	1'40.769	283,5	14:34'09.954
								21	19.941	31.254	30.530	19.066	1'40.791	282,7	14:35'50.745
								22	19.921	31.413	30.630	19.242	1'41.206	282,7	14:37'31.951
								23	20.208	31.511	30.967	19.431	1'42.117	282,7	14:39'14.068
								Race Time 38'20.395							

11° 3 K. NOZANE (1'39.185)							
Lap	Seg.1	Seg.2	Seg.3	Seg.4	Lap Time	km/h	Local Time
1		31.394	30.489	18.842	1'47.068		14:02'26.005
2	19.763	30.736	29.893	<b>18.793</b>	<b>1'39.185</b>	276,9	14:04'05.190
3	<b>19.690</b>	30.730	<b>29.844</b>	18.942	1'39.206	282,0	14:05'44.396
4	19.826	30.837	29.948	18.804	1'39.415	<b>283,5</b>	14:07'23.811
5	19.808	30.806	30.097	19.017	1'39.728	277,6	14:09'03.539
6	19.938	30.761	29.858	19.015	1'39.572	272,7	14:10'43.111
7	20.022	30.837	29.879	18.930	1'39.668	268,7	14:12'22.779
8	20.197	30.893	30.009	18.917	1'40.016	268,7	14:14'02.795
9	20.131	30.884	30.625	18.932	1'40.572	275,5	14:15'43.367
10	19.789	<b>30.728</b>	30.038	18.955	1'39.510	280,5	14:17'22.877
11	19.750	30.967	30.096	18.973	1'39.786	280,5	14:19'02.663
12	19.922	30.941	30.238	19.011	1'40.112	281,3	14:20'42.775
13	20.324	31.031	30.124	18.960	1'40.439	256,5	14:22'23.214
14	19.942	31.031	30.185	19.144	1'40.302	274,8	14:24'03.516
15	20.158	30.975	30.046	18.999	1'40.178	259,6	14:25'43.694
16	19.802	30.966	30.122	19.108	1'39.998	281,3	14:27'23.692
17	20.032	31.055	30.226	19.145	1'40.458	276,9	14:29'04.150
18	20.097	31.025	30.304	19.250	1'40.676	272,7	14:30'44.826
19	20.056	31.190	30.352	19.033	1'40.631	276,9	14:32'25.457
20	20.028	31.180	30.336	19.102	1'40.646	277,6	14:34'06.103
21	20.123	31.265	30.472	19.084	1'40.944	276,2	14:35'47.047
22	19.967	31.212	30.472	19.137	1'40.788	279,1	14:37'27.835
23	20.249	31.377	30.505	19.151	1'41.282	273,4	14:39'09.117
Race Time 38'30.180							

14° 94 J. FOLGER (1'39.934)							
Lap	Seg.1	Seg.2	Seg.3	Seg.4	Lap Time	km/h	Local Time
1		32.417	30.533	19.010	1'48.940		14:02'27.877
2	23.547	30.994	30.083	19.038	1'43.662	279,1	14:04'11.539
3	19.880	30.878	30.474	<b>18.948</b>	1'40.180	284,2	14:05'51.719
4	20.092	<b>30.856</b>	<b>30.003</b>	18.983	<b>1'39.934</b>	279,8	14:07'31.653
5	19.981	31.071	30.319	19.016	1'40.387	281,3	14:09'12.040
6	19.993	31.002	30.008	19.047	1'40.050	280,5	14:10'52.090
7	19.921	31.047	30.327	19.069	1'40.364	284,2	14:12'32.454
8	20.051	30.999	30.159	19.033	1'40.242	274,1	14:14'12.696
9	20.034	31.060	30.097	19.046	1'40.237	276,9	14:15'52.933
10	19.961	31.092	30.193	19.092	1'40.338	285,0	14:17'33.271
11	19.948	31.083	30.209	19.028	1'40.268	282,0	14:19'13.539
12	20.044	30.969	<b>30.003</b>	19.018	1'40.034	282,7	14:20'53.573
13	19.918	31.045	30.254	19.120	1'40.337	286,5	14:22'33.910
14	19.863	30.933	30.308	19.161	1'40.265	286,5	14:24'14.175
15	20.078	31.085	30.115	19.152	1'40.430	279,8	14:25'54.605
16	19.905	31.047	30.150	19.101	1'40.203	281,3	14:27'34.808
17	<b>19.831</b>	31.076	30.129	19.248	1'40.284	<b>287,2</b>	14:29'15.092
18	20.054	31.091	30.299	19.126	1'40.570	276,9	14:30'55.662
19	20.017	31.121	30.145	19.073	1'40.356	279,1	14:32'36.018
20	20.095	31.073	30.126	19.117	1'40.411	278,4	14:34'16.429
21	20.148	31.045	30.173	19.158	1'40.524	280,5	14:35'56.953
22	20.029	31.119	30.383	19.141	1'40.672	276,9	14:37'37.625
23	20.049	30.905	30.539	19.082	1'40.575	274,1	14:39'18.200
Race Time 38'39.263							

12° 53 T. RABAT (1'39.594)							
Lap	Seg.1	Seg.2	Seg.3	Seg.4	Lap Time	km/h	Local Time
1		31.782	30.166	19.003	1'47.658		14:02'26.595
2	<b>19.821</b>	30.994	29.967	18.861	1'39.643	<b>277,6</b>	14:04'06.238
3	19.863	30.979	30.003	18.951	1'39.796	276,9	14:05'46.034
4	19.881	30.985	<b>29.889</b>	18.905	1'39.660	273,4	14:07'25.694
5	19.990	<b>30.809</b>	29.972	<b>18.823</b>	<b>1'39.594</b>	270,0	14:09'05.288
6	19.939	30.950	30.086	18.932	1'39.907	270,0	14:10'45.195
7	19.943	30.986	30.114	18.904	1'39.947	271,4	14:12'25.142
8	19.878	30.907	30.048	18.869	1'39.702	271,4	14:14'04.844
9	19.951	30.896	30.191	18.909	1'39.947	276,9	14:15'44.791
10	19.992	30.997	30.300	18.965	1'40.254	264,7	14:17'25.045
11	19.917	31.085	30.406	19.046	1'40.454	275,5	14:19'05.499
12	19.918	31.046	30.077	18.889	1'39.930	270,7	14:20'45.429
13	20.061	31.085	30.168	18.926	1'40.240	270,7	14:22'25.669
14	20.061	30.961	30.167	18.956	1'40.145	266,0	14:24'05.814
15	20.063	30.941	30.095	18.991	1'40.090	271,4	14:25'45.904
16	19.948	31.154	30.093	19.051	1'40.246	270,7	14:27'26.150
17	20.230	31.107	30.345	19.085	1'40.767	272,7	14:29'06.917
18	20.135	31.263	30.499	19.121	1'41.018	271,4	14:30'47.935
19	20.151	31.068	30.207	19.051	1'40.477	268,0	14:32'28.412
20	20.183	31.189	30.272	18.906	1'40.550	270,0	14:34'08.962
21	20.054	31.120	30.319	18.935	1'40.428	266,7	14:35'49.390
22	20.148	31.159	30.440	18.983	1'40.730	271,4	14:37'30.120
23	20.115	31.170	30.464	19.177	1'40.926	270,0	14:39'11.046
Race Time 38'32.109							

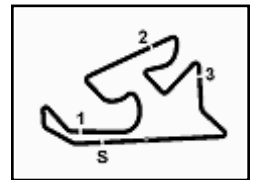
15° 23 C. PONSSON (1'40.231)							
Lap	Seg.1	Seg.2	Seg.3	Seg.4	Lap Time	km/h	Local Time
1		31.631	30.593	18.981	1'48.238		14:02'27.175
2	19.926	<b>30.856</b>	30.447	19.097	1'40.326	282,7	14:04'07.501
3	<b>19.827</b>	31.056	30.568	19.072	1'40.523	281,3	14:05'48.024
4	46.153	34.791	31.071	19.240	2'11.255	282,7	14:07'59.279
5	20.159	31.048	30.446	19.190	1'40.843	282,7	14:09'40.122
6	19.962	31.189	30.245	19.034	1'40.430	282,7	14:11'20.552
7	19.965	31.240	30.298	19.106	1'40.609	281,3	14:13'01.161
8	20.055	31.376	30.164	19.071	1'40.666	279,1	14:14'41.827
9	20.019	31.363	<b>30.123</b>	19.074	1'40.579	274,8	14:16'22.406
10	20.099	31.237	30.314	19.114	1'40.764	280,5	14:18'03.170
11	20.006	31.193	30.385	19.155	1'40.739	282,0	14:19'43.909
12	19.961	31.199	30.281	19.177	1'40.618	<b>283,5</b>	14:21'24.527

13° 91 L. HASLAM (1'39.255)							
Lap	Seg.1	Seg.2	Seg.3	Seg.4	Lap Time	km/h	Local Time
1		31.608	30.370	18.826	1'47.265		14:02'26.202

21/08/2021

P = Pits In/Out - C = Lap Time Cancelled

These data/results cannot be reproduced, stored and/or transmitted in whole or in part by any manner of electronic, mechanical, photocopying, recording, broadcasting or otherwise now known or herein after developed without the previous express consent by the copyright owner, except for reproduction in daily press and regular printed publications on sale to the public within 60 days of the event related to those data/results and always provided that copyright symbol



## Pirelli Navarra Round, 20-22 August 2021 Chronological Analysis Race 1

Circuito De Navarra 3.933 m

Start at 14:00'38.937

4 / 4

Lap	Seg.1	Seg.2	Seg.3	Seg.4	Lap Time	km/h	Local Time
13	20.051	31.169	30.233	19.108	1'40.561	282,7	14:23'05.088
14	19.953	31.165	30.353	19.152	1'40.623	282,0	14:24'45.711
15	20.257	31.214	30.178	19.118	1'40.767	<b>283,5</b>	14:26'26.478
16	19.929	31.202	30.209	19.029	1'40.369	282,0	14:28'06.847
17	19.846	31.111	30.232	19.143	1'40.332	282,0	14:29'47.179
18	19.963	31.213	30.253	<b>18.962</b>	1'40.391	279,8	14:31'27.570
19	20.005	30.998	30.237	18.991	<b>1'40.231</b>	<b>283,5</b>	14:33'07.801
20	19.882	31.385	30.395	19.215	1'40.877	282,7	14:34'48.678
21	20.081	31.423	30.367	19.133	1'41.004	279,1	14:36'29.682
22	20.120	31.219	30.344	19.185	1'40.868	<b>283,5</b>	14:38'10.550
23	20.110	31.317	30.354	19.172	1'40.953	269,3	14:39'51.503
Race Time 39'12.566							
16° 6 N. URAMOTO (1'41.021)							
Lap	Seg.1	Seg.2	Seg.3	Seg.4	Lap Time	km/h	Local Time
1		31.828	30.695	<b>19.097</b>	1'48.846		14:02'27.783
2	23.814	31.384	<b>30.326</b>	19.251	1'44.775	265,4	14:04'12.558
3	20.192	<b>31.126</b>	30.488	19.215	<b>1'41.021</b>	268,0	14:05'53.579
4	20.518	31.177	31.050	19.244	1'41.989	269,3	14:07'35.568
5	20.298	31.318	30.474	19.229	1'41.319	268,7	14:09'16.887
6	20.255	31.236	30.393	19.306	1'41.190	268,7	14:10'58.077
7	20.195	31.402	30.659	19.490	1'41.746	266,7	14:12'39.823
8	20.467	31.459	30.917	19.378	1'42.221	267,3	14:14'22.044
9	20.355	31.276	30.511	19.379	1'41.521	267,3	14:16'03.565
10	20.223	31.440	30.465	19.328	1'41.456	268,7	14:17'45.021
11	20.255	31.284	30.450	19.342	1'41.331	264,1	14:19'26.352
12	20.776	31.301	30.580	19.342	1'41.999	269,3	14:21'08.351
13	23.695	31.655	30.601	19.301	1'45.252	<b>270,0</b>	14:22'53.603
14	20.268	31.780	30.562	19.383	1'41.993	267,3	14:24'35.596
15	20.285	31.348	31.185	19.476	1'42.294	<b>270,0</b>	14:26'17.890
16	20.631	31.926	30.518	19.394	1'42.469	259,6	14:28'00.359
17	20.513	31.464	30.855	19.406	1'42.238	264,1	14:29'42.597
18	20.357	31.274	30.431	19.283	1'41.345	264,7	14:31'23.942
19	20.392	31.270	30.475	19.541	1'41.678	265,4	14:33'05.620
20	20.382	31.271	30.567	19.376	1'41.596	269,3	14:34'47.216
21	20.371	31.396	30.515	19.234	1'41.516	263,4	14:36'28.732
22	20.330	31.373	30.589	19.263	1'41.555	267,3	14:38'10.287
23	<b>20.165</b>	31.248	30.421	19.565	1'41.399	266,7	14:39'51.686
Race Time 39'12.749							
18° 14 J. URIBE (1'41.565)							
Lap	Seg.1	Seg.2	Seg.3	Seg.4	Lap Time	km/h	Local Time
1			32.104	31.075	19.438		14:02'29.336
2	20.868	31.563	30.415	19.370	1'42.216	276,2	14:04'11.552
3	20.729	<b>31.367</b>	<b>30.386</b>	19.290	1'41.772	243,2	14:05'53.324
4	20.279	31.491	30.918	19.348	1'42.036	<b>279,8</b>	14:07'35.360
5	20.339	31.772	30.749	19.358	1'42.218	272,7	14:09'17.578
6	20.255	31.669	30.550	19.365	1'41.839	276,2	14:10'59.417
7	<b>20.178</b>	31.534	31.396	19.497	1'42.605	279,1	14:12'42.022
8	20.252	31.481	30.653	<b>19.281</b>	1'41.667	279,1	14:14'23.689
9	20.318	31.378	30.525	19.344	<b>1'41.565</b>	276,9	14:16'05.254
10	20.202	31.444	30.654	19.394	1'41.694	277,6	14:17'46.948
11	20.189	31.594	30.679	19.338	1'41.800	272,0	14:19'28.748
12	20.215	31.498	1'08.027	21.605	2'21.345	273,4	14:21'50.093
13	20.924	32.329	31.401	19.708	1'44.362	254,1	14:23'34.455
14	26.240	36.938	33.228	24.892	2'01.298	264,7	14:25'35.753
15	32.369	33.820	36.177	20.243	2'02.609	264,7	14:27'38.362
16	21.108	32.700	31.996	19.810	1'45.614	257,8	14:29'23.976
17	21.180	32.695	32.247	19.869	1'45.991	264,7	14:31'09.967
18	21.563	32.775	31.714	19.766	1'45.818	254,1	14:32'55.785
19	21.076	32.411	31.631	19.691	1'44.809	268,7	14:34'40.594
20	21.124	32.490	31.716	21.255	1'46.585	262,1	14:36'27.179
21	26.681	33.223	31.857	19.853	1'51.614	249,4	14:38'18.793
22	21.215	32.913	32.176	20.242	1'46.546	255,3	14:40'05.339
Race Time 39'26.402							
RET 7 C. DAVIES (1'38.211)							
Lap	Seg.1	Seg.2	Seg.3	Seg.4	Lap Time	km/h	Local Time
1		31.041	30.127	18.987	1'45.748		14:02'24.685
2	19.543	30.499	<b>29.567</b>	<b>18.602</b>	<b>1'38.211</b>	283,5	14:04'02.896
3	<b>19.471</b>	<b>30.421</b>	29.766	18.691	1'38.349	<b>290,3</b>	14:05'41.245
4	19.570	30.561	29.782	18.682	1'38.595	287,2	14:07'19.840
5	19.605	30.545	29.852	18.701	1'38.703	282,0	14:08'58.543
6	19.820	30.580	29.940	18.845	1'39.185	285,0	14:10'37.728
Race Time 9'58.791							
RET 19 A. BAUTISTA (1'39.076)							
Lap	Seg.1	Seg.2	Seg.3	Seg.4	Lap Time	km/h	Local Time
1		31.258	30.383	<b>18.660</b>	1'46.850		14:02'25.787
2	19.764	30.740	29.936	18.754	1'39.194	286,5	14:04'04.981
3	19.725	<b>30.650</b>	<b>29.914</b>	18.787	<b>1'39.076</b>	282,7	14:05'44.057
4	19.806	30.695	30.225	18.755	1'39.481	284,2	14:07'23.538
5	19.739	30.960	30.120	18.892	1'39.711	<b>287,2</b>	14:09'03.249
6	20.038	30.738	30.290	18.868	1'39.934	280,5	14:10'43.183
Race Time 10'04.246							
RET 44 L. MAHIAS (1'39.192)							
Lap	Seg.1	Seg.2	Seg.3	Seg.4	Lap Time	km/h	Local Time
1		31.050	30.062	<b>18.874</b>	1'45.403		14:02'24.340
2	19.768	<b>30.466</b>	30.061	18.897	<b>1'39.192</b>	<b>288,0</b>	14:04'03.532
3	<b>19.765</b>	31.074	<b>29.758</b>	18.927	1'39.524	279,8	14:05'43.056
Race Time 5'04.119							
RET 36 L. MERCADO (1'40.155)							
Lap	Seg.1	Seg.2	Seg.3	Seg.4	Lap Time	km/h	Local Time
1		31.976	30.514	19.203	1'48.613		14:02'27.550
2	<b>19.886</b>	<b>30.855</b>	<b>30.304</b>	<b>19.110</b>	<b>1'40.155</b>	280,5	14:04'07.705
3	19.929	31.028	30.532	19.140	1'40.629	279,1	14:05'48.334
Race Time 5'09.397							
17° 84 L. CRESSON (1'41.298)							
Lap	Seg.1	Seg.2	Seg.3	Seg.4	Lap Time	km/h	Local Time
1		32.233	30.814	19.356	1'49.779		14:02'28.716
2	<b>20.033</b>	31.408	<b>30.471</b>	19.386	<b>1'41.298</b>	274,8	14:04'10.014
3	20.364	31.685	30.826	<b>19.275</b>	1'42.150	272,7	14:05'52.164
4	20.246	31.477	30.603	19.292	1'41.618	<b>281,3</b>	14:07'33.782
5	20.304	<b>31.289</b>	30.764	19.377	1'41.734	269,3	14:09'15.516
6	20.409	31.517	30.538	19.371	1'41.835	269,3	14:10'57.351
7	20.435	31.512	30.796	19.488	1'42.231	272,7	14:12'39.582
8	20.349	31.687	30.812	19.720	1'42.568	270,7	14:14'22.150
9	20.590	31.453	30.528	19.300	1'41.871	268,0	14:16'04.021
10	20.290	31.472	30.613	19.392	1'41.767	267,3	14:17'45.788
11	20.338	31.574	30.553	19.387	1'41.852	266,0	14:19'27.640
12	20.560	31.696	30.591	19.497	1'42.344	270,7	14:21'09.984
13	20.493	31.782	30.657	19.561	1'42.493	266,7	14:22'52.477
14	20.439	31.603	30.636	19.561	1'42.239	267,3	14:24'34.716
15	20.319	31.660	31.458	19.612	1'43.049	268,7	14:26'17.765
16	20.553	31.730	30.538	19.468	1'42.289	270,7	14:28'00.054
17	20.561	31.488	30.890	19.689	1'42.628	266,7	14:29'42.682
18	20.496	31.526	30.775	19.483	1'42.280	264,1	14:31'24.962
19	20.291	31.704	30.762	19.431	1'42.188	269,3	14:33'07.150
20	20.399	31.858	30.651	19.513	1'42.421	270,0	14:34'49.571
21	20.479	31.950	31.066	19.485	1'42.980	266,0	14:36'32.551
22	20.569	32.108	31.324	19.824	1'43.825	268,0	14:38'16.376
23	20.613	31.994	31.168	19.585	1'43.360	262,1	14:39'59.736

21/08/2021 P = Pits In/Out - C = Lap Time Cancelled

These data/results cannot be reproduced, stored and/or transmitted in whole or in part by any manner of electronic, mechanical, photocopying, recording, broadcasting or otherwise now known or herein after developed without the previous express consent by the copyright owner, except for reproduction in daily press and regular printed publications on sale to the public within 60 days of the event related to those data/results and always provided that copyright symbol appears together as follows below.

© DORNA WSBK ORGANIZATION Srl 2021