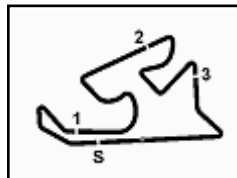


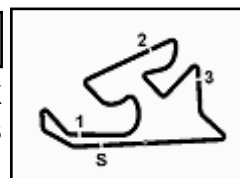
CIRCUITO DE NAVARRA				
Loop	ID	OC	GPS	
		ms	LAT	LON
LENGTH:			3,933 km	2,443 mi
Pit In	3	15	42,55702 N	2,16558 W
Pit Out	18	90	42,55947 N	2,16799 W
Speed	20	100	42,56177 N	2,16954 W
I1	22	110	42,56262 N	2,16905 W
I2	24	120	42,56044 N	2,16192 W
I2.1	41	205	42,56029 N	2,16361 W
I3	26	130	42,55775 N	2,16270 W
FL	30	150	42,55919 N	2,16804 W

LLP = Long Lap Penalty
PS = Practice Start board


Pirelli Navarra Round, 20-22 August 2021
Biographical Entry List

Circuito De Navarra 3.933 m

No.	Rider (Abbreviation)	Age	Date of Birth	Place of Birth	Nat	Bike Team	Wins 2021	Podiums 2021	Pole 2021	Races 2021	Tyres	Class
1	1 REA Jonathan (Rea)	34	02/02/1987	Ballymena	GBR	Kawasaki ZX-10RR Kawasaki Racing Team WorldSBK	107 8	201 16	33 6	322 18	Pirelli	
2	3 NOZANE Kohta (Noz)	25	29/10/1995	Chiba Japan	JPN	Yamaha YZF R1 GRT Yamaha WorldSBK Team				15 15	Pirelli	IND
3**	6 URAMOTO Naomichi (Ura)	27	24/07/1994	Tokyo	JPN	Suzuki GSX-R1000R JEG Racing					Pirelli	IND
4	7 DAVIES Chaz (Dav)	34	10/02/1987	Knighton	GBR	Ducati Panigale V4 R Team GoEleven	32	99 1	7	255 18	Pirelli	IND
5	14 URIBE Jayson (Uri)	22	27/03/1999	Washington	USA	Kawasaki ZX-10RR OUTDO TPR Team Pedercini Racing				3 3	Pirelli	IND
6	19 BAUTISTA Alvaro (Bau)	36	21/11/1984	Talavera de la Reina	ESP	Honda CBR1000 RR-R Team HRC	16	25	4	78 18	Pirelli	
7	21 RINALDI Michael Ruben (Rin)	25	21/12/1995	Rimini	ITA	Ducati Panigale V4 R Aruba.it Racing - Ducati	3 2	7 4		95 18	Pirelli	
8	22 LOWES Alex (Low)	30	14/09/1990	Lincoln	GBR	Kawasaki ZX-10RR Kawasaki Racing Team WorldSBK	2	28 4	1	208 18	Pirelli	
9	23 PONSSON Christophe (Pon)	25	23/12/1995	Lyon	FRA	Yamaha YZF R1 Gil Motor Sport-Yamaha				50 15	Pirelli	IND
10	31 GERLOFF Garrett (Ger)	26	01/08/1995	Spring	USA	Yamaha YZF R1 GRT Yamaha WorldSBK Team		5 2		40 18	Pirelli	IND
11	36 MERCADO Leandro (Mer)	29	15/02/1992	Cordoba	ARG	Honda CBR1000 RR-R MIE Racing Honda Racing				136 6	Pirelli	IND
12	44 MAHIAS Lucas (Mah)	32	14/04/1989	Mont de Marsan	FRA	Kawasaki ZX-10RR Kawasaki Puccetti Racing				15 13	Pirelli	IND
13	45 REDDING Scott (Red)	28	04/01/1993	Gloucester	GBR	Ducati Panigale V4 R Aruba.it Racing - Ducati	8 3	22 8	1	42 18	Pirelli	
14	47 BASSANI Axel (Bas)	22	24/07/1999	Feltre	ITA	Ducati Panigale V4 R Motocorsa Racing				18 18	Pirelli	IND
15	53 RABAT Tito (Rab)	32	25/05/1989	Barcelona	ESP	Ducati Panigale V4 R Barni Racing Team				18 18	Pirelli	IND
16	54 RAZGATLIOGLU Toprak (Raz)	24	16/10/1996	Sakarya	TUR	Yamaha YZF R1 Pata Yamaha with BRIXX WorldSBK	10 5	38 14	1	101 18	Pirelli	
17	55 LOCATELLI Andrea (Loc)	24	16/10/1996	Alzano Lombardo	ITA	Yamaha YZF R1 Pata Yamaha with BRIXX WorldSBK		2 2		18 18	Pirelli	
18	60 VAN DER MARK Michael (vdM)	28	26/10/1992	Gouda	NED	BMW M 1000 RR BMW Motorrad WorldSBK Team	4	38 1	1	179 18	Pirelli	
19	66 SYKES Tom (Syk)	36	19/08/1985	Huddersfield	GBR	BMW M 1000 RR BMW Motorrad WorldSBK Team	34	114 2	50	338 18	Pirelli	
20	84 CRESSON Loris (Cre)	23	14/08/1998	Braine L'Alleud	BEL	Kawasaki ZX-10RR OUTDO TPR Team Pedercini Racing				21 18	Pirelli	IND
21	91 HASLAM Leon (Has)	38	31/05/1983	Derby	GBR	Honda CBR1000 RR-R Team HRC	5	45	3	296 18	Pirelli	
22	94 FOLGER Jonas (Fol)	28	13/08/1993	Oberbergkirchen	GER	BMW M 1000 RR Bonovo MGM Racing				22 16	Pirelli	IND


Pirelli Navarra Round, 20-22 August 2021
Results Free Practice 1st Session

Circuito De Navarra 3.933 m

1 / 2

No.	Rider	Nat	Team	Bike	Class	Time	Gap	Rel.	Laps	Speed	
										Avg	Max
1	1 J. REA	GBR	Kawasaki Racing Team WorldSBK	Kawasaki ZX-10RR		1'37.629			18	145,027	294,3
2	54 T. RAZGATLIOGLU	TUR	Pata Yamaha with BRIXX WorldSBK	Yamaha YZF R1		1'37.752	0.123	0.123	19	144,844	291,9
3	45 S. REDDING	GBR	Aruba.it Racing - Ducati	Ducati Panigale V4 R		1'37.793	0.164	0.041	23	144,783	287,2
4	31 G. GERLOFF	USA	GRT Yamaha WorldSBK Team	Yamaha YZF R1	IND	1'38.082	0.453	0.289	19	144,357	276,9
5	55 A. LOCATELLI	ITA	Pata Yamaha with BRIXX WorldSBK	Yamaha YZF R1		1'38.097	0.468	0.015	22	144,335	288,0
6	7 C. DAVIES	GBR	Team GoEleven	Ducati Panigale V4 R	IND	1'38.229	0.600	0.132	20	144,141	291,9
7	19 A. BAUTISTA	ESP	Team HRC	Honda CBR1000 RR-R		1'38.531	0.902	0.302	19	143,699	290,3
8	66 T. SYKES	GBR	BMW Motorrad WorldSBK Team	BMW M 1000 RR		1'38.536	0.907	0.005	17	143,692	283,5
9	21 M. RINALDI	ITA	Aruba.it Racing - Ducati	Ducati Panigale V4 R		1'38.542	0.913	0.006	18	143,683	290,3
10	22 A. LOWES	GBR	Kawasaki Racing Team WorldSBK	Kawasaki ZX-10RR		1'38.564	0.935	0.022	18	143,651	282,7
11	60 M. VAN DER MARK	NED	BMW Motorrad WorldSBK Team	BMW M 1000 RR		1'38.710	1.081	0.146	19	143,438	286,5
12	94 J. FOLGER	GER	Bonovo MGM Racing	BMW M 1000 RR	IND	1'38.993	1.364	0.283	19	143,028	279,8
13	53 T. RABAT	ESP	Barni Racing Team	Ducati Panigale V4 R	IND	1'39.048	1.419	0.055	20	142,949	272,7
14	47 A. BASSANI	ITA	Motocorsa Racing	Ducati Panigale V4 R	IND	1'39.110	1.481	0.062	18	142,859	283,5
15	91 L. HASLAM	GBR	Team HRC	Honda CBR1000 RR-R		1'39.257	1.628	0.147	15	142,648	290,3
16	44 L. MAHIAS	FRA	Kawasaki Puccetti Racing	Kawasaki ZX-10RR	IND	1'39.802	2.173	0.545	14	141,869	278,4
17	3 K. NOZANE	JPN	GRT Yamaha WorldSBK Team	Yamaha YZF R1	IND	1'40.197	2.568	0.395	20	141,310	276,9
18	36 L. MERCADO	ARG	MIE Racing Honda Racing	Honda CBR1000 RR-R	IND	1'40.716	3.087	0.519	18	140,581	275,5
19	23 C. PONSSON	FRA	Gil Motor Sport-Yamaha	Yamaha YZF R1	IND	1'40.872	3.243	0.156	18	140,364	283,5
20	6 N. URAMOTO	JPN	JEG Racing	Suzuki GSX-R1000R	IND	1'41.017	3.388	0.145	18	140,163	272,7
21	14 J. URIBE	USA	OUTDO TPR Team Pedercini Racing	Kawasaki ZX-10RR	IND	1'42.760	5.131	1.743	21	137,785	277,6
22	84 L. CRESSON	BEL	OUTDO TPR Team Pedercini Racing	Kawasaki ZX-10RR	IND	1'42.783	5.154	0.023	19	137,754	282,7

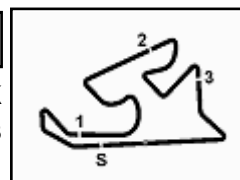
Qualifying Lap Time (107% of 1'37.629): 1'44.464

AIR	Humidity:	64%	Temp:	23°C
TRACK	Condition:	Dry	Temp:	29°C

20/08/2021	Start 10:30	End 11:16	The results are provisional until the end of the time limit for protests and appeals and the completion of the technical checks.
------------	----------------	--------------	--

These data/results cannot be reproduced, stored and/or transmitted in whole or in part by any manner of electronic, mechanical, photocopying, recording, broadcasting or otherwise now known or herein after developed without the previous express consent by the copyright owner, except for reproduction in daily press and regular printed publications on sale to the public within 60 days of the event related to those data/results and always provided that copyright symbol appears together as follows below.

© DORNA WSBK ORGANIZATION Srl 2021



Pirelli Navarra Round, 20-22 August 2021

Results Free Practice 1st Session

Circuito De Navarra 3.933 m

2 / 2

Session Highlights

Local Time	No. Rider	Description
10.30.00		Start
10.44.51	44 L. MAHIAS	Technical Problem - Turn 9
11.12.49	60 M. VAN DER MARK	Current Lap Cancelled - Exceeded Track Limits - Turn 5
11.15.04	47 A. BASSANI	Current Lap Cancelled - Exceeded Track Limits - Turn 5
11.15.45	91 L. HASLAM	Crashed - Re-Joined - Turn 9
11.16.39		End Of Session

Fastest Laps Sequence

No.	Rider	Nat	Team	Bike	Local Time	Time	Gap	Avg
60	M. VAN DER MARK	NED	BMW Motorrad WorldSBK Team	BMW M 1000 RR	10:33'46.604	1'44.889		134,988
53	T. RABAT	ESP	Barni Racing Team	Ducati Panigale V4 R	10:33'47.826	1'43.323	-1.566	137,034
47	A. BASSANI	ITA	Motocorsa Racing	Ducati Panigale V4 R	10:33'50.367	1'42.475	-0.848	138,168
54	T. RAZGATLIOGLU	TUR	Pata Yamaha with BRIXX WorldSBK	Yamaha YZF R1	10:33'54.686	1'42.361	-0.114	138,322
19	A. BAUTISTA	ESP	Team HRC	Honda CBR1000 RR-R	10:33'55.045	1'42.298	-0.063	138,407
22	A. LOWES	GBR	Kawasaki Racing Team WorldSBK	Kawasaki ZX-10RR	10:33'56.672	1'42.044	-0.254	138,752
45	S. REDDING	GBR	Aruba.it Racing - Ducati	Ducati Panigale V4 R	10:34'03.852	1'40.878	-1.166	140,356
55	A. LOCATELLI	ITA	Pata Yamaha with BRIXX WorldSBK	Yamaha YZF R1	10:34'05.798	1'40.286	-0.592	141,184
1	J. REA	GBR	Kawasaki Racing Team WorldSBK	Kawasaki ZX-10RR	10:34'32.197	1'40.230	-0.056	141,263
45	S. REDDING	GBR	Aruba.it Racing - Ducati	Ducati Panigale V4 R	10:35'43.377	1'39.525	-0.705	142,264
55	A. LOCATELLI	ITA	Pata Yamaha with BRIXX WorldSBK	Yamaha YZF R1	10:35'45.265	1'39.467	-0.058	142,347
45	S. REDDING	GBR	Aruba.it Racing - Ducati	Ducati Panigale V4 R	10:37'22.658	1'39.281	-0.186	142,613
55	A. LOCATELLI	ITA	Pata Yamaha with BRIXX WorldSBK	Yamaha YZF R1	10:37'24.204	1'38.939	-0.342	143,106
22	A. LOWES	GBR	Kawasaki Racing Team WorldSBK	Kawasaki ZX-10RR	10:42'17.328	1'38.564	-0.375	143,651
54	T. RAZGATLIOGLU	TUR	Pata Yamaha with BRIXX WorldSBK	Yamaha YZF R1	10:42'23.203	1'38.552	-0.012	143,668
45	S. REDDING	GBR	Aruba.it Racing - Ducati	Ducati Panigale V4 R	10:45'45.429	1'38.190	-0.362	144,198
45	S. REDDING	GBR	Aruba.it Racing - Ducati	Ducati Panigale V4 R	10:52'26.850	1'38.156	-0.034	144,248
45	S. REDDING	GBR	Aruba.it Racing - Ducati	Ducati Panigale V4 R	10:54'04.895	1'38.045	-0.111	144,411
1	J. REA	GBR	Kawasaki Racing Team WorldSBK	Kawasaki ZX-10RR	11:10'28.721	1'37.747	-0.298	144,852
1	J. REA	GBR	Kawasaki Racing Team WorldSBK	Kawasaki ZX-10RR	11:12'06.443	1'37.722	-0.025	144,889
1	J. REA	GBR	Kawasaki Racing Team WorldSBK	Kawasaki ZX-10RR	11:13'44.072	1'37.629	-0.093	145,027

20/08/2021 Start End The results are provisional until the end of the time limit for protests and appeals and the completion of the technical checks.

These data/results cannot be reproduced, stored and/or transmitted in whole or in part by any manner of electronic, mechanical, photocopying, recording, broadcasting or otherwise now known or herein after developed without the previous express consent by the copyright owner, except for reproduction in daily press and regular printed publications on sale to the public within 60 days of the event related to those data/results and always provided that copyright symbol appears together as follows below.

© DORNA WSBK ORGANIZATION Srl 2021



Pirelli Navarra Round, 20-22 August 2021 Best Sectors & Speed Free Practice 1st Session

Circuito De Navarra 3.933 m

BEST LAP			
1	1 J. REA	Kawasaki ZX-10RR	1'37.629
2	54 T. RAZGATLIOGLU	Yamaha YZF R1	1'37.752
3	45 S. REDDING	Ducati Panigale V4 R	1'37.793
4	31 G. GERLOFF	Yamaha YZF R1	1'38.082
5	55 A. LOCATELLI	Yamaha YZF R1	1'38.097
6	7 C. DAVIES	Ducati Panigale V4 R	1'38.229
7	19 A. BAUTISTA	Honda CBR1000 RR-R	1'38.531
8	66 T. SYKES	BMW M 1000 RR	1'38.536
9	21 M. RINALDI	Ducati Panigale V4 R	1'38.542
10	22 A. LOWES	Kawasaki ZX-10RR	1'38.564
11	60 M. VAN DER MARK	BMW M 1000 RR	1'38.710
12	94 J. FOLGER	BMW M 1000 RR	1'38.993
13	53 T. RABAT	Ducati Panigale V4 R	1'39.048
14	47 A. BASSANI	Ducati Panigale V4 R	1'39.110
15	91 L. HASLAM	Honda CBR1000 RR-R	1'39.257
16	44 L. MAHIAS	Kawasaki ZX-10RR	1'39.802
17	3 K. NOZANE	Yamaha YZF R1	1'40.197
18	36 L. MERCADO	Honda CBR1000 RR-R	1'40.716
19	23 C. PONSSON	Yamaha YZF R1	1'40.872
20	6 N. URAMOTO	Suzuki GSX-R1000R	1'41.017
21	14 J. URIBE	Kawasaki ZX-10RR	1'42.760
22	84 L. CRESSON	Kawasaki ZX-10RR	1'42.783

SPEED			
1	1 J. REA	Kawasaki ZX-10RR	294,3
2	54 T. RAZGATLIOGLU	Yamaha YZF R1	291,9
3	7 C. DAVIES	Ducati Panigale V4 R	291,9
4	19 A. BAUTISTA	Honda CBR1000 RR-R	290,3
5	91 L. HASLAM	Honda CBR1000 RR-R	290,3
6	21 M. RINALDI	Ducati Panigale V4 R	290,3
7	55 A. LOCATELLI	Yamaha YZF R1	288,0
8	45 S. REDDING	Ducati Panigale V4 R	287,2
9	60 M. VAN DER MARK	BMW M 1000 RR	286,5
10	66 T. SYKES	BMW M 1000 RR	283,5
11	47 A. BASSANI	Ducati Panigale V4 R	283,5
12	23 C. PONSSON	Yamaha YZF R1	283,5
13	84 L. CRESSON	Kawasaki ZX-10RR	282,7
14	22 A. LOWES	Kawasaki ZX-10RR	282,7
15	94 J. FOLGER	BMW M 1000 RR	279,8
16	44 L. MAHIAS	Kawasaki ZX-10RR	278,4
17	14 J. URIBE	Kawasaki ZX-10RR	277,6
18	3 K. NOZANE	Yamaha YZF R1	276,9
19	31 G. GERLOFF	Yamaha YZF R1	276,9
20	36 L. MERCADO	Honda CBR1000 RR-R	275,5
21	6 N. URAMOTO	Suzuki GSX-R1000R	272,7
22	53 T. RABAT	Ducati Panigale V4 R	272,7

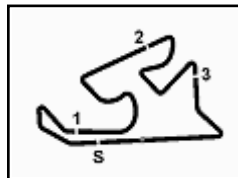
SEG. 1		SEG. 2		SEG. 3		SEG. 4		
1	1 J. REA	19.357	1	45 S. REDDING	30.230	1	1 J. REA	29.238
2	91 L. HASLAM	19.379	2	1 J. REA	30.299	2	54 T. RAZGATLIOGLU	29.280
3	54 T. RAZGATLIOGLU	19.418	3	54 T. RAZGATLIOGLU	30.302	3	31 G. GERLOFF	29.339
4	31 G. GERLOFF	19.465	4	55 A. LOCATELLI	30.327	4	45 S. REDDING	29.383
5	7 C. DAVIES	19.488	5	60 M. VAN DER MARK	30.342	5	55 A. LOCATELLI	29.397
6	19 A. BAUTISTA	19.490	6	22 A. LOWES	30.391	6	19 A. BAUTISTA	29.506
7	45 S. REDDING	19.528	7	7 C. DAVIES	30.437	7	66 T. SYKES	29.514
8	55 A. LOCATELLI	19.572	8	31 G. GERLOFF	30.490	8	7 C. DAVIES	29.579
9	21 M. RINALDI	19.582	9	94 J. FOLGER	30.511	9	22 A. LOWES	29.597
10	22 A. LOWES	19.610	10	21 M. RINALDI	30.554	10	60 M. VAN DER MARK	29.634
11	60 M. VAN DER MARK	19.610	11	19 A. BAUTISTA	30.582	11	21 M. RINALDI	29.644
12	66 T. SYKES	19.662	12	47 A. BASSANI	30.624	12	91 L. HASLAM	29.732
13	94 J. FOLGER	19.745	13	53 T. RABAT	30.661	13	53 T. RABAT	29.744
14	53 T. RABAT	19.770	14	66 T. SYKES	30.688	14	94 J. FOLGER	29.847
15	47 A. BASSANI	19.820	15	91 L. HASLAM	30.845	15	44 L. MAHIAS	29.854
16	44 L. MAHIAS	19.843	16	44 L. MAHIAS	30.933	16	47 A. BASSANI	29.874
17	23 C. PONSSON	19.965	17	3 K. NOZANE	30.989	17	36 L. MERCADO	30.207
18	36 L. MERCADO	20.055	18	6 N. URAMOTO	31.053	18	3 K. NOZANE	30.318
19	3 K. NOZANE	20.085	19	36 L. MERCADO	31.197	19	23 C. PONSSON	30.373
20	6 N. URAMOTO	20.138	20	23 C. PONSSON	31.232	20	6 N. URAMOTO	30.502
21	84 L. CRESSON	20.365	21	84 L. CRESSON	31.694	21	14 J. URIBE	30.885
22	14 J. URIBE	20.418	22	14 J. URIBE	31.869	22	84 L. CRESSON	30.915

20/08/2021

These data/results cannot be reproduced, stored and/or transmitted in whole or in part by any manner of electronic, mechanical, photocopying, recording, broadcasting or otherwise now known or herein after developed without the previous express consent by the copyright owner, except for reproduction in daily press and regular printed publications on sale to the public within 60 days of the event related to those data/results and always provided that copyright symbol appears together as follows below.

© DORNA WSBK ORGANIZATION Srl 2021




Pirelli Navarra Round, 20-22 August 2021
Ideal Times Free Practice 1st Session

Circuito De Navarra 3.933 m

No.	Rider	Nat	Bike	Seg. 1	Seg. 2	Seg. 3	Seg. 4	Ideal Time		
				Diff. 1	Diff. 2	Diff. 3	Diff. 4	Best Lap	Pos.	Diff.
1	1 J. REA	GBR	Kawasaki ZX-10RR	19.357	30.299	29.238 +0.073	18.622 +0.040	1'37.516 1'37.629	1	0.113
2	54 T. RAZGATLIOGLU	TUR	Yamaha YZF R1	19.418	30.302	29.280 +0.131	18.621	1'37.621 1'37.752	2	0.131
3	45 S. REDDING	GBR	Ducati Panigale V4 R	19.528 +0.066	30.230 +0.030	29.383 +0.066	18.490	1'37.631 1'37.793	3	0.162
4	31 G. GERLOFF	USA	Yamaha YZF R1	19.465	30.490	29.339	18.673 +0.115	1'37.967 1'38.082	4	0.115
5	55 A. LOCATELLI	ITA	Yamaha YZF R1	19.572	30.327	29.397 +0.072	18.729	1'38.025 1'38.097	5	0.072
6	7 C. DAVIES	GBR	Ducati Panigale V4 R	19.488 +0.042	30.437 +0.029	29.579 +0.030	18.624	1'38.128 1'38.229	6	0.101
7	19 A. BAUTISTA	ESP	Honda CBR1000 RR-R	19.490 +0.006	30.582	29.506 +0.210	18.737	1'38.315 1'38.531	7	0.216
8	22 A. LOWES	GBR	Kawasaki ZX-10RR	19.610	30.391 +0.017	29.597 +0.130	18.728 +0.091	1'38.326 1'38.564	10	0.238
9	60 M. VAN DER MARK	NED	BMW M 1000 RR	19.610 +0.105	30.342 +0.175	29.634	18.823 +0.021	1'38.409 1'38.710	11	0.301
10	21 M. RINALDI	ITA	Ducati Panigale V4 R	19.582	30.554 +0.010	29.644	18.715 +0.037	1'38.495 1'38.542	9	0.047
11	66 T. SYKES	GBR	BMW M 1000 RR	19.662	30.688	29.514	18.672	1'38.536 1'38.536	8	
12	91 L. HASLAM	GBR	Honda CBR1000 RR-R	19.379 +0.355	30.845 +0.093	29.732	18.853	1'38.809 1'39.257	15	0.448
13	53 T. RABAT	ESP	Ducati Panigale V4 R	19.770 +0.076	30.661	29.744	18.797	1'38.972 1'39.048	13	0.076
14	94 J. FOLGER	GER	BMW M 1000 RR	19.745	30.511	29.847 +0.006	18.884	1'38.987 1'38.993	12	0.006
15	47 A. BASSANI	ITA	Ducati Panigale V4 R	19.820	30.624	29.874	18.747 +0.045	1'39.065 1'39.110	14	0.045
16	44 L. MAHIAS	FRA	Kawasaki ZX-10RR	19.843 +0.100	30.933 +0.023	29.854	19.024 +0.025	1'39.654 1'39.802	16	0.148
17	3 K. NOZANE	JPN	Yamaha YZF R1	20.085	30.989	30.318	18.805	1'40.197 1'40.197	17	
18	23 C. PONSSON	FRA	Yamaha YZF R1	19.965 +0.024	31.232 +0.166	30.373	19.086 +0.026	1'40.656 1'40.872	19	0.216
19	36 L. MERCADO	ARG	Honda CBR1000 RR-R	20.055	31.197	30.207	19.220 +0.037	1'40.679 1'40.716	18	0.037
20	6 N. URAMOTO	JPN	Suzuki GSX-R1000R	20.138 +0.042	31.053	30.502 +0.028	19.254	1'40.947 1'41.017	20	0.070
21	84 L. CRESSON	BEL	Kawasaki ZX-10RR	20.365	31.694 +0.075	30.915 +0.317	19.417	1'42.391 1'42.783	22	0.392
22	14 J. URIBE	USA	Kawasaki ZX-10RR	20.418 +0.057	31.869	30.885	19.523 +0.008	1'42.695 1'42.760	21	0.065
Overall Ideal Time				19.357	30.230	29.238	18.490	1'37.315		

20/08/2021

These data/results cannot be reproduced, stored and/or transmitted in whole or in part by any manner of electronic, mechanical, photocopying, recording, broadcasting or otherwise now known or herein after developed without the previous express consent by the copyright owner, except for reproduction in daily press and regular printed publications on sale to the public within 60 days of the event related to those data/results and always provided that copyright symbol appears together as follows below.

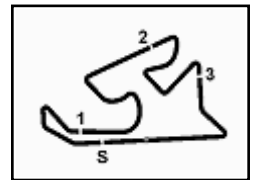
© DORNA WSBK ORGANIZATION Srl 2021

FICR PERUGIA TIMING


Official Tyre Supplier



Official Timekeeper


Pirelli Navarra Round, 20-22 August 2021
Chronological Analysis Free Practice 1st Session

Circuito De Navarra 3.933 m

1 / 4

1° 1 J. REA (1'37.629)							
Lap	Seg.1	Seg.2	Seg.3	Seg.4	Lap Time	km/h	Local Time
1							10:30'59.740
2	27.820	33.807	31.600	19.000	1'52.227P	166,9	10:32'51.967
3	20.127	31.207	30.132	18.764	1'40.230	274,8	10:34'32.197
4	20.042	31.089	29.914	18.818	1'39.863	285,7	10:36'12.060
5	19.721	30.998	29.961	18.794	1'39.474	285,7	10:37'51.534
6	19.629	30.905	30.045	18.840	1'39.419	288,8	10:39'30.953
7	19.605	31.087	29.753	18.793	1'39.238	290,3	10:41'10.191
8	19.478	30.751	29.655	18.810	1'38.694	289,5	10:42'48.885
9	19.551	30.704	30.349	10'33.019	11'53.623P	289,5	10:54'42.508
10	29.432	31.962	30.473	18.859	1'50.726P	196,7	10:56'33.234
11	19.551	30.760	29.840	18.890	1'39.041	290,3	10:58'12.275
12	19.544	30.536	29.845	18.771	1'38.696	291,1	10:59'50.971
13	19.495	30.558	29.695	18.752	1'38.500	290,3	11:01'29.471
14	20.103	30.806	30.123	4'07.317	5'28.349P	253,5	11:06'57.820
15	26.359	37.649	30.273	18.873	1'53.154P	175,3	11:08'50.974
16	19.485	30.322	29.238	18.702	1'37.747	294,3	11:10'28.721
17	19.396	30.331	29.373	18.622	1'37.722	292,7	11:12'06.443
18	19.357	30.299	29.311	18.662	1'37.629	291,1	11:13'44.072
19	19.778	34.055	30.101	20.880	1'44.814	292,7	11:15'28.886

17	19.597	30.487	29.520	18.565	1'38.169	285,0	10:57'29.253
18	20.970	32.903	32.213	6'44.684	8'10.770P	275,5	11:05'40.023
19	26.730	31.399	30.644	18.739	1'47.512P	189,8	11:07'27.535
20	19.710	30.456	32.599	18.930	1'41.695	282,7	11:09'09.230
21	19.677	30.230	29.383	18.560	1'37.850	284,2	11:10'47.080
22	19.678	30.709	29.574	18.679	1'38.640	283,5	11:12'25.720
23	19.637	30.343	29.406	18.543	1'37.929	285,0	11:14'03.649
24	19.594	30.260	29.449	18.490	1'37.793	287,2	11:15'41.442

4° 31 G. GERLOFF (1'38.082)							
Lap	Seg.1	Seg.2	Seg.3	Seg.4	Lap Time	km/h	Local Time
1							10:31'02.295
2	27.860	33.208	30.987	19.365	1'51.420P	177,9	10:32'53.715
3	24.841	32.169	31.016	19.516	1'47.542	260,2	10:34'41.257
4	25.247	31.470	30.184	19.016	1'45.917	267,3	10:36'27.174
5	19.904	30.890	30.164	19.000	1'39.958	268,0	10:38'07.132
6	23.312	31.156	29.913	18.744	1'43.125	268,0	10:39'50.257
7	19.611	30.729	29.838	18.985	1'39.163	271,4	10:41'29.420
8	19.675	30.734	29.793	18.902	1'39.104	270,0	10:43'08.524
9	19.580	31.095	29.898	18.929	1'39.502	274,8	10:44'48.026
10	19.597	31.584	30.636	8'21.032	9'42.849P	276,2	10:54'30.875
11	40.259	31.612	30.175	19.070	2'01.116P	144,6	10:56'31.991
12	19.814	31.068	29.997	18.957	1'39.836	274,1	10:58'11.827
13	19.615	30.644	29.563	18.875	1'38.697	276,2	10:59'50.524
14	19.627	30.661	29.657	18.930	1'38.875	275,5	11:01'29.399
15	20.997	31.272	30.295	3'55.120	5'17.684P	276,2	11:06'47.083
16	29.283	37.004	31.419	19.021	1'56.727P	165,4	11:08'43.810
17	19.600	30.547	29.464	18.673	1'38.284	273,4	11:10'22.094
18	19.465	30.490	29.339	18.788	1'38.082	276,9	11:12'00.176
19	19.483	30.548	29.458	18.743	1'38.232	276,9	11:13'38.408
20	19.529	30.626	29.548	18.721	1'38.424	276,9	11:15'16.832

2° 54 T. RAZGATLIOGLU (1'37.752)							
Lap	Seg.1	Seg.2	Seg.3	Seg.4	Lap Time	km/h	Local Time
1							10:30'17.323
2	28.563	33.789	32.953	19.697	1'55.002P	180,3	10:32'12.325
3	20.423	31.975	30.862	19.101	1'42.361	271,4	10:33'54.686
4	21.502	31.304	30.236	18.861	1'41.903	282,0	10:35'36.589
5	19.964	31.215	30.302	18.853	1'40.334	284,2	10:37'16.923
6	20.000	30.864	30.080	18.843	1'39.787	262,1	10:38'56.710
7	27.902	31.114	30.205	18.720	1'47.941	288,8	10:40'44.651
8	19.705	30.532	29.670	18.645	1'38.552	289,5	10:42'23.203
9	21.644	34.332	30.850	9'59.154	11'25.980P	291,9	10:53'49.183
10	26.580	31.920	30.681	18.981	1'48.162P	185,6	10:55'37.345
11	19.798	30.659	29.799	18.870	1'39.126	287,2	10:57'16.471
12	21.871	31.142	30.092	18.792	1'41.897	288,0	10:58'58.368
13	19.658	30.633	29.693	18.743	1'38.727	285,0	11:00'37.095
14	19.649	30.649	29.813	18.771	1'38.882	288,0	11:02'15.977
15	19.937	31.869	31.220	3'38.727	5'01.753P	285,7	11:07'17.730
16	26.823	32.069	30.292	18.814	1'47.998P	191,2	11:09'05.728
17	19.500	30.433	29.280	18.707	1'37.920	288,8	11:10'43.648
18	19.456	30.382	29.448	18.677	1'37.963	289,5	11:12'21.611
19	19.418	30.302	29.411	18.621	1'37.752	290,3	11:13'59.363
20	19.569	30.321	29.442	18.630	1'37.962	288,0	11:15'37.325

5° 55 A. LOCATELLI (1'38.097)							
Lap	Seg.1	Seg.2	Seg.3	Seg.4	Lap Time	km/h	Local Time
1							10:30'35.265
2	26.642	32.923	31.420	19.262	1'50.247P	196,7	10:32'25.512
3	20.085	31.070	30.003	19.128	1'40.286	279,1	10:34'05.798
4	19.940	30.860	29.918	18.749	1'39.467	282,7	10:35'45.265
5	19.689	30.603	29.735	18.912	1'38.939	284,2	10:37'24.204
6	19.677	30.681	29.934	18.875	1'39.167	280,5	10:39'03.371
7	20.368	31.423	30.100	18.799	1'40.690	252,9	10:40'44.061
8	19.772	30.684	29.626	21.500	1'41.582	277,6	10:42'25.643
9	19.981	30.794	29.725	18.884	1'39.384	280,5	10:44'05.027
10	19.659	30.803	29.754	18.793	1'39.009	285,7	10:45'44.036
11	19.694	30.711	31.158	18.938	1'40.501	285,0	10:47'24.537
12	19.592	30.737	29.554	18.838	1'38.721	287,2	10:49'03.258
13	19.705	30.722	29.676	18.931	1'39.034	287,2	10:50'42.292
14	20.916	32.357	30.559	9'12.460	10'36.292P	258,4	11:01'18.584
15	27.328	31.962	34.220	19.537	1'53.047P	160,2	11:03'11.631
16	19.668	30.521	29.397	18.772	1'38.358	285,7	11:04'49.989
17	19.572	30.327	29.469	18.729	1'38.097	286,5	11:06'28.086
18	19.612	30.431	29.464	18.797	1'38.304	288,0	11:08'06.390
19	19.574	30.512	29.545	18.857	1'38.488	287,2	11:09'44.878
20	19.715	30.743	30.544	19.291	1'40.293	288,0	11:11'25.171
21	19.681	30.602	29.626	19.036	1'38.945	287,2	11:13'04.116
22	19.604	30.583	29.692	18.876	1'38.755	286,5	11:14'42.871
23	19.577	30.545	29.688	18.928	1'38.738	286,5	11:16'21.609

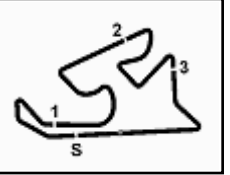
3° 45 S. REDDING (1'37.793)							
Lap	Seg.1	Seg.2	Seg.3	Seg.4	Lap Time	km/h	Local Time
1							10:30'32.997
2	26.946	32.429	31.173	19.429	1'49.977P	191,5	10:32'22.974
3	20.325	31.134	30.311	19.108	1'40.878	263,4	10:34'03.852
4	19.867	30.839	29.958	18.861	1'39.525	282,7	10:35'43.377
5	19.978	30.680	29.907	18.716	1'39.281	274,1	10:37'22.658
6	24.386	33.022	30.757	18.959	1'47.124	279,8	10:39'09.782
7	19.806	30.739	29.727	18.669	1'38.941	279,8	10:40'48.723
8	19.589	30.723	30.035	18.718	1'39.065	285,0	10:42'27.788
9	19.709	31.313	29.873	18.556	1'39.451	284,2	10:44'07.239
10	19.637	30.317	29.630	18.606	1'38.190	284,2	10:45'45.429
11	19.658	30.432	29.585	18.653	1'38.328	282,0	10:47'23.757
12	19.652	30.617	29.457	18.701	1'38.427	280,5	10:49'02.184
13	23.822	32.811	31.043	18.834	1'46.510	273,4	10:50'48.694
14	19.628	30.402	29.509	18.617	1'38.156	282,7	10:52'26.850
15	19.528	30.273	29.561	18.683	1'38.045	286,5	10:54'04.895
16	23.006	33.677	30.772	18.734	1'46.189	276,9	10:55'51.084

6° 7 C. DAVIES (1'38.229)							
Lap	Seg.1	Seg.2	Seg.3	Seg.4	Lap Time	km/h	Local Time
1							10:31'08.168
2	28.644	33.427	31.219	19.592	1'52.882P	170,6	10:33'01.050
3	20.283	32.294	30.346	19.155	1'42.078	280,5	10:34'43.128

20/08/2021 P = Pits In/Out - C = Lap Time Cancelled

These data/results cannot be reproduced, stored and/or transmitted in whole or in part by any manner of electronic, mechanical, photocopying, recording, broadcasting or otherwise now known or herein after developed without the previous express consent by the copyright owner, except for reproduction in daily press and regular printed publications on sale to the public within 60 days of the event related to those data/results and always provided that copyright symbol appears together as follows below.

© DORNA WSBK ORGANIZATION Srl 2021


**Pirelli Navarra Round, 20-22 August 2021
Chronological Analysis Free Practice 1st Session**

Lap	Seg.1	Seg.2	Seg.3	Seg.4	Lap Time	km/h	Local Time
4	20.382	31.454	29.932	19.002	1'40.770	281,3	10:36'23.898
5	20.889	31.727	33.121	19.693	1'45.430	279,1	10:38'09.328
6	19.874	31.201	29.880	18.891	1'39.846	278,4	10:39'49.174
7	19.986	31.037	31.148	20.029	1'42.200	283,5	10:41'31.374
8	20.282	30.954	29.738	18.953	1'39.927	277,6	10:43'11.301
9	20.014	30.791	29.778	18.789	1'39.372	285,7	10:44'50.673
10	19.636	30.690	29.780	18.791	1'38.897	288,0	10:46'29.570
11	21.567	34.529	33.423	10'34.647	12'04.166P	262,1	10:58'33.736
12	26.350	31.728	30.878	18.914	1'47.870P	193,9	11:00'21.606
13	19.605	30.768	29.584	18.716	1'38.673	286,5	11:02'00.279
14	19.751	30.554	29.713	18.753	1'38.771	289,5	11:03'39.050
15	21.804	32.789	30.656	19.009	1'44.258	289,5	11:05'23.308
16	19.534	30.437	29.661	18.965	1'38.597	286,5	11:07'01.905
17	23.689	33.429	30.931	18.773	1'46.822	288,0	11:08'48.727
18	19.566	30.590	29.579	18.668	1'38.403	288,8	11:10'27.130
19	19.488	32.211	29.825	19.656	1'41.180	291,9	11:12'08.310
20	19.530	30.466	29.609	18.624	1'38.229	285,0	11:13'46.539
21	22.830	35.641	39.870	19.856	1'58.197	288,8	11:15'44.736

9° 21 M. RINALDI (1'38.542)							
Lap	Seg.1	Seg.2	Seg.3	Seg.4	Lap Time	km/h	Local Time
1							10:30'57.153
2	29.762	37.647	32.559	19.773	1'59.741P	159,5	10:32'56.894
3	21.046	32.133	31.506	19.417	1'44.102	250,6	10:34'40.996
4	20.330	31.518	30.876	19.224	1'41.948	279,8	10:36'22.944
5	20.000	31.106	30.335	18.918	1'40.359	279,8	10:38'03.303
6	19.972	31.009	30.391	18.943	1'40.315	282,7	10:39'43.618
7	19.892	30.973	30.418	18.905	1'40.188	287,2	10:41'23.806
8	19.863	30.979	30.205	18.887	1'39.934	285,0	10:43'03.740
9	25.877	37.970	32.958	7'35.193	9'11.998P	258,4	10:52'15.738
10	27.104	32.513	32.046	18.979	1'50.642P	184,3	10:54'06.380
11	19.990	30.995	30.118	18.749	1'39.852	280,5	10:55'46.232
12	19.890	30.978	30.308	18.913	1'40.089	285,0	10:57'26.321
13	19.912	30.851	44.577	19.733	1'55.073	285,7	10:59'21.394
14	19.924	30.955	30.048	18.788	1'39.715	278,4	11:01'01.109
15	19.836	32.787	32.759	6'13.366	7'38.748P	280,5	11:08'39.857
16	32.087	31.661	30.200	18.828	1'52.776P	177,3	11:10'32.633
17	19.582	30.564	29.644	18.752	1'38.542	282,7	11:12'11.175
18	24.362	36.127	30.282	18.873	1'49.644	290,3	11:14'00.819
19	19.662	30.554	29.711	18.715	1'38.642	279,1	11:15'39.461

7° 19 A. BAUTISTA (1'38.531)							
Lap	Seg.1	Seg.2	Seg.3	Seg.4	Lap Time	km/h	Local Time
1							10:30'18.002
2	28.431	33.820	32.714	19.780	1'54.745P	180,9	10:32'12.747
3	20.664	31.899	30.579	19.156	1'42.298	258,4	10:33'55.045
4	20.396	31.397	30.506	19.060	1'41.359	262,1	10:35'36.404
5	19.945	31.265	30.238	19.030	1'40.478	285,7	10:37'16.882
6	19.804	31.024	30.515	19.016	1'40.359	282,7	10:38'57.241
7	19.754	31.156	30.121	19.116	1'40.147	270,7	10:40'37.388
8	19.874	31.023	29.926	18.930	1'39.753	287,2	10:42'17.141
9	19.738	30.902	29.797	18.866	1'39.303	290,3	10:43'56.444
10	19.593	30.789	29.808	18.875	1'39.065	289,5	10:45'35.509
11	20.815	32.356	31.070	10'54.432	12'18.673P	264,7	10:57'54.182
12	26.411	31.573	30.253	19.077	1'47.314P	163,9	10:59'41.496
13	19.687	31.064	29.921	18.937	1'39.609	290,3	11:01'21.105
14	19.530	30.940	30.182	19.026	1'39.678	288,0	11:03'00.783
15	19.671	30.952	29.976	18.856	1'39.455	288,8	11:04'40.238
16	19.719	30.940	30.923	3'32.925	4'54.507P	283,5	11:09'34.745
17	26.565	31.262	30.012	18.763	1'46.602P	168,0	11:11'21.347
18	19.649	30.844	29.637	18.764	1'38.894	286,5	11:13'00.241
19	19.490	30.788	29.506	18.771	1'38.555	284,2	11:14'38.796
20	19.496	30.582	29.716	18.737	1'38.531	288,0	11:16'17.327

10° 22 A. LOWES (1'38.564)							
Lap	Seg.1	Seg.2	Seg.3	Seg.4	Lap Time	km/h	Local Time
1							10:30'22.226
2	27.309	32.958	32.098	20.037	1'52.402P	191,5	10:32'14.628
3	20.249	31.438	31.020	19.337	1'42.044	266,7	10:33'56.672
4	21.003	31.246	30.392	19.057	1'41.698	260,9	10:35'38.370
5	19.752	30.703	30.299	18.763	1'39.517	279,1	10:37'17.887
6	19.672	30.543	30.325	18.884	1'39.424	282,0	10:38'57.311
7	19.907	32.798	29.962	18.786	1'41.453	259,0	10:40'38.764
8	19.610	30.408	29.727	18.819	1'38.564	282,0	10:42'17.328
9	25.748	31.564	30.939	7'51.430	9'19.681P	264,1	10:51'37.009
10	27.222	31.328	31.042	19.017	1'48.609P	154,5	10:53'25.618
11	19.851	30.846	29.913	19.180	1'39.790	282,7	10:55'05.408
12	19.750	30.661	29.597	18.867	1'38.875	282,0	10:56'44.283
13	21.221	30.787	31.032	18.980	1'42.020	279,1	10:58'26.303
14	19.825	30.749	29.821	18.849	1'39.244	279,1	11:00'05.547
15	19.752	30.561	29.623	18.845	1'38.781	278,4	11:01'44.328
16	19.824	30.593	29.597	19.044	1'39.058	274,8	11:03'23.386
17	19.721	30.391	30.499	7'25.494	8'46.105P	282,0	11:12'09.491
18	27.766	30.990	30.043	19.037	1'47.836P	193,9	11:13'57.327
19	19.884	30.579	29.694	18.728	1'38.885	276,2	11:15'36.212

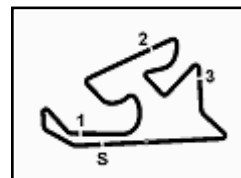
8° 66 T. SYKES (1'38.536)							
Lap	Seg.1	Seg.2	Seg.3	Seg.4	Lap Time	km/h	Local Time
1							10:31'57.145
2	59.261	35.509	33.067	20.215	2'28.052P	38,8	10:34'25.197
3	21.704	32.908	31.075	19.387	1'45.074	262,1	10:36'10.271
4	22.309	31.563	30.363	18.981	1'43.216	262,1	10:37'53.487
5	19.943	31.114	30.035	18.955	1'40.047	268,0	10:39'33.534
6	19.968	31.939	35.971	19.504	1'47.382	269,3	10:41'20.916
7	25.270	38.094	31.024	19.025	1'53.413	277,6	10:43'14.329
8	21.136	31.698	30.846	18.910	1'42.590	279,1	10:44'56.919
9	19.853	30.740	29.867	18.790	1'39.250	282,0	10:46'36.169
10	20.830	32.138	33.632	9'46.104	11'12.704P	272,7	10:57'48.873
11	27.961	33.005	31.276	19.017	1'51.259P	187,2	10:59'40.132
12	19.875	30.758	29.835	19.181	1'39.649	282,0	11:01'19.781
13	19.819	30.734	29.732	18.879	1'39.164	279,1	11:02'58.945
14	26.435	31.928	30.937	3'04.456	4'33.756P	270,7	11:07'32.701
15	29.696	31.762	31.467	19.480	1'52.405P	164,6	11:09'25.106
16	21.460	36.027	33.512	19.009	1'50.008	278,4	11:11'15.114
17	19.662	30.688	29.514	18.672	1'38.536	276,9	11:12'53.650
18	19.784	30.736	30.038	19.127	1'39.685	283,5	11:14'33.335

11° 60 M. VAN DER MARK (1'38.710)							
Lap	Seg.1	Seg.2	Seg.3	Seg.4	Lap Time	km/h	Local Time
1							10:30'09.965
2	27.029	32.797	32.062	19.862	1'51.750P	199,3	10:32'01.715
3	20.833	32.661	31.839	19.556	1'44.889	255,3	10:33'46.604
4	20.460	31.277	30.698	19.231	1'41.666	268,7	10:35'28.270
5	20.214	31.039	30.226	18.948	1'40.427	274,1	10:37'08.697
6	20.090	30.911	30.168	18.973	1'40.142	278,4	10:38'48.839
7	19.846	30.943	30.078	18.968	1'39.835	279,8	10:40'28.674
8	22.142	30.981	30.445	6'39.168	8'02.736P	282,0	10:48'31.410
9	30.431	32.892	30.194	18.922	1'52.439P	193,2	10:50'23.849
10	19.869	30.641	30.891	19.085	1'40.486	273,4	10:52'04.335
11	20.315	30.610	29.929	18.823	1'39.677	283,5	10:53'44.012
12	19.692	30.793	29.865	18.870	1'39.220	286,5	10:55'23.232
13	19.699	30.741	29.851	18.898	1'39.189	286,5	10:57'02.421
14	23.496	30.980	29.974	6'39.599	8'04.049P	285,7	11:05'06.470
15	25.693	30.587	30.038	18.945	1'45.263P	211,4	11:06'51.733
16	20.074	33.528	32.475	19.102	1'45.179	284,2	11:08'36.912
17	19.695	30.514	29.902	18.830	1'38.941	276,9	11:10'15.853

20/08/2021 P = Pits In/Out - C = Lap Time Cancelled

These data/results cannot be reproduced, stored and/or transmitted in whole or in part by any manner of electronic, mechanical, photocopying, recording, broadcasting or otherwise now known or herein after developed without the previous express consent by the copyright owner, except for reproduction in daily press and regular printed publications on sale to the public within 60 days of the event related to those data/results and always provided that copyright symbol appears together as follows below.

© DORNA WSBK ORGANIZATION Srl 2021



Pirelli Navarra Round, 20-22 August 2021 Chronological Analysis Free Practice 1st Session

Circuito De Navarra 3.933 m

3 / 4

18	19.715	30.517	29.634	18.844	1'38.710	282,7	11:11'54.563
19	19.646	30.342	29.773	18.767	1'38.528C	283,5	11:13'33.091
20	19.610	30.493	35.549	18.919	1'44.571	284,2	11:15'17.662

11	19.950	30.784	30.263	18.975	1'39.972	280,5	10:52'03.533
12	19.962	31.129	30.259	19.266	1'40.616	281,3	10:53'44.149
13	20.026	30.846	30.206	18.747	1'39.825	274,1	10:55'23.974
14	19.866	30.929	30.297	19.026	1'40.118	283,5	10:57'04.092
15	23.656	33.485	31.946	10'30.163	11'59.250P	254,7	11:09'03.342
16	30.784	31.964	30.915	19.464	1'53.127P	78,3	11:10'56.469
17	19.820	30.624	29.874	18.792	1'39.110	281,3	11:12'35.579
18	19.931	30.773	30.544	18.917	1'40.165	281,3	11:14'15.744
19	19.960	30.775	30.016	18.804	1'39.555C	278,4	11:15'55.299

12° 94 J. FOLGER (1'38.993)							
Lap	Seg.1	Seg.2	Seg.3	Seg.4	Lap Time	km/h	Local Time
1							10:30'21.632
2	27.121	33.477	31.637	19.738	1'51.973P	189,8	10:32'13.605
3	20.415	31.998	30.911	19.230	1'42.554	269,3	10:33'56.159
4	20.783	32.990	30.376	19.130	1'43.279	269,3	10:35'39.438
5	20.202	31.177	30.059	18.978	1'40.416	266,0	10:37'19.854
6	19.975	31.119	30.586	19.074	1'40.754	276,2	10:39'00.608
7	20.018	30.861	30.135	19.219	1'40.233	272,7	10:40'40.841
8	20.122	30.935	30.206	19.507	1'40.770	272,0	10:42'21.611
9	28.042	33.508	30.524	19.262	1'51.336	276,9	10:44'12.947
10	19.825	30.918	31.521	19.350	1'41.614	279,1	10:45'54.561
11	19.982	30.820	30.037	19.022	1'39.861	276,9	10:47'34.422
12	26.939	32.113	30.920	10'39.958	12'09.930P	274,1	10:59'44.352
13	28.661	31.339	30.268	18.948	1'49.216P	117,6	11:01'33.568
14	19.745	30.511	29.853	18.884	1'38.993	276,2	11:03'12.561
15	19.845	30.723	29.895	18.914	1'39.377	277,6	11:04'51.938
16	22.062	34.807	30.970	2'53.117	4'20.956P	241,1	11:09'12.894
17	28.202	36.074	31.754	19.192	1'55.222P	147,7	11:11'08.116
18	19.980	30.752	29.847	19.035	1'39.614	274,1	11:12'47.730
19	19.874	30.743	29.900	19.003	1'39.520	279,8	11:14'27.250
20	19.984	35.635	31.319	20.354	1'47.292	277,6	11:16'14.542

15° 91 L. HASLAM (1'39.257)							
Lap	Seg.1	Seg.2	Seg.3	Seg.4	Lap Time	km/h	Local Time
1							10:30'03.804
2	29.727	34.578	33.013	20.026	1'57.344P	164,4	10:32'01.148
3	21.088	32.896	31.648	20.166	1'45.798	259,6	10:33'46.946
4	20.520	31.441	30.441	19.165	1'41.567	265,4	10:35'28.513
5	20.508	31.517	30.046	19.022	1'41.093	272,7	10:37'09.606
6	19.928	31.001	29.805	18.878	1'39.612	279,8	10:38'49.218
7	19.903	31.072	29.825	18.938	1'39.738	279,8	10:40'28.956
8	21.697	32.156	31.084	12'15.822	13'40.759P	288,0	10:54'09.715
9	29.250	34.669	33.826	20.864	1'58.609P	155,2	10:56'08.324
10	19.868	32.556	33.317	19.170	1'44.911	285,7	10:57'53.235
11	19.881	30.996	40.470	19.213	1'50.560	290,3	10:59'43.795
12	19.734	30.938	29.732	18.853	1'39.257	289,5	11:01'23.052
13	19.627	31.085	31.352	19.422	1'41.486	287,2	11:03'04.538
14	19.591	30.982	29.804	18.942	1'39.319	288,8	11:04'43.857
15	20.086	32.717	32.208	6'09.755	7'34.766P	285,7	11:12'18.623
16	27.603	31.065	30.351	19.767	1'48.786P	177,0	11:14'07.409

13° 53 T. RABAT (1'39.048)							
Lap	Seg.1	Seg.2	Seg.3	Seg.4	Lap Time	km/h	Local Time
1							10:30'10.531
2	28.164	33.818	32.255	19.735	1'53.972P	184,3	10:32'04.503
3	21.023	32.048	31.038	19.214	1'43.323	247,1	10:33'47.826
4	20.551	31.695	30.547	19.089	1'41.882	251,2	10:35'29.708
5	20.337	31.299	30.400	18.961	1'40.997	261,5	10:37'10.705
6	20.290	31.381	33.292	7'16.049	8'41.012P	261,5	10:45'51.717
7	26.895	31.767	30.783	19.061	1'48.506P	192,9	10:47'40.223
8	20.140	31.002	30.226	19.063	1'40.431	263,4	10:49'20.654
9	22.569	32.224	30.684	19.116	1'44.593	264,1	10:51'05.247
10	20.062	31.070	30.353	18.924	1'40.409	262,8	10:52'45.656
11	20.055	31.146	30.119	19.110	1'40.430	272,7	10:54'26.086
12	20.164	31.050	30.147	19.005	1'40.366	265,4	10:56'06.452
13	20.033	31.018	30.176	19.049	1'40.276	264,1	10:57'46.728
14	19.948	31.084	30.127	18.872	1'40.031	265,4	10:59'26.759
15	19.956	30.943	30.122	2'32.349	3'53.370P	271,4	11:03'20.129
16	26.075	31.341	30.313	18.939	1'46.668P	186,5	11:05'06.797
17	19.975	30.787	29.920	18.837	1'39.519	262,1	11:06'46.316
18	19.892	30.751	29.858	18.924	1'39.425	272,0	11:08'25.741
19	19.846	30.661	29.744	18.797	1'39.048	265,4	11:10'04.789
20	19.916	30.675	30.071	19.054	1'39.716	270,7	11:11'44.505
21	19.915	30.925	29.766	18.831	1'39.437	270,0	11:13'23.942

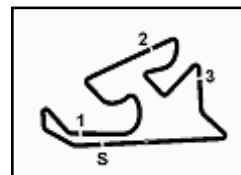
16° 44 L. MAHIAS (1'39.802)							
Lap	Seg.1	Seg.2	Seg.3	Seg.4	Lap Time	km/h	Local Time
1							10:30'53.147
2	28.322	33.802	31.988	19.970	1'54.082P	174,5	10:32'47.229
3	21.008	32.564	31.134	19.642	1'44.348	237,9	10:34'31.577
4	20.574	31.982	30.596	19.332	1'42.484	268,7	10:36'14.061
5	20.974	31.990	30.551	19.459	1'42.974	270,0	10:37'57.035
6	20.382	31.775	30.557	19.289	1'42.003	268,7	10:39'39.038
7	20.326	35.382	30.643	19.284	1'45.635	265,4	10:41'24.673
8	20.293	31.480	30.271	19.177	1'41.221	272,0	10:43'05.894
9	23.180	50.997			22'21.109P	272,7	11:05'27.003
10	31.076	32.022	30.784	19.455	1'53.337P	89,9	11:07'20.340
11	23.255	33.309	30.471	19.024	1'46.059	270,7	11:09'06.399
12	19.943	30.956	29.854	19.049	1'39.802	274,8	11:10'46.201
13	20.066	31.476	30.181	19.028	1'40.751	274,8	11:12'26.952
14	20.158	30.933	29.900	20.030	1'41.021	271,4	11:14'07.973
15	19.843	31.140	30.187	19.176	1'40.346	278,4	11:15'48.319

17° 3 K. NOZANE (1'40.197)							
Lap	Seg.1	Seg.2	Seg.3	Seg.4	Lap Time	km/h	Local Time
1							10:30'17.648
2	27.866	33.895	32.896	19.910	1'54.567P	170,9	10:32'12.215
3	20.720	32.404	31.782	19.249	1'44.155	257,1	10:33'56.370
4	20.446	31.453	31.179	19.327	1'42.405	262,1	10:35'38.775
5	20.200	31.799	30.837	19.223	1'42.059	264,1	10:37'20.834
6	20.456	31.645	31.100	19.195	1'42.396	269,3	10:39'03.230
7	20.274	31.446	30.750	19.117	1'41.587	270,0	10:40'44.817
8	21.677	31.724	31.525	19.106	1'44.032	270,0	10:42'28.849
9	20.125	31.358	30.886	19.101	1'41.470	270,0	10:44'10.319
10	20.254	31.475	34.888	5'30.920	6'57.537P	265,4	10:51'07.856
11	28.073	32.458	31.637	19.515	1'51.683P	172,2	10:52'59.539
12	20.444	31.607	30.893	19.042	1'41.986	262,8	10:54'41.525
13	20.535	31.332	30.812	19.188	1'41.867	272,0	10:56'23.392
14	20.223	31.466	31.347	5'25.224	6'48.260P	270,7	11:03'11.652

20/08/2021 P = Pits In/Out - C = Lap Time Cancelled

These data/results cannot be reproduced, stored and/or transmitted in whole or in part by any manner of electronic, mechanical, photocopying, recording, broadcasting or otherwise now known or herein after developed without the previous express consent by the copyright owner, except for reproduction in daily press and regular printed publications on sale to the public within 60 days of the event related to those data/results and always provided that copyright symbol appears together as follows below.

© DORNA WSBK ORGANIZATION Srl 2021


Pirelli Navarra Round, 20-22 August 2021
Chronological Analysis Free Practice 1st Session

Circuito De Navarra 3.933 m

4 / 4

15	30.125	36.379	31.109	19.070	1'56.683P	158,6	11:05'08.335	10	20.439	31.503	32.385	19.451	1'43.778	270,0	10:55'44.736
16	20.181	31.065	30.357	18.899	1'40.502	268,0	11:06'48.837	11	20.359	31.508	30.962	19.405	1'42.234	269,3	10:57'26.970
17	23.547	31.721	32.498	19.029	1'46.795	271,4	11:08'35.632	12	23.580	32.348	30.886	19.426	1'46.240	271,4	10:59'13.210
18	20.176	31.081	30.461	18.950	1'40.668	269,3	11:10'16.300	13	20.309	31.368	30.565	19.399	1'41.641	268,7	11:00'54.851
19	25.686	31.670	30.468	18.934	1'46.758	276,9	11:12'03.058	14	21.927	32.584	31.841	4'48.045	6'14.397P	270,7	11:07'09.248
20	20.085	30.989	30.318	18.805	1'40.197	266,0	11:13'43.255	15	34.925	34.387	32.828	19.575	2'01.715P	115,1	11:09'10.963
21	20.473	31.674	31.228	19.265	1'42.640	263,4	11:15'25.895	16	20.138	31.201	31.204	19.464	1'42.007	268,7	11:10'52.970

18° 36 L. MERCADO (1'40.716)

Lap	Seg.1	Seg.2	Seg.3	Seg.4	Lap Time	km/h	Local Time
1							10:30'18.165
2	29.746	35.174	33.363	20.359	1'58.642P	172,8	10:32'16.807
3	22.119	33.376	31.925	20.276	1'47.696	230,3	10:34'04.503
4	21.094	32.393	31.282	19.809	1'44.578	255,9	10:35'49.081
5	21.119	31.990	30.976	19.801	1'43.886	255,9	10:37'32.967
6	21.107	31.749	30.727	19.623	1'43.206	259,6	10:39'16.173
7	20.581	31.727	30.578	19.449	1'42.335	270,7	10:40'58.508
8	20.380	31.728	30.616	19.347	1'42.071	270,0	10:42'40.579
9	20.480	31.419	30.368	19.279	1'41.546	272,0	10:44'22.125
10	20.197	31.263	30.278	19.220	1'40.958	272,7	10:46'03.083
11	21.710	36.727	31.824	8'21.572	9'51.833P	260,2	10:55'54.916
12	28.344	34.775	30.877	19.473	1'53.469P	175,9	10:57'48.385
13	20.370	31.620	30.686	19.345	1'42.021	266,0	10:59'30.406
14	20.268	31.478	30.566	6'25.664	7'47.976P	273,4	11:07'18.382
15	27.133	33.588	31.901	19.458	1'52.080P	179,1	11:09'10.462
16	20.220	31.412	30.544	19.333	1'41.509	272,0	11:10'51.971
17	20.314	31.243	30.231	19.258	1'41.046	268,0	11:12'33.017
18	22.186	32.307	30.456	19.222	1'44.171	272,7	11:14'17.188
19	20.055	31.197	30.207	19.257	1'40.716	275,5	11:15'57.904

21° 14 J. URIBE (1'42.760)

Lap	Seg.1	Seg.2	Seg.3	Seg.4	Lap Time	km/h	Local Time		
1							10:30'35.708		
2	27.165						29.348P	194,9	10:31'05.056
3	31.635	35.749	33.909	20.801	2'02.094P	158,1	10:33'07.150		
4	22.336	34.110	32.495	20.251	1'49.192	224,5	10:34'56.342		
5	21.188	32.974	33.719	19.915	1'47.796	251,2	10:36'44.138		
6	21.165	32.666	31.698	19.835	1'45.364	258,4	10:38'29.502		
7	23.352	33.864	31.763	19.760	1'48.739	264,1	10:40'18.241		
8	21.233	32.487	31.087	19.580	1'44.387	255,9	10:42'02.628		
9	20.890	32.533	31.340	19.691	1'44.454	272,0	10:43'47.082		
10	21.052	32.472	31.275	19.523	1'44.322	264,1	10:45'31.404		
11	20.649	32.317	31.336	19.761	1'44.063	273,4	10:47'15.467		
12	20.599	32.336	30.966	19.837	1'43.738	275,5	10:48'59.205		
13	20.578	31.993	33.415	9'42.284	11'08.270P	274,1	11:00'07.475		
14	30.936	36.922	32.187	19.958	2'00.003P	168,8	11:02'07.478		
15	21.087	32.442	31.155	19.547	1'44.231	270,0	11:03'51.709		
16	20.612	31.888	31.077	19.542	1'43.119	270,0	11:05'34.828		
17	20.620	31.979	30.913	19.737	1'43.249	271,4	11:07'18.077		
18	20.475	31.869	30.885	19.531	1'42.760	275,5	11:09'00.837		
19	20.475	32.426	30.903	19.663	1'43.467	274,8	11:10'44.304		
20	20.418	32.189	31.393	19.566	1'43.566	276,2	11:12'27.870		
21	20.522	31.982	31.037	19.810	1'43.351	277,6	11:14'11.221		
22	20.452	32.044	31.217	19.592	1'43.305	273,4	11:15'54.526		

19° 23 C. PONSSON (1'40.872)

Lap	Seg.1	Seg.2	Seg.3	Seg.4	Lap Time	km/h	Local Time
1							10:30'09.122
2	29.757	34.583	32.941	20.171	1'57.452P	173,9	10:32'06.574
3	21.071	32.715	31.356	19.621	1'44.763	268,0	10:33'51.337
4	20.427	31.835	31.108	19.205	1'42.575	271,4	10:35'33.912
5	23.662	34.161	30.872	19.241	1'47.936	280,5	10:37'21.848
6	20.204	31.757	30.956	19.169	1'42.086	279,1	10:39'03.934
7	20.145	31.593	31.071	19.259	1'42.068	283,5	10:40'46.002
8	20.090	31.454	30.556	19.136	1'41.236	279,8	10:42'27.238
9	20.111	31.454	30.816	19.130	1'41.511	282,0	10:44'08.749
10	20.079	33.710	31.832	15'01.853	16'27.474P	281,3	11:00'36.223
11	28.253	33.525	33.151	19.558	1'54.487P	178,5	11:02'30.710
12	20.222	31.729	30.670	19.279	1'41.900	279,1	11:04'12.610
13	20.172	31.651	30.530	19.336	1'41.689	279,8	11:05'54.299
14	20.061	31.452	30.863	19.221	1'41.597	279,1	11:07'35.896
15	20.118	31.712	30.609	19.297	1'41.736	282,0	11:09'17.632
16	24.629	33.909	32.902	19.812	1'51.252	278,4	11:11'08.884
17	20.209	31.232	34.476	19.764	1'45.681	279,8	11:12'54.565
18	19.989	31.398	30.373	19.112	1'40.872	281,3	11:14'35.437
19	19.965	31.317	30.619	19.086	1'40.987	279,8	11:16'16.424

22° 84 L. CRESSON (1'42.783)

Lap	Seg.1	Seg.2	Seg.3	Seg.4	Lap Time	km/h	Local Time
1							10:32'29.676
2	23.487	33.464	32.161	19.916	1'49.028	274,8	10:34'18.704
3	20.959	32.628	31.960	19.766	1'45.313	262,8	10:36'04.017
4	20.728	32.472	31.643	19.718	1'44.561	271,4	10:37'48.578
5	20.725	32.363	31.304	19.673	1'44.065	270,0	10:39'32.643
6	20.453	32.203	31.370	19.696	1'43.722	265,4	10:41'16.365
7	20.552	32.364	31.243	19.613	1'43.772	274,8	10:43'00.137
8	20.618	32.253	31.193	19.732	1'43.796	282,7	10:44'43.933
9	20.411	32.248	31.082	19.619	1'43.360	274,8	10:46'27.293
10	20.472	32.370	31.122	19.698	1'43.662	274,8	10:48'10.955
11	20.686	31.996	30.970	19.702	1'43.354	272,7	10:49'54.309
12	21.498	33.599	32.271	10'30.417	11'57.785P	259,6	11:01'52.094
13	28.967	33.362	31.534	19.684	1'53.547P	206,5	11:03'45.641
14	20.559	32.263	31.189	19.586	1'43.597	276,2	11:05'29.238
15	20.723	32.040	31.214	19.686	1'43.663	274,8	11:07'12.901
16	20.605	31.967	31.161	19.564	1'43.297	274,1	11:08'56.198
17	20.588	31.935	31.084	19.550	1'43.157	277,6	11:10'39.355
18	20.798	31.694	31.406	19.630	1'43.528	270,7	11:12'22.883
19	20.365	31.769	31.232	19.417	1'42.783	275,5	11:14'05.666
20	20.505	31.867	30.915	19.598	1'42.885	269,3	11:15'48.551

20° 6 N. URAMOTO (1'41.017)

Lap	Seg.1	Seg.2	Seg.3	Seg.4	Lap Time	km/h	Local Time
1							10:30'15.704
2	27.822	33.619	31.647	19.778	1'52.866P	198,9	10:32'08.570
3	20.355	31.807	31.184	19.580	1'42.926	264,7	10:33'51.496
4	20.451	32.057	30.947	19.459	1'42.914	260,9	10:35'34.410
5	20.949	32.998	31.144	19.370	1'44.461	269,3	10:37'18.871
6	20.291	31.523	31.000	19.478	1'42.292	266,7	10:39'01.163
7	20.160	31.216	30.661	19.368	1'41.405	264,1	10:40'42.568
8	22.257	34.307	31.729	9'58.931	11'27.224P	267,3	10:52'09.792
9	27.885	32.130	31.469	19.682	1'51.166P	186,9	10:54'00.958

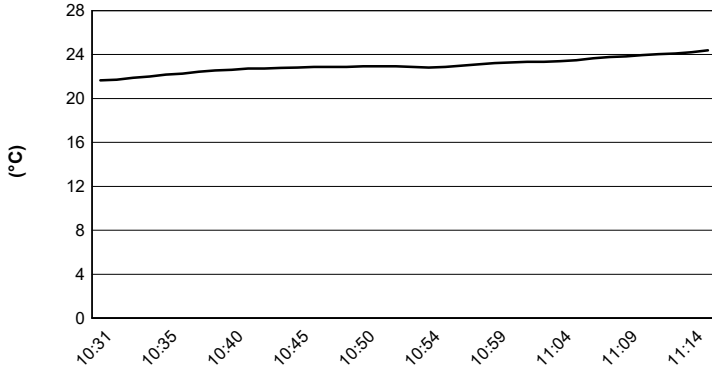
20/08/2021 P = Pits In/Out - C = Lap Time Cancelled

These data/results cannot be reproduced, stored and/or transmitted in whole or in part by any manner of electronic, mechanical, photocopying, recording, broadcasting or otherwise now known or herein after developed without the previous express consent by the copyright owner, except for reproduction in daily press and regular printed publications on sale to the public within 60 days of the event related to those data/results and always provided that copyright symbol appears together as follows below.

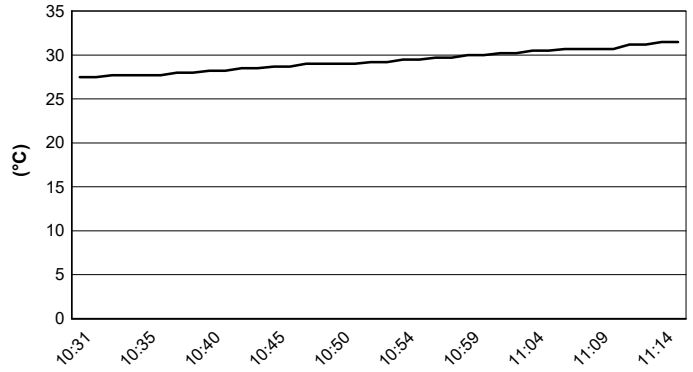
© DORNA WSBK ORGANIZATION Srl 2021

Pirelli Navarra Round, 20-22 August 2021
Weather Report Free Practice 1st Session
 Session started 10:30 - Session ended 11:16

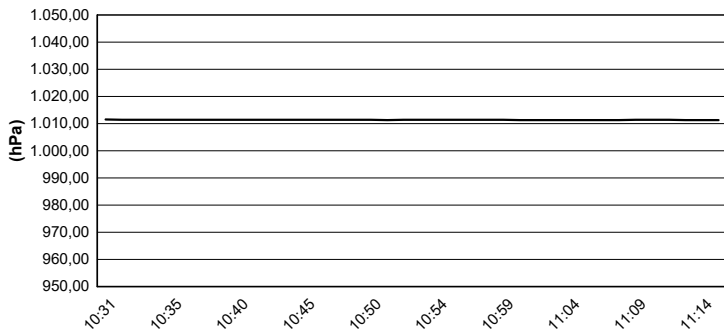
Air Temperature



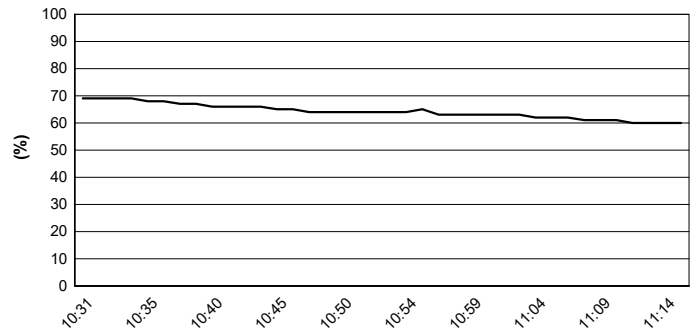
Track Temperature



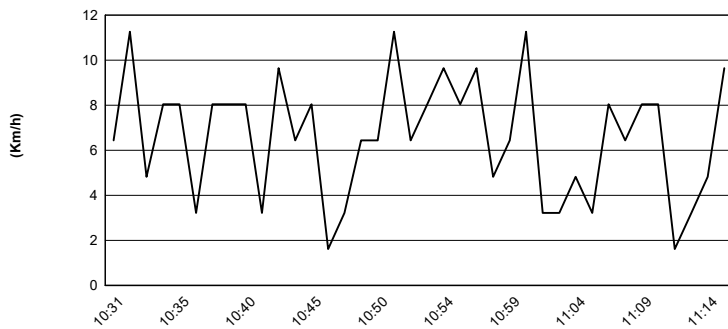
Air Pressure



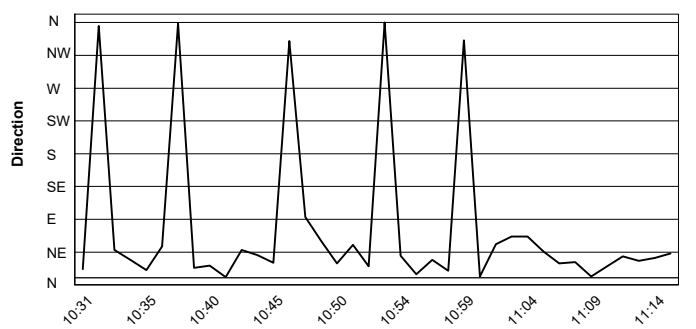
Humidity



Wind Speed



Wind Direction



20/08/2021

These data/results cannot be reproduced, stored and/or transmitted in whole or in part by any manner of electronic, mechanical, photocopying, recording, broadcasting or otherwise now known or herein after developed without the previous express consent by the copyright owner, except for reproduction in daily press and regular printed publications on sale to the public within 60 days of the event related to those data/results and always provided that copyright symbol appears together as follows below.

© DORNA WSBK ORGANIZATION Srl 2021