
**Pirelli Navarra Round, 20-22 August 2021**
**Results Free Practice 2nd Session**

Circuito De Navarra 3.933 m

1 / 2

No.	Rider	Nat	Team	Bike	Class	Time	Gap	Rel.	Laps	Speed	
										Avg	Max
1	54 T. RAZGATLIOGLU	TUR	Pata Yamaha with BRIXX WorldSBK	Yamaha YZF R1		<b>1'38.134</b>			21	144,280	<b>290,3</b>
2	45 S. REDDING	GBR	Aruba.it Racing - Ducati	Ducati Panigale V4 R		<b>1'38.353</b>	0.219	0.219	22	143,959	<b>286,5</b>
3	21 M. RINALDI	ITA	Aruba.it Racing - Ducati	Ducati Panigale V4 R		<b>1'38.470</b>	0.336	0.117	18	143,788	<b>291,1</b>
4	55 A. LOCATELLI	ITA	Pata Yamaha with BRIXX WorldSBK	Yamaha YZF R1		<b>1'38.520</b>	0.386	0.050	22	143,715	<b>288,8</b>
5	31 G. GERLOFF	USA	GRT Yamaha WorldSBK Team	Yamaha YZF R1	IND	<b>1'38.571</b>	0.437	0.051	12	143,641	<b>280,5</b>
6	7 C. DAVIES	GBR	Team GoEleven	Ducati Panigale V4 R	IND	<b>1'38.636</b>	0.502	0.065	15	143,546	<b>288,8</b>
7	1 J. REA	GBR	Kawasaki Racing Team WorldSBK	Kawasaki ZX-10RR		<b>1'38.662</b>	0.528	0.026	17	143,508	<b>291,1</b>
8	22 A. LOWES	GBR	Kawasaki Racing Team WorldSBK	Kawasaki ZX-10RR		<b>1'38.671</b>	0.537	0.009	19	143,495	<b>288,0</b>
9	66 T. SYKES	GBR	BMW Motorrad WorldSBK Team	BMW M 1000 RR		<b>1'38.719</b>	0.585	0.048	18	143,425	<b>285,0</b>
10	47 A. BASSANI	ITA	Motocorsa Racing	Ducati Panigale V4 R	IND	<b>1'38.823</b>	0.689	0.104	20	143,274	<b>285,7</b>
11	60 M. VAN DER MARK	NED	BMW Motorrad WorldSBK Team	BMW M 1000 RR		<b>1'38.839</b>	0.705	0.016	19	143,251	<b>285,0</b>
12	19 A. BAUTISTA	ESP	Team HRC	Honda CBR1000 RR-R		<b>1'39.046</b>	0.912	0.207	19	142,952	<b>288,0</b>
13	53 T. RABAT	ESP	Barni Racing Team	Ducati Panigale V4 R	IND	<b>1'39.189</b>	1.055	0.143	23	142,746	<b>277,6</b>
14	91 L. HASLAM	GBR	Team HRC	Honda CBR1000 RR-R		<b>1'39.207</b>	1.073	0.018	16	142,720	<b>292,7</b>
15	44 L. MAHIAS	FRA	Kawasaki Puccetti Racing	Kawasaki ZX-10RR	IND	<b>1'39.487</b>	1.353	0.280	16	142,318	<b>280,5</b>
16	3 K. NOZANE	JPN	GRT Yamaha WorldSBK Team	Yamaha YZF R1	IND	<b>1'39.826</b>	1.692	0.339	22	141,835	<b>279,1</b>
17	94 J. FOLGER	GER	Bonovo MGM Racing	BMW M 1000 RR	IND	<b>1'39.847</b>	1.713	0.021	18	141,805	<b>283,5</b>
18	23 C. PONSSON	FRA	Gil Motor Sport-Yamaha	Yamaha YZF R1	IND	<b>1'40.492</b>	2.358	0.645	20	140,895	<b>283,5</b>
19	36 L. MERCADO	ARG	MIE Racing Honda Racing	Honda CBR1000 RR-R	IND	<b>1'40.699</b>	2.565	0.207	19	140,605	<b>276,9</b>
20	6 N. URAMOTO	JPN	JEG Racing	Suzuki GSX-R1000R	IND	<b>1'41.139</b>	3.005	0.440	17	139,993	<b>272,7</b>
21	84 L. CRESSON	BEL	OUTDO TPR Team Pedercini Racing	Kawasaki ZX-10RR	IND	<b>1'41.653</b>	3.519	0.514	16	139,286	<b>278,4</b>
22	14 J. URIBE	USA	OUTDO TPR Team Pedercini Racing	Kawasaki ZX-10RR	IND	<b>1'42.256</b>	4.122	0.603	19	138,464	<b>279,1</b>

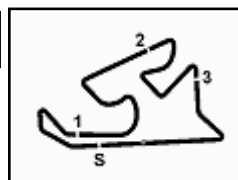
**Qualifying Lap Time (107% of 1'38.134): 1'45.004**

AIR	Humidity:	42%	Temp:	31°C
TRACK	Condition:	Dry	Temp:	45°C

20/08/2021	Start 15:00	End 15:46	The results are provisional until the end of the time limit for protests and appeals and the completion of the technical checks.
------------	----------------	--------------	--

These data/results cannot be reproduced, stored and/or transmitted in whole or in part by any manner of electronic, mechanical, photocopying, recording, broadcasting or otherwise now known or herein after developed without the previous express consent by the copyright owner, except for reproduction in daily press and regular printed publications on sale to the public within 60 days of the event related to those data/results and always provided that copyright symbol appears together as follows below.

© DORNA WSBK ORGANIZATION Srl 2021



**Pirelli Navarra Round, 20-22 August 2021**  
**Results Free Practice 2nd Session**

Circuito De Navarra 3.933 m  
 2 / 2

**Session Highlights**

Local Time	No. Rider	Description
15.00.00		Start
15.05.34	44 L. MAHIAS	Crashed - Turn 15
15.05.58	44 L. MAHIAS	Re-joined
15.16.15	66 T. SYKES	Lap Cancelled (1'39.152) - Exceeded Track Limits - Turn 4
15.21.09	23 C. PONSSON	Lap Cancelled (8'52.841) - Exceeded Track Limits - Turn 4
15.25.56	21 M. RINALDI	Technical Problem - Re-Joined - Turn 5
15.28.03	31 G. GERLOFF	Crashed - Turn 4
15.33.46	60 M. VAN DER MARK	Current Lap Cancelled - Exceeded Track Limits - Turn 5
15.46.54		End Of Session

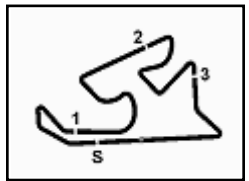
**Fastest Laps Sequence**

No.	Rider	Nat	Team	Bike	Local Time	Time	Gap	Avg
1	J. REA	GBR	Kawasaki Racing Team WorldSBK	Kawasaki ZX-10RR	15:03'26.915	<b>1'39.709</b>		142,001
91	L. HASLAM	GBR	Team HRC	Honda CBR1000 RR-R	15:03'28.630	<b>1'39.221</b>	-0.488	142,700
55	A. LOCATELLI	ITA	Pata Yamaha with BRIXX WorldSBK	Yamaha YZF R1	15:03'54.430	<b>1'38.587</b>	-0.634	143,617
54	T. RAZGATLIOGLU	TUR	Pata Yamaha with BRIXX WorldSBK	Yamaha YZF R1	15:08'10.864	<b>1'38.134</b>	-0.453	144,280

20/08/2021      Start      End      The results are provisional until the end of the time limit for protests and appeals  
 15:00      15:46      and the completion of the technical checks.

These data/results cannot be reproduced, stored and/or transmitted in whole or in part by any manner of electronic, mechanical, photocopying, recording, broadcasting or otherwise now known or herein after developed without the previous express consent by the copyright owner, except for reproduction in daily press and regular printed publications on sale to the public within 60 days of the event related to those data/results and always provided that copyright symbol appears together as follows below.

© DORNA WSBK ORGANIZATION Srl 2021



## Pirelli Navarra Round, 20-22 August 2021 Free Practices Combined Results after FP2

Circuito De Navarra 3.933 m

No.	Rider	Nat	Team	Bike	Class	FP1	FP2	FP3	Time	Gap	Rel.	Avg	LL
1	<b>1 J. REA</b>	GBR	Kawasaki Racing Team WorldSBK	Kawasaki ZX-10RR		<b>1'37.629</b>	1'38.662		<b>1'37.629</b>			145,027	35
2	<b>54 T. RAZGATLIOGLU</b>	TUR	Pata Yamaha with BRIXX WorldSBK	Yamaha YZF R1		<b>1'37.752</b>	1'38.134		<b>1'37.752</b>	0.123	0.123	144,844	40
3	<b>45 S. REDDING</b>	GBR	Aruba.it Racing - Ducati	Ducati Panigale V4 R		<b>1'37.793</b>	1'38.353		<b>1'37.793</b>	0.164	0.041	144,783	45
4	<b>31 G. GERLOFF</b>	USA	GRT Yamaha WorldSBK Team	Yamaha YZF R1	IND	<b>1'38.082</b>	1'38.571		<b>1'38.082</b>	0.453	0.289	144,357	31
5	<b>55 A. LOCATELLI</b>	ITA	Pata Yamaha with BRIXX WorldSBK	Yamaha YZF R1		<b>1'38.097</b>	1'38.520		<b>1'38.097</b>	0.468	0.015	144,335	44
6	<b>7 C. DAVIES</b>	GBR	Team GoEleven	Ducati Panigale V4 R	IND	<b>1'38.229</b>	1'38.636		<b>1'38.229</b>	0.600	0.132	144,141	35
7	<b>21 M. RINALDI</b>	ITA	Aruba.it Racing - Ducati	Ducati Panigale V4 R		1'38.542	<b>1'38.470</b>		<b>1'38.470</b>	0.841	0.241	143,788	36
8	<b>19 A. BAUTISTA</b>	ESP	Team HRC	Honda CBR1000 RR-R		<b>1'38.531</b>	1'39.046		<b>1'38.531</b>	0.902	0.061	143,699	38
9	<b>66 T. SYKES</b>	GBR	BMW Motorrad WorldSBK Team	BMW M 1000 RR		<b>1'38.536</b>	1'38.719		<b>1'38.536</b>	0.907	0.005	143,692	35
10	<b>22 A. LOWES</b>	GBR	Kawasaki Racing Team WorldSBK	Kawasaki ZX-10RR		<b>1'38.564</b>	1'38.671		<b>1'38.564</b>	0.935	0.028	143,651	37
11	<b>60 M. VAN DER MARK</b>	NED	BMW Motorrad WorldSBK Team	BMW M 1000 RR		<b>1'38.710</b>	1'38.839		<b>1'38.710</b>	1.081	0.146	143,438	38
12	<b>47 A. BASSANI</b>	ITA	Motocorsa Racing	Ducati Panigale V4 R	IND	1'39.110	<b>1'38.823</b>		<b>1'38.823</b>	1.194	0.113	143,274	38
13	<b>94 J. FOLGER</b>	GER	Bonovo MGM Racing	BMW M 1000 RR	IND	<b>1'38.993</b>	1'39.847		<b>1'38.993</b>	1.364	0.170	143,028	37
14	<b>53 T. RABAT</b>	ESP	Barni Racing Team	Ducati Panigale V4 R	IND	<b>1'39.048</b>	1'39.189		<b>1'39.048</b>	1.419	0.055	142,949	43
15	<b>91 L. HASLAM</b>	GBR	Team HRC	Honda CBR1000 RR-R		1'39.257	<b>1'39.207</b>		<b>1'39.207</b>	1.578	0.159	142,720	31
16	<b>44 L. MAHIAS</b>	FRA	Kawasaki Puccetti Racing	Kawasaki ZX-10RR	IND	1'39.802	<b>1'39.487</b>		<b>1'39.487</b>	1.858	0.280	142,318	30
17	<b>3 K. NOZANE</b>	JPN	GRT Yamaha WorldSBK Team	Yamaha YZF R1	IND	1'40.197	<b>1'39.826</b>		<b>1'39.826</b>	2.197	0.339	141,835	42
18	<b>23 C. PONSSON</b>	FRA	Gil Motor Sport-Yamaha	Yamaha YZF R1	IND	1'40.872	<b>1'40.492</b>		<b>1'40.492</b>	2.863	0.666	140,895	38
19	<b>36 L. MERCADO</b>	ARG	MIE Racing Honda Racing	Honda CBR1000 RR-R	IND	1'40.716	<b>1'40.699</b>		<b>1'40.699</b>	3.070	0.207	140,605	37
20	<b>6 N. URAMOTO</b>	JPN	JEG Racing	Suzuki GSX-R1000R	IND	<b>1'41.017</b>	1'41.139		<b>1'41.017</b>	3.388	0.318	140,163	35
21	<b>84 L. CRESSON</b>	BEL	OUTDO TPR Team Pedercini Racing	Kawasaki ZX-10RR	IND	1'42.783	<b>1'41.653</b>		<b>1'41.653</b>	4.024	0.636	139,286	35
22	<b>14 J. URIBE</b>	USA	OUTDO TPR Team Pedercini Racing	Kawasaki ZX-10RR	IND	1'42.760	<b>1'42.256</b>		<b>1'42.256</b>	4.627	0.603	138,464	40

20/08/2021

These data/results cannot be reproduced, stored and/or transmitted in whole or in part by any manner of electronic, mechanical, photocopying, recording, broadcasting or otherwise now known or herein after developed without the previous express consent by the copyright owner, except for reproduction in daily press and regular printed publications on sale to the public within 60 days of the event related to those data/results and always provided that copyright symbol appears together as follows below.

© DORNA WSBK ORGANIZATION Srl 2021

FIKX PERUGIA TIMING



Official Tyre Supplier



Official Timekeeper



**Pirelli Navarra Round, 20-22 August 2021**  
**Best Sectors & Speed Free Practice 2nd Session**

Circuito De Navarra 3.933 m

BEST LAP		
1	54 T. RAZGATLIOGLU	Yamaha YZF R1 1'38.134
2	45 S. REDDING	Ducati Panigale V4 R 1'38.353
3	21 M. RINALDI	Ducati Panigale V4 R 1'38.470
4	55 A. LOCATELLI	Yamaha YZF R1 1'38.520
5	31 G. GERLOFF	Yamaha YZF R1 1'38.571
6	7 C. DAVIES	Ducati Panigale V4 R 1'38.636
7	1 J. REA	Kawasaki ZX-10RR 1'38.662
8	22 A. LOWES	Kawasaki ZX-10RR 1'38.671
9	66 T. SYKES	BMW M 1000 RR 1'38.719
10	47 A. BASSANI	Ducati Panigale V4 R 1'38.823
11	60 M. VAN DER MARK	BMW M 1000 RR 1'38.839
12	19 A. BAUTISTA	Honda CBR1000 RR-R 1'39.046
13	53 T. RABAT	Ducati Panigale V4 R 1'39.189
14	91 L. HASLAM	Honda CBR1000 RR-R 1'39.207
15	44 L. MAHIAS	Kawasaki ZX-10RR 1'39.487
16	3 K. NOZANE	Yamaha YZF R1 1'39.826
17	94 J. FOLGER	BMW M 1000 RR 1'39.847
18	23 C. PONSSON	Yamaha YZF R1 1'40.492
19	36 L. MERCADO	Honda CBR1000 RR-R 1'40.699
20	6 N. URAMOTO	Suzuki GSX-R1000R 1'41.139
21	84 L. CRESSON	Kawasaki ZX-10RR 1'41.653
22	14 J. URIBE	Kawasaki ZX-10RR 1'42.256

SPEED		
1	91 L. HASLAM	Honda CBR1000 RR-R 292,7
2	1 J. REA	Kawasaki ZX-10RR 291,1
3	21 M. RINALDI	Ducati Panigale V4 R 291,1
4	54 T. RAZGATLIOGLU	Yamaha YZF R1 290,3
5	7 C. DAVIES	Ducati Panigale V4 R 288,8
6	55 A. LOCATELLI	Yamaha YZF R1 288,8
7	19 A. BAUTISTA	Honda CBR1000 RR-R 288,0
8	22 A. LOWES	Kawasaki ZX-10RR 288,0
9	45 S. REDDING	Ducati Panigale V4 R 286,5
10	47 A. BASSANI	Ducati Panigale V4 R 285,7
11	66 T. SYKES	BMW M 1000 RR 285,0
12	60 M. VAN DER MARK	BMW M 1000 RR 285,0
13	23 C. PONSSON	Yamaha YZF R1 283,5
14	94 J. FOLGER	BMW M 1000 RR 283,5
15	31 G. GERLOFF	Yamaha YZF R1 280,5
16	44 L. MAHIAS	Kawasaki ZX-10RR 280,5
17	3 K. NOZANE	Yamaha YZF R1 279,1
18	14 J. URIBE	Kawasaki ZX-10RR 279,1
19	84 L. CRESSON	Kawasaki ZX-10RR 278,4
20	53 T. RABAT	Ducati Panigale V4 R 277,6
21	36 L. MERCADO	Honda CBR1000 RR-R 276,9
22	6 N. URAMOTO	Suzuki GSX-R1000R 272,7

SEG. 1		SEG. 2		SEG. 3		SEG. 4	
1	54 T. RAZGATLIOGLU 19.221	1	45 S. REDDING 30.395	1	54 T. RAZGATLIOGLU 29.470	1	47 A. BASSANI 18.701
2	1 J. REA 19.276	2	31 G. GERLOFF 30.415	2	55 A. LOCATELLI 29.504	2	55 A. LOCATELLI 18.793
3	91 L. HASLAM 19.306	3	22 A. LOWES 30.436	3	1 J. REA 29.530	3	3 K. NOZANE 18.811
4	45 S. REDDING 19.307	4	54 T. RAZGATLIOGLU 30.437	4	31 G. GERLOFF 29.539	4	19 A. BAUTISTA 18.814
5	22 A. LOWES 19.335	5	1 J. REA 30.460	5	66 T. SYKES 29.579	5	22 A. LOWES 18.840
6	31 G. GERLOFF 19.340	6	21 M. RINALDI 30.460	6	45 S. REDDING 29.607	6	91 L. HASLAM 18.844
7	55 A. LOCATELLI 19.385	7	66 T. SYKES 30.465	7	7 C. DAVIES 29.643	7	31 G. GERLOFF 18.856
8	60 M. VAN DER MARK 19.392	8	55 A. LOCATELLI 30.478	8	22 A. LOWES 29.646	8	21 M. RINALDI 18.860
9	19 A. BAUTISTA 19.403	9	7 C. DAVIES 30.538	9	60 M. VAN DER MARK 29.651	9	54 T. RAZGATLIOGLU 18.861
10	21 M. RINALDI 19.405	10	60 M. VAN DER MARK 30.586	10	21 M. RINALDI 29.704	10	45 S. REDDING 18.866
11	7 C. DAVIES 19.442	11	47 A. BASSANI 30.588	11	53 T. RABAT 29.729	11	1 J. REA 18.928
12	47 A. BASSANI 19.486	12	91 L. HASLAM 30.724	12	19 A. BAUTISTA 29.783	12	53 T. RABAT 18.943
13	66 T. SYKES 19.520	13	94 J. FOLGER 30.756	13	47 A. BASSANI 29.793	13	66 T. SYKES 18.943
14	53 T. RABAT 19.529	14	53 T. RABAT 30.788	14	44 L. MAHIAS 29.811	14	7 C. DAVIES 18.945
15	44 L. MAHIAS 19.576	15	19 A. BAUTISTA 30.813	15	91 L. HASLAM 29.876	15	94 J. FOLGER 19.008
16	94 J. FOLGER 19.629	16	44 L. MAHIAS 30.819	16	3 K. NOZANE 30.001	16	23 C. PONSSON 19.015
17	23 C. PONSSON 19.746	17	3 K. NOZANE 30.847	17	94 J. FOLGER 30.035	17	44 L. MAHIAS 19.035
18	36 L. MERCADO 19.748	18	36 L. MERCADO 31.020	18	23 C. PONSSON 30.226	18	60 M. VAN DER MARK 19.067
19	6 N. URAMOTO 19.820	19	23 C. PONSSON 31.047	19	36 L. MERCADO 30.311	19	36 L. MERCADO 19.179
20	3 K. NOZANE 19.879	20	6 N. URAMOTO 31.308	20	6 N. URAMOTO 30.438	20	6 N. URAMOTO 19.314
21	84 L. CRESSON 20.019	21	84 L. CRESSON 31.438	21	84 L. CRESSON 30.642	21	84 L. CRESSON 19.370
22	14 J. URIBE 20.137	22	14 J. URIBE 31.593	22	14 J. URIBE 30.656	22	14 J. URIBE 19.580

20/08/2021

These data/results cannot be reproduced, stored and/or transmitted in whole or in part by any manner of electronic, mechanical, photocopying, recording, broadcasting or otherwise now known or herein after developed without the previous express consent by the copyright owner, except for reproduction in daily press and regular printed publications on sale to the public within 60 days of the event related to those data/results and always provided that copyright symbol appears together as follows below.

© DORNA WSBK ORGANIZATION Srl 2021

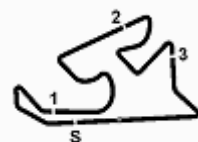
FICR PERUGIA TIMING



Official Tyre Supplier



Official Timekeeper



## Pirelli Navarra Round, 20-22 August 2021

### Ideal Times Free Practice 2nd Session

Circuito De Navarra 3.933 m

No.	Rider	Nat	Bike	Seg. 1	Seg. 2	Seg. 3	Seg. 4	Ideal Time		
				Diff. 1	Diff. 2	Diff. 3	Diff. 4	Best Lap	Pos.	Diff.
1	<b>54 T. RAZGATLIOGLU</b>	TUR	Yamaha YZF R1	<b>19.221</b>	30.437 +0.071	<b>29.470</b>	18.861 +0.074	<b>1'37.989</b>	1	0.145
2	<b>31 G. GERLOFF</b>	USA	Yamaha YZF R1	19.340	30.415 +0.302	29.539 +0.119	18.856	<b>1'38.150</b>	5	0.421
3	<b>55 A. LOCATELLI</b>	ITA	Yamaha YZF R1	19.385 +0.052	30.478	29.504	18.793 +0.308	<b>1'38.160</b>	4	0.360
4	<b>45 S. REDDING</b>	GBR	Ducati Panigale V4 R	19.307	<b>30.395</b> +0.039	29.607 +0.015	18.866 +0.124	<b>1'38.175</b>	2	0.178
5	<b>1 J. REA</b>	GBR	Kawasaki ZX-10RR	19.276 +0.076	30.460 +0.170	29.530 +0.206	18.928 +0.016	<b>1'38.194</b>	7	0.468
6	<b>22 A. LOWES</b>	GBR	Kawasaki ZX-10RR	19.335 +0.169	30.436 +0.256	29.646	18.840 +1'19.831	<b>1'38.257</b>	8	0.414
7	<b>21 M. RINALDI</b>	ITA	Ducati Panigale V4 R	19.405 +0.041	30.460	29.704	18.860	<b>1'38.429</b>	3	0.041
8	<b>66 T. SYKES</b>	GBR	BMW M 1000 RR	19.520	30.465 +0.068	29.579 +0.076	18.943 +0.068	<b>1'38.507</b>	9	0.212
9	<b>7 C. DAVIES</b>	GBR	Ducati Panigale V4 R	19.442	30.538	29.643 +0.068	18.945	<b>1'38.568</b>	6	0.068
10	<b>47 A. BASSANI</b>	ITA	Ducati Panigale V4 R	19.486 +0.072	30.588 +0.021	29.793	<b>18.701</b> +0.162	<b>1'38.568</b>	10	0.255
11	<b>60 M. VAN DER MARK</b>	NED	BMW M 1000 RR	19.392 +0.099	30.586 +0.032	29.651	19.067 +0.012	<b>1'38.696</b>	11	0.143
12	<b>91 L. HASLAM</b>	GBR	Honda CBR1000 RR-R	19.306	30.724 +0.047	29.876 +0.066	18.844 +0.344	<b>1'38.750</b>	14	0.457
13	<b>19 A. BAUTISTA</b>	ESP	Honda CBR1000 RR-R	19.403 +0.091	30.813	29.783 +50.301	18.814 +0.148	<b>1'38.813</b>	12	0.233
14	<b>53 T. RABAT</b>	ESP	Ducati Panigale V4 R	19.529	30.788 +0.074	29.729	18.943 +0.126	<b>1'38.989</b>	13	0.200
15	<b>44 L. MAHIAS</b>	FRA	Kawasaki ZX-10RR	19.576	30.819	29.811	19.035 +0.246	<b>1'39.241</b>	15	0.246
16	<b>94 J. FOLGER</b>	GER	BMW M 1000 RR	19.629	30.756 +0.115	30.035 +0.086	19.008 +0.218	<b>1'39.428</b>	17	0.419
17	<b>3 K. NOZANE</b>	JPN	Yamaha YZF R1	19.879	30.847	30.001	18.811 +0.288	<b>1'39.538</b>	16	0.288
18	<b>23 C. PONSSON</b>	FRA	Yamaha YZF R1	19.746 +0.116	31.047 +0.044	30.226	19.015 +0.298	<b>1'40.034</b>	18	0.458
19	<b>36 L. MERCADO</b>	ARG	Honda CBR1000 RR-R	19.748	31.020 +0.211	30.311 +0.004	19.179 +0.226	<b>1'40.258</b>	19	0.441
20	<b>6 N. URAMOTO</b>	JPN	Suzuki GSX-R1000R	19.820	31.308	30.438 +51.200	19.314 +0.187	<b>1'40.880</b>	20	0.259
21	<b>84 L. CRESSON</b>	BEL	Kawasaki ZX-10RR	20.019 +0.076	31.438 +0.040	30.642 +0.068	19.370	<b>1'41.469</b>	21	0.184
22	<b>14 J. URIBE</b>	USA	Kawasaki ZX-10RR	20.137 +0.002	31.593 +0.288	30.656	19.580	<b>1'41.966</b>	22	0.290
<b>Overall Ideal Time</b>				19.221	30.395	29.470	18.701	<b>1'37.787</b>		

20/08/2021

These data/results cannot be reproduced, stored and/or transmitted in whole or in part by any manner of electronic, mechanical, photocopying, recording, broadcasting or otherwise now known or herein after developed without the previous express consent by the copyright owner, except for reproduction in daily press and regular printed publications on sale to the public within 60 days of the event related to those data/results and always provided that copyright symbol appears together as follows below.

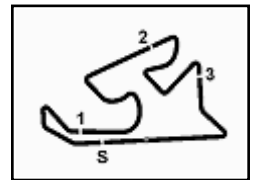
© DORNA WSBK ORGANIZATION Srl 2021

**PIRELLI PERUGIA TIMING**


Official Tyre Supplier



Official Timekeeper



## Pirelli Navarra Round, 20-22 August 2021 Chronological Analysis Free Practice 2nd Session

Circuito De Navarra 3.933 m

1 / 4

1° 54 T. RAZGATLIOGLU (1'38.134)							
Lap	Seg.1	Seg.2	Seg.3	Seg.4	Lap Time	km/h	Local Time
1					15:01'23.987		
2	26.782	32.358	31.009	18.982	1'49.131P	196,0	15:03'13.118
3	19.627				1'40.800	286,5	15:04'53.918
4			29.762	18.945	1'38.812		15:06'32.730
5	<b>19.221</b>	30.508	<b>29.470</b>	18.935	<b>1'38.134</b>	289,5	15:08'10.864
6	19.315	30.597	29.493	18.928	1'38.333	287,2	15:09'49.197
7	19.358	30.595	29.891	9'39.797	10'59.641P	289,5	15:20'48.838
8	25.938	32.051	30.630	19.272	1'47.891P	209,3	15:22'36.729
9	22.391	31.868	30.265	18.948	1'43.472	288,0	15:24'20.201
10	19.508	<b>30.437</b>	29.545	18.992	1'38.482	286,5	15:25'58.683
11	19.409	31.250	29.881	18.985	1'39.525	288,0	15:27'38.208
12	19.432	30.548	29.599	18.922	1'38.501	287,2	15:29'16.709
13	19.565	30.661	29.840	18.984	1'39.050	289,5	15:30'55.759
14	19.453	30.653	29.792	19.710	1'39.608	286,5	15:32'35.367
15	19.391	30.592	29.638	18.973	1'38.594	285,7	15:34'13.961
16	19.439	30.559	29.515	18.994	1'38.507	288,8	15:35'52.468
17	19.395	30.546	29.517	<b>18.861</b>	1'38.319	289,5	15:37'30.787
18	19.425	30.497	29.606	18.991	1'38.519	<b>290,3</b>	15:39'09.306
19	19.702	30.501	29.530	19.070	1'38.803	276,9	15:40'48.109
20	19.440	30.531	29.719	19.100	1'38.790	288,8	15:42'26.899
21	19.386	30.752	29.648	19.193	1'38.979	289,5	15:44'05.878
22	19.538	30.568			1'38.881	276,9	15:45'44.759

11	28.976	56.514	30.739	19.424	2'15.653	276,9	15:26'54.184
12	19.684	31.078	29.999	18.995	1'39.756	281,3	15:28'33.940
13	19.565	30.752	29.771	18.923	1'39.011	283,5	15:30'12.951
14	21.686	34.621	32.844	5'19.095	6'48.246P	266,0	15:37'01.197
15	29.220	33.534	30.731	19.038	1'52.523P	111,5	15:38'53.720
16	19.491	30.667	29.749	18.867	1'38.774	282,7	15:40'32.494
17	19.446	<b>30.460</b>	<b>29.704</b>	<b>18.860</b>	<b>1'38.470</b>	285,7	15:42'10.964
18	<b>19.405</b>	30.540	29.753	18.964	1'38.662	<b>291,1</b>	15:43'49.626
19	30.949	42.916			2'10.438	252,3	15:46'00.064

2° 45 S. REDDING (1'38.353)							
Lap	Seg.1	Seg.2	Seg.3	Seg.4	Lap Time	km/h	Local Time
1					15:00'25.112		
2	26.608	31.809	31.455	22.652	1'52.524P	193,2	15:02'17.636
3	19.984	30.693	29.986	19.023	1'39.686	268,7	15:03'57.322
4				19.057	1'43.607		15:05'40.929
5	19.546	30.571	29.779	18.931	1'38.827	279,1	15:07'19.756
6	19.355	30.503	29.710	18.998	1'38.566	283,5	15:08'58.322
7	19.454	30.589	32.986	5'10.595	6'33.624P	280,5	15:15'31.946
8	27.714	32.502	31.198	19.160	1'50.574P	178,2	15:17'22.520
9	19.466	30.459	29.627	18.906	1'38.458	274,8	15:19'00.978
10	<b>19.307</b>	30.434	29.622	18.990	<b>1'38.353</b>	281,3	15:20'39.331
11	19.444	30.936	32.462	<b>18.866</b>	1'41.708	279,8	15:22'21.039
12	19.404	30.481	29.796	18.957	1'38.638	279,1	15:23'59.677
13	19.493	30.493	29.659	18.908	1'38.553	279,1	15:25'38.230
14	19.536	30.633	29.735	18.955	1'38.859	281,3	15:27'17.089
15	19.542	30.615	29.811	18.940	1'38.908	277,6	15:28'55.997
16	19.454	30.652	29.710	18.944	1'38.760	283,5	15:30'34.757
17	19.441	30.668	29.798	18.941	1'38.848	279,8	15:32'13.605
18	19.364	30.666	<b>29.607</b>	18.930	1'38.567	<b>286,5</b>	15:33'52.172
19	19.423	30.569	33.593	19.155	1'42.740	280,5	15:35'34.912
20	19.451	30.523	29.751	18.878	1'38.603	277,6	15:37'13.515
21	19.386	30.497	29.727	18.881	1'38.491	281,3	15:38'52.006
22	19.364	30.451	29.982	18.881	1'38.678	285,7	15:40'30.684
23	27.252	34.387	30.608	19.104	1'51.351	278,4	15:42'22.035

4° 55 A. LOCATELLI (1'38.520)							
Lap	Seg.1	Seg.2	Seg.3	Seg.4	Lap Time	km/h	Local Time
1					15:00'28.562		
2	26.176	31.338	30.723	19.044	1'47.281P	202,2	15:02'15.843
3	19.627	30.593	29.574	<b>18.793</b>	1'38.587	<b>288,8</b>	15:03'54.430
4					1'38.707		15:05'33.137
5	19.949	31.385	30.573	5'46.378	7'08.285P	275,5	15:12'41.422
6	26.740	31.200	32.495	20.299	1'50.734P	182,7	15:14'32.156
7	19.437	<b>30.478</b>	<b>29.504</b>	19.101	<b>1'38.520</b>	285,0	15:16'10.676
8	19.417	30.539	29.575	19.036	1'38.567	288,0	15:17'49.243
9	19.489	30.576	29.632	19.021	1'38.718	287,2	15:19'27.961
10	19.451	30.628	29.681	19.120	1'38.880	287,2	15:21'06.841
11	19.441	30.673	29.722	19.157	1'38.993	284,2	15:22'45.834
12	<b>19.385</b>	30.804	29.670	19.220	1'39.079	285,7	15:24'24.913
13	19.422	30.757	29.725	19.239	1'39.143	283,5	15:26'04.056
14	19.463	30.694	29.814	19.128	1'39.099	284,2	15:27'43.155
15	19.416	30.578	29.704	19.139	1'38.837	284,2	15:29'21.992
16	19.510	30.639	29.705	19.114	1'38.968	285,0	15:31'00.960
17	19.464	30.772	29.794	19.261	1'39.291	287,2	15:32'40.251
18	19.504	30.815	29.697	19.167	1'39.183	286,5	15:34'19.434
19	20.527	30.815	29.758	19.162	1'40.262	286,5	15:35'59.696
20	19.650	31.809	31.526	3'18.002	4'40.987P	285,0	15:40'40.683
21	27.263	30.969	29.870	19.198	1'47.300P	182,1	15:42'27.983
22	19.428	30.648	29.840	19.203	1'39.119	<b>288,8</b>	15:44'07.102
23	19.474	30.598			1'38.966	288,0	15:45'46.068

5° 31 G. GERLOFF (1'38.571)							
Lap	Seg.1	Seg.2	Seg.3	Seg.4	Lap Time	km/h	Local Time
1					15:00'02.441		
2	26.274	31.698	35.730	19.307	1'53.009P	187,8	15:01'55.450
3	19.866	30.799	30.197	18.912	1'39.774	277,6	15:03'35.224
4				19.312	1'51.032	255,9	15:05'26.256
5	19.434	30.628	29.946	19.252	1'39.260	272,7	15:07'05.516
6	<b>19.340</b>	30.717	29.658	<b>18.856</b>	<b>1'38.571</b>	276,9	15:08'44.087
7	19.385	30.834	30.077	19.085	1'39.381	<b>280,5</b>	15:10'23.468
8	19.439	30.934	29.787	19.063	1'39.223	274,1	15:12'02.691
9	19.461	30.644	<b>29.539</b>	19.040	1'38.684	274,8	15:13'41.375
10	19.594	<b>30.415</b>	29.635	22.401	1'42.045	270,0	15:15'23.420
11	21.127	31.317	38.214	8'16.917	9'47.575P	231,8	15:25'10.995
12	29.074	31.703	31.612	19.671	1'52.060P	153,0	15:27'03.055
13	19.613				1'53.935P	275,5	15:38'56.990

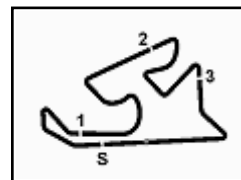
3° 21 M. RINALDI (1'38.470)							
Lap	Seg.1	Seg.2	Seg.3	Seg.4	Lap Time	km/h	Local Time
1					15:00'48.439		
2	28.672	33.051	31.516	19.160	1'52.399P	167,7	15:02'40.838
3	19.940	31.011			1'39.834	279,1	15:04'20.672
4			30.057	19.138	1'39.915		15:06'00.587
5	19.711	30.886	29.813	18.972	1'39.382	275,5	15:07'39.969
6	19.539	30.627	29.823	18.938	1'38.927	283,5	15:09'18.896
7	21.800	33.838	32.650	8'45.442	10'13.730P	248,3	15:19'32.626
8	26.884	31.296	30.162	19.104	1'47.446P	172,0	15:21'20.072
9	19.466	30.729	29.773	18.905	1'38.873	278,4	15:22'58.945
10	19.627	30.777	29.953	19.229	1'39.586	282,0	15:24'38.531

6° 7 C. DAVIES (1'38.636)							
Lap	Seg.1	Seg.2	Seg.3	Seg.4	Lap Time	km/h	Local Time
1					15:00'57.865		
2	26.102	32.880	31.128	9'14.428	10'44.538P	208,5	15:11'42.403
3	26.042	31.081	30.034	19.245	1'46.402P	189,8	15:13'28.805
4	19.514	31.004	33.407	19.577	1'43.502	284,2	15:15'12.307
5	19.529	30.616	29.650	19.055	1'38.850	282,0	15:16'51.157
6	19.533	31.593	31.918	19.855	1'42.899	283,5	15:18'34.056
7	19.691	30.723	<b>29.643</b>	19.170	1'39.227	285,7	15:20'13.283
8	19.583	30.904	32.617	9'53.045	11'16.149P	285,0	15:31'29.432
9	28.891	33.037	31.659	19.479	1'53.066P	103,1	15:33'22.498

20/08/2021 P = Pits In/Out - C = Lap Time Cancelled

These data/results cannot be reproduced, stored and/or transmitted in whole or in part by any manner of electronic, mechanical, photocopying, recording, broadcasting or otherwise now known or herein after developed without the previous express consent by the copyright owner, except for reproduction in daily press and regular printed publications on sale to the public within 60 days of the event related to those data/results and always provided that copyright symbol appears together as follows below.

© DORNA WSBK ORGANIZATION Srl 2021



## Pirelli Navarra Round, 20-22 August 2021 Chronological Analysis Free Practice 2nd Session

Circuito De Navarra 3.933 m

2 / 4

10	19.498	30.808	30.022	19.298	1'39.626	282,0	15:35'02.124	10	19.930	30.646	29.973	19.242	1'39.791	278,4	15:26'32.131
11	24.322	42.480	34.901	19.188	2'00.891	283,5	15:37'03.015	11	19.557	30.640	29.717	19.100	1'39.014	277,6	15:28'11.145
12	19.505	30.653	30.050	19.310	1'39.518	286,5	15:38'42.533	12	19.604	36.404	30.769	19.219	1'45.996	282,7	15:29'57.141
13	19.458	30.855	29.738	19.092	1'39.143	287,2	15:40'21.676	13	19.573	30.669	29.675	19.056	1'38.973	283,5	15:31'36.114
14	<b>19.442</b>	<b>30.538</b>	29.711	<b>18.945</b>	<b>1'38.636</b>	<b>288,8</b>	15:42'00.312	14	19.525	30.672	29.737	19.245	1'39.179	278,4	15:33'15.293
15	19.448	40.484	37.119	22.233	1'59.284	288,0	15:43'59.596	15	22.185	32.646	35.562	4'17.890	5'48.283P	267,3	15:39'03.576
16	19.463	30.642	30.769	19.832	1'40.706	282,7	15:45'40.302	16	31.286	49.597	30.950	19.578	2'11.411P	78,5	15:41'14.987
								17	35.768	33.796	31.703	19.609	2'00.876	277,6	15:43'15.863
								18	<b>19.520</b>	30.533	29.655	19.011	<b>1'38.719</b>	<b>285,0</b>	15:44'54.582
								19	20.266	31.335	29.949	19.206	1'40.756	260,9	15:46'35.338

### 7° 1 J. REA (1'38.662)

Lap	Seg.1	Seg.2	Seg.3	Seg.4	Lap Time	km/h	Local Time
1							15:00'01.174
2	25.317	31.339	30.448	<b>18.928</b>	1'46.032P	217,3	15:01'47.206
3	19.599	30.870	30.285	18.955	1'39.709	286,5	15:03'26.915
4	19.677	30.871	29.838	18.997	1'39.383	285,7	15:05'06.298
5	19.479	30.771	<b>29.530</b>	19.218	1'38.998		15:06'45.296
6	19.434	30.845	29.779	19.143	1'39.201	287,2	15:08'24.497
7	19.373	30.664	29.746	19.158	1'38.941	287,2	15:10'03.438
8	19.770	32.139	30.143	12'58.289	14'20.341P	282,0	15:24'23.779
9	25.320	34.519	29.957	19.130	1'48.926P	201,1	15:26'12.705
10	20.081	30.850	29.734	19.056	1'39.721	286,5	15:27'52.426
11	19.344	30.736	29.763	19.104	1'38.947	287,2	15:29'31.373
12	19.327	30.733	29.721	19.058	1'38.839	287,2	15:31'10.212
13	19.325	30.907	29.719	19.007	1'38.958	288,8	15:32'49.170
14	<b>19.276</b>	30.705	29.884	4'04.721	5'24.586P	286,5	15:38'13.756
15	25.609	31.014	29.858	19.260	1'45.741P	185,2	15:39'59.497
16	19.352	30.630	29.736	18.944	<b>1'38.662</b>	<b>291,1</b>	15:41'38.159
17	19.323	<b>30.460</b>	36.636	19.621	1'46.040	287,2	15:43'24.199
18	19.586	30.636	29.566	19.086	1'38.874	286,5	15:45'03.073

### 10° 47 A. BASSANI (1'38.823)

Lap	Seg.1	Seg.2	Seg.3	Seg.4	Lap Time	km/h	Local Time
1							15:00'21.996
2	27.302	32.079	30.810	18.957	1'49.148P	178,2	15:02'11.144
3	19.877	30.802	30.109	<b>18.701</b>	1'39.489	284,2	15:03'50.633
4				19.012	1'40.652		15:05'31.285
5	19.728	30.673	29.874	19.002	1'39.277	274,1	15:07'10.562
6	19.640	30.719	29.948	18.934	1'39.241	273,4	15:08'49.803
7	19.763	30.751	30.032	18.990	1'39.536	272,7	15:10'29.339
8	19.721	30.757	29.973	18.980	1'39.431	270,0	15:12'08.770
9	19.747	30.630	30.030	19.139	1'39.546	272,0	15:13'48.316
10	19.789	30.949	30.161	19.281	1'40.180	277,6	15:15'28.496
11	19.767	31.020	30.088	19.093	1'39.968	279,8	15:17'08.464
12	19.928	30.835	30.103	19.055	1'39.921	268,0	15:18'48.385
13	19.805	30.860	30.021	19.041	1'39.727	276,9	15:20'28.112
14	19.776	30.687	30.069	19.099	1'39.631	279,1	15:22'07.743
15	22.997	35.211	31.630	12'04.995	13'34.833P	276,2	15:35'42.576
16	27.266	32.620	30.512	19.072	1'49.470P	176,5	15:37'32.046
17	19.659	30.743	29.851	18.998	1'39.251	279,1	15:39'11.297
18	19.558	30.609	<b>29.793</b>	18.863	<b>1'38.823</b>	284,2	15:40'50.120
19	19.536	30.622	29.865	18.994	1'39.017	<b>285,7</b>	15:42'29.137
20	<b>19.486</b>	<b>30.588</b>	29.826	19.094	1'38.994	284,2	15:44'08.131
21	19.706	30.959			1'39.742	282,0	15:45'47.873

### 8° 22 A. LOWES (1'38.671)

Lap	Seg.1	Seg.2	Seg.3	Seg.4	Lap Time	km/h	Local Time
1							15:00'27.691
2	30.834	31.407	30.265	18.913	1'51.419P	171,7	15:02'19.110
3	20.142	30.647	30.458	<b>18.840</b>	1'40.087	260,9	15:03'59.197
4					1'38.724		15:05'37.921
5	19.558	<b>30.436</b>	29.743	19.183	1'38.920	282,0	15:07'16.841
6	<b>19.335</b>	30.572	30.084	19.055	1'39.046	<b>288,0</b>	15:08'55.887
7	19.513	30.771	29.787	19.081	1'39.152	278,4	15:10'35.039
8	19.581	30.584	29.743	18.982	1'38.890	279,8	15:12'13.929
9	19.943	30.588	29.961	19.330	1'39.822	284,2	15:13'53.751
10	19.588	30.518	29.649	19.067	1'38.822	278,4	15:15'32.573
11	19.460	30.545	29.750	19.044	1'38.799	283,5	15:17'11.372
12	19.451	30.625	30.040	19.097	1'39.213	286,5	15:18'50.585
13	19.454	30.532	<b>29.646</b>	19.112	1'38.744	282,7	15:20'29.329
14	27.301	36.706	33.322	10'30.486	12'07.815P	237,4	15:32'37.144
15	27.610	31.418	30.021	19.107	1'48.156P	170,9	15:34'25.300
16	19.506	30.894	29.831	19.124	1'39.355	283,5	15:36'04.655
17	19.668	30.779	29.776	19.101	1'39.324	282,0	15:37'43.979
18	19.544	30.846	30.461	3'24.942	4'45.793P	285,7	15:42'29.772
19	26.058	31.196	30.012	19.142	1'46.408P	186,5	15:44'16.180
20	19.504	30.692			<b>1'38.671</b>	279,8	15:45'54.851

### 11° 60 M. VAN DER MARK (1'38.839)

Lap	Seg.1	Seg.2	Seg.3	Seg.4	Lap Time	km/h	Local Time
1							15:00'19.357
2	26.588	31.694	30.910	19.330	1'48.522P	185,6	15:02'07.879
3	19.690	30.744	32.533	19.358	1'42.325	272,7	15:03'50.204
4				19.288	1'40.421		15:05'30.625
5	19.525	30.616	29.717	19.187	1'39.045	277,6	15:07'09.670
6	19.553	30.615	29.878	19.214	1'39.260	282,7	15:08'48.930
7	<b>19.392</b>	30.651	29.802	19.278	1'39.123	<b>285,0</b>	15:10'28.053
8	19.553	30.728	29.725	19.211	1'39.217	282,0	15:12'07.270
9	20.598	32.742	30.472	8'49.728	10'13.540P	254,7	15:22'20.810
10	27.326	31.004	29.871	19.288	1'47.489P	163,6	15:24'08.299
11	19.550	<b>30.586</b>	29.948	19.122	1'39.206	282,7	15:25'47.505
12	23.922	31.065	29.853	19.181	1'44.021	274,8	15:27'31.526
13	19.479	30.706	29.832	19.148	1'39.165	282,0	15:29'10.691
14	25.940	30.812	29.877	19.213	1'45.842	277,6	15:30'56.533
15	19.491	30.724	29.749	19.132	1'39.096	281,3	15:32'35.629
16	19.640	30.629	30.362	4'52.374	6'13.005CP	268,7	15:38'48.634
17	26.097	31.000	29.676	19.194	1'45.967P	194,9	15:40'34.601
18	19.491	30.618	<b>29.651</b>	19.079	<b>1'38.839</b>	283,5	15:42'13.440
19	19.441	32.706	30.367	19.301	1'41.815	283,5	15:43'55.255
20	19.488	30.638	29.658	<b>19.067</b>	1'38.851	281,3	15:45'34.106

### 9° 66 T. SYKES (1'38.719)

Lap	Seg.1	Seg.2	Seg.3	Seg.4	Lap Time	km/h	Local Time
1							15:01'09.021
2	28.442	33.233	31.554	19.418	1'52.647P	166,2	15:03'01.668
3	20.024				1'39.603	279,8	15:04'41.271
4			<b>29.579</b>	19.068	1'39.259		15:06'20.530
5	19.625	30.615	32.601	19.669	1'42.510	280,5	15:08'03.040
6	19.570	<b>30.465</b>	29.782	<b>18.943</b>	1'38.760	279,8	15:09'41.800
7	19.563	30.622	29.822	19.145	1'39.152C	284,2	15:11'20.952
8	19.755	32.006	31.198	10'14.497	11'37.456P	274,1	15:22'58.408
9	31.940	31.989	30.765	19.238	1'53.932P	117,4	15:24'52.340

### 12° 19 A. BAUTISTA (1'39.046)

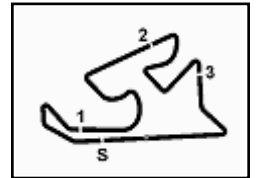
Lap	Seg.1	Seg.2	Seg.3	Seg.4	Lap Time	km/h	Local Time
1							15:00'17.049
2	27.461	31.599	30.004	<b>18.814</b>	1'47.878P	177,3	15:02'04.927
3	19.896	31.174	<b>29.783</b>	18.895	1'39.748	276,2	15:03'44.675

20/08/2021 P = Pits In/Out - C = Lap Time Cancelled

These data/results cannot be reproduced, stored and/or transmitted in whole or in part by any manner of electronic, mechanical, photocopying, recording, broadcasting or otherwise now known or herein after developed without the previous express consent by the copyright owner, except for reproduction in daily press and regular printed publications on sale to the public within 60 days of the event related to those data/results and always provided that copyright symbol appears together as follows below.

© DORNA WSBK ORGANIZATION Srl 2021





## Pirelli Navarra Round, 20-22 August 2021 Chronological Analysis Free Practice 2nd Session

Circuito De Navarra 3.933 m

3 / 4

Lap	Seg.1	Seg.2	Seg.3	Seg.4	Lap Time	km/h	Local Time
4							
5	19.682	30.869	30.033	18.961	1'39.880	275,5	15:05'24.555
6	<b>19.403</b>	30.925	30.096	19.136	1'39.720	280,5	15:07'04.275
7	19.488	30.848	30.106	18.927	1'39.351	281,3	15:08'43.626
8	19.528	30.862	33.052	9'18.661	10'42.103P	281,3	15:21'05.240
9	25.848	31.504	30.082	19.186	1'46.620P	183,7	15:22'51.860
10	19.465	31.031	29.900	19.697	1'40.093	283,5	15:24'31.953
11	19.534	30.908	30.012	18.995	1'39.449	283,5	15:26'11.402
12	19.457	30.975	29.925	19.004	1'39.361	281,3	15:27'50.763
13	22.185	31.285	29.978	19.216	1'42.664	285,7	15:29'33.427
14	19.650	32.108	31.983	5'15.599	6'39.340P	284,2	15:36'12.767
15	29.131	31.249	30.243	18.899	1'49.522P	155,4	15:38'02.289
16	19.489	<b>30.813</b>	29.991	18.964	1'39.257	286,5	15:39'41.546
17	19.557	31.020	29.941	19.119	1'39.637	284,2	15:41'21.183
18	19.433	30.875	30.017	19.040	1'39.365	285,7	15:43'00.548
19	19.461	30.885	29.935	19.028	1'39.309	283,5	15:44'39.857
20	19.494			18.962	<b>1'39.046</b>	<b>288,0</b>	15:46'18.903

15° 44 L. MAHIAS (1'39.487)							
Lap	Seg.1	Seg.2	Seg.3	Seg.4	Lap Time	km/h	Local Time
1							15:00'18.425
2	27.267	31.680	31.091	19.386	1'49.424P	192,9	15:02'07.849
3	20.054	30.939	30.144	<b>19.035</b>	1'40.172	263,4	15:03'48.021
4				51.637	2'13.225		15:06'01.246
5	20.909	31.726	30.838	8'49.721	10'13.194P	229,8	15:16'14.440
6	26.422	31.550	32.776	5'28.121	6'58.869P	193,9	15:23'13.309
7	27.969	31.621	30.306	19.447	1'49.343P	147,1	15:25'02.652
8	19.830	31.184	30.192	19.451	1'40.657	272,0	15:26'43.309
9	20.129	31.230	29.970	19.477	1'40.806	275,5	15:28'24.115
10	19.982	31.349	30.152	19.338	1'40.821	274,8	15:30'04.936
11	19.889	31.204	29.918	19.400	1'40.411	276,2	15:31'45.347
12	19.915	31.150	30.053	19.327	1'40.445	278,4	15:33'25.792
13	20.047	31.900	30.543	4'17.335	5'39.825P	274,8	15:39'05.617
14	29.519	50.108	30.596	19.649	2'09.872P	79,2	15:41'15.489
15	23.493	33.169	29.912	19.244	1'45.818	279,1	15:43'01.307
16	<b>19.576</b>	<b>30.819</b>	<b>29.811</b>	19.281	<b>1'39.487</b>	<b>280,5</b>	15:44'40.794
17	19.697			20.278	1'45.113	278,4	15:46'25.907

13° 53 T. RABAT (1'39.189)							
Lap	Seg.1	Seg.2	Seg.3	Seg.4	Lap Time	km/h	Local Time
1							15:00'03.478
2	26.259	32.666	30.949	<b>18.943</b>	1'48.817P	200,7	15:01'52.295
3	20.018	31.274	30.041	18.946	1'40.279	267,3	15:03'32.574
4					1'40.111	272,7	15:05'12.685
5	19.795	30.915	29.977	19.115	1'39.802	270,7	15:06'52.487
6	19.806	31.297	29.911	19.216	1'40.230	266,7	15:08'32.717
7	19.708	30.883	29.818	19.274	1'39.683	273,4	15:10'12.400
8	19.790	30.805	29.894	19.114	1'39.603	268,0	15:11'52.003
9	19.639	30.842	29.906	19.057	1'39.444	270,0	15:13'31.447
10	19.584	<b>30.788</b>	29.858	19.245	1'39.475	270,0	15:15'10.922
11	19.551	30.952	29.997	19.189	1'39.689	268,0	15:16'50.611
12	19.797	31.119	29.890	21.160	1'41.966	271,4	15:18'32.577
13	22.271	31.701	30.419	6'16.225	7'40.616P	251,2	15:26'13.193
14	28.344	32.117	30.650	19.122	1'50.253P	164,4	15:28'03.446
15	19.679	31.006	29.814	19.075	1'39.574	269,3	15:29'43.020
16	<b>19.529</b>	30.862	<b>29.729</b>	19.069	<b>1'39.189</b>	273,4	15:31'22.209
17	30.762	33.664	30.300	19.156	1'53.882	<b>277,6</b>	15:33'16.091
18	23.500	34.602	30.311	19.167	1'47.580	273,4	15:35'03.671
19	19.868	35.391	37.308	52.055	2'24.622P	266,7	15:37'28.293
20	25.900	31.189	38.441	22.668	1'58.198P	194,9	15:39'26.491
21	19.938	31.122	37.449	21.286	1'49.795	270,7	15:41'16.286
22	19.787	31.098	29.831	19.189	1'39.905	270,0	15:42'56.191
23	19.703	30.964	30.315	19.227	1'40.209	273,4	15:44'36.400
24	19.848			19.233	1'39.903	265,4	15:46'16.303

16° 3 K. NOZANE (1'39.826)							
Lap	Seg.1	Seg.2	Seg.3	Seg.4	Lap Time	km/h	Local Time
1							15:00'03.321
2	26.677	32.516	31.041	18.948	1'49.182P	175,6	15:01'52.503
3	20.048	31.262	30.251	<b>18.811</b>	1'40.372	266,0	15:03'32.875
4					1'41.161	270,7	15:05'14.036
5	<b>19.879</b>	<b>30.847</b>	<b>30.001</b>	19.099	<b>1'39.826</b>	269,3	15:06'53.862
6	19.932	30.898	30.178	19.185	1'40.193	272,7	15:08'34.055
7	19.896	30.969	30.162	19.209	1'40.236	272,7	15:10'14.291
8	20.015	31.010	30.251	19.259	1'40.535	270,7	15:11'54.826
9	20.034	31.284	30.492	19.219	1'41.029	272,0	15:13'35.855
10	19.930	31.340	30.445	19.404	1'41.119	272,0	15:15'16.974
11	20.105	31.490	30.458	19.317	1'41.370	271,4	15:16'58.344
12	24.388	33.750	32.516	8'51.703	10'22.357P	274,8	15:27'20.701
13	28.520	34.090	30.632	19.142	1'52.384P	168,2	15:29'13.085
14	20.159	31.084	30.325	19.308	1'40.876	<b>279,1</b>	15:30'53.961
15	20.032	31.146	30.235	20.812	1'42.225	274,1	15:32'36.186
16	20.154	31.226	30.469	19.432	1'41.281	266,0	15:34'17.467
17	20.060	31.188	30.314	19.235	1'40.797	276,2	15:35'58.264
18	20.002	31.210	30.506	19.175	1'40.893	274,1	15:37'39.157
19	19.956	31.430	30.461	19.288	1'41.135	272,0	15:39'20.292
20	19.940	31.347	30.424	19.283	1'40.994	277,6	15:41'01.286
21	20.048	31.114	30.401	19.317	1'40.880	274,1	15:42'42.166
22	20.112	31.189	30.305	19.408	1'41.014	274,1	15:44'23.180
23	20.151	31.308	30.677	19.323	1'41.459	276,2	15:46'04.639

14° 91 L. HASLAM (1'39.207)							
Lap	Seg.1	Seg.2	Seg.3	Seg.4	Lap Time	km/h	Local Time
1							14:59'59.766
2	28.438	31.837	30.310	19.058	1'49.643P	201,5	15:01'49.409
3	19.550	30.920	29.907	<b>18.844</b>	1'39.221	290,3	15:03'28.630
4	19.780				1'49.885	291,9	15:05'18.515
5	19.394	<b>30.724</b>	29.926	19.894	1'39.938	289,5	15:06'58.453
6	20.572	33.417	33.315	19.024	1'46.328	286,5	15:08'44.781
7	19.661	30.798	32.887	10'06.241	11'29.587P	289,5	15:20'14.368
8	30.264	34.278	30.772	19.173	1'54.487P	148,8	15:22'08.855
9	22.334	31.818	36.012	22.719	1'52.883	287,2	15:24'01.738
10	19.489	30.801	29.946	19.137	1'39.373	285,7	15:25'41.111
11	19.468	31.918	31.522	8'09.105	9'32.013P	290,3	15:35'13.124
12	29.390	33.764	32.603	19.308	1'55.065P	134,8	15:37'08.189
13	19.405	30.952	30.022	19.173	1'39.552	291,1	15:38'47.741
14	22.799	32.295	30.630	19.682	1'45.406	<b>292,7</b>	15:40'33.147
15	21.382	30.960	<b>29.876</b>	19.024	1'41.242	288,0	15:42'14.389
16	<b>19.306</b>	30.771	29.942	19.188	<b>1'39.207</b>	288,8	15:43'53.596

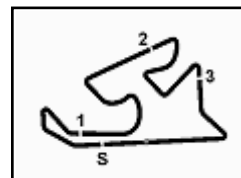
17° 94 J. FOLGER (1'39.847)							
Lap	Seg.1	Seg.2	Seg.3	Seg.4	Lap Time	km/h	Local Time
1							15:00'12.728
2	25.919	32.355	30.742	<b>19.008</b>	1'48.024P	212,6	15:02'00.752
3	31.485	31.480	36.360	19.599	1'58.924	281,3	15:03'59.676
4				20.613	1'48.372		15:05'48.048
5	21.259	31.148	30.173	19.240	1'41.820	274,8	15:07'29.868
6	19.938	31.050	30.087	19.208	1'40.283	269,3	15:09'10.151
7	19.880	30.894	<b>30.035</b>	19.227	1'40.036	274,8	15:10'50.187
8	21.764	32.197	<b>30.887</b>	6'16.920	7'41.768P	259,6	15:18'31.955
9	27.115	32.029	31.464	19.582	1'50.190P	173,4	15:20'22.145
10	19.987	31.022	38.171	19.402	1'48.582	273,4	15:22'10.727
11	19.928	34.391	35.577	19.854	1'49.750	279,8	15:24'00.477
12	19.753	<b>30.756</b>	31.893	19.264	1'41.666	272,0	15:25'42.143
13	19.693	31.081	32.869	19.674	1'43.317	280,5	15:27'25.460

20/08/2021 P = Pits In/Out - C = Lap Time Cancelled

These data/results cannot be reproduced, stored and/or transmitted in whole or in part by any manner of electronic, mechanical, photocopying, recording, broadcasting or otherwise now known or herein after developed without the previous express consent by the copyright owner, except for reproduction in daily press and regular printed publications on sale to the public within 60 days of the event related to those data/results and always provided that copyright symbol appears together as follows below.

© DORNA WSBK ORGANIZATION Srl 2021





## Pirelli Navarra Round, 20-22 August 2021 Chronological Analysis Free Practice 2nd Session

Circuito De Navarra 3.933 m

4 / 4

14	20.654	32.603	30.899	8'30.882	9'55.038P	268,7	15:37'20.498	8	20.019	31.403	30.559	19.552	1'41.533	269,3	15:20'02.906
15	28.026	46.352	33.389	21.274	2'09.041P	159,8	15:39'29.539	9	21.610	32.230	30.681	19.635	1'44.156	259,0	15:21'47.062
16	19.831	30.960	41.393	20.807	1'52.991	280,5	15:41'22.530	10	20.087	31.560	30.630	19.450	1'41.727	266,0	15:23'28.789
17	<b>19.629</b>	30.871	30.121	19.226	<b>1'39.847</b>	<b>283,5</b>	15:43'02.377	11	21.618	31.884	31.505	8'58.507	10'23.514P	264,7	15:33'52.303
18	19.699	30.903	30.188	19.463	1'40.253	280,5	15:44'42.630	12	28.683	31.842	30.546	19.653	1'50.724P	165,1	15:35'43.027
19	19.843			20.021	1'42.479	282,7	15:46'25.109	13	20.014	31.314	30.508	19.606	1'41.442	<b>272,7</b>	15:37'24.469

### 18° 23 C. PONSSON (1'40.492)

Lap	Seg.1	Seg.2	Seg.3	Seg.4	Lap Time	km/h	Local Time
1							15:00'01.598
2	27.709	32.929	32.248	19.128	1'52.014P	204,9	15:01'53.612
3	19.976	31.509	30.626	<b>19.015</b>	1'41.126	282,0	15:03'34.738
4					1'41.129	<b>283,5</b>	15:05'15.867
5	<b>19.746</b>	31.247	30.619	19.178	1'40.790	282,7	15:06'56.657
6	22.925	33.146	33.625	19.278	1'48.974	257,1	15:08'45.631
7	19.810	31.139	30.358	19.258	1'40.565	277,6	15:10'26.196
8	19.868	31.128	30.306	19.401	1'40.703	280,5	15:12'06.899
9	22.025	31.447	31.675	7'27.694	8'52.841CP	259,0	15:20'59.740
10	30.585	32.496	30.728	19.424	1'53.233P	102,3	15:22'52.973
11	20.248	31.262	30.630	19.446	1'41.586	280,5	15:24'34.559
12	19.805	31.295	30.932	19.495	1'41.527	282,0	15:26'16.086
13	19.841	31.384	30.397	19.408	1'41.030	275,5	15:27'57.116
14	19.948	31.505	30.422	19.352	1'41.227	282,0	15:29'38.343
15	19.847	31.396	30.412	19.414	1'41.069	282,0	15:31'19.412
16	21.714	33.705	32.833	4'41.262	6'09.514P	252,3	15:37'28.926
17	27.076	33.129	32.669	19.338	1'52.212P	179,1	15:39'21.138
18	19.886	31.343	30.404	19.292	1'40.925	277,6	15:41'02.063
19	19.806	<b>31.047</b>	30.457	19.388	1'40.698	280,5	15:42'42.761
20	21.970	32.586	30.521	19.451	1'44.528	266,0	15:44'27.289
21	19.862	31.091	<b>30.226</b>	19.313	<b>1'40.492</b>	278,4	15:46'07.781

### 21° 84 L. CRESSON (1'41.653)

Lap	Seg.1	Seg.2	Seg.3	Seg.4	Lap Time	km/h	Local Time
1							15:00'16.449
2	26.837	33.480	31.864	19.813	1'51.994P	186,2	15:02'08.443
3	20.095	31.478	30.710	<b>19.370</b>	<b>1'41.653</b>	<b>278,4</b>	15:03'50.096
4					19.583	1'42.523	15:05'32.619
5	<b>20.019</b>	<b>31.438</b>	<b>30.642</b>	19.674	1'41.773	274,8	15:07'14.392
6	20.037	31.688	30.946	19.596	1'42.267	277,6	15:08'56.659
7	20.343	31.685	30.676	19.679	1'42.383	271,4	15:10'39.042
8	20.290	31.713	34.182	8'25.674	9'51.859P	268,7	15:20'30.901
9	28.387	31.980	31.197	19.629	1'51.193P	198,2	15:22'22.094
10	20.162	31.640	30.820	19.739	1'42.361	270,7	15:24'04.455
11	20.241	31.833	30.762	19.686	1'42.522	272,0	15:25'46.977
12	25.188	33.286	32.172	9'11.781	10'42.427P	268,0	15:36'29.404
13	27.826	37.104	34.947	19.769	1'59.646P	191,2	15:38'29.050
14	20.247	31.579	30.720	19.776	1'42.322	277,6	15:40'11.372
15	20.196	31.681	30.900	19.806	1'42.583	276,2	15:41'53.955
16	22.253	37.707	41.799	21.157	2'02.916	274,8	15:43'56.871
17	20.224	31.713	30.687	19.771	1'42.395	272,7	15:45'39.266

### 19° 36 L. MERCADO (1'40.699)

Lap	Seg.1	Seg.2	Seg.3	Seg.4	Lap Time	km/h	Local Time
1							15:00'04.129
2	26.783	32.327	31.590	19.598	1'50.298P	180,9	15:01'54.427
3	19.999	31.219	30.317	<b>19.179</b>	1'40.714	<b>276,9</b>	15:03'35.141
4					1'41.225	272,7	15:05'16.366
5	19.820	31.150	30.376	19.429	1'40.775	270,7	15:06'57.141
6	22.162	32.694	34.971	19.461	1'49.288	255,3	15:08'46.429
7	23.638	31.343	30.625	19.459	1'45.065	270,0	15:10'31.494
8	19.909	31.220	30.450	19.542	1'41.121	275,5	15:12'12.615
9	19.945	31.260	30.455	19.708	1'41.368	274,1	15:13'53.983
10	19.903	<b>31.020</b>	30.382	19.458	1'40.763	272,0	15:15'34.746
11	20.214	32.029	31.094	6'44.162	8'07.499P	269,3	15:23'42.245
12	29.027	32.615	30.703	19.492	1'51.837P	175,6	15:25'34.082
13	20.010	31.188	30.386	19.445	1'41.029	273,4	15:27'15.111
14	20.098	31.258	30.370	19.523	1'41.249	272,7	15:28'56.360
15	<b>19.748</b>	31.231	30.315	19.405	<b>1'40.699</b>	270,7	15:30'37.059
16	19.838	31.250	<b>30.311</b>	19.441	1'40.840	274,1	15:32'17.899
17	19.817	31.438	34.509	5'51.355	7'17.119P	272,7	15:39'35.018
18	33.544	33.333	37.863	19.570	2'04.310P	170,6	15:41'39.328
19	19.904	31.167	30.395	19.537	1'41.003	<b>276,9</b>	15:43'20.331
20	19.761	31.069	34.289	19.550	1'44.669	272,7	15:45'05.000

### 22° 14 J. URIBE (1'42.256)

Lap	Seg.1	Seg.2	Seg.3	Seg.4	Lap Time	km/h	Local Time
1							15:00'17.377
2	30.251	37.530	33.233	20.314	2'01.328P	175,6	15:02'18.705
3	20.775	32.054	30.954	19.587	1'43.370	268,7	15:04'02.075
4					20.098	1'43.365	15:05'45.440
5	20.211	31.986	30.730	19.673	1'42.600	273,4	15:07'28.040
6	26.038	32.249	30.956	19.723	1'48.966	276,2	15:09'17.006
7	20.267	32.028	30.784	19.665	1'42.744	270,7	15:10'59.750
8	20.300	31.704	32.631	19.829	1'44.464	274,1	15:12'44.214
9	20.214	31.769	30.726	19.665	1'42.374	272,7	15:14'26.588
10	20.343	31.596	31.420	6'55.663	8'19.022P	272,0	15:22'45.610
11	33.683	34.475	31.670	20.051	1'59.879P	125,7	15:24'45.489
12	22.854	35.227	31.670	19.823	1'49.574	273,4	15:26'35.063
13	24.760	32.471	31.569	6'23.342	7'52.142P	273,4	15:34'27.205
14	29.068	33.428	31.392	19.846	1'53.734P	173,9	15:36'20.939
15	20.158	31.754	31.267	19.641	1'42.820	<b>279,1</b>	15:38'03.759
16	20.446	31.685	30.682	19.681	1'42.494	271,4	15:39'46.253
17	20.232	<b>31.593</b>	30.872	19.597	1'42.294	273,4	15:41'28.547
18	20.139	31.881	<b>30.656</b>	<b>19.580</b>	<b>1'42.256</b>	278,4	15:43'10.803
19	<b>20.137</b>	32.815	30.849	19.698	1'43.499	274,8	15:44'54.302
20	20.206	31.707	31.127	19.619	1'42.659	276,2	15:46'36.961

### 20° 6 N. URAMOTO (1'41.139)

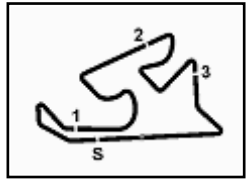
Lap	Seg.1	Seg.2	Seg.3	Seg.4	Lap Time	km/h	Local Time
1							15:00'08.928
2	26.637	32.478	31.305	19.439	1'49.859P	201,1	15:01'58.787
3	20.386	31.470	30.453	<b>19.314</b>	1'41.623	268,7	15:03'40.410
4					1'43.542	268,0	15:05'23.952
5	21.908	<b>31.308</b>	<b>30.438</b>	19.466	1'43.120	270,0	15:07'07.072
6	23.480	31.490	32.871	7'57.196	9'25.037P	268,7	15:16'32.109
7	27.105	31.810	30.764	19.585	1'49.264P	173,9	15:18'21.373

20/08/2021 P = Pits In/Out - C = Lap Time Cancelled

These data/results cannot be reproduced, stored and/or transmitted in whole or in part by any manner of electronic, mechanical, photocopying, recording, broadcasting or otherwise now known or herein after developed without the previous express consent by the copyright owner, except for reproduction in daily press and regular printed publications on sale to the public within 60 days of the event related to those data/results and always provided that copyright symbol appears together as follows below.

© DORNA WSBK ORGANIZATION Srl 2021







Circuito De Navarra 3.933 m

**Pirelli Navarra Round, 20-22 August 2021**  
**Weather Report Free Practice 2nd Session**  
 Session started 15:00 - Session ended 15:46


### Air Temperature




### Track Temperature



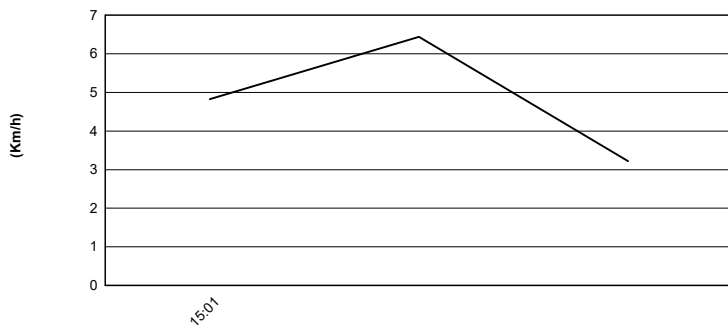
### Air Pressure



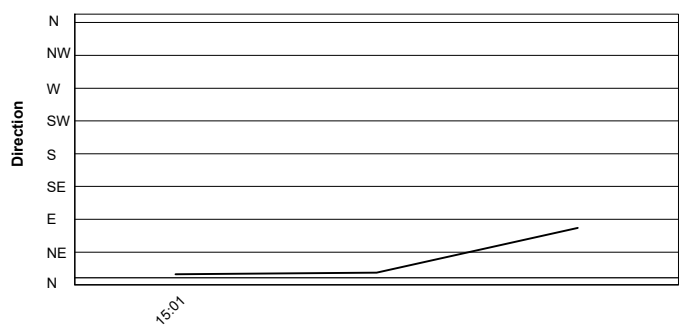
### Humidity



### Wind Speed



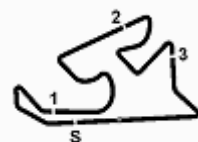
### Wind Direction



20/08/2021

These data/results cannot be reproduced, stored and/or transmitted in whole or in part by any manner of electronic, mechanical, photocopying, recording, broadcasting or otherwise now known or herein after developed without the previous express consent by the copyright owner, except for reproduction in daily press and regular printed publications on sale to the public within 60 days of the event related to those data/results and always provided that copyright symbol appears together as follows below.

© DORNA WSBK ORGANIZATION Srl 2021



## Pirelli Navarra Round, 20-22 August 2021

### Best Laps & Speeds

Circuito De Navarra 3.933 m

No.	Rider Bike	Nat	Best Lap		FP1		FP2							
			LL	SPD	LL	SPD	LL	SPD						
1	<b>1 J. REA</b> Kawasaki ZX-10RR	GBR	<b>1'37.629</b> 35 294,2		<b>1'37.629</b> 18 <b>294,2</b>		1'38.662 17 291,1							
2	<b>54 T. RAZGATLIOGLU</b> Yamaha YZF R1	TUR	<b>1'37.752</b> 40 291,8		<b>1'37.752</b> 19 <b>291,8</b>		1'38.134 21 290,3							
3	<b>45 S. REDDING</b> Ducati Panigale V4 R	GBR	<b>1'37.793</b> 45 287,2		<b>1'37.793</b> 23 <b>287,2</b>		1'38.353 22 286,4							
4	<b>31 G. GERLOFF</b> Yamaha YZF R1	USA	<b>1'38.082</b> 31 280,5		<b>1'38.082</b> 19 276,9		1'38.571 12 <b>280,5</b>							
5	<b>55 A. LOCATELLI</b> Yamaha YZF R1	ITA	<b>1'38.097</b> 44 288,7		<b>1'38.097</b> 22 288,0		1'38.520 22 <b>288,7</b>							
6	<b>7 C. DAVIES</b> Ducati Panigale V4 R	GBR	<b>1'38.229</b> 35 291,8		<b>1'38.229</b> 20 <b>291,8</b>		1'38.636 15 288,7							
7	<b>21 M. RINALDI</b> Ducati Panigale V4 R	ITA	<b>1'38.470</b> 36 291,1		1'38.542 18 290,3		<b>1'38.470</b> 18 <b>291,1</b>							
8	<b>19 A. BAUTISTA</b> Honda CBR1000 RR-R	ESP	<b>1'38.531</b> 38 290,3		<b>1'38.531</b> 19 <b>290,3</b>		1'39.046 19 288,0							
9	<b>66 T. SYKES</b> BMW M 1000 RR	GBR	<b>1'38.536</b> 35 284,9		<b>1'38.536</b> 17 283,4		1'38.719 18 <b>284,9</b>							
10	<b>22 A. LOWES</b> Kawasaki ZX-10RR	GBR	<b>1'38.564</b> 37 288,0		<b>1'38.564</b> 18 282,7		1'38.671 19 <b>288,0</b>							
11	<b>60 M. VAN DER MARK</b> BMW M 1000 RR	NED	<b>1'38.710</b> 38 286,4		<b>1'38.710</b> 19 <b>286,4</b>		1'38.839 19 284,9							
12	<b>47 A. BASSANI</b> Ducati Panigale V4 R	ITA	<b>1'38.823</b> 38 285,7		1'39.110 18 283,4		<b>1'38.823</b> 20 <b>285,7</b>							
13	<b>94 J. FOLGER</b> BMW M 1000 RR	GER	<b>1'38.993</b> 37 283,4		<b>1'38.993</b> 19 279,7		1'39.847 18 <b>283,4</b>							
14	<b>53 T. RABAT</b> Ducati Panigale V4 R	ESP	<b>1'39.048</b> 43 277,6		<b>1'39.048</b> 20 272,7		1'39.189 23 <b>277,6</b>							
15	<b>91 L. HASLAM</b> Honda CBR1000 RR-R	GBR	<b>1'39.207</b> 31 292,6		1'39.257 15 290,3		<b>1'39.207</b> 16 <b>292,6</b>							
16	<b>44 L. MAHIAS</b> Kawasaki ZX-10RR	FRA	<b>1'39.487</b> 30 280,5		1'39.802 14 278,3		<b>1'39.487</b> 16 <b>280,5</b>							
17	<b>3 K. NOZANE</b> Yamaha YZF R1	JPN	<b>1'39.826</b> 42 279,0		1'40.197 20 276,9		<b>1'39.826</b> 22 <b>279,0</b>							
18	<b>23 C. PONSSON</b> Yamaha YZF R1	FRA	<b>1'40.492</b> 38 283,4		1'40.872 18 <b>283,4</b>		<b>1'40.492</b> 20 <b>283,4</b>							
19	<b>36 L. MERCADO</b> Honda CBR1000 RR-R	ARG	<b>1'40.699</b> 37 276,9		1'40.716 18 275,5		<b>1'40.699</b> 19 <b>276,9</b>							
20	<b>6 N. URAMOTO</b> Suzuki GSX-R1000R	JPN	<b>1'41.017</b> 35 272,7		<b>1'41.017</b> 18 <b>272,7</b>		1'41.139 17 <b>272,7</b>							
21	<b>84 L. CRESSON</b> Kawasaki ZX-10RR	BEL	<b>1'41.653</b> 35 282,7		1'42.783 19 <b>282,7</b>		<b>1'41.653</b> 16 278,3							
22	<b>14 J. URIBE</b> Kawasaki ZX-10RR	USA	<b>1'42.256</b> 40 279,0		1'42.760 21 277,6		<b>1'42.256</b> 19 <b>279,0</b>							

20/08/2021

These data/results cannot be reproduced, stored and/or transmitted in whole or in part by any manner of electronic, mechanical, photocopying, recording, broadcasting or otherwise now known or herein after developed without the previous express consent by the copyright owner, except for reproduction in daily press and regular printed publications on sale to the public within 60 days of the event related to those data/results and always provided that copyright symbol appears together as follows below.

© DORNA WSBK ORGANIZATION Srl 2021

**PIRELLI PERUGIA TIMING**


Official Tyre Supplier



Official Timekeeper