

## Pirelli Navarra Round, 20-22 August 2021

### Results Warm Up

Circuito De Navarra 3.933 m

1 / 2

No.	Rider	Nat	Team	Bike	Class	Time	Gap	Rel.	Laps	Speed	
										Avg	Max
1	<b>45 S. REDDING</b>	GBR	Aruba.it Racing - Ducati	Ducati Panigale V4 R		<b>1'36.903</b>			9	146,113	<b>291,1</b>
2	<b>54 T. RAZGATLIOGLU</b>	TUR	Pata Yamaha with Brixx WorldSBK	Yamaha YZF R1		<b>1'37.079</b>	0.176	0.176	9	145,848	<b>293,5</b>
3	<b>55 A. LOCATELLI</b>	ITA	Pata Yamaha with Brixx WorldSBK	Yamaha YZF R1		<b>1'37.104</b>	0.201	0.025	9	145,811	<b>291,9</b>
4	<b>31 G. GERLOFF</b>	USA	GRT Yamaha WorldSBK Team	Yamaha YZF R1	IND	<b>1'37.373</b>	0.470	0.269	9	145,408	<b>283,5</b>
5	<b>1 J. REA</b>	GBR	Kawasaki Racing Team WorldSBK	Kawasaki ZX-10RR		<b>1'37.420</b>	0.517	0.047	9	145,338	<b>291,9</b>
6	<b>7 C. DAVIES</b>	GBR	Team GoEleven	Ducati Panigale V4 R	IND	<b>1'37.504</b>	0.601	0.084	9	145,213	<b>294,3</b>
7	<b>22 A. LOWES</b>	GBR	Kawasaki Racing Team WorldSBK	Kawasaki ZX-10RR		<b>1'37.560</b>	0.657	0.056	9	145,129	<b>288,8</b>
8	<b>21 M. RINALDI</b>	ITA	Aruba.it Racing - Ducati	Ducati Panigale V4 R		<b>1'37.836</b>	0.933	0.276	9	144,720	<b>288,8</b>
9	<b>66 T. SYKES</b>	GBR	BMW Motorrad WorldSBK Team	BMW M 1000 RR		<b>1'38.038</b>	1.135	0.202	9	144,422	<b>288,8</b>
10	<b>60 M. VAN DER MARK</b>	NED	BMW Motorrad WorldSBK Team	BMW M 1000 RR		<b>1'38.052</b>	1.149	0.014	9	144,401	<b>290,3</b>
11	<b>91 L. HASLAM</b>	GBR	Team HRC	Honda CBR1000 RR-R		<b>1'38.063</b>	1.160	0.011	9	144,385	<b>289,5</b>
12	<b>19 A. BAUTISTA</b>	ESP	Team HRC	Honda CBR1000 RR-R		<b>1'38.246</b>	1.343	0.183	9	144,116	<b>288,0</b>
13	<b>94 J. FOLGER</b>	GER	Bonovo MGM Racing	BMW M 1000 RR	IND	<b>1'38.476</b>	1.573	0.230	9	143,779	<b>289,5</b>
14	<b>47 A. BASSANI</b>	ITA	Motocorsa Racing	Ducati Panigale V4 R	IND	<b>1'38.630</b>	1.727	0.154	8	143,555	<b>286,5</b>
15	<b>44 L. MAHIAS</b>	FRA	Kawasaki Puccetti Racing	Kawasaki ZX-10RR	IND	<b>1'38.782</b>	1.879	0.152	9	143,334	<b>289,5</b>
16	<b>36 L. MERCADO</b>	ARG	MIE Racing Honda Racing	Honda CBR1000 RR-R	IND	<b>1'38.898</b>	1.995	0.116	9	143,166	<b>290,3</b>
17	<b>3 K. NOZANE</b>	JPN	GRT Yamaha WorldSBK Team	Yamaha YZF R1	IND	<b>1'39.044</b>	2.141	0.146	9	142,955	<b>281,3</b>
18	<b>53 T. RABAT</b>	ESP	Barni Racing Team	Ducati Panigale V4 R	IND	<b>1'39.526</b>	2.623	0.482	8	142,262	<b>272,7</b>
19	<b>23 C. PONSSON</b>	FRA	Gil Motor Sport-Yamaha	Yamaha YZF R1	IND	<b>1'39.554</b>	2.651	0.028	9	142,222	<b>285,0</b>
20	<b>6 N. URAMOTO</b>	JPN	JEG Racing	Suzuki GSX-R1000R	IND	<b>1'39.670</b>	2.767	0.116	9	142,057	<b>273,4</b>
21	<b>14 J. URIBE</b>	USA	OUTDO TPR Team Pedercini Racing	Kawasaki ZX-10RR	IND	<b>1'41.129</b>	4.226	1.459	9	140,007	<b>282,0</b>
22	<b>84 L. CRESSON</b>	BEL	OUTDO TPR Team Pedercini Racing	Kawasaki ZX-10RR	IND	<b>1'41.250</b>	4.347	0.121	9	139,840	<b>275,5</b>

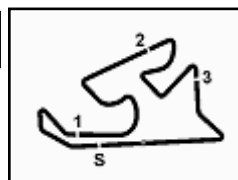
AIR	Humidity:	76%	Temp:	16°C
TRACK	Condition:	Dry	Temp:	21°C

Records	Pole (SP)	2021	J.Rea	1'36.122	147,300	Km/h
	Race (RC1)	2021	J.Rea	1'37.351	145,440	Km/h
	All Times (SP)	2021	J.Rea	1'36.122	147,300	Km/h

Start 22/08/2021 09:00 End 09:16 The results are provisional until the end of the time limit for protests and appeals and the completion of the technical checks.

These data/results cannot be reproduced, stored and/or transmitted in whole or in part by any manner of electronic, mechanical, photocopying, recording, broadcasting or otherwise now known or herein after developed without the previous express consent by the copyright owner, except for reproduction in daily press and regular printed publications on sale to the public within 60 days of the event related to those data/results and always provided that copyright symbol appears together as follows below.

© DORNA WSBK ORGANIZATION Srl 2021


**Pirelli Navarra Round, 20-22 August 2021**
**Results Warm Up**

Circuito De Navarra 3.933 m

2 / 2

**Session Highlights**

Local Time	No. Rider	Description
09.00.00		Start
09.00.12		WorldSBK Pit Intervention Time: 57sec
09.06.56	<b>54 T. RAZGATLIOGLU</b>	Current Lap Cancelled - Exceeded Track Limits - Turn 1
09.07.20	<b>45 S. REDDING</b>	Current Lap Cancelled - Exceeded Track Limits - Turn 1
09.10.50	<b>54 T. RAZGATLIOGLU</b>	Current Lap Cancelled - Exceeded Track Limits - Turn 1
09.14.08	<b>47 A. BASSANI</b>	Technical Problem - Turn 1
09.15.38	<b>60 M. VAN DER MARK</b>	Crashed - Re-Joined - Turn 15
09.16.41		End Of Session

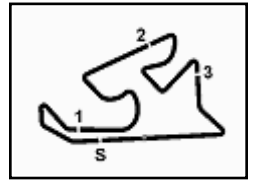
**Fastest Laps Sequence**

No.	Rider	Nat	Team	Bike	Local Time	Time	Gap	Avg
<b>53</b>	<b>T. RABAT</b>	ESP	Barni Racing Team	Ducati Panigale V4 R	09:03'33.090	<b>1'40.666</b>		140,651
<b>47</b>	<b>A. BASSANI</b>	ITA	Motocorsa Racing	Ducati Panigale V4 R	09:03'43.315	<b>1'40.465</b>	-0.201	140,933
<b>19</b>	<b>A. BAUTISTA</b>	ESP	Team HRC	Honda CBR1000 RR-R	09:03'45.694	<b>1'40.424</b>	-0.041	140,990
<b>22</b>	<b>A. LOWES</b>	GBR	Kawasaki Racing Team WorldSBK	Kawasaki ZX-10RR	09:03'48.226	<b>1'38.378</b>	-2.046	143,922
<b>1</b>	<b>J. REA</b>	GBR	Kawasaki Racing Team WorldSBK	Kawasaki ZX-10RR	09:04'02.625	<b>1'38.086</b>	-0.292	144,351
<b>45</b>	<b>S. REDDING</b>	GBR	Aruba.it Racing - Ducati	Ducati Panigale V4 R	09:04'21.177	<b>1'37.960</b>	-0.126	144,537
<b>1</b>	<b>J. REA</b>	GBR	Kawasaki Racing Team WorldSBK	Kawasaki ZX-10RR	09:05'40.292	<b>1'37.667</b>	-0.293	144,970
<b>45</b>	<b>S. REDDING</b>	GBR	Aruba.it Racing - Ducati	Ducati Panigale V4 R	09:05'58.416	<b>1'37.239</b>	-0.428	145,608
<b>45</b>	<b>S. REDDING</b>	GBR	Aruba.it Racing - Ducati	Ducati Panigale V4 R	09:09'12.700	<b>1'36.903</b>	-0.336	146,113

22/08/2021      Start      End      The results are provisional until the end of the time limit for protests and appeals  
 09:00      09:16      and the completion of the technical checks.

These data/results cannot be reproduced, stored and/or transmitted in whole or in part by any manner of electronic, mechanical, photocopying, recording, broadcasting or otherwise now known or herein after developed without the previous express consent by the copyright owner, except for reproduction in daily press and regular printed publications on sale to the public within 60 days of the event related to those data/results and always provided that copyright symbol appears together as follows below.

© DORNA WSBK ORGANIZATION Srl 2021



## Pirelli Navarra Round, 20-22 August 2021

Starting Grid - Tissot Superpole Race (10 Laps x 3,933 km = 39,330 km)

Circuito De Navarra 3.933 m

1	1	<b>1 REA J.</b> Kawasaki 1'36.122	2	<b>45 REDDING S.</b> Ducati 1'36.215	3	<b>66 SYKES T.</b> BMW 1'36.546
2	4	<b>55 LOCATELLI A.</b> Yamaha 1'36.580	5	<b>7 DAVIES C.</b> Ducati 1'36.693	6	<b>44 MAHIAS L.</b> Kawasaki 1'36.729
3	7	<b>22 LOWES A.</b> Kawasaki 1'36.744	8	<b>54 RAZGATLIOGLU T.</b> Yamaha 1'36.752	9	<b>31 GERLOFF G.</b> Yamaha 1'36.858
4	10	<b>60 VAN DER MARK M.</b> BMW 1'36.895	11	<b>47 BASSANI A.</b> Ducati 1'37.240	12	<b>19 BAUTISTA A.</b> Honda 1'37.412
5	13	<b>21 RINALDI M.</b> Ducati 1'37.468	14	<b>94 FOLGER J.</b> BMW 1'37.661	15	<b>3 NOZANE K.</b> Yamaha 1'37.664
6	16	<b>36 MERCADO L.</b> Honda 1'37.794	17	<b>91 HASLAM L.</b> Honda 1'38.012	18	<b>53 RABAT T.</b> Ducati 1'38.446
7	19	<b>23 PONSSON C.</b> Yamaha 1'38.948	20	<b>6 URAMOTO N.</b> Suzuki 1'38.973	21	<b>14 URIBE J.</b> Kawasaki 1'40.094
8	22	<b>84 CRESSON L.</b> Kawasaki 1'40.255				

22/08/2021 The Race Director .....

These data/results cannot be reproduced, stored and/or transmitted in whole or in part by any manner of electronic, mechanical, photocopying, recording, broadcasting or otherwise now known or herein after developed without the previous express consent by the copyright owner, except for reproduction in daily press and regular printed publications on sale to the public within 60 days of the event related to those data/results and always provided that copyright symbol appears together as follows below. © DORNA WSBK ORGANIZATION Srl 2021



## Pirelli Navarra Round, 20-22 August 2021 Best Sectors & Speed Warm Up

Circuito De Navarra 3.933 m

BEST LAP		
1	45 S. REDDING	Ducati Panigale V4 R 1'36.903
2	54 T. RAZGATLIOGLU	Yamaha YZF R1 1'37.079
3	55 A. LOCATELLI	Yamaha YZF R1 1'37.104
4	31 G. GERLOFF	Yamaha YZF R1 1'37.373
5	1 J. REA	Kawasaki ZX-10RR 1'37.420
6	7 C. DAVIES	Ducati Panigale V4 R 1'37.504
7	22 A. LOWES	Kawasaki ZX-10RR 1'37.560
8	21 M. RINALDI	Ducati Panigale V4 R 1'37.836
9	66 T. SYKES	BMW M 1000 RR 1'38.038
10	60 M. VAN DER MARK	BMW M 1000 RR 1'38.052
11	91 L. HASLAM	Honda CBR1000 RR-R 1'38.063
12	19 A. BAUTISTA	Honda CBR1000 RR-R 1'38.246
13	94 J. FOLGER	BMW M 1000 RR 1'38.476
14	47 A. BASSANI	Ducati Panigale V4 R 1'38.630
15	44 L. MAHIAS	Kawasaki ZX-10RR 1'38.782
16	36 L. MERCADO	Honda CBR1000 RR-R 1'38.898
17	3 K. NOZANE	Yamaha YZF R1 1'39.044
18	53 T. RABAT	Ducati Panigale V4 R 1'39.526
19	23 C. PONSSON	Yamaha YZF R1 1'39.554
20	6 N. URAMOTO	Suzuki GSX-R1000R 1'39.670
21	14 J. URIBE	Kawasaki ZX-10RR 1'41.129
22	84 L. CRESSON	Kawasaki ZX-10RR 1'41.250

SPEED		
1	7 C. DAVIES	Ducati Panigale V4 R 294,3
2	54 T. RAZGATLIOGLU	Yamaha YZF R1 293,5
3	1 J. REA	Kawasaki ZX-10RR 291,9
4	55 A. LOCATELLI	Yamaha YZF R1 291,9
5	45 S. REDDING	Ducati Panigale V4 R 291,1
6	60 M. VAN DER MARK	BMW M 1000 RR 290,3
7	36 L. MERCADO	Honda CBR1000 RR-R 290,3
8	94 J. FOLGER	BMW M 1000 RR 289,5
9	44 L. MAHIAS	Kawasaki ZX-10RR 289,5
10	91 L. HASLAM	Honda CBR1000 RR-R 289,5
11	21 M. RINALDI	Ducati Panigale V4 R 288,8
12	66 T. SYKES	BMW M 1000 RR 288,8
13	22 A. LOWES	Kawasaki ZX-10RR 288,8
14	19 A. BAUTISTA	Honda CBR1000 RR-R 288,0
15	47 A. BASSANI	Ducati Panigale V4 R 286,5
16	23 C. PONSSON	Yamaha YZF R1 285,0
17	31 G. GERLOFF	Yamaha YZF R1 283,5
18	14 J. URIBE	Kawasaki ZX-10RR 282,0
19	3 K. NOZANE	Yamaha YZF R1 281,3
20	84 L. CRESSON	Kawasaki ZX-10RR 275,5
21	6 N. URAMOTO	Suzuki GSX-R1000R 273,4
22	53 T. RABAT	Ducati Panigale V4 R 272,7

SEG. 1	
1	45 S. REDDING 19.106
2	54 T. RAZGATLIOGLU 19.263
3	31 G. GERLOFF 19.285
4	7 C. DAVIES 19.304
5	55 A. LOCATELLI 19.314
6	1 J. REA 19.315
7	91 L. HASLAM 19.371
8	19 A. BAUTISTA 19.393
9	22 A. LOWES 19.414
10	21 M. RINALDI 19.451
11	60 M. VAN DER MARK 19.462
12	66 T. SYKES 19.491
13	44 L. MAHIAS 19.638
14	94 J. FOLGER 19.679
15	47 A. BASSANI 19.715
16	23 C. PONSSON 19.763
17	36 L. MERCADO 19.792
18	53 T. RABAT 19.804
19	3 K. NOZANE 19.818
20	6 N. URAMOTO 19.828
21	14 J. URIBE 20.055
22	84 L. CRESSON 20.094

SEG. 2	
1	55 A. LOCATELLI 29.985
2	54 T. RAZGATLIOGLU 30.149
3	45 S. REDDING 30.158
4	7 C. DAVIES 30.161
5	31 G. GERLOFF 30.161
6	1 J. REA 30.179
7	22 A. LOWES 30.203
8	60 M. VAN DER MARK 30.256
9	21 M. RINALDI 30.311
10	66 T. SYKES 30.321
11	94 J. FOLGER 30.372
12	91 L. HASLAM 30.434
13	36 L. MERCADO 30.500
14	47 A. BASSANI 30.519
15	19 A. BAUTISTA 30.617
16	3 K. NOZANE 30.682
17	44 L. MAHIAS 30.694
18	6 N. URAMOTO 30.755
19	23 C. PONSSON 30.802
20	53 T. RABAT 30.808
21	84 L. CRESSON 31.212
22	14 J. URIBE 31.278

SEG. 3	
1	55 A. LOCATELLI 29.122
2	54 T. RAZGATLIOGLU 29.178
3	45 S. REDDING 29.196
4	31 G. GERLOFF 29.246
5	1 J. REA 29.276
6	7 C. DAVIES 29.330
7	22 A. LOWES 29.330
8	66 T. SYKES 29.382
9	91 L. HASLAM 29.384
10	21 M. RINALDI 29.384
11	60 M. VAN DER MARK 29.408
12	19 A. BAUTISTA 29.516
13	44 L. MAHIAS 29.554
14	36 L. MERCADO 29.573
15	94 J. FOLGER 29.582
16	3 K. NOZANE 29.699
17	47 A. BASSANI 29.721
18	53 T. RABAT 29.920
19	6 N. URAMOTO 29.950
20	23 C. PONSSON 29.966
21	84 L. CRESSON 30.479
22	14 J. URIBE 30.488

SEG. 4	
1	45 S. REDDING 18.404
2	54 T. RAZGATLIOGLU 18.456
3	55 A. LOCATELLI 18.505
4	1 J. REA 18.506
5	19 A. BAUTISTA 18.507
6	22 A. LOWES 18.520
7	31 G. GERLOFF 18.527
8	21 M. RINALDI 18.564
9	66 T. SYKES 18.565
10	91 L. HASLAM 18.573
11	47 A. BASSANI 18.577
12	7 C. DAVIES 18.637
13	60 M. VAN DER MARK 18.691
14	44 L. MAHIAS 18.751
15	3 K. NOZANE 18.764
16	36 L. MERCADO 18.775
17	53 T. RABAT 18.804
18	94 J. FOLGER 18.828
19	23 C. PONSSON 18.860
20	6 N. URAMOTO 18.922
21	14 J. URIBE 19.182
22	84 L. CRESSON 19.199

22/08/2021

These data/results cannot be reproduced, stored and/or transmitted in whole or in part by any manner of electronic, mechanical, photocopying, recording, broadcasting or otherwise now known or herein after developed without the previous express consent by the copyright owner, except for reproduction in daily press and regular printed publications on sale to the public within 60 days of the event related to those data/results and always provided that copyright symbol appears together as follows below.

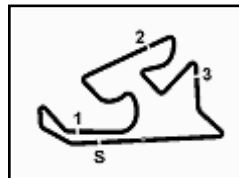
© DORNA WSBK ORGANIZATION Srl 2021

**FICR PERUGIA TIMING**


Official Tyre Supplier



Official Timekeeper



Circuito De Navarra 3.933 m

**Pirelli Navarra Round, 20-22 August 2021**
**Ideal Times Warm Up**

No.	Rider	Nat	Bike	Seg. 1	Seg. 2	Seg. 3	Seg. 4	Ideal Time		
				Diff. 1	Diff. 2	Diff. 3	Diff. 4	Best Lap	Pos.	Diff.
1	<b>45 S. REDDING</b>	GBR	Ducati Panigale V4 R	<b>19.106</b>	30.158	29.196	<b>18.404</b> +0.039	<b>1'36.864</b> 1'36.903	1	0.039
2	<b>55 A. LOCATELLI</b>	ITA	Yamaha YZF R1	19.314 +0.002	<b>29.985</b> +0.176	<b>29.122</b>	18.505	<b>1'36.926</b> 1'37.104	3	0.178
3	<b>54 T. RAZGATLIOGLU</b>	TUR	Yamaha YZF R1	19.263	30.149	29.178	18.456 +0.033	<b>1'37.046</b> 1'37.079	2	0.033
4	<b>31 G. GERLOFF</b>	USA	Yamaha YZF R1	19.285	30.161	29.246 +0.154	18.527	<b>1'37.219</b> 1'37.373	4	0.154
5	<b>1 J. REA</b>	GBR	Kawasaki ZX-10RR	19.315 +0.021	30.179 +0.123	29.276	18.506	<b>1'37.276</b> 1'37.420	5	0.144
6	<b>7 C. DAVIES</b>	GBR	Ducati Panigale V4 R	19.304 +0.010	30.161 +0.062	29.330	18.637	<b>1'37.432</b> 1'37.504	6	0.072
7	<b>22 A. LOWES</b>	GBR	Kawasaki ZX-10RR	19.414 +0.014	30.203 +0.079	29.330	18.520	<b>1'37.467</b> 1'37.560	7	0.093
8	<b>21 M. RINALDI</b>	ITA	Ducati Panigale V4 R	19.451 +0.126	30.311	29.384	18.564	<b>1'37.710</b> 1'37.836	8	0.126
9	<b>66 T. SYKES</b>	GBR	BMW M 1000 RR	19.491 +0.142	30.321 +0.137	29.382	18.565	<b>1'37.759</b> 1'38.038	9	0.279
10	<b>91 L. HASLAM</b>	GBR	Honda CBR1000 RR-R	19.371 +0.132	30.434 +0.079	29.384 +0.090	18.573	<b>1'37.762</b> 1'38.063	11	0.301
11	<b>60 M. VAN DER MARK</b>	NED	BMW M 1000 RR	19.462 +0.036	30.256	29.408 +0.157	18.691 +0.042	<b>1'37.817</b> 1'38.052	10	0.235
12	<b>19 A. BAUTISTA</b>	ESP	Honda CBR1000 RR-R	19.393 +0.076	30.617 +0.044	29.516 +0.033	18.507 +0.060	<b>1'38.033</b> 1'38.246	12	0.213
13	<b>94 J. FOLGER</b>	GER	BMW M 1000 RR	19.679 +0.015	30.372	29.582	18.828	<b>1'38.461</b> 1'38.476	13	0.015
14	<b>47 A. BASSANI</b>	ITA	Ducati Panigale V4 R	19.715 +0.088	30.519	29.721 +0.010	18.577	<b>1'38.532</b> 1'38.630	14	0.098
15	<b>44 L. MAHIAS</b>	FRA	Kawasaki ZX-10RR	19.638 +0.037	30.694 +0.061	29.554 +0.047	18.751	<b>1'38.637</b> 1'38.782	15	0.145
16	<b>36 L. MERCADO</b>	ARG	Honda CBR1000 RR-R	19.792 +0.054	30.500	29.573	18.775 +0.204	<b>1'38.640</b> 1'38.898	16	0.258
17	<b>3 K. NOZANE</b>	JPN	Yamaha YZF R1	19.818 +0.051	30.682 +0.030	29.699	18.764	<b>1'38.963</b> 1'39.044	17	0.081
18	<b>53 T. RABAT</b>	ESP	Ducati Panigale V4 R	19.804 +0.099	30.808 +0.091	29.920	18.804	<b>1'39.336</b> 1'39.526	18	0.190
19	<b>23 C. PONSSON</b>	FRA	Yamaha YZF R1	19.763 +0.054	30.802 +0.036	29.966	18.860 +0.073	<b>1'39.391</b> 1'39.554	19	0.163
20	<b>6 N. URAMOTO</b>	JPN	Suzuki GSX-R1000R	19.828 +0.215	30.755	29.950	18.922	<b>1'39.455</b> 1'39.670	20	0.215
21	<b>84 L. CRESSON</b>	BEL	Kawasaki ZX-10RR	20.094 +0.099	31.212 +0.029	30.479 +0.099	19.199 +0.039	<b>1'40.984</b> 1'41.250	22	0.266
22	<b>14 J. URIBE</b>	USA	Kawasaki ZX-10RR	20.055 +0.126	31.278	30.488	19.182	<b>1'41.003</b> 1'41.129	21	0.126
<b>Overall Ideal Time</b>				19.106	29.985	29.122	18.404	<b>1'36.617</b>		

22/08/2021

These data/results cannot be reproduced, stored and/or transmitted in whole or in part by any manner of electronic, mechanical, photocopying, recording, broadcasting or otherwise now known or herein after developed without the previous express consent by the copyright owner, except for reproduction in daily press and regular printed publications on sale to the public within 60 days of the event related to those data/results and always provided that copyright symbol appears together as follows below.

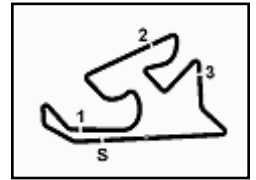
© DORNA WSBK ORGANIZATION Srl 2021

**FICR PERUGIA TIMING**


Official Tyre Supplier



Official Timekeeper



## Pirelli Navarra Round, 20-22 August 2021 Chronological Analysis Warm Up

Circuito De Navarra 3.933 m

1 / 3

1° 45 S. REDDING (1'36.903)							
Lap	Seg.1	Seg.2	Seg.3	Seg.4	Lap Time	km/h	Local Time
1							9:00'55.861
2	26.444	31.623	30.425	18.864	1'47.356P	192,2	9:02'43.217
3	19.571	30.379	29.519	18.491	1'37.960	283,5	9:04'21.177
4	19.248	30.172	29.399	18.420	1'37.239	288,0	9:05'58.416
5	19.320	30.241	29.388	18.432	1'37.381C	288,0	9:07'35.797
6	<b>19.106</b>	<b>30.158</b>	<b>29.196</b>	<b>18.443</b>	<b>1'36.903</b>	<b>291,1</b>	9:09'12.700
7	19.239	30.164	29.389	18.416	1'37.208	286,5	9:10'49.908
8	19.313	31.027	29.980	18.490	1'38.810	282,7	9:12'28.718
9	19.583	30.264	29.303	18.472	1'37.622	285,7	9:14'06.340
10	19.341	30.236	29.386	<b>18.404</b>	1'37.367	283,5	9:15'43.707

9	19.471	30.233	29.490	20.316	1'39.510	291,1	9:13'58.752
10	19.364	<b>30.179</b>	29.297	18.603	1'37.443	291,1	9:15'36.195

2° 54 T. RAZGATLIOGLU (1'37.079)							
Lap	Seg.1	Seg.2	Seg.3	Seg.4	Lap Time	km/h	Local Time
1							9:00'12.191
2	28.110	33.323	31.006	19.169	1'51.608P	180,9	9:02'03.799
3	19.810	32.044	33.220	18.906	1'43.980	279,1	9:03'47.779
4	20.399	31.247	29.990	18.969	1'40.605	282,7	9:05'28.384
5	19.271	30.205	29.398	18.480	1'37.354C	288,8	9:07'05.738
6	19.834	30.288	29.323	<b>18.456</b>	1'37.901	273,4	9:08'43.639
7	<b>19.263</b>	<b>30.149</b>	<b>29.178</b>	18.489	<b>1'37.079</b>	291,9	9:10'20.718
8	19.270	30.260	29.445	18.469	1'37.444C	<b>293,5</b>	9:11'58.162
9	19.432	30.174	29.403	18.620	1'37.629	289,5	9:13'35.791
10	19.365	30.372	29.487	18.632	1'37.856	291,1	9:15'13.647

6° 7 C. DAVIES (1'37.504)							
Lap	Seg.1	Seg.2	Seg.3	Seg.4	Lap Time	km/h	Local Time
1							9:00'47.271
2	27.591	36.164	31.199	18.829	1'53.783P	210,1	9:02'41.054
3	19.502	30.605	29.587	18.694	1'38.388	290,3	9:04'19.442
4	19.372	30.228	29.426	18.687	1'37.713	290,3	9:05'57.155
5	19.314	30.223	<b>29.330</b>	<b>18.637</b>	<b>1'37.504</b>	293,5	9:07'34.659
6	19.392	31.991	30.010	18.705	1'40.098	291,1	9:09'14.757
7	19.378	30.327	29.333	18.647	1'37.685	291,9	9:10'52.442
8	19.397	30.247	29.634	18.661	1'37.939	291,1	9:12'30.381
9	<b>19.304</b>	30.380	29.524	18.690	1'37.898	<b>294,3</b>	9:14'08.279
10	19.390	<b>30.161</b>	40.525	20.043	1'50.119	291,9	9:15'58.398

3° 55 A. LOCATELLI (1'37.104)							
Lap	Seg.1	Seg.2	Seg.3	Seg.4	Lap Time	km/h	Local Time
1							9:00'17.183
2	27.722	31.726	30.474	19.064	1'48.986P	200,7	9:02'06.169
3	20.278	35.775	31.402	18.997	1'46.452	261,5	9:03'52.621
4	19.719	30.477	29.601	18.681	1'38.478	290,3	9:05'31.099
5	19.449	30.347	29.698	18.680	1'38.174	285,0	9:07'09.273
6	19.984	30.786	29.761	1'21.150	2'41.681P	262,8	9:09'50.954
7	24.961	30.568	29.300	18.530	1'43.359P	206,9	9:11'34.313
8	19.354	<b>29.985</b>	29.210	18.564	1'37.113	290,3	9:13'11.426
9	19.316	30.161	<b>29.122</b>	<b>18.505</b>	<b>1'37.104</b>	291,1	9:14'48.530
10	<b>19.314</b>	30.139	29.300	18.658	1'37.411	<b>291,9</b>	9:16'25.941

7° 22 A. LOWES (1'37.560)							
Lap	Seg.1	Seg.2	Seg.3	Seg.4	Lap Time	km/h	Local Time
1							9:00'21.750
2	27.930	31.133	30.043	18.992	1'48.098P	188,8	9:02'09.848
3	19.793	30.567	29.493	18.525	1'38.378	285,0	9:03'48.226
4	19.480	30.501	29.784	18.555	1'38.320	286,5	9:05'26.546
5	19.755	30.283	29.500	18.624	1'38.162	273,4	9:07'04.708
6	19.428	30.282	<b>29.330</b>	<b>18.520</b>	<b>1'37.560</b>	<b>288,8</b>	9:08'42.268
7	<b>19.414</b>	32.196	30.359	19.279	1'41.248	284,2	9:10'23.516
8	19.511	30.347	29.512	18.527	1'37.897	283,5	9:12'01.413
9	19.449	<b>30.203</b>	29.394	18.574	1'37.620	<b>288,8</b>	9:13'39.033
10	19.487	30.525	30.340	19.713	1'40.065	282,7	9:15'19.098

4° 31 G. GERLOFF (1'37.373)							
Lap	Seg.1	Seg.2	Seg.3	Seg.4	Lap Time	km/h	Local Time
1							9:01'09.603
2	27.432	31.987	31.138	19.310	1'49.867P	178,2	9:02'59.470
3	19.697	31.453	30.225	18.866	1'40.241	274,1	9:04'39.711
4	19.432	30.567	29.577	18.652	1'38.228	274,8	9:06'17.939
5	19.334	30.424	29.487	18.621	1'37.866	279,1	9:07'55.805
6	19.353	30.316	29.320	18.656	1'37.645	280,5	9:09'33.450
7	19.522	35.232	38.731	18.934	1'52.419	276,9	9:11'25.869
8	19.381	30.383	29.351	18.578	1'37.693	278,4	9:13'03.562
9	19.335	30.278	<b>29.246</b>	18.574	1'37.433	<b>283,5</b>	9:14'40.995
10	<b>19.285</b>	<b>30.161</b>	29.400	<b>18.527</b>	<b>1'37.373</b>	282,0	9:16'18.368

8° 21 M. RINALDI (1'37.836)							
Lap	Seg.1	Seg.2	Seg.3	Seg.4	Lap Time	km/h	Local Time
1							9:00'58.203
2	26.835	31.754	30.415	18.804	1'47.808P	181,2	9:02'46.011
3	19.727	30.501	29.906	18.593	1'38.727	273,4	9:04'24.738
4	19.525	30.588	29.791	18.634	1'38.538	279,8	9:06'03.276
5	19.460	30.560	29.625	18.644	1'38.289	279,8	9:07'41.565
6	23.772	33.963	30.709	19.104	1'47.548	<b>288,8</b>	9:09'29.113
7	19.695	30.510	32.763	19.040	1'42.008	275,5	9:11'11.121
8	19.577	<b>30.311</b>	<b>29.384</b>	<b>18.564</b>	<b>1'37.836</b>	285,0	9:12'48.957
9	<b>19.451</b>	30.329	35.830	20.251	1'45.861	288,0	9:14'34.818
10	19.504	30.338	29.514	18.572	1'37.928	280,5	9:16'12.746

5° 1 J. REA (1'37.420)							
Lap	Seg.1	Seg.2	Seg.3	Seg.4	Lap Time	km/h	Local Time
1							9:00'38.689
2	25.514	31.268	30.153	18.915	1'45.850P	208,1	9:02'24.539
3	19.525	30.397	29.500	18.664	1'38.086	291,1	9:04'02.625
4	19.369	30.273	29.451	18.574	1'37.667	290,3	9:05'40.292
5	19.480	30.229	29.324	18.621	1'37.654	290,3	9:07'17.946
6	<b>19.315</b>	30.290	29.307	18.585	1'37.497	290,3	9:08'55.443
7	19.336	30.302	<b>29.276</b>	<b>18.506</b>	<b>1'37.420</b>	289,5	9:10'32.863
8	21.891	35.339	30.444	18.705	1'46.379	<b>291,9</b>	9:12'19.242

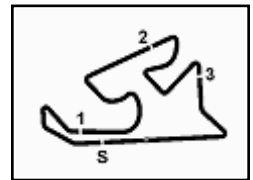
9° 66 T. SYKES (1'38.038)							
Lap	Seg.1	Seg.2	Seg.3	Seg.4	Lap Time	km/h	Local Time
1							9:01'18.637
2	27.193	32.939	31.267	18.975	1'50.374P	201,5	9:03'09.011
3	19.892	31.030	29.613	18.688	1'39.223	272,0	9:04'48.234
4	19.633	30.458	<b>29.382</b>	<b>18.565</b>	<b>1'38.038</b>	280,5	9:06'26.272
5	19.708	30.755	30.410	19.303	1'40.176	284,2	9:08'06.448
6	19.714	<b>30.321</b>	29.666	18.681	1'38.382	280,5	9:09'44.830
7	19.708	30.334	29.556	18.567	1'38.165	281,3	9:11'22.995
8	19.526	30.589	29.471	18.618	1'38.204	283,5	9:13'01.199
9	<b>19.491</b>	30.330	29.566	18.746	1'38.133	<b>288,8</b>	9:14'39.332
10	19.536	30.456	29.591	18.710	1'38.293	285,7	9:16'17.625

10° 60 M. VAN DER MARK (1'38.052)							
Lap	Seg.1	Seg.2	Seg.3	Seg.4	Lap Time	km/h	Local Time
1							9:00'25.843
2	26.159	31.452	30.278	19.130	1'47.019P	206,9	9:02'12.862
3	19.625	30.502	29.975	18.990	1'39.092	284,2	9:03'51.954
4	19.463	30.365	29.591	18.881	1'38.300	283,5	9:05'30.254
5	19.620	30.385	29.718	18.747	1'38.470	288,0	9:07'08.724

22/08/2021 P = Pits In/Out - C = Lap Time Cancelled

These data/results cannot be reproduced, stored and/or transmitted in whole or in part by any manner of electronic, mechanical, photocopying, recording, broadcasting or otherwise now known or herein after developed without the previous express consent by the copyright owner, except for reproduction in daily press and regular printed publications on sale to the public within 60 days of the event related to those data/results and always provided that copyright symbol appears together as follows below.

© DORNA WSBK ORGANIZATION Srl 2021



## Pirelli Navarra Round, 20-22 August 2021 Chronological Analysis Warm Up

Circuito De Navarra 3.933 m

2 / 3

6	19.498	<b>30.256</b>	29.565	18.733	<b>1'38.052</b>	284,2	9:08'46.776	4	19.675	30.755	29.601	<b>18.751</b>	<b>1'38.782</b>	<b>289,5</b>	9:05'42.672
7	19.549	30.272	29.746	18.815	1'38.382	<b>290,3</b>	9:10'25.158	5	19.898	30.730	<b>29.554</b>	18.863	1'39.045	286,5	9:07'21.717
8	<b>19.462</b>	30.556	30.015	<b>18.691</b>	1'38.724	288,0	9:12'03.882	6	19.775	30.703	29.686	19.061	1'39.225	283,5	9:09'00.942
9	25.771	31.254	30.001	18.784	1'45.810	279,1	9:13'49.692	7	19.934	<b>30.694</b>	29.702	18.882	1'39.212	286,5	9:10'40.154
10	19.541	30.289	<b>29.408</b>	33.013	1'52.251	286,5	9:15'41.943	8	20.817	34.086	29.953	19.016	1'43.872	276,9	9:12'24.026
								9	19.651	30.756	29.928	18.865	1'39.200	286,5	9:14'03.226
								10	19.971	30.770	30.019	19.166	1'39.926	272,0	9:15'43.152

11° 91 L. HASLAM (1'38.063)							
Lap	Seg.1	Seg.2	Seg.3	Seg.4	Lap Time	km/h	Local Time
1							8:59'50.964
2	40.669	34.633	34.003	21.371	2'10.676P	176,2	9:02'01.640
3	20.476	33.080	31.419	19.682	1'44.657	270,7	9:03'46.297
4	19.688	30.716	29.707	18.705	1'38.816	285,7	9:05'25.113
5	19.649	30.586	<b>29.384</b>	18.586	1'38.205	287,2	9:07'03.318
6	<b>19.371</b>	30.526	29.752	18.920	1'38.569	<b>289,5</b>	9:08'41.887
7	19.503	30.513	29.474	<b>18.573</b>	<b>1'38.063</b>	288,0	9:10'19.950
8	19.488	30.536	29.846	18.929	1'38.799	<b>289,5</b>	9:11'58.749
9	19.589	<b>30.434</b>	29.670	18.707	1'38.400	287,2	9:13'37.149
10	19.822	33.640	31.200	20.810	1'45.472	288,8	9:15'22.621

16° 36 L. MERCADO (1'38.898)							
Lap	Seg.1	Seg.2	Seg.3	Seg.4	Lap Time	km/h	Local Time
1							8:59'58.881
2	33.870	34.464	33.743	21.184	2'03.261P	169,5	9:02'02.142
3	20.391	33.396	31.152	19.519	1'44.458	272,0	9:03'46.600
4	19.881	30.878	30.017	18.919	1'39.695	285,0	9:05'26.295
5	20.198	30.509	29.622	<b>18.775</b>	1'39.104	282,0	9:07'05.399
6	20.367	30.571	30.123	18.916	1'39.977	260,2	9:08'45.376
7	19.990	30.569	29.676	19.070	1'39.305	267,3	9:10'24.681
8	<b>19.792</b>	30.631	29.864	18.876	1'39.163	<b>290,3</b>	9:12'03.844
9	26.407	32.731	31.132	19.046	1'49.316	253,5	9:13'53.160
10	19.846	<b>30.500</b>	<b>29.573</b>	18.979	<b>1'38.898</b>	281,3	9:15'32.058

12° 19 A. BAUTISTA (1'38.246)							
Lap	Seg.1	Seg.2	Seg.3	Seg.4	Lap Time	km/h	Local Time
1							9:00'15.017
2	26.725	32.869	31.582	19.077	1'50.253P	197,1	9:02'05.270
3	19.878	31.151	30.473	18.922	1'40.424	279,8	9:03'45.694
4	19.636	30.658	29.605	18.812	1'38.711	282,0	9:05'24.405
5	19.639	30.644	<b>29.516</b>	<b>18.507</b>	1'38.306	287,2	9:07'02.711
6	19.429	30.715	29.713	18.599	1'38.456	287,2	9:08'41.167
7	19.520	30.631	29.610	18.535	1'38.296	285,7	9:10'19.463
8	<b>19.393</b>	30.645	29.695	18.727	1'38.460	<b>288,0</b>	9:11'57.923
9	21.951	<b>30.617</b>	29.597	18.544	1'40.709	285,0	9:13'38.632
10	19.469	30.661	29.549	18.567	<b>1'38.246</b>	<b>288,0</b>	9:15'16.878

17° 3 K. NOZANE (1'39.044)							
Lap	Seg.1	Seg.2	Seg.3	Seg.4	Lap Time	km/h	Local Time
1							9:00'34.667
2	26.855	32.539	31.268	19.192	1'49.854P	188,5	9:02'24.521
3	19.869	30.712	<b>29.699</b>	<b>18.764</b>	<b>1'39.044</b>	273,4	9:04'03.565
4	19.854	31.970	29.936	18.785	1'40.545	277,6	9:05'44.110
5	<b>19.818</b>	30.895	30.002	19.047	1'39.762	279,8	9:07'23.872
6	19.887	<b>30.682</b>	29.910	18.877	1'39.356	<b>281,3</b>	9:09'03.228
7	19.913	31.033	30.187	18.917	1'40.050	280,5	9:10'43.278
8	19.984	30.919	30.147	18.877	1'39.927	276,9	9:12'23.205
9	19.912	31.027	30.001	18.918	1'39.858	279,1	9:14'03.063
10	19.861	30.734	30.113	18.842	1'39.550	279,8	9:15'42.613

13° 94 J. FOLGER (1'38.476)							
Lap	Seg.1	Seg.2	Seg.3	Seg.4	Lap Time	km/h	Local Time
1							9:00'45.622
2	25.600	33.696	31.564	19.061	1'49.921P	206,9	9:02'35.543
3	20.015	31.436	30.004	18.983	1'40.438	276,9	9:04'15.981
4	<b>19.679</b>	30.718	29.676	18.915	1'38.988	285,0	9:05'54.969
5	23.544	31.299	32.667	19.694	1'47.204	282,0	9:07'42.173
6	19.695	30.580	32.479	19.646	1'42.400	288,0	9:09'24.573
7	19.818	30.732	29.956	18.875	1'39.381	281,3	9:11'03.954
8	19.719	30.649	29.593	18.831	1'38.792	285,0	9:12'42.746
9	23.125	34.690	30.993	19.260	1'48.068	<b>289,5</b>	9:14'30.814
10	19.694	<b>30.372</b>	<b>29.582</b>	<b>18.828</b>	<b>1'38.476</b>	288,0	9:16'09.290

18° 53 T. RABAT (1'39.526)							
Lap	Seg.1	Seg.2	Seg.3	Seg.4	Lap Time	km/h	Local Time
1							8:59'58.767
2	31.171	32.241	31.028	19.217	1'53.657P	192,5	9:01'52.424
3	19.924	31.323	30.389	19.030	1'40.666	264,7	9:03'33.090
4	20.010	31.048	30.440	19.128	1'40.626	270,7	9:05'13.716
5	19.873	30.933	30.175	18.964	1'39.945	270,0	9:06'53.661
6	<b>19.804</b>	30.934	30.206	18.994	1'39.938	<b>272,7</b>	9:08'33.599
7	19.948	36.981	34.393	19.135	1'50.457	271,4	9:10'24.056
8	19.903	30.899	<b>29.920</b>	<b>18.804</b>	<b>1'39.526</b>	271,4	9:12'03.582
9	32.860	33.805	30.575	19.261	1'56.501	242,7	9:14'00.083

14° 47 A. BASSANI (1'38.630)							
Lap	Seg.1	Seg.2	Seg.3	Seg.4	Lap Time	km/h	Local Time
1							9:00'12.718
2	27.275	32.538	31.154	19.165	1'50.132P	194,2	9:02'02.850
3	20.312	31.315	30.077	18.761	1'40.465	259,6	9:03'43.315
4	19.803	<b>30.519</b>	29.731	<b>18.577</b>	<b>1'38.630</b>	280,5	9:05'21.945
5	19.746	30.535	29.852	18.657	1'38.790	285,0	9:07'00.735
6	<b>19.715</b>	30.686	<b>29.721</b>	18.810	1'38.932	285,7	9:08'39.667
7	19.893	30.742	29.736	18.713	1'39.084	279,8	9:10'18.751
8	19.761	30.520	31.774	18.804	1'40.859	282,0	9:11'59.610
9	22.271	31.462	30.110	19.699	1'43.542	<b>286,5</b>	9:13'43.152

19° 23 C. PONSSON (1'39.554)							
Lap	Seg.1	Seg.2	Seg.3	Seg.4	Lap Time	km/h	Local Time
1							9:00'06.902
2	31.084	34.028	34.120	19.916	1'59.148P	178,5	9:02'06.050
3	20.224	31.316	30.447	19.015	1'41.002	279,8	9:03'47.052
4	19.930	31.061	30.254	18.953	1'40.198	283,5	9:05'27.250
5	20.832	31.414	31.632	18.878	1'42.756	281,3	9:07'10.006
6	19.929	<b>30.802</b>	30.258	18.866	1'39.855	281,3	9:08'49.861
7	19.850	30.868	30.067	<b>18.860</b>	1'39.645	282,7	9:10'29.506
8	<b>19.763</b>	30.865	30.068	<b>18.860</b>	1'39.556	<b>285,0</b>	9:12'09.062
9	20.004	32.629	32.966	18.997	1'44.596	282,7	9:13'53.658
10	19.817	30.838	<b>29.966</b>	18.933	<b>1'39.554</b>	279,8	9:15'33.212

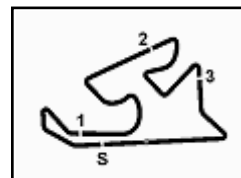
15° 44 L. MAHIAS (1'38.782)							
Lap	Seg.1	Seg.2	Seg.3	Seg.4	Lap Time	km/h	Local Time
1							9:00'37.125
2	27.395	31.355	29.944	19.122	1'47.816P	185,9	9:02'24.941
3	<b>19.638</b>	30.748	29.763	18.800	1'38.949	281,3	9:04'03.890

20° 6 N. URAMOTO (1'39.670)							
Lap	Seg.1	Seg.2	Seg.3	Seg.4	Lap Time	km/h	Local Time
1							8:59'58.729

22/08/2021 P = Pits In/Out - C = Lap Time Cancelled

These data/results cannot be reproduced, stored and/or transmitted in whole or in part by any manner of electronic, mechanical, photocopying, recording, broadcasting or otherwise now known or herein after developed without the previous express consent by the copyright owner, except for reproduction in daily press and regular printed publications on sale to the public within 60 days of the event related to those data/results and always provided that copyright symbol appears together as follows below.

© DORNA WSBK ORGANIZATION Srl 2021



## Pirelli Navarra Round, 20-22 August 2021 Chronological Analysis Warm Up

2	33.158	34.012			2'03.785P	184,0	9:02'02.514
3	20.953	31.332	30.321	19.048	1'41.654	260,2	9:03'44.168
4	20.043	<b>30.755</b>	<b>29.950</b>	<b>18.922</b>	<b>1'39.670</b>	266,7	9:05'23.838
5	21.155	31.056	30.276	18.953	1'41.440	271,4	9:07'05.278
6	19.972	30.943	30.077	18.959	1'39.951	271,4	9:08'45.229
7	21.398	30.802	30.017	19.137	1'41.354	268,7	9:10'26.583
8	19.867	30.865	30.059	19.104	1'39.895	269,3	9:12'06.478
9	20.873	33.117	30.843	19.002	1'43.835	268,7	9:13'50.313
10	<b>19.828</b>	30.786	30.137	21.705	1'42.456	<b>273,4</b>	9:15'32.769

21° 14 J. URIBE (1'41.129)							
Lap	Seg.1	Seg.2	Seg.3	Seg.4	Lap Time	km/h	Local Time
1							9:00'16.072
2	28.407	33.242	33.562	20.599	1'55.810P	183,4	9:02'11.882
3	24.543	32.455	31.126	19.396	1'47.520	275,5	9:03'59.402
4	20.392	31.949	31.041	19.242	1'42.624	276,9	9:05'42.026
5	20.307	31.716	30.678	19.335	1'42.036	272,7	9:07'24.062
6	20.299	31.452	30.547	19.251	1'41.549	271,4	9:09'05.611
7	20.181	<b>31.278</b>	<b>30.488</b>	<b>19.182</b>	<b>1'41.129</b>	281,3	9:10'46.740
8	20.236	31.361	30.687	19.266	1'41.550	277,6	9:12'28.290
9	20.372	31.529	30.693	19.295	1'41.889	278,4	9:14'10.179
10	<b>20.055</b>	31.514	33.459	19.778	1'44.806	<b>282,0</b>	9:15'54.985

22° 84 L. CRESSON (1'41.250)							
Lap	Seg.1	Seg.2	Seg.3	Seg.4	Lap Time	km/h	Local Time
1							8:59'57.894
2	32.267	32.679	31.406	19.645	1'55.997P	191,2	9:01'53.891
3	20.355	31.476	30.676	19.479	1'41.986	270,0	9:03'35.877
4	20.115	31.341	30.604	19.429	1'41.489	<b>275,5</b>	9:05'17.366
5	20.434	31.596	30.833	19.426	1'42.289	274,1	9:06'59.655
6	21.196	31.369	39.270	19.277	1'51.112	267,3	9:08'50.767
7	<b>20.094</b>	31.325	30.658	19.266	1'41.343	273,4	9:10'32.110
8	20.357	<b>31.212</b>	30.508	19.247	1'41.324	273,4	9:12'13.434
9	20.267	31.351	<b>30.479</b>	<b>19.199</b>	1'41.296	274,8	9:13'54.730
10	20.193	31.241	30.578	19.238	<b>1'41.250</b>	273,4	9:15'35.980

22/08/2021 P = Pits In/Out - C = Lap Time Cancelled

These data/results cannot be reproduced, stored and/or transmitted in whole or in part by any manner of electronic, mechanical, photocopying, recording, broadcasting or otherwise now known or herein after developed without the previous express consent by the copyright owner, except for reproduction in daily press and regular printed publications on sale to the public within 60 days of the event related to those data/results and always provided that copyright symbol appears together as follows below.

© DORNA WSBK ORGANIZATION Srl 2021



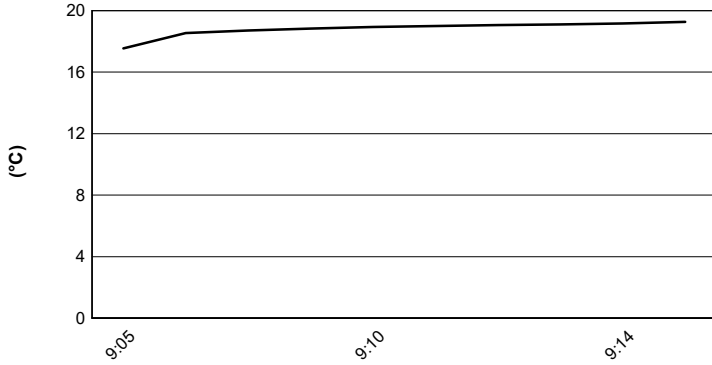
Pirelli Navarra Round, 20-22 August 2021

Weather Report Warm Up


Session started 09:00 - Session ended 9:16

Circuito De Navarra 3.933 m


## Air Temperature



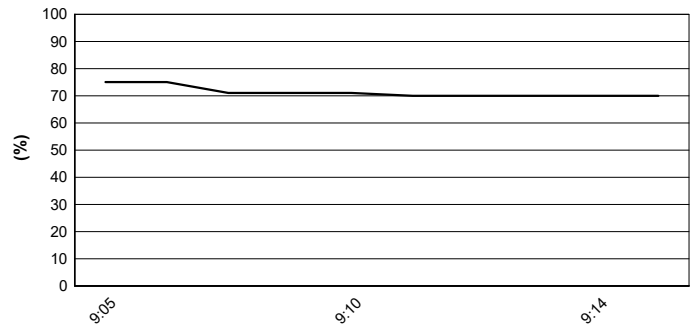
## Track Temperature



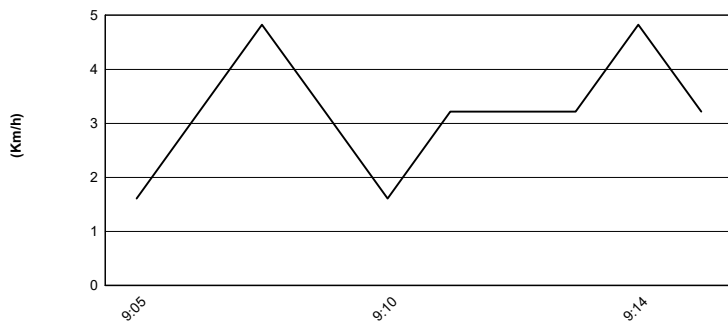
## Air Pressure



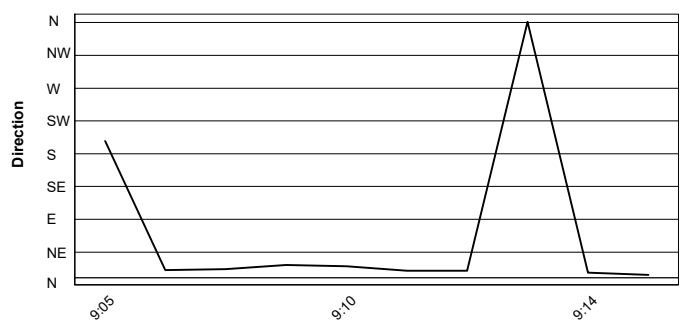
## Humidity



## Wind Speed



## Wind Direction



22/08/2021

These data/results cannot be reproduced, stored and/or transmitted in whole or in part by any manner of electronic, mechanical, photocopying, recording, broadcasting or otherwise now known or herein after developed without the previous express consent by the copyright owner, except for reproduction in daily press and regular printed publications on sale to the public within 60 days of the event related to those data/results and always provided that copyright symbol appears together as follows below.

© DORNA WSBK ORGANIZATION Srl 2021