

Pirelli Navarra Round, 20-22 August 2021

Chronological Analysis Free Practice 2nd Session

Circuito De Navarra 3.933 m

1 / 6

1° 77 D. AEGERTER (1'41.197)

Lap	Seg.1	Seg.2	Seg.3	Seg.4	Lap Time	km/h	Local Time
1							16:00'51.117
2	27.929	33.241	33.359	20.269	1'54.798P	186,9	16:02'45.915
3	20.544	31.588	29.963	19.773	1'41.868	250,6	16:04'27.783
4	20.279	31.386	30.174	19.819	1'41.658	249,4	16:06'09.441
5	20.684	31.418	29.964	19.725	1'41.791	251,7	16:07'51.232
6	20.176	31.397	29.906	19.731	1'41.210	253,5	16:09'32.442
7	20.301	31.882	30.012	19.747	1'41.942	253,5	16:11'14.384
8	20.255	31.560	29.863	19.778	1'41.456	252,3	16:12'55.840
9	20.219	31.436	29.950	19.789	1'41.394	251,2	16:14'37.234
10	20.299	31.391	29.939	20.010	1'41.639	248,8	16:16'18.873
11	20.401	31.319	29.916	19.828	1'41.464	250,0	16:18'00.337
12	20.689	31.437	29.912	19.724	1'41.762	257,1	16:19'42.099
13	20.326	31.356	29.835	19.680	1'41.197	250,6	16:21'23.296
14	20.225	31.380	30.057	19.677	1'41.339	252,3	16:23'04.635
15	20.261	31.512	30.333	19.808	1'41.914	260,2	16:24'46.549
16	21.009	35.762	33.967	25.005	1'55.743	253,5	16:26'42.292
17	22.203	31.413	29.902	19.781	1'41.299	254,1	16:28'23.591
18	20.309	33.146	34.815	8'03.051	9'33.321P	255,3	16:37'56.912
19	36.042	32.515	34.728	20.303	2'03.588P	175,0	16:40'00.500
20	20.166	31.491	29.831	20.049	1'41.537	249,4	16:41'42.037
21	20.151	31.206	30.770	19.923	1'42.050	252,3	16:43'24.087
22	20.142	31.363	29.981	19.794	1'41.280	252,3	16:45'05.367

13	20.441	31.829	30.247	19.714	1'42.231	253,5	16:26'17.336
14	20.604	31.559	30.602	19.885	1'42.650	251,2	16:27'59.986
15	20.679	36.213	31.618	20.255	1'48.765	245,5	16:29'48.751
16	20.574	31.647	30.188	19.743	1'42.152	249,4	16:31'30.903
17	20.952	31.908	30.558	19.883	1'43.301	240,0	16:33'14.204
18	20.551	31.858	30.491	19.748	1'42.648	251,2	16:34'56.852
19	20.576	31.695	30.052	19.630	1'41.953	251,7	16:36'38.805
20	20.457	31.497	30.113	19.725	1'41.792	252,9	16:38'20.597
21	20.479	33.399	32.303	20.351	1'46.532	252,9	16:40'07.129
22	20.656	31.746	30.678	19.776	1'42.856	251,7	16:41'49.985
23	20.523	31.510	30.261	19.828	1'42.122	251,2	16:43'32.107
24	20.676	31.688	30.306	19.693	1'42.363	250,6	16:45'14.470

4° 21 R. KRUMMENACHER (1'41.795)

Lap	Seg.1	Seg.2	Seg.3	Seg.4	Lap Time	km/h	Local Time
1							16:00'56.000
2	28.609	34.075	31.040	20.166	1'53.890P	175,3	16:02'49.890
3	20.743	32.001	31.355	20.206	1'44.305	252,3	16:04'34.195
4	20.643	31.837	30.284	20.039	1'42.803	248,8	16:06'16.998
5	20.768	31.818	30.853	20.107	1'43.546	250,0	16:08'00.544
6	20.807	31.741	30.243	19.906	1'42.697	250,6	16:09'43.241
7	20.883	39.795	36.279	8'41.703	10'18.660P	249,4	16:20'01.901
8	30.293	34.270	31.855	20.068	1'56.486P	136,7	16:21'58.387
9	20.560	31.561	30.362	19.794	1'42.277	250,6	16:23'40.664
10	20.637	31.661	30.143	19.849	1'42.290	250,6	16:25'22.954
11	20.701	31.632	30.117	19.889	1'42.339	251,7	16:27'05.293
12	20.484	31.599	29.961	20.011	1'42.055	251,7	16:28'47.348
13	20.511	32.049	38.080	19.942	1'50.582	254,7	16:30'37.930
14	20.510	31.635	30.171	19.920	1'42.236	251,7	16:32'20.166
15	20.712	31.562	30.079	19.749	1'42.102	251,7	16:34'02.268
16	20.653	31.449	30.186	19.846	1'42.134	251,2	16:35'44.402
17	20.443	31.602	30.067	19.838	1'41.950	251,7	16:37'26.352
18	20.531	31.501	30.169	19.822	1'42.023	252,9	16:39'08.375
19	29.478	36.440	33.935	20.262	2'00.115	250,6	16:41'08.490
20	20.470	31.615	29.967	19.743	1'41.795	251,7	16:42'50.285
21	20.535	31.417	30.178	20.059	1'42.189	251,2	16:44'32.474

2° 16 J. CLUZEL (1'41.781)

Lap	Seg.1	Seg.2	Seg.3	Seg.4	Lap Time	km/h	Local Time
1							16:01'01.861
2	27.224	34.401	31.876	20.094	1'53.595P	184,0	16:02'55.456
3	20.804	32.052	30.528	19.918	1'43.302	251,7	16:04'38.758
4	20.747	32.059	30.359	19.913	1'43.078	252,9	16:06'21.836
5	20.735	31.871	30.406	19.903	1'42.915	252,9	16:08'04.751
6	20.715	31.957	30.324	19.764	1'42.760	252,9	16:09'47.511
7	20.721	31.870	30.283	19.874	1'42.748	252,3	16:11'30.259
8	20.599	31.802	30.327	19.757	1'42.485C	254,1	16:13'12.744
9	21.033	33.032	32.128	5'48.276	7'14.469P	252,3	16:20'27.213
10	33.533	33.868	31.564	20.168	1'59.133P	80,7	16:22'26.346
11	20.742	31.663	30.000	19.773	1'42.178	250,6	16:24'08.524
12	20.493	31.583	29.980	19.725	1'41.781	254,7	16:25'50.305
13	20.533	31.534	30.011	19.794	1'41.872C	255,3	16:27'32.177
14	20.416	34.984	31.713	20.157	1'47.270C	255,3	16:29'19.447
15	20.608	31.616	30.135	19.776	1'42.135	255,9	16:31'01.582
16	20.586	31.546	30.084	19.669	1'41.885	255,9	16:32'43.467
17	20.661	37.755	30.922	19.802	1'49.140	257,8	16:34'32.607
18	20.444	31.493	30.156	19.582	1'41.675C	256,5	16:36'14.282
19	20.848	32.310	37.462	20.165	1'50.785	246,6	16:38'05.067
20	20.597	31.622	35.302	21.677	1'49.198	255,9	16:39'54.265
21	20.474	31.612	30.630	24.305	1'47.021	255,3	16:41'41.286

5° 4 S. ODENDAAL (1'41.844)

Lap	Seg.1	Seg.2	Seg.3	Seg.4	Lap Time	km/h	Local Time
1							16:01'14.585
2	25.874	32.786	31.256	20.124	1'50.040P	189,5	16:03'04.625
3	20.346	31.738	30.348	19.668	1'42.100	255,9	16:04'46.725
4	21.682	31.831	30.387	19.733	1'43.633	253,5	16:06'30.358
5	20.499	31.556	30.239	19.714	1'42.008	254,7	16:08'12.366
6	20.501	31.726	30.370	19.716	1'42.313	258,4	16:09'54.679
7	20.623	31.743	32.560	6'55.320	8'20.246P	254,1	16:18'14.925
8	26.534	32.331	30.920	19.813	1'49.598P	188,8	16:20'04.523
9	20.407	31.617	30.407	19.675	1'42.106	255,3	16:21'46.629
10	20.435	31.846	30.485	19.728	1'42.494	255,9	16:23'29.123
11	20.490	32.819	31.743	8'02.349	9'27.401P	255,3	16:32'56.524
12	27.858	32.512	30.925	19.789	1'51.084P	154,5	16:34'47.608
13	20.352	31.513	30.355	19.624	1'41.844	254,1	16:36'29.452
14	20.360	31.654	30.260	19.618	1'41.892	257,8	16:38'11.344
15	20.312	31.665	30.235	19.730	1'41.942	256,5	16:39'53.286
16	21.633	31.705	30.741	21.111	1'45.190	256,5	16:41'38.476
17	20.497	32.290	33.461	19.775	1'46.023	255,9	16:43'24.499
18	20.547	31.595	30.294	19.585	1'42.021	250,0	16:45'06.520

3° 94 F. CARICASULO (1'41.792)

Lap	Seg.1	Seg.2	Seg.3	Seg.4	Lap Time	km/h	Local Time
1							16:00'40.812
2	30.522	33.809	31.511	20.149	1'55.991P	131,2	16:02'36.803
3	21.264	32.782	30.954	20.043	1'45.043	244,9	16:04'21.846
4	20.868	32.253	30.821	19.987	1'43.929	248,3	16:06'05.775
5	20.679	31.971	30.529	19.866	1'43.045	250,6	16:07'48.820
6	20.699	31.860	30.520	19.792	1'42.871	252,3	16:09'31.691
7	20.748	32.792	30.542	20.082	1'44.164	252,3	16:11'15.855
8	20.619	31.934	30.435	19.865	1'42.853	249,4	16:12'58.708
9	21.775	33.859	32.387	4'51.809	6'19.830P	243,2	16:19'18.538
10	28.847	32.468	30.682	19.841	1'51.838P	149,2	16:21'10.376
11	20.719	31.727	30.144	19.766	1'42.356	250,0	16:22'52.732
12	20.550	31.883	30.164	19.776	1'42.373	251,7	16:24'35.105

6° 81 M. GONZALEZ (1'41.872)

Lap	Seg.1	Seg.2	Seg.3	Seg.4	Lap Time	km/h	Local Time
1							16:00'00.514
2	28.798	32.628	30.986	20.056	1'52.468P	187,5	16:01'52.982
3	20.676	32.092	30.605	19.875	1'43.248	251,2	16:03'36.230

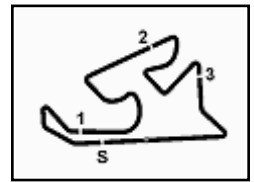
20/08/2021

P = Pits In/Out - C = Lap Time Cancelled

These data/results cannot be reproduced, stored and/or transmitted in whole or in part by any manner of electronic, mechanical, photocopying, recording, broadcasting or otherwise now known or herein after developed without the previous express consent by the copyright owner, except for reproduction in daily press and regular printed publications on sale to the public within 60 days of the event related to those data/results and always provided that copyright symbol appears together as follows below.

© DORNA WSBK ORGANIZATION Srl 2021





Pirelli Navarra Round, 20-22 Augst 2021
Chronological Analysis Free Practice 2nd Session

Circuito De Navarra 3.933 m

2 / 6

4	20.631	31.745	30.143	19.837	1'42.356	250,6	16:05'18.586	19	20.609	31.765	30.526	19.867	1'42.767	251,2	16:44'09.233
5	20.560	31.643	30.296	19.833	1'42.332	248,8	16:07'00.918	20	20.573	31.724	30.698	19.990	1'42.985	251,7	16:45'52.218
6	20.564	31.699	30.200	19.916	1'42.379	251,7	16:08'43.297								
7	21.323	32.379	31.807	5'27.711	6'53.220P	244,9	16:15'36.517								
8	30.057	32.541	31.635	20.259	1'54.492P	139,7	16:17'31.009								
9	20.664	31.523	30.049	19.742	1'41.978	250,0	16:19'12.987								
10	20.440	31.360	30.296	4'05.913	5'28.009P	253,5	16:24'40.996								
11	28.338	34.309	32.195	22.892	1'57.734CP	151,5	16:26'38.730								
12	20.527	31.663	30.139	19.824	1'42.153	253,5	16:28'20.883								
13	27.125	32.671	31.525	5'04.271	6'35.592P	251,7	16:34'56.475								
14	27.769	33.058	32.446	20.059	1'53.332P	183,7	16:36'49.807								
15	20.597	31.563	30.348	19.784	1'42.292	252,9	16:38'32.099								
16	20.543	31.470	30.548	19.828	1'42.389	254,1	16:40'14.488								
17	20.392	31.588	30.026	19.866	1'41.872	252,3	16:41'56.360								
18	20.452	31.547	30.066	19.823	1'41.888	251,2	16:43'38.248								
19	20.522	31.471	30.110	19.797	1'41.900	251,7	16:45'20.148								

9° 9 S. JESPERSEN (1'42.434)							
Lap	Seg.1	Seg.2	Seg.3	Seg.4	Lap Time	km/h	Local Time
1							16:00'12.756
2	30.394	33.599	31.303	20.254	1'55.550P	134,2	16:02'08.306
3	20.645	32.264	30.766	19.863	1'43.538	261,5	16:03'51.844
4	20.566	31.717	30.730	19.786	1'42.799	263,4	16:05'34.643
5	20.473	31.614	30.536	36.928	1'59.551	262,8	16:07'34.194
6	24.975	32.575	31.576	8'25.316	9'54.442P	252,3	16:17'28.636
7	27.161	32.414	30.602	20.004	1'50.181P	185,6	16:19'18.817
8	20.442	31.959	30.453	19.847	1'42.701	257,8	16:21'01.518
9	20.507	31.774	30.541	19.688	1'42.510	259,6	16:22'44.028
10	20.553	31.721	30.465	19.695	1'42.434	260,9	16:24'26.462
11	20.358	31.771	31.958	6'54.314	8'18.401P	264,1	16:32'44.863
12	27.999	32.239	30.617	19.792	1'50.647P	169,8	16:34'35.510
13	20.446	31.880	30.475	19.707	1'42.508	265,4	16:36'18.018
14	20.456	31.777	30.443	19.799	1'42.475	261,5	16:38'00.493
15	20.347	31.795	30.426	19.892	1'42.460	265,4	16:39'42.953
16	20.418	31.864	30.353	19.919	1'42.554	259,0	16:41'25.507
17	20.503	45.165	35.346	20.247	2'01.261	260,2	16:43'26.768

7° 29 L. BERNARDI (1'42.101)							
Lap	Seg.1	Seg.2	Seg.3	Seg.4	Lap Time	km/h	Local Time
1							16:00'21.130
2	29.715	34.329	33.435	20.941	1'58.420P	156,3	16:02'19.550
3	20.569	31.859	30.275	19.852	1'42.555	254,7	16:04'02.105
4	20.627	32.039	39.278	19.979	1'51.923	254,7	16:05'54.028
5	20.754	32.246	30.377	19.851	1'43.228	254,1	16:07'37.256
6	20.683	31.861	30.233	19.819	1'42.596	252,3	16:09'19.852
7	20.680	34.851	32.573	20.104	1'48.208	255,9	16:11'08.060
8	20.682	32.037	30.541	19.825	1'43.085	251,2	16:12'51.145
9	22.543	34.590	30.568	19.891	1'47.592	252,9	16:14'38.737
10	20.793	31.816	30.342	20.954	1'43.905	247,1	16:16'22.642
11	22.156	35.463	35.891	6'12.234	7'45.744P	232,8	16:24'08.386
12	29.047	41.691	33.462	20.052	2'04.252P	161,7	16:26'12.638
13	20.739	31.873	30.186	19.703	1'42.501	251,7	16:27'55.139
14	20.537	31.787	30.198	19.762	1'42.284	253,5	16:29'37.423
15	20.551	31.808	30.025	19.717	1'42.101	253,5	16:31'19.524
16	20.561	31.626	30.068	19.870	1'42.125	248,8	16:33'01.649
17	20.598	46.820	33.307	20.065	2'00.790	251,2	16:35'02.439
18	20.648	32.565	30.614	19.849	1'43.676	254,1	16:36'46.115
19	20.548	31.849	30.174	19.751	1'42.322	253,5	16:38'28.437
20	20.637	31.830	30.113	19.879	1'42.459	254,7	16:40'10.896
21	24.521	31.916	30.242	19.896	1'46.575	252,9	16:41'57.471
22	20.556	31.662	30.196	19.769	1'42.183	251,2	16:43'39.654
23	20.572	31.719	30.224	19.830	1'42.345	251,2	16:45'21.999

10° 5 P. OETTL (1'42.507)							
Lap	Seg.1	Seg.2	Seg.3	Seg.4	Lap Time	km/h	Local Time
1							16:00'33.276
2	26.090	33.000	31.429	20.251	1'50.770P	200,7	16:02'24.046
3	20.816	32.398	31.026	20.133	1'44.373	252,3	16:04'08.419
4	20.894	32.358	30.728	20.091	1'44.071	250,6	16:05'52.490
5	20.828	32.086	30.815	21.497	1'45.226	252,9	16:07'37.716
6	20.808	37.424	32.387	6'08.240	7'38.859P	252,9	16:15'16.575
7	26.278	32.165	33.898	21.107	1'53.448P	185,6	16:17'10.023
8	20.614	31.831	30.410	19.801	1'42.656	252,3	16:18'52.679
9	20.486	31.812	30.331	19.785	1'42.414C	251,7	16:20'35.093
10	20.675	31.817	30.426	19.874	1'42.792	250,0	16:22'17.885
11	29.481	34.495	32.069	7'06.118	8'42.163P	220,0	16:31'00.048
12	26.511	32.078	30.470	19.860	1'48.919P	166,7	16:32'48.967
13	20.575	31.925	30.381	19.791	1'42.672	252,3	16:34'31.639
14	20.551	31.868	30.363	19.725	1'42.507	255,3	16:36'14.146
15	20.526	33.482	31.146	19.756	1'44.910	252,3	16:37'59.056
16	24.158	34.602	30.524	19.862	1'49.146	251,7	16:39'48.202
17	20.623	31.689	30.409	19.866	1'42.587	251,7	16:41'30.789
18	20.589	37.386	34.471	47.945	2'20.391P	252,3	16:43'51.180
19	29.220	35.133	33.128	21.016	1'58.497P	161,7	16:45'49.677

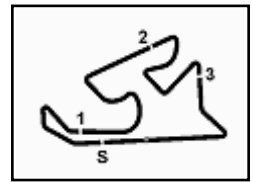
8° 95 V. TAKALA (1'42.319)							
Lap	Seg.1	Seg.2	Seg.3	Seg.4	Lap Time	km/h	Local Time
1							16:00'52.344
2	27.026	33.193	31.580	20.208	1'52.007P	188,8	16:02'44.351
3	22.752	32.289	31.196	20.149	1'46.386	250,6	16:04'30.737
4	20.994	32.101	30.815	20.086	1'43.996	251,2	16:06'14.733
5	20.830	31.872	32.385	4'13.261	5'38.348P	252,3	16:11'53.081
6	27.656	31.977	30.937	20.072	1'50.642P	180,3	16:13'43.723
7	20.792	31.660	30.574	20.023	1'43.049	248,8	16:15'26.772
8	20.612	31.556	30.357	19.911	1'42.436	251,2	16:17'09.208
9	21.950	32.106	30.924	20.003	1'44.983	252,3	16:18'54.191
10	20.699	31.796	30.421	19.793	1'42.709	258,4	16:20'36.900
11	24.057	32.478	31.204	5'16.423	6'44.162P	253,5	16:27'21.062
12	28.472	34.469	30.929	20.439	1'54.309P	163,9	16:29'15.371
13	23.072	34.815	31.189	19.946	1'49.022	252,9	16:31'04.393
14	20.597	31.624	30.535	19.911	1'42.667	252,9	16:32'47.060
15	20.466	31.590	30.395	19.868	1'42.319	253,5	16:34'29.379
16	20.591	31.892	30.453	19.843	1'42.779C	254,7	16:36'12.158
17	21.224	35.864	35.020	2'42.170	4'14.278P	252,9	16:40'26.436
18	36.097	32.726	31.159	20.048	2'00.030P	94,7	16:42'26.466

11° 66 N. TUULI (1'42.556)							
Lap	Seg.1	Seg.2	Seg.3	Seg.4	Lap Time	km/h	Local Time
1							16:00'16.104
2	29.764	33.533	31.496	20.227	1'55.020P	164,6	16:02'11.124
3	21.130	32.251	30.870	20.030	1'44.281	236,8	16:03'55.405
4	23.434	32.569	30.604	20.006	1'46.613	232,3	16:05'42.018
5	20.571	31.959	30.610	19.910	1'43.050	252,3	16:07'25.068
6	20.418	32.221	31.232	19.928	1'43.799	251,2	16:09'08.867
7	20.420	31.797	30.378	19.961	1'42.556	251,7	16:10'51.423
8	22.670	32.618	31.088	5'24.630	6'51.006P	253,5	16:17'42.429
9	30.073	33.095	31.257	20.954	1'55.379P	130,1	16:19'37.808
10	20.558	32.269	30.540	19.831	1'43.198	247,7	16:21'21.006
11	20.454	31.807	30.537	19.809	1'42.607	251,2	16:23'03.613
12	20.404	31.927	30.477	19.854	1'42.662	251,7	16:24'46.275
13	21.541	33.523	31.017	3'54.456	5'20.537P	255,3	16:30'06.812
14	28.869	32.982	31.048	19.973	1'52.872P	158,1	16:31'59.684

20/08/2021 P = Pits In/Out - C = Lap Time Cancelled

These data/results cannot be reproduced, stored and/or transmitted in whole or in part by any manner of electronic, mechanical, photocopying, recording, broadcasting or otherwise now known or herein after developed without the previous express consent by the copyright owner, except for reproduction in daily press and regular printed publications on sale to the public within 60 days of the event related to those data/results and always provided that copyright symbol appears together as follows below.

© DORNA WSBK ORGANIZATION Srl 2021



Pirelli Navarra Round, 20-22 August 2021

Chronological Analysis Free Practice 2nd Session

12° 3 R. DE ROSA (1'42.637)							
Lap	Seg.1	Seg.2	Seg.3	Seg.4	Lap Time	km/h	Local Time
1							16:00'15.180
2	29.800	35.039	32.810	20.537	1'58.186P	151,0	16:02'13.366
3	20.904	32.515	30.636	19.965	1'44.020	254,7	16:03'57.386
4	20.831	32.227	30.552	19.844	1'43.454	253,5	16:05'40.840
5	20.721	32.069	30.551	19.864	1'43.205	254,1	16:07'24.045
6	21.000	32.232	30.583	19.959	1'43.774	244,3	16:09'07.819
7	20.921	32.013	30.405	19.945	1'43.284	252,9	16:10'51.103
8	20.773	32.242	30.508	19.979	1'43.502	253,5	16:12'34.605
9	23.231	33.830	32.971	5'21.166	6'51.198P	249,4	16:19'25.803
10	27.518	32.964	32.058	20.107	1'52.647P	169,3	16:21'18.450
11	20.768	32.564	30.797	20.008	1'44.137	251,2	16:23'02.587
12	20.778	32.163	30.546	19.861	1'43.348	250,6	16:24'45.935
13	20.644	36.929	33.101	22.292	1'52.966	252,9	16:26'38.901
14	20.858	32.081	30.514	19.916	1'43.369	249,4	16:28'22.270
15	24.309	33.251	31.923	5'49.466	7'18.949P	254,1	16:35'41.219
16	35.211	44.486	37.998	22.228	2'19.923P	146,5	16:38'01.142
17	20.742	31.969	30.384	19.865	1'42.960	254,7	16:39'44.102
18	20.817	31.840	30.233	19.747	1'42.637	248,8	16:41'28.739
19	20.517	44.631	34.449	20.045	1'59.642	250,6	16:43'26.381
20	20.421	31.641	30.497	19.949	1'42.508C	257,8	16:45'08.889

13° 61 C. ONCU (1'42.785)							
Lap	Seg.1	Seg.2	Seg.3	Seg.4	Lap Time	km/h	Local Time
1							16:00'16.260
2	29.918	33.711	31.216	20.094	1'54.939P	143,0	16:02'11.199
3	20.668	31.942	30.707	20.204	1'43.521	254,1	16:03'54.720
4	20.870	31.866	30.367	19.821	1'42.924	249,4	16:05'37.644
5	20.608	31.963	30.219	19.995	1'42.785	252,3	16:07'20.429
6	20.565	31.835	30.630	20.057	1'43.087	253,5	16:09'03.516
7	20.828	32.128	30.469	20.080	1'43.505	247,7	16:10'47.021
8	25.767	32.804	30.587	20.071	1'49.229	247,7	16:12'36.250
9	20.755	32.034	2'42.863	9'29.552	13'05.204P	248,3	16:25'41.454
10	30.309	32.005	30.422	19.959	1'52.695P	159,3	16:27'34.149
11	20.631	32.012	30.436	19.944	1'43.023	251,2	16:29'17.172
12	20.764	32.381	30.464	19.984	1'43.593	250,6	16:31'00.765
13	26.903	33.112	31.556	4'02.061	5'33.632P	248,3	16:36'34.397
14	30.738	37.924	30.264	19.883	1'58.809P	94,2	16:38'33.206
15	20.665	31.717	30.416	20.002	1'42.800	252,9	16:40'16.006
16	20.906	31.985	30.423	19.984	1'43.298	248,8	16:41'59.304
17	20.766	31.954	30.584	20.051	1'43.355	248,8	16:43'42.659
18	20.919	32.058	30.880	20.057	1'43.914	246,0	16:45'26.573

14° 25 M. BRENNER (1'42.933)							
Lap	Seg.1	Seg.2	Seg.3	Seg.4	Lap Time	km/h	Local Time
1							16:00'06.487
2	27.792	33.498	31.604	20.149	1'53.043P	191,8	16:01'59.530
3	21.041	32.761	30.809	20.049	1'44.660	256,5	16:03'44.190
4	21.000	32.167	33.181	20.370	1'46.718	253,5	16:05'30.908
5	20.874	32.035	30.617	20.059	1'43.585	248,8	16:07'14.493
6	21.455	35.216	35.308	20.077	1'52.056	238,4	16:09'06.549
7	20.899	32.293	30.527	20.033	1'43.752	250,0	16:10'50.301
8	22.238	35.203	33.878	12'44.608	14'15.927P	249,4	16:25'06.228
9	26.750	32.532	30.959	20.169	1'50.410P	191,5	16:26'56.638
10	20.881	32.051	30.482	19.973	1'43.387	252,9	16:28'40.025
11	22.892	35.496	31.720	20.270	1'50.378	250,6	16:30'30.403
12	20.780	31.944	30.301	19.958	1'42.983	249,4	16:32'13.386
13	20.678	31.959	30.581	20.016	1'43.234	249,4	16:33'56.620
14	20.758	31.978	30.339	19.913	1'42.988	251,7	16:35'39.608
15	22.367	34.666	30.828	4'10.985	5'38.846P	247,7	16:41'18.454
16	35.037	38.630	34.670	20.894	2'09.231P	191,5	16:43'27.685
17	20.684	31.935	30.478	19.836	1'42.933	247,7	16:45'10.618

15° 72 B. GOMEZ (1'42.938)							
Lap	Seg.1	Seg.2	Seg.3	Seg.4	Lap Time	km/h	Local Time
1							16:00'05.579
2	29.017	33.637	33.342	20.991	1'56.987P	177,9	16:02'02.566
3	20.664	33.572	32.143	20.276	1'46.655	255,9	16:03'49.221
4	20.877	32.243	30.845	20.035	1'44.000	254,1	16:05'33.221
5	20.605	32.073	30.680	20.069	1'43.427	251,7	16:07'16.648
6	21.110	32.691	31.501	4'59.641	6'24.943P	254,7	16:13'41.591
7	27.878	33.739	36.766	20.655	1'59.038P	184,3	16:15'40.629
8	26.594	32.536	31.948	20.398	1'51.476	246,0	16:17'32.105
9	22.951	34.101	31.164	20.093	1'48.309C	252,9	16:19'20.414
10	20.393	31.958	30.661	19.983	1'42.995	251,2	16:21'03.409
11	20.772	33.819	31.519	20.107	1'46.217	249,4	16:22'49.626
12	20.510	31.950	30.841	19.977	1'43.278	252,9	16:24'32.904
13	20.814	33.906	31.054	20.031	1'45.805	254,7	16:26'18.709
14	20.457	31.951	30.636	19.894	1'42.938	253,5	16:28'01.647
15	20.516	31.911	30.510	19.968	1'42.905C	253,5	16:29'44.552
16	20.514	31.912	31.332	4'50.567	6'14.325P	254,7	16:35'58.877
17	28.872	35.341	39.611	23.158	2'06.982P	144,8	16:38'05.859
18	20.539	32.152	30.655	20.006	1'43.352	252,3	16:39'49.211
19	20.581	32.024	30.749	19.930	1'43.284	254,1	16:41'32.495
20	20.453	36.286	33.316	20.168	1'50.223	253,5	16:43'22.718
21	28.327	34.108	31.401	20.163	1'53.999	251,2	16:45'16.717

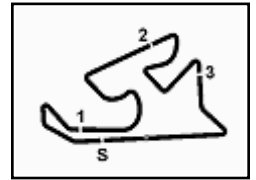
16° 17 O. GUTIERREZ IGLESIAS (1'42.956)							
Lap	Seg.1	Seg.2	Seg.3	Seg.4	Lap Time	km/h	Local Time
1							16:00'04.973
2	28.607	34.045	33.732	20.779	1'57.163P	169,8	16:02'02.136
3	21.840	32.483	32.125	20.207	1'46.655	248,3	16:03'48.791
4	21.128	32.252	31.370	20.209	1'44.959	248,8	16:05'33.750
5	20.844	32.001	31.145	20.157	1'44.147	251,7	16:07'17.897
6	21.478	34.328	31.622	4'52.964	6'20.392P	252,3	16:13'38.289
7	29.724	34.611	36.608	23.036	2'03.979P	167,4	16:15'42.268
8	21.011	31.958	30.850	20.160	1'43.979	252,3	16:17'26.247
9	20.874	31.999	30.758	19.952	1'43.583	252,9	16:19'09.830
10	20.808	31.918	30.691	20.067	1'43.484	250,0	16:20'53.314
11	20.825	31.824	30.409	19.981	1'43.039	250,6	16:22'36.353
12	20.774	31.753	30.639	19.900	1'43.066	251,2	16:24'19.419
13	20.659	31.908	30.507	19.882	1'42.956	253,5	16:26'02.375
14	25.288	33.829	32.589	4'50.111	6'21.817P	243,2	16:32'24.192
15	29.886	33.366	31.980	20.340	1'55.572P	176,8	16:34'19.764
16	20.851	32.098	30.667	20.025	1'43.641	251,7	16:36'03.405
17	20.716	31.823	30.562	19.960	1'43.061	254,7	16:37'46.466
18	20.774	31.937	30.592	19.931	1'43.234	254,7	16:39'29.700
19	20.741	31.871	30.685	19.971	1'43.268	250,0	16:41'12.968
20	20.810	31.917	32.928	20.432	1'46.087	251,2	16:42'59.055
21	20.842	31.810	30.633	19.993	1'43.278	248,8	16:44'42.333
22	20.803	31.764	30.585	19.995	1'43.147	247,7	16:46'25.480

17° 55 G. HENDRA PRATAMA (1'43.031)							
Lap	Seg.1	Seg.2	Seg.3	Seg.4	Lap Time	km/h	Local Time
1							16:00'09.883
2	27.585	40.647	39.190	20.324	2'07.746P	193,5	16:02'17.629
3	20.782	32.322	30.978	19.976	1'44.058	255,3	16:04'01.687
4	20.723	32.183	30.831	19.997	1'43.734	249,4	16:05'45.421
5	20.571	32.668	30.862	19.968	1'44.069	253,5	16:07'29.490
6	24.906	32.708	31.156	20.058	1'48.828	252,9	16:09'18.318
7	20.659	32.456	30.779	19.959	1'43.853	250,6	16:11'02.171
8	20.584	32.300	30.946	20.061	1'43.891	252,9	16:12'46.062
9	20.465	32.206	30.688	20.421	1'43.780	252,3	16:14'29.842
10	20.621	32.256	30.601	19.967	1'43.445	249,4	16:16'13.287
11	20.699	32.214	30.767	19.927	1'43.607	251,7	16:17'56.894

20/08/2021 P = Pits In/Out - C = Lap Time Cancelled

These data/results cannot be reproduced, stored and/or transmitted in whole or in part by any manner of electronic, mechanical, photocopying, recording, broadcasting or otherwise now known or herein after developed without the previous express consent by the copyright owner, except for reproduction in daily press and regular printed publications on sale to the public within 60 days of the event related to those data/results and always provided that copyright symbol appears together as follows below.

© DORNA WSBK ORGANIZATION Srl 2021



Pirelli Navarra Round, 20-22 August 2021 Chronological Analysis Free Practice 2nd Session

4 / 6

12	20.881	35.711	31.220	20.072	1'47.884	251,2	16:19'44.778	11	20.938	32.129	30.890	19.909	1'43.866	254,1	16:24'32.546
13	20.777	32.250	30.741	19.948	1'43.716	252,9	16:21'28.494	12	20.829	32.193	30.730	19.990	1'43.742	256,5	16:26'16.288
14	20.535	32.253	31.099	19.932	1'43.819	251,2	16:23'12.313	13	20.735	32.080	30.790	19.933	1'43.538	255,3	16:27'59.826
15	23.526	33.296	31.911	10'29.729	11'58.462P	252,9	16:35'10.775	14	20.724	31.994	30.637	20.235	1'43.590	257,8	16:29'43.416
16	30.180	32.762	32.762	19.915	1'55.619P	178,2	16:37'06.394	15	22.727	35.205	32.988	3'58.945	5'29.865P	260,2	16:35'13.281
17	20.493	31.958	30.692	19.888	1'43.031	251,7	16:38'49.425	16	30.223	32.078	33.750	20.242	1'56.293P	147,5	16:37'09.574
18	20.341	32.161	30.775	19.958	1'43.235	252,3	16:40'32.660	17	20.753	32.002	30.598	19.756	1'43.109	254,1	16:38'52.683
19	20.502	32.043	30.736	20.063	1'43.344	250,6	16:42'16.004	18	20.668	32.069	30.663	19.864	1'43.264	257,1	16:40'35.947
20	20.609	32.166	30.540	19.977	1'43.292	250,6	16:43'59.296	19	20.792	31.842	30.598	19.897	1'43.129	254,7	16:42'19.076
21	20.548	32.105	30.721	20.030	1'43.404C	250,6	16:45'42.700	20	20.853	31.836	30.635	19.864	1'43.188	251,7	16:44'02.264
								21	20.818	31.920	30.637	19.898	1'43.273	254,7	16:45'45.537

18° 71 C. BERGMAN (1'43.058)							
Lap	Seg.1	Seg.2	Seg.3	Seg.4	Lap Time	km/h	Local Time
1							16:00'19.722
2	29.184	34.493	32.773	20.620	1'57.070P	162,4	16:02'16.792
3	21.040	32.608	31.417	20.219	1'45.284	249,4	16:04'02.076
4	21.250	32.245	31.321	20.440	1'45.256	240,0	16:05'47.332
5	20.761	32.115	30.921	20.216	1'44.013	252,9	16:07'31.345
6	20.701	32.095	30.612	20.079	1'43.487	255,3	16:09'14.832
7	20.684	32.128	30.893	20.052	1'43.757	251,7	16:10'58.589
8	20.553	32.153	30.731	19.952	1'43.389	253,5	16:12'41.978
9	23.005	36.279	32.227	7'44.837	9'16.348P	254,1	16:21'58.326
10	28.948	34.065	32.181	20.323	1'55.517P	172,5	16:23'53.843
11	20.578	31.871	32.224	19.901	1'44.574	251,2	16:25'38.417
12	20.501	32.154	30.601	19.913	1'43.169	253,5	16:27'21.586
13	20.503	31.967	30.451	20.137	1'43.058	254,7	16:29'04.644
14	20.576	32.035	30.494	19.991	1'43.096	253,5	16:30'47.740
15	25.079	34.023	35.885	20.357	1'55.344	251,2	16:32'43.084
16	20.872	32.199	30.950	20.051	1'44.072	248,8	16:34'27.156
17	20.597	32.271	30.527	19.933	1'43.328	252,9	16:36'10.484
18	20.907	39.632	30.785	20.056	1'51.380	246,6	16:38'01.864
19	20.900	32.498	30.683	20.058	1'44.139	257,1	16:39'46.003
20	20.625	32.045	30.574	19.952	1'43.196	251,7	16:41'29.199

21° 56 P. SEBSTYEN (1'43.243)							
Lap	Seg.1	Seg.2	Seg.3	Seg.4	Lap Time	km/h	Local Time
1							16:00'04.794
2	25.960	33.122	31.733	20.242	1'51.057P	190,5	16:01'55.851
3	21.299	32.695	31.058	20.162	1'45.214	240,0	16:03'41.065
4	21.288	32.221	30.892	20.184	1'44.585	248,8	16:05'25.650
5	21.205	32.179	30.847	20.107	1'44.338	247,7	16:07'09.988
6	21.006	32.134	30.965	20.116	1'44.221	250,0	16:08'54.209
7	24.772	43.749	31.179	20.423	2'00.123	247,7	16:10'54.332
8	21.016	32.540	32.328	7'21.629	8'47.513P	250,0	16:19'41.845
9	30.040	42.289	33.385	20.228	2'05.942P	147,3	16:21'47.787
10	20.996	32.180	30.849	20.145	1'44.170	247,7	16:23'31.957
11	20.834	32.303	30.985	20.066	1'44.188	252,3	16:25'16.145
12	21.010	32.822	31.218	20.085	1'45.135	248,8	16:27'01.280
13	20.905	32.729	31.122	20.232	1'44.988	250,0	16:28'46.268
14	21.015	32.881	32.013	5'39.643	7'05.552P	250,6	16:35'51.820
15	29.184	39.912	37.061	23.134	2'09.291P	154,5	16:38'01.111
16	21.263	32.519	30.562	20.115	1'44.459	235,3	16:39'45.570
17	20.764	31.990	30.526	19.963	1'43.243	249,4	16:41'28.813
18	20.836	42.352	32.890	20.125	1'56.203	248,8	16:43'25.016
19	20.634	32.124	30.970	19.975	1'43.703	254,1	16:45'08.719

19° 78 H. OKUBO (1'43.096)							
Lap	Seg.1	Seg.2	Seg.3	Seg.4	Lap Time	km/h	Local Time
1							16:00'12.280
2	31.742	36.374	31.475	20.213	1'59.804P	152,1	16:02'12.084
3	20.954	32.077	30.831	20.003	1'43.865	251,2	16:03'55.949
4	21.270	37.720	31.477	20.116	1'50.583	252,9	16:05'46.532
5	20.694	31.916	30.847	20.095	1'43.552	249,4	16:07'30.084
6	25.127	40.179	34.564	10'10.188	11'50.058P	244,3	16:19'20.142
7	28.039	32.356	30.938	20.091	1'51.424P	166,2	16:21'11.566
8	20.903	31.985	30.810	20.034	1'43.732	247,1	16:22'55.298
9	21.992	33.790	34.474	11'38.718	13'08.974P	245,5	16:36'04.272
10	28.129	34.617	32.662	20.031	1'55.439P	177,9	16:37'59.711
11	22.566	32.918	31.157	20.139	1'46.780	249,4	16:39'46.491
12	20.668	31.916	30.575	20.179	1'43.338	251,2	16:41'29.829
13	21.030	34.905	40.240	20.234	1'56.409	248,3	16:43'26.238
14	20.898	31.852	30.501	19.845	1'43.096	243,8	16:45'09.334

22° 22 F. FULIGNI (1'43.300)							
Lap	Seg.1	Seg.2	Seg.3	Seg.4	Lap Time	km/h	Local Time
1							16:00'34.714
2	28.220	33.127	31.459	20.269	1'53.075P	166,4	16:02'27.789
3	21.225	32.671	30.935	20.203	1'45.034	248,8	16:04'12.823
4	20.909	32.246	31.103	20.130	1'44.388	247,7	16:05'57.211
5	20.874	32.167	30.919	19.921	1'43.881	247,7	16:07'41.092
6	20.923	32.596	32.647	7'10.903	8'37.069P	251,2	16:16'18.161
7	31.257	32.948	31.455	20.331	1'55.991P	167,2	16:18'14.152
8	21.078	32.343	30.974	20.102	1'44.497	248,3	16:19'58.649
9	20.955	32.277	31.282	3'57.633	5'22.147P	247,7	16:25'20.796
10	28.333	33.042	31.195	20.069	1'52.639P	180,0	16:27'13.435
11	20.962	32.131	35.940	22.585	1'51.618	250,6	16:29'05.053
12	21.076	32.035	30.835	20.032	1'43.978	250,0	16:30'49.031
13	20.760	32.092	30.704	19.964	1'43.520	248,3	16:32'32.551
14	20.870	32.008	34.766	21.212	1'48.856	248,8	16:34'21.407
15	20.939	31.947	30.677	19.863	1'43.426	247,7	16:36'04.833
16	20.711	31.989	30.565	19.926	1'43.191C	249,4	16:37'48.024
17	20.829	31.951	30.544	19.976	1'43.300	249,4	16:39'31.324
18	23.312	41.142	33.668	20.207	1'58.329	250,0	16:41'29.653
19	21.313	37.753	35.572	24.073	1'58.711	251,2	16:43'28.364
20	20.839	31.829	30.803	19.915	1'43.386	251,7	16:45'11.750

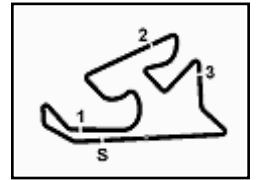
20° 31 D. VALLE (1'43.109)							
Lap	Seg.1	Seg.2	Seg.3	Seg.4	Lap Time	km/h	Local Time
1							16:00'04.093
2	29.653	33.457	31.445	20.091	1'54.646P	176,2	16:01'58.739
3	21.198	32.606	30.978	20.004	1'44.786	247,7	16:03'43.525
4	24.825	35.326	31.592	20.023	1'51.766	255,9	16:05'35.291
5	20.934	32.255	30.750	20.012	1'43.951	257,1	16:07'19.242
6	21.046	32.334	31.368	20.069	1'44.817	258,4	16:09'04.059
7	21.029	32.116	30.721	20.014	1'43.880	251,2	16:10'47.939
8	22.880	36.347	36.219	6'48.083	8'23.529P	253,5	16:19'11.468
9	28.671	33.794	30.736	20.093	1'53.294P	116,8	16:21'04.762
10	20.964	32.078	30.801	20.075	1'43.918	253,5	16:22'48.680

23° 34 K. MANFREDI (1'43.548)							
Lap	Seg.1	Seg.2	Seg.3	Seg.4	Lap Time	km/h	Local Time
1							16:00'10.246
2	28.060	36.793	33.010	20.342	1'58.205P	196,4	16:02'08.451
3	20.779	32.695	30.733	20.017	1'44.224	250,6	16:03'52.675
4	20.785	32.271	31.031	20.212	1'44.299	248,3	16:05'36.974

20/08/2021 P = Pits In/Out - C = Lap Time Cancelled

These data/results cannot be reproduced, stored and/or transmitted in whole or in part by any manner of electronic, mechanical, photocopying, recording, broadcasting or otherwise now known or herein after developed without the previous express consent by the copyright owner, except for reproduction in daily press and regular printed publications on sale to the public within 60 days of the event related to those data/results and always provided that copyright symbol appears together as follows below.

© DORNA WSBK ORGANIZATION Srl 2021



Pirelli Navarra Round, 20-22 August 2021

Chronological Analysis Free Practice 2nd Session

Circuito De Navarra 3.933 m

5 / 6

5	25.927	34.762	35.855	6'33.106	8'09.650P	251,2	16:13'46.624	6	20.965	32.766	32.785	21.567	1'48.083	245,5	16:09'04.196
6	25.470	32.654	36.051	20.700	1'54.875P	198,5	16:15'41.499	7					17'44.240P	245,5	16:26'48.436
7	22.278	33.430	33.017	20.932	1'49.657	248,3	16:17'31.156	8	27.233	34.378	31.020	20.189	1'52.820P	183,7	16:28'41.256
8	20.733	31.955	33.657	3'34.758	5'01.103P	249,4	16:22'32.259	9	20.939	32.717	35.512	20.231	1'49.399	247,7	16:30'30.655
9	26.577	32.287	30.706	20.001	1'49.571P	165,9	16:24'21.830	10	20.787	32.303	30.890	19.921	1'43.901	248,3	16:32'14.556
10	20.818	32.124	30.802	20.143	1'43.887	253,5	16:26'05.717	11	20.988	32.377	30.981	20.142	1'44.488C	247,1	16:33'59.044
11	25.318	32.972	31.842	19.961	1'50.093	249,4	16:27'55.810	12	20.899	33.150	32.123	20.002	1'46.174	247,7	16:35'45.218
12	20.773	32.192	30.874	20.128	1'43.967	251,7	16:29'39.777	13	20.932	32.303	30.950	20.033	1'44.218	247,1	16:37'29.436
13	24.200	35.463	31.139	20.119	1'50.921	247,7	16:31'30.698	14	21.105	32.435	31.223	20.007	1'44.770	244,3	16:39'14.206
14	20.826	32.281	30.837	19.971	1'43.915	248,8	16:33'14.613	15	21.077	32.418	31.092	20.058	1'44.645	245,5	16:40'58.851
15	20.878	32.059	30.702	1'43.548	246,0	16:34'58.161	16	32.103	34.055	33.952	20.430	2'00.540	246,6	16:42'59.391	
16	20.801	34.819	33.263	19.943	1'48.826	250,6	16:36'46.987	17	20.903	32.729	30.858	19.908	1'44.398	247,7	16:44'43.789
17	20.652	32.128	30.776	20.079	1'43.635	251,2	16:38'30.622	18	20.787	32.195	30.927	20.106	1'44.015	244,9	16:46'27.804
18	20.862	32.460	31.178	19.932	1'44.432	247,7	16:40'15.054								
19	20.823	32.277	30.687	19.960	1'43.747	248,3	16:41'58.801								

27°								84 M. FABRIZIO (1'43.975)							
Lap	Seg.1	Seg.2	Seg.3	Seg.4	Lap Time	km/h	Local Time	Lap	Seg.1	Seg.2	Seg.3	Seg.4	Lap Time	km/h	Local Time
1							16:00'11.335	2	35.223	34.454	32.206	20.720	2'02.603P	122,6	16:02'13.938
3	21.173	32.727	31.188	20.210	1'45.298	245,5	16:03'59.236	4	21.294	35.635	31.100	20.452	1'48.481	244,9	16:05'47.717
5	21.105	32.341	30.896	20.161	1'44.503	246,6	16:07'32.220	6	20.999	34.281	31.203	20.275	1'46.758	248,3	16:09'18.978
7	21.063	32.318	30.613	20.122	1'44.116	244,3	16:11'03.094	8	21.059	32.225	30.648	20.043	1'43.975	246,6	16:12'47.069
9	21.010	35.798	32.885	11'04.621	12'34.314P	246,0	16:25'21.383	10	29.770	32.932	30.947	20.370	1'54.019P	157,2	16:27'15.402
11	21.123	37.064	31.766	20.346	1'50.299	247,1	16:29'05.701	12	21.075	32.331	30.773	20.156	1'44.335	242,2	16:30'50.036
13	21.380	34.615	37.079	21.000	1'54.074	247,1	16:32'44.110	14	20.951	32.306	30.945	20.136	1'44.338	246,0	16:34'28.448
15	21.957	35.167	31.052	3'38.133	5'06.309P	249,4	16:39'34.757	16	26.388	32.892	36.172	20.923	1'56.375P	186,9	16:41'31.132
17	20.827	37.558	36.096	22.057	1'56.538	251,2	16:43'27.670	18	20.981	32.074	30.698	20.012	1'43.765C	238,4	16:45'11.435

24°								96 D. SANCHIS MARTINEZ (1'43.594)							
Lap	Seg.1	Seg.2	Seg.3	Seg.4	Lap Time	km/h	Local Time	Lap	Seg.1	Seg.2	Seg.3	Seg.4	Lap Time	km/h	Local Time
1							16:00'15.550	2	28.754	33.638	31.828	20.431	1'54.651P	173,9	16:02'10.201
3	21.005	32.309	31.400	20.387	1'45.101	254,1	16:03'55.302	4	21.431	32.099	30.862	20.257	1'44.649	246,0	16:05'39.951
5	20.943	31.892	30.866	20.201	1'43.902	252,3	16:07'23.853	6	21.321	32.549	31.534	4'22.875	5'48.279P	251,7	16:13'12.132
7	28.041	33.046	31.152	20.225	1'52.464P	177,6	16:15'04.596	8	20.792	31.986	30.655	20.161	1'43.594	249,4	16:16'48.190
9	20.864	31.992	30.746	20.145	1'43.747	251,2	16:18'31.937	10	21.007	32.131	30.797	20.222	1'44.157	248,8	16:20'16.094
11	21.795	33.691	32.544	6'04.139	7'32.169P	243,2	16:27'48.263	12	29.416	33.678	31.142	20.304	1'54.540P	187,2	16:29'42.803
13	23.565	32.814	30.941	20.219	1'47.539	251,7	16:31'30.342	14	20.948	32.043	30.773	20.449	1'44.213	249,4	16:33'14.555
15	21.418	32.198	31.102	5'04.444	6'29.162P	235,8	16:39'43.717	16	28.668	33.101	30.978	20.197	1'52.944P	156,1	16:41'36.661
17	20.900	32.195	31.125	20.197	1'44.417	250,6	16:43'21.078	18	20.897	32.089	30.709	20.216	1'43.911	248,3	16:45'04.989

28°								2 L. MONTELLA (1'44.063)							
Lap	Seg.1	Seg.2	Seg.3	Seg.4	Lap Time	km/h	Local Time	Lap	Seg.1	Seg.2	Seg.3	Seg.4	Lap Time	km/h	Local Time
1							16:00'00.026	2	30.125	33.320	31.882	20.368	1'55.695P	192,5	16:01'55.721
3	21.992	32.724	31.729	20.227	1'46.672	250,0	16:03'42.393	4	21.440	32.927	31.509	20.234	1'46.110	247,1	16:05'28.503
5	21.207	32.806	31.689	20.181	1'45.883	248,3	16:07'14.386	6	21.191	32.681	31.602	20.178	1'45.652	251,2	16:09'00.038
7	30.240	33.466	31.437	20.288	1'55.431	250,0	16:10'55.469	8	20.918	32.825	31.737	20.125	1'45.605	251,7	16:12'41.074
9	21.062	32.443	31.513	20.257	1'45.275	251,7	16:14'26.349	10	21.615	35.659	31.437	20.243	1'48.954	249,4	16:16'15.303
11	21.060	32.365	31.304	20.092	1'44.821	251,2	16:18'00.124	12	27.423	34.149	32.659	7'59.854	9'34.085P	250,6	16:27'34.209
13	32.810	34.771	34.100	21.435	2'03.116P	118,2	16:29'37.325	14	21.259	32.327	31.271	20.035	1'44.892	241,1	16:31'22.217
15	20.878	32.250	31.010	20.002	1'44.140	250,6	16:33'06.357	16	21.083	32.308	31.018	19.962	1'44.371	251,2	16:34'50.728
17	20.928	32.232	31.405	20.024	1'44.589	250,0	16:36'35.317	18	33.280	32.512	31.368	19.992	1'57.152	250,6	16:38'32.469
19	20.679	32.033	31.315	20.036	1'44.063	255,9	16:40'16.532	20	20.810	32.312	31.209	20.023	1'44.354	252,9	16:42'00.886
21	27.264	35.258	33.640	1'38.762	3'14.924P	251,2	16:45'15.810								

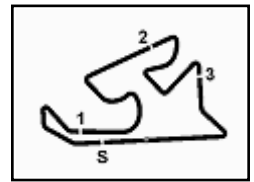
26°								24 L. TACCINI (1'43.901)							
Lap	Seg.1	Seg.2	Seg.3	Seg.4	Lap Time	km/h	Local Time	Lap	Seg.1	Seg.2	Seg.3	Seg.4	Lap Time	km/h	Local Time
1							16:00'06.119	2	27.852	33.456	31.668	20.169	1'53.145P	169,8	16:01'59.264
3	21.222	33.113	31.415	19.945	1'45.695	246,0	16:03'44.959	4	21.207	32.450	32.667	20.237	1'46.561C	247,7	16:05'31.520
5	21.173	32.352	30.984	20.084	1'44.593	246,0	16:07'16.113								

29°								42 S. FROSSARD (1'44.081)							
Lap	Seg.1	Seg.2	Seg.3	Seg.4	Lap Time	km/h	Local Time	Lap	Seg.1	Seg.2	Seg.3	Seg.4	Lap Time	km/h	Local Time
1							16:00'52.604	2	27.687	33.907	32.729	20.523	1'54.846P	188,5	16:02'47.450

20/08/2021 P = Pits In/Out - C = Lap Time Cancelled

These data/results cannot be reproduced, stored and/or transmitted in whole or in part by any manner of electronic, mechanical, photocopying, recording, broadcasting or otherwise now known or herein after developed without the previous express consent by the copyright owner, except for reproduction in daily press and regular printed publications on sale to the public within 60 days of the event related to those data/results and always provided that copyright symbol appears together as follows below.

© DORNA WSBK ORGANIZATION Srl 2021



Pirelli Navarra Round, 20-22 August 2021

Chronological Analysis Free Practice 2nd Session

3	21.438	33.179	31.741	20.446	1'46.804	250,0	16:04'34.254
4	21.587	32.948	34.954	20.562	1'50.051	238,9	16:06'24.305
5	21.229	32.825	31.879	20.633	1'46.566	249,4	16:08'10.871
6	22.605	33.120	31.582	20.303	1'47.610	249,4	16:09'58.481
7	21.099	32.769	31.695	20.233	1'45.796	247,7	16:11'44.277
8	20.940	32.481	31.227	20.297	1'44.945	249,4	16:13'29.222
9	21.043	32.539	31.995	20.278	1'45.855	251,7	16:15'15.077
10	21.196	33.176	33.083	5'21.392	6'48.847P	248,8	16:22'03.924
11	26.624	33.348	31.638	20.253	1'51.863P	194,2	16:23'55.787
12	21.033	32.580	31.357	20.195	1'45.165	250,6	16:25'40.952
13	20.698	32.428	31.517	20.186	1'44.829	252,3	16:27'25.781
14	20.773	32.528	31.254	20.047	1'44.602	251,7	16:29'10.383
15	20.759	32.976	31.127	20.176	1'45.038	251,7	16:30'55.421
16	20.868	32.275	31.365	20.047	1'44.555	250,6	16:32'39.976
17	20.820	32.251	30.930	20.152	1'44.153	253,5	16:34'24.129
18	20.736	32.263	31.004	20.078	1'44.081	251,2	16:36'08.210
19	20.690	32.339	31.082	20.025	1'44.136	252,9	16:37'52.346
20	20.811	32.307	30.962	20.084	1'44.164	251,2	16:39'36.510
21	20.878	38.433	37.845	20.165	1'57.321	250,0	16:41'33.831
22	20.857	32.864	35.428	21.375	1'50.524	252,9	16:43'24.355
23	20.942	32.281	30.978	20.030	1'44.231	255,3	16:45'08.586

30° 69 E. MONTERO HUERTA (1'44.591)

Lap	Seg.1	Seg.2	Seg.3	Seg.4	Lap Time	km/h	Local Time
1							16:00'04.763
2	34.050	34.477	32.644	21.049	2'02.220P	175,9	16:02'06.983
3	21.583	33.772	32.010	20.737	1'48.102	243,2	16:03'55.085
4	21.490	33.094	39.527	20.826	1'54.937	238,4	16:05'50.022
5	21.429	32.820	34.991	20.670	1'49.910	241,6	16:07'39.932
6	21.545	33.003	31.634	20.585	1'46.767	243,2	16:09'26.699
7	21.463	32.735	31.372	20.698	1'46.268	240,5	16:11'12.967
8	21.415	35.635	32.396	3'24.653	4'54.099P	241,1	16:16'07.066
9	38.361	33.222	31.426	20.580	2'03.589P	93,5	16:18'10.655
10	21.380	32.554	31.222	20.594	1'45.750	238,9	16:19'56.405
11	21.222	32.352	31.173	20.380	1'45.127	240,0	16:21'41.532
12	21.094	38.829	35.004	2'44.953	4'19.880P	240,5	16:26'01.412
13	32.883	33.937	35.182	20.530	2'02.532P	165,4	16:28'03.944
14	21.143	32.460	31.611	20.548	1'45.762	242,2	16:29'49.706
15	21.122	32.338	31.173	20.546	1'45.179	242,7	16:31'34.885
16	21.115	32.454	31.056	20.484	1'45.109	241,6	16:33'19.994
17	21.032	32.263	31.131	20.347	1'44.773	241,1	16:35'04.767
18	21.134	38.316	34.816	21.306	1'55.572	241,1	16:37'00.339
19	21.285	37.948	31.492	20.575	1'51.300	243,2	16:38'51.639
20	21.041	32.234	31.349	20.460	1'45.084	241,1	16:40'36.723
21	21.137	32.240	31.058	20.288	1'44.723	243,2	16:42'21.446
22	21.102	32.122	36.202	20.657	1'50.083	240,0	16:44'11.529
23	21.062	32.160	30.991	20.378	1'44.591	237,9	16:45'56.120

20/08/2021 P = Pits In/Out - C = Lap Time Cancelled

These data/results cannot be reproduced, stored and/or transmitted in whole or in part by any manner of electronic, mechanical, photocopying, recording, broadcasting or otherwise now known or herein after developed without the previous express consent by the copyright owner, except for reproduction in daily press and regular printed publications on sale to the public within 60 days of the event related to those data/results and always provided that copyright symbol appears together as follows below.

© DORNA WSBK ORGANIZATION Srl 2021