

Pirelli Navarra Round, 20-22 August 2021

Results Tissot Superpole

Circuito De Navarra 3.933 m

1 / 2

No.	Rider	Nat	Team	Bike	Class	Time	Gap	Rel.	Laps	Speed	
										Avg	Max
1	77 D. AEGERTER	SUI	Ten Kate Racing Yamaha	Yamaha YZF R6		1'39.924			9	141,696	253,5
2	81 M. GONZALEZ	ESP	Yamaha ParkinGo Team	Yamaha YZF R6		1'40.548	0.624	0.624	9	140,816	256,5
3	4 S. ODENDAAL	RSA	Evan Bros. WorldSSP Yamaha Team	Yamaha YZF R6		1'40.581	0.657	0.033	9	140,770	257,8
4	16 J. CLUZEL	FRA	GMT94 Yamaha	Yamaha YZF R6		1'40.622	0.698	0.041	10	140,713	257,1
5	29 L. BERNARDI	SMR	CM Racing	Yamaha YZF R6		1'40.712	0.788	0.090	9	140,587	255,3
6	94 F. CARICASULO	ITA	Biblion Iberica Yamaha Motoxrcing	Yamaha YZF R6		1'40.720	0.796	0.008	10	140,576	255,3
7	5 P. OETTL	GER	Kawasaki Puccetti Racing	Kawasaki ZX-6R		1'40.755	0.831	0.035	9	140,527	258,4
8	9 S. JESPERSEN	DEN	Kallio Racing	Yamaha YZF R6		1'40.977	1.053	0.222	10	140,218	264,1
9	72 B. GOMEZ	ESP	Yamaha MS Racing	Yamaha YZF R6		1'41.136	1.212	0.159	8	139,998	256,5
10	66 N. TUULI	FIN	MV Agusta Corse Clienti	MV Agusta F3 675		1'41.154	1.230	0.018	10	139,973	254,7
11	21 R. KRUMMENACHER	SUI	EAB Racing Team	Yamaha YZF R6		1'41.185	1.261	0.031	9	139,930	255,3
12	3 R. DE ROSA	ITA	Orelac Racing VerdNatura	Kawasaki ZX-6R		1'41.200	1.276	0.015	10	139,909	255,9
13	96 D. SANCHIS MARTINEZ	ESP	WRP Wepol Racing	Yamaha YZF R6		1'41.300	1.376	0.100	10	139,771	256,5
14	25 M. BRENNER	SUI	VFT Racing	Yamaha YZF R6		1'41.554	1.630	0.254	8	139,421	255,9
15	78 H. OKUBO	JPN	G.A.P. MOTOZOO Racing by Puccetti	Kawasaki ZX-6R	*	1'41.565	1.641	0.011	6	139,406	254,7
16	55 G. HENDRA PRATAMA	INA	Ten Kate Racing Yamaha	Yamaha YZF R6		1'41.593	1.669	0.028	11	139,368	258,4
17	22 F. FULIGNI	ITA	VFT Racing	Yamaha YZF R6		1'41.637	1.713	0.044	9	139,308	252,3
18	95 V. TAKALA	FIN	Kallio Racing	Yamaha YZF R6		1'41.643	1.719	0.006	10	139,299	262,8
19	17 O. GUTIERREZ IGLESIAS	ESP	Yamaha MS Racing	Yamaha YZF R6		1'41.649	1.725	0.006	10	139,291	257,1
20	71 C. BERGMAN	SWE	Wojcik Racing Team	Yamaha YZF R6		1'41.661	1.737	0.012	10	139,275	255,9
21	34 K. MANFREDI	ITA	Altogo Racing Team	Yamaha YZF R6	*	1'41.798	1.874	0.137	10	139,087	263,4
22	84 M. FABRIZIO	ITA	G.A.P. MOTOZOO Racing by Puccetti	Kawasaki ZX-6R		1'41.824	1.900	0.026	10	139,052	253,5
23	31 D. VALLE	ESP	GMT94 Yamaha	Yamaha YZF R6		1'41.831	1.907	0.007	11	139,042	257,8
24	61 C. ONCU	TUR	Kawasaki Puccetti Racing	Kawasaki ZX-6R		1'42.054	2.130	0.223	9	138,738	255,9
25	6 M. HERRERA	ESP	Biblion Iberica Yamaha Motoxrcing	Yamaha YZF R6	*	1'42.134	2.210	0.080	9	138,630	255,9
26	56 P. SEBESTYEN	HUN	Evan Bros. WorldSSP Yamaha Team	Yamaha YZF R6		1'42.325	2.401	0.191	8	138,371	255,9
27	42 S. FROSSARD	SUI	Moto Team Jura Vitesse	Yamaha YZF R6	*	1'42.412	2.488	0.087	11	138,253	257,1
28	2 L. MONTELLA	ITA	Chiodo Moto Racing	Yamaha YZF R6	*	1'42.428	2.504	0.016	10	138,232	255,3
29	24 L. TACCINI	ITA	Orelac Racing VerdNatura	Kawasaki ZX-6R	*	1'42.603	2.679	0.175	9	137,996	252,9
30	69 E. MONTERO HUERTA	ESP	DK Motorsport	Yamaha YZF R6	*	1'44.264	4.340	1.661	8	135,798	251,2

Qualifying Lap Time (107% of 1'39.924): **1'46.920**

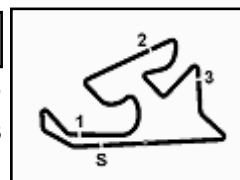
* WorldSSP Challenge

AIR	Humidity:	75%	Temp:	23°C
TRACK	Condition:	Dry	Temp:	28°C

Start 10:25 End 10:47 The results are provisional until the end of the time limit for protests and appeals and the completion of the technical checks.

These data/results cannot be reproduced, stored and/or transmitted in whole or in part by any manner of electronic, mechanical, photocopying, recording, broadcasting or otherwise now known or herein after developed without the previous express consent by the copyright owner, except for reproduction in daily press and regular printed publications on sale to the public within 60 days of the event related to those data/results and always provided that copyright symbol appears together as follows below.

© DORNA WSBK ORGANIZATION Srl 2021



Pirelli Navarra Round, 20-22 August 2021

Results Tissot Superpole

Circuito De Navarra 3.933 m

2 / 2

Session Highlights

Local Time	No. Rider	Description
10.25.00		Start
10.30.40	78 H. OKUBO	Crashed - Turn 12
10.31.28	78 H. OKUBO	Re-joined
10.42.13	69 E. MONTERO HUERTA	Crashed - Turn 8
10.44.57	71 C. BERGMAN	Lap Cancelled (1'42.898) - Art. 1.23.2 (Yellow Flag) - Turn 8
10.45.22	29 L. BERNARDI	Lap Cancelled (1'40.850) - Art. 1.23.2 (Yellow Flag) - Turn 8
10.45.43	21 R. KRUMMENACHER	Lap Cancelled (1'40.839) - Art. 1.23.2 (Yellow Flag) - Turn 8
10.46.00	56 P. SEBESTYEN	Lap Cancelled (1'41.299) - Art. 1.23.2 (Yellow Flag) - Turn 8
10.46.14	4 S. ODENDAAL	Lap Cancelled (1'43.880) - Art. 1.23.2 (Yellow Flag) - Turn 8
10.46.36	69 E. MONTERO HUERTA	Medical Centre
10.47.17		End Of Session

Fastest Laps Sequence

No.	Rider	Nat	Team	Bike	Local Time	Time	Gap	Avg
81	M. GONZALEZ	ESP	Yamaha ParkinGo Team	Yamaha YZF R6	10:28'35.442	1'41.211		139,894
4	S. ODENDAAL	RSA	Evan Bros. WorldSSP Yamaha Team	Yamaha YZF R6	10:29'37.092	1'41.126	-0.085	140,011
81	M. GONZALEZ	ESP	Yamaha ParkinGo Team	Yamaha YZF R6	10:30'16.208	1'40.766	-0.360	140,512
5	P. OETTL	GER	Kawasaki Puccetti Racing	Kawasaki ZX-6R	10:30'25.292	1'40.755	-0.011	140,527
16	J. CLUZEL	FRA	GMT94 Yamaha	Yamaha YZF R6	10:31'12.338	1'40.658	-0.097	140,662
77	D. AEGERTER	SUI	Ten Kate Racing Yamaha	Yamaha YZF R6	10:31'38.704	1'40.535	-0.123	140,835
77	D. AEGERTER	SUI	Ten Kate Racing Yamaha	Yamaha YZF R6	10:43'58.789	1'39.924	-0.611	141,696

Start 21/08/2021 10:25 End 10:47 The results are provisional until the end of the time limit for protests and appeals and the completion of the technical checks.

These data/results cannot be reproduced, stored and/or transmitted in whole or in part by any manner of electronic, mechanical, photocopying, recording, broadcasting or otherwise now known or herein after developed without the previous express consent by the copyright owner, except for reproduction in daily press and regular printed publications on sale to the public within 60 days of the event related to those data/results and always provided that copyright symbol appears together as follows below.

© DORNA WSBK ORGANIZATION Srl 2021

Pirelli Navarra Round, 20-22 August 2021

Best Sectors & Speed Tissot Superpole

Circuito De Navarra 3.933 m

BEST LAP		
1	77 D. AEGERTER	Yamaha YZF R6 1'39.924
2	81 M. GONZALEZ	Yamaha YZF R6 1'40.548
3	4 S. ODENDAAL	Yamaha YZF R6 1'40.581
4	16 J. CLUZEL	Yamaha YZF R6 1'40.622
5	29 L. BERNARDI	Yamaha YZF R6 1'40.712
6	94 F. CARICASULO	Yamaha YZF R6 1'40.720
7	5 P. OETTL	Kawasaki ZX-6R 1'40.755
8	9 S. JESPERSEN	Yamaha YZF R6 1'40.977
9	72 B. GOMEZ	Yamaha YZF R6 1'41.136
10	66 N. TUULI	MV Agusta F3 675 1'41.154
11	21 R. KRUMMENACHER	Yamaha YZF R6 1'41.185
12	3 R. DE ROSA	Kawasaki ZX-6R 1'41.200
13	96 D. SANCHIS MARTINEZ	Yamaha YZF R6 1'41.300
14	25 M. BRENNER	Yamaha YZF R6 1'41.554
15	78 H. OKUBO	Kawasaki ZX-6R 1'41.565
16	55 G. HENDRA PRATAMA	Yamaha YZF R6 1'41.593
17	22 F. FULIGNI	Yamaha YZF R6 1'41.637
18	95 V. TAKALA	Yamaha YZF R6 1'41.643
19	17 O. GUTIERREZ IGLESIAS	Yamaha YZF R6 1'41.649
20	71 C. BERGMAN	Yamaha YZF R6 1'41.661
21	34 K. MANFREDI	Yamaha YZF R6 1'41.798
22	84 M. FABRIZIO	Kawasaki ZX-6R 1'41.824
23	31 D. VALLE	Yamaha YZF R6 1'41.831
24	61 C. ONCU	Kawasaki ZX-6R 1'42.054
25	6 M. HERRERA	Yamaha YZF R6 1'42.134
26	56 P. SEBESTYEN	Yamaha YZF R6 1'42.325
27	42 S. FROSSARD	Yamaha YZF R6 1'42.412
28	2 L. MONTELLA	Yamaha YZF R6 1'42.428
29	24 L. TACCINI	Kawasaki ZX-6R 1'42.603
30	69 E. MONTERO HUERTA	Yamaha YZF R6 1'44.264

SPEED		
1	9 S. JESPERSEN	Yamaha YZF R6 264,1
2	34 K. MANFREDI	Yamaha YZF R6 263,4
3	95 V. TAKALA	Yamaha YZF R6 262,8
4	5 P. OETTL	Kawasaki ZX-6R 258,4
5	55 G. HENDRA PRATAMA	Yamaha YZF R6 258,4
6	4 S. ODENDAAL	Yamaha YZF R6 257,8
7	31 D. VALLE	Yamaha YZF R6 257,8
8	42 S. FROSSARD	Yamaha YZF R6 257,1
9	17 O. GUTIERREZ IGLESIAS	Yamaha YZF R6 257,1
10	16 J. CLUZEL	Yamaha YZF R6 257,1
11	72 B. GOMEZ	Yamaha YZF R6 256,5
12	81 M. GONZALEZ	Yamaha YZF R6 256,5
13	96 D. SANCHIS MARTINEZ	Yamaha YZF R6 256,5
14	71 C. BERGMAN	Yamaha YZF R6 255,9
15	56 P. SEBESTYEN	Yamaha YZF R6 255,9
16	6 M. HERRERA	Yamaha YZF R6 255,9
17	25 M. BRENNER	Yamaha YZF R6 255,9
18	3 R. DE ROSA	Kawasaki ZX-6R 255,9
19	61 C. ONCU	Kawasaki ZX-6R 255,9
20	94 F. CARICASULO	Yamaha YZF R6 255,3
21	29 L. BERNARDI	Yamaha YZF R6 255,3
22	21 R. KRUMMENACHER	Yamaha YZF R6 255,3
23	2 L. MONTELLA	Yamaha YZF R6 255,3
24	78 H. OKUBO	Kawasaki ZX-6R 254,7
25	66 N. TUULI	MV Agusta F3 675 254,7
26	84 M. FABRIZIO	Kawasaki ZX-6R 253,5
27	77 D. AEGERTER	Yamaha YZF R6 253,5
28	24 L. TACCINI	Kawasaki ZX-6R 252,9
29	22 F. FULIGNI	Yamaha YZF R6 252,3
30	69 E. MONTERO HUERTA	Yamaha YZF R6 251,2

SEG. 1	
1	77 D. AEGERTER 19.937
2	66 N. TUULI 20.059
3	72 B. GOMEZ 20.072
4	94 F. CARICASULO 20.099
5	9 S. JESPERSEN 20.106
6	29 L. BERNARDI 20.113
7	55 G. HENDRA PRATAMA 20.127
8	81 M. GONZALEZ 20.132
9	4 S. ODENDAAL 20.153
10	16 J. CLUZEL 20.184
11	5 P. OETTL 20.189
12	78 H. OKUBO 20.267
13	21 R. KRUMMENACHER 20.270
14	3 R. DE ROSA 20.299
15	17 O. GUTIERREZ IGLESIA 20.303
16	95 V. TAKALA 20.303
17	34 K. MANFREDI 20.310
18	71 C. BERGMAN 20.320
19	6 M. HERRERA 20.326
20	42 S. FROSSARD 20.367
21	25 M. BRENNER 20.385
22	22 F. FULIGNI 20.386
23	31 D. VALLE 20.402
24	24 L. TACCINI 20.409
25	61 C. ONCU 20.415
26	56 P. SEBESTYEN 20.419
27	84 M. FABRIZIO 20.460
28	2 L. MONTELLA 20.470
29	96 D. SANCHIS MARTINEZ 20.483
30	69 E. MONTERO HUERTA 20.804

SEG. 2	
1	77 D. AEGERTER 30.923
2	81 M. GONZALEZ 31.028
3	16 J. CLUZEL 31.106
4	72 B. GOMEZ 31.165
5	4 S. ODENDAAL 31.165
6	96 D. SANCHIS MARTINEZ 31.166
7	94 F. CARICASULO 31.178
8	9 S. JESPERSEN 31.192
9	5 P. OETTL 31.283
10	21 R. KRUMMENACHER 31.287
11	3 R. DE ROSA 31.291
12	66 N. TUULI 31.294
13	29 L. BERNARDI 31.299
14	17 O. GUTIERREZ IGLESIA 31.324
15	22 F. FULIGNI 31.325
16	25 M. BRENNER 31.369
17	56 P. SEBESTYEN 31.379
18	95 V. TAKALA 31.385
19	71 C. BERGMAN 31.388
20	31 D. VALLE 31.448
21	78 H. OKUBO 31.475
22	34 K. MANFREDI 31.490
23	84 M. FABRIZIO 31.532
24	55 G. HENDRA PRATAMA 31.548
25	61 C. ONCU 31.558
26	6 M. HERRERA 31.676
27	2 L. MONTELLA 31.698
28	24 L. TACCINI 31.769
29	42 S. FROSSARD 31.807
30	69 E. MONTERO HUERTA 32.039

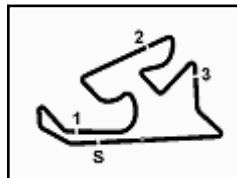
SEG. 3	
1	77 D. AEGERTER 29.564
2	81 M. GONZALEZ 29.592
3	94 F. CARICASULO 29.689
4	16 J. CLUZEL 29.706
5	29 L. BERNARDI 29.707
6	21 R. KRUMMENACHER 29.742
7	72 B. GOMEZ 29.807
8	4 S. ODENDAAL 29.834
9	96 D. SANCHIS MARTINEZ 29.857
10	66 N. TUULI 29.874
11	5 P. OETTL 29.889
12	3 R. DE ROSA 29.938
13	56 P. SEBESTYEN 29.940
14	9 S. JESPERSEN 29.976
15	95 V. TAKALA 29.998
16	25 M. BRENNER 30.006
17	61 C. ONCU 30.011
18	71 C. BERGMAN 30.055
19	22 F. FULIGNI 30.086
20	84 M. FABRIZIO 30.112
21	78 H. OKUBO 30.150
22	34 K. MANFREDI 30.166
23	31 D. VALLE 30.172
24	17 O. GUTIERREZ IGLESIA 30.236
25	55 G. HENDRA PRATAMA 30.279
26	6 M. HERRERA 30.379
27	42 S. FROSSARD 30.386
28	24 L. TACCINI 30.475
29	2 L. MONTELLA 30.499
30	69 E. MONTERO HUERTA 30.843

SEG. 4	
1	4 S. ODENDAAL 19.350
2	5 P. OETTL 19.394
3	77 D. AEGERTER 19.444
4	16 J. CLUZEL 19.455
5	9 S. JESPERSEN 19.488
6	29 L. BERNARDI 19.498
7	81 M. GONZALEZ 19.519
8	94 F. CARICASULO 19.525
9	21 R. KRUMMENACHER 19.548
10	22 F. FULIGNI 19.582
11	55 G. HENDRA PRATAMA 19.584
12	66 N. TUULI 19.606
13	3 R. DE ROSA 19.606
14	61 C. ONCU 19.607
15	31 D. VALLE 19.630
16	96 D. SANCHIS MARTINEZ 19.660
17	78 H. OKUBO 19.673
18	72 B. GOMEZ 19.692
19	42 S. FROSSARD 19.697
20	2 L. MONTELLA 19.699
21	56 P. SEBESTYEN 19.701
22	84 M. FABRIZIO 19.720
23	95 V. TAKALA 19.729
24	25 M. BRENNER 19.733
25	6 M. HERRERA 19.734
26	24 L. TACCINI 19.737
27	34 K. MANFREDI 19.748
28	71 C. BERGMAN 19.777
29	17 O. GUTIERREZ IGLESIA 19.778
30	69 E. MONTERO HUERTA 20.295

21/08/2021

These data/results cannot be reproduced, stored and/or transmitted in whole or in part by any manner of electronic, mechanical, photocopying, recording, broadcasting or otherwise now known or herein after developed without the previous express consent by the copyright owner, except for reproduction in daily press and regular printed publications on sale to the public within 60 days of the event related to those data/results and always provided that copyright symbol appears together as follows below.

© DORNA WSBK ORGANIZATION Srl 2021



Circuito De Navarra 3.933 m

Pirelli Navarra Round, 20-22 August 2021

Ideal Times Tissot Superspole

No.	Rider	Nat	Bike	Seg. 1	Seg. 2	Seg. 3	Seg. 4	Ideal Time		
				Diff. 1	Diff. 2	Diff. 3	Diff. 4	Best Lap	Pos.	Diff.
1	77 D. AEGERTER	SUI	Yamaha YZF R6	19.937 +0.049	30.923 +0.007	29.564	19.444	1'39.868 1'39.924	1	0.056
2	81 M. GONZALEZ	ESP	Yamaha YZF R6	20.132 +0.116	31.028	29.592	19.519 +0.161	1'40.271 1'40.548	2	0.277
3	16 J. CLUZEL	FRA	Yamaha YZF R6	20.184 +0.075	31.106 +0.096	29.706	19.455	1'40.451 1'40.622	4	0.171
4	94 F. CARICASULO	ITA	Yamaha YZF R6	20.099 +0.095	31.178 +0.093	29.689 +0.041	19.525	1'40.491 1'40.720	6	0.229
5	4 S. ODENDAAL	RSA	Yamaha YZF R6	20.153 +0.034	31.165	29.834	19.350 +0.045	1'40.502 1'40.581	3	0.079
6	29 L. BERNARDI	SMR	Yamaha YZF R6	20.113	31.299	29.707 +0.095	19.498	1'40.617 1'40.712	5	0.095
7	72 B. GOMEZ	ESP	Yamaha YZF R6	20.072 +0.344	31.165	29.807	19.692 +0.056	1'40.736 1'41.136	9	0.400
8	5 P. OETTL	GER	Kawasaki ZX-6R	20.189	31.283	29.889	19.394	1'40.755 1'40.755	7	
9	9 S. JESPERSEN	DEN	Yamaha YZF R6	20.106 +0.001	31.192	29.976 +0.214	19.488	1'40.762 1'40.977	8	0.215
10	66 N. TUULI	FIN	MV Agusta F3 675	20.059 +0.208	31.294 +0.090	29.874	19.606 +0.023	1'40.833 1'41.154	10	0.321
11	21 R. KRUMMENACHER	SUI	Yamaha YZF R6	20.270 +0.110	31.287 +0.095	29.742 +0.133	19.548	1'40.847 1'41.185	11	0.338
12	3 R. DE ROSA	ITA	Kawasaki ZX-6R	20.299	31.291 +0.063	29.938	19.606 +0.003	1'41.134 1'41.200	12	0.066
13	96 D. SANCHIS MARTINE	ESP	Yamaha YZF R6	20.483 +0.065	31.166 +0.069	29.857	19.660	1'41.166 1'41.300	13	0.134
14	22 F. FULIGNI	ITA	Yamaha YZF R6	20.386 +0.100	31.325	30.086 +0.039	19.582 +0.119	1'41.379 1'41.637	17	0.258
15	95 V. TAKALA	FIN	Yamaha YZF R6	20.303 +0.091	31.385 +0.091	29.998	19.729 +0.046	1'41.415 1'41.643	18	0.228
16	56 P. SEBESTYEN	HUN	Yamaha YZF R6	20.419 +0.152	31.379 +0.242	29.940 +0.223	19.701 +0.269	1'41.439 1'42.325	26	0.886
17	25 M. BRENNER	SUI	Yamaha YZF R6	20.385	31.369 +0.061	30.006	19.733	1'41.493 1'41.554	14	0.061
18	55 G. HENDRA PRATAMA	INA	Yamaha YZF R6	20.127	31.548	30.279 +0.055	19.584	1'41.538 1'41.593	16	0.055
19	71 C. BERGMAN	SWE	Yamaha YZF R6	20.320 +0.093	31.388	30.055	19.777 +0.028	1'41.540 1'41.661	20	0.121
20	78 H. OKUBO	JPN	Kawasaki ZX-6R	20.267	31.475	30.150	19.673	1'41.565 1'41.565	15	
21	61 C. ONCU	TUR	Kawasaki ZX-6R	20.415 +0.158	31.558 +0.065	30.011 +0.109	19.607 +0.131	1'41.591 1'42.054	24	0.463
22	17 O. GUTIERREZ IGLESI	ESP	Yamaha YZF R6	20.303	31.324	30.236 +0.003	19.778 +0.005	1'41.641 1'41.649	19	0.008
23	31 D. VALLE	ESP	Yamaha YZF R6	20.402 +0.071	31.448 +0.077	30.172	19.630 +0.031	1'41.652 1'41.831	23	0.179
24	34 K. MANFREDI	ITA	Yamaha YZF R6	20.310 +0.084	31.490	30.166	19.748	1'41.714 1'41.798	21	0.084
25	84 M. FABRIZIO	ITA	Kawasaki ZX-6R	20.460	31.532	30.112	19.720	1'41.824 1'41.824	22	
26	6 M. HERRERA	ESP	Yamaha YZF R6	20.326 +0.018	31.676	30.379	19.734 +0.001	1'42.115 1'42.134	25	0.019
27	42 S. FROSSARD	SUI	Yamaha YZF R6	20.367	31.807 +0.050	30.386 +0.105	19.697	1'42.257 1'42.412	27	0.155
28	2 L. MONTELLA	ITA	Yamaha YZF R6	20.470	31.698	30.499	19.699 +0.062	1'42.366 1'42.428	28	0.062
29	24 L. TACCINI	ITA	Kawasaki ZX-6R	20.409 +0.065	31.769 +0.092	30.475 +0.056	19.737	1'42.390 1'42.603	29	0.213
30	69 E. MONTERO HUERTA	ESP	Yamaha YZF R6	20.804 +0.101	32.039	30.843	20.295 +0.182	1'43.981 1'44.264	30	0.283
Overall Ideal Time				19.937	30.923	29.564	19.350	1'39.774		

21/08/2021

These data/results cannot be reproduced, stored and/or transmitted in whole or in part by any manner of electronic, mechanical, photocopying, recording, broadcasting or otherwise now known or herein after developed without the previous express consent by the copyright owner, except for reproduction in daily press and regular printed publications on sale to the public within 60 days of the event related to those data/results and always provided that copyright symbol appears together as follows below.

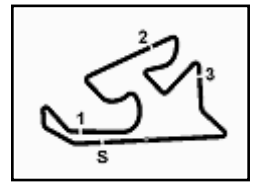
© DORNA WSBK ORGANIZATION Srl 2021

FICR PERUGIA TIMING


Official Tyre Supplier



Official Timekeeper



Pirelli Navarra Round, 20-22 August 2021 Chronological Analysis Tissot Superpole

1° 77 D. AEGERTER (1'39.924)							
Lap	Seg.1	Seg.2	Seg.3	Seg.4	Lap Time	km/h	Local Time
1							10:26'25.871
2	27.597	32.675	30.754	19.913	1'50.939P	181,5	10:28'16.810
3	20.158	31.451	30.067	19.683	1'41.359	251,2	10:29'58.169
4	20.089	31.165	29.687	19.594	1'40.535	252,3	10:31'38.704
5	20.305	31.119	29.848	19.623	1'40.895	252,3	10:33'19.599
6	20.061	31.178	29.803	19.599	1'40.641	251,7	10:35'00.240
7	20.219	31.216	29.845	4'07.876	5'29.156P	252,9	10:40'29.396
8	27.452	32.395	29.901	19.721	1'49.469P	192,2	10:42'18.865
9	19.986	30.930	29.564	19.444	1'39.924	247,7	10:43'58.789
10	19.937	30.923	29.631	19.565	1'40.056	253,5	10:45'38.845

8	20.345	31.424	29.707	19.623	1'41.099	254,1	10:41'40.730
9	20.166	31.336	29.798	19.550	1'40.850C	254,1	10:43'21.580
10	20.113	31.299	29.802	19.498	1'40.712	255,3	10:45'02.292

2° 81 M. GONZALEZ (1'40.548)							
Lap	Seg.1	Seg.2	Seg.3	Seg.4	Lap Time	km/h	Local Time
1							10:25'00.200
2	28.563	32.725	32.301	20.442	1'54.031P	191,8	10:26'54.231
3	20.454	31.238	29.903	19.616	1'41.211	249,4	10:28'35.442
4	20.258	31.157	29.719	19.632	1'40.766	251,7	10:30'16.208
5	20.294	31.149	29.740	19.519	1'40.702	256,5	10:31'56.910
6	20.274	32.459	31.999	4'45.207	6'09.939P	254,1	10:38'06.849
7	27.191	32.073	30.310	20.672	1'50.246P	188,8	10:39'57.095
8	20.248	31.028	29.592	19.680	1'40.548	253,5	10:41'37.643
9	20.132	31.115	30.176	1'37.293	2'58.716P	255,9	10:44'36.359
10	27.192	32.428	36.842	20.499	1'56.961P	183,4	10:46'33.320

6° 94 F. CARICASULO (1'40.720)							
Lap	Seg.1	Seg.2	Seg.3	Seg.4	Lap Time	km/h	Local Time
1							10:24'54.094
2	35.670	32.559	32.415	23.487	2'04.131P	172,8	10:26'58.225
3	20.259	31.285	31.044	22.563	1'45.151	248,3	10:28'43.376
4	20.099	31.181	29.975	19.988	1'41.243	255,3	10:30'24.619
5	20.480	33.344	30.885	4'08.969	5'33.678P	251,2	10:35'58.297
6	26.144	32.184	31.267	26.579	1'56.174P	179,1	10:37'54.471
7	20.623	31.262	29.922	19.662	1'41.469	252,3	10:39'35.940
8	20.308	31.178	29.689	19.571	1'40.746	255,3	10:41'16.686
9	22.534	34.044	31.928	20.043	1'48.549	253,5	10:43'05.235
10	20.243	31.338	29.744	19.758	1'41.083	253,5	10:44'46.318
11	20.194	31.271	29.730	19.525	1'40.720	255,3	10:46'27.038

3° 4 S. ODENDAAL (1'40.581)							
Lap	Seg.1	Seg.2	Seg.3	Seg.4	Lap Time	km/h	Local Time
1							10:26'06.329
2	26.338	32.650	31.053	19.596	1'49.637P	193,2	10:27'55.966
3	20.238	31.286	30.234	19.368	1'41.126	255,3	10:29'37.092
4	20.153	31.279	30.107	19.350	1'40.889	257,1	10:31'17.981
5	20.163	31.481	31.041	22.728	1'45.413	255,3	10:33'03.394
6	20.159	31.167	30.008	19.442	1'40.776	254,7	10:34'44.170
7	20.886	31.920	31.057	3'56.813	5'20.676P	254,7	10:40'04.846
8	26.310	31.953	30.422	19.541	1'48.226P	189,5	10:41'53.072
9	20.218	31.328	32.027	20.307	1'43.880C	257,8	10:43'36.952
10	20.187	31.165	29.834	19.395	1'40.581	256,5	10:45'17.533

7° 5 P. OETTL (1'40.755)							
Lap	Seg.1	Seg.2	Seg.3	Seg.4	Lap Time	km/h	Local Time
1							10:25'14.456
2	25.402	32.159	31.171	19.819	1'48.551P	201,9	10:27'03.007
3	20.376	31.395	30.291	19.468	1'41.530	258,4	10:28'44.537
4	20.189	31.283	29.889	19.394	1'40.755	258,4	10:30'25.292
5	20.228	31.990	32.875	19.550	1'44.643	255,9	10:32'09.935
6	20.269	31.730	30.332	19.920	1'42.251	254,7	10:33'52.186
7	26.437	33.006	31.724	4'51.973	6'23.140P	248,3	10:40'15.326
8	28.245	32.960	32.094	19.853	1'53.152P	197,8	10:42'08.478
9	20.254	31.451	29.954	19.445	1'41.104	255,3	10:43'49.582
10	20.281	33.987	30.543	19.918	1'44.729	254,1	10:45'34.311

4° 16 J. CLUZEL (1'40.622)							
Lap	Seg.1	Seg.2	Seg.3	Seg.4	Lap Time	km/h	Local Time
1							10:25'55.201
2	28.796	34.557	31.806	19.957	1'55.116P	168,8	10:27'50.317
3	20.466	31.534	29.840	19.523	1'41.363	252,3	10:29'31.680
4	20.348	31.127	29.712	19.471	1'40.658	254,1	10:31'12.338
5	20.184	31.392	31.132	3'03.409	4'26.117P	257,1	10:35'38.455
6	27.208	33.577	31.421	19.813	1'52.019P	187,2	10:37'30.474
7	20.285	31.186	29.768	19.511	1'40.750	252,3	10:39'11.224
8	20.259	31.202	29.706	19.455	1'40.622	255,9	10:40'51.846
9	20.235	31.106	29.837	19.481	1'40.659	257,1	10:42'32.505
10	23.695	32.657	34.341	19.736	1'50.429	247,1	10:44'22.934
11	20.343	31.212	29.924	19.620	1'41.099	255,9	10:46'04.033

8° 9 S. JESPERSEN (1'40.977)							
Lap	Seg.1	Seg.2	Seg.3	Seg.4	Lap Time	km/h	Local Time
1							10:25'04.674
2	27.424	32.473	31.123	20.368	1'51.388P	168,0	10:26'56.062
3	20.804	31.483	30.584	19.914	1'42.785	252,3	10:28'38.847
4	20.215	31.269	30.306	19.699	1'41.489	264,1	10:30'20.336
5	20.106	31.459	30.290	19.606	1'41.461	262,1	10:32'01.797
6	20.426	31.373	29.976	19.708	1'41.483	262,1	10:33'43.280
7	25.946	32.528	31.928	3'31.584	5'01.986P	258,4	10:38'45.266
8	26.001	31.616	30.206	19.549	1'47.372P	195,3	10:40'32.638
9	20.249	31.215	30.087	19.572	1'41.123	259,6	10:42'13.761
10	20.215	31.230	30.111	19.524	1'41.080	258,4	10:43'54.841
11	20.107	31.192	30.190	19.488	1'40.977	260,2	10:45'35.818

5° 29 L. BERNARDI (1'40.712)							
Lap	Seg.1	Seg.2	Seg.3	Seg.4	Lap Time	km/h	Local Time
1							10:25'32.483
2	33.132	44.280	41.113	20.954	2'19.479P	117,9	10:27'51.962
3	21.163	32.675	32.509	20.015	1'46.362	253,5	10:29'38.324
4	20.556	31.578	30.049	19.662	1'41.845	254,1	10:31'20.169
5	20.408	31.562	29.943	19.711	1'41.624	255,3	10:33'01.793
6	22.853	32.212	30.977	3'41.450	5'07.492P	252,9	10:38'09.285
7	27.334	32.696	30.557	19.759	1'50.346P	191,8	10:39'59.631

9° 72 B. GOMEZ (1'41.136)							
Lap	Seg.1	Seg.2	Seg.3	Seg.4	Lap Time	km/h	Local Time
1							10:24'55.097
2	35.200	32.558	32.176	20.819	2'00.753P	191,5	10:26'55.850
3	20.205	31.522	30.404	19.781	1'41.912	256,5	10:28'37.762
4	20.108	31.366	30.247	19.692	1'41.413	255,9	10:30'19.175
5	28.667	33.756	30.880	6'14.747	7'48.050P	252,9	10:38'07.225
6	26.940	32.124	30.373	20.441	1'49.878P	186,2	10:39'57.103
7	20.416	31.165	29.807	19.748	1'41.136	249,4	10:41'38.239
8	20.072	31.330	30.220	19.892	1'41.514	255,9	10:43'19.753
9	20.257	31.411	30.250	19.713	1'41.631	252,9	10:45'01.384

10° 66 N. TUULI (1'41.154)							
Lap	Seg.1	Seg.2	Seg.3	Seg.4	Lap Time	km/h	Local Time
1							10:25'41.541
2	29.308	33.951	32.939	20.254	1'56.452P	169,3	10:27'37.993
3	20.473	31.946	30.464	19.752	1'42.635	250,6	10:29'20.628

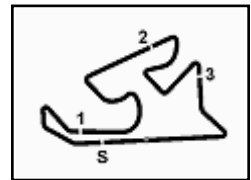
21/08/2021

P = Pits In/Out - C = Lap Time Cancelled

These data/results cannot be reproduced, stored and/or transmitted in whole or in part by any manner of electronic, mechanical, photocopying, recording, broadcasting or otherwise now known or herein after developed without the previous express consent by the copyright owner, except for reproduction in daily press and regular printed publications on sale to the public within 60 days of the event related to those data/results and always provided that copyright symbol appears together as follows below.

© DORNA WSBK ORGANIZATION Srl 2021





Pirelli Navarra Round, 20-22 August 2021 Chronological Analysis Tissot Superpole

Circuito De Navarra 3.933 m

2 / 4

4	20.373	31.575	30.215	19.664	1'41.827	250,6	10:31'02.455
5	20.267	31.384	29.874	19.629	1'41.154	251,7	10:32'43.609
6	25.163	32.305	31.252	3'02.196	4'30.916P	251,7	10:37'14.525
7	26.653	32.003	30.403	19.773	1'48.832P	185,9	10:39'03.357
8	21.598	33.657	30.590	19.606	1'45.451	252,9	10:40'48.808
9	20.059	31.294	33.568	20.275	1'45.196	253,5	10:42'34.004
10	20.844	33.231	31.720	19.625	1'45.420	254,7	10:44'19.424
11	22.883	33.709	31.208	19.743	1'47.543	252,9	10:46'06.967

15° 78 H. OKUBO (1'41.565)							
Lap	Seg.1	Seg.2	Seg.3	Seg.4	Lap Time	km/h	Local Time
1							10:25'07.127
2	29.792	35.560	31.379	19.992	1'56.723P	169,3	10:27'03.850
3	20.473	31.906	30.326	19.768	1'42.473	254,7	10:28'46.323
4	20.320	31.559			11'43.779P	254,7	10:40'30.102
5	27.315	32.611	30.435	19.945	1'50.306P	184,9	10:42'20.408
6	20.267	31.475	30.150	19.673	1'41.565	252,9	10:44'01.973
7	22.402	32.433	31.058	20.380	1'46.273	253,5	10:45'48.246

11° 21 R. KRUMMENACHER (1'41.185)							
Lap	Seg.1	Seg.2	Seg.3	Seg.4	Lap Time	km/h	Local Time
1							10:25'39.802
2	29.255	34.858	40.184	21.375	2'05.672P	165,4	10:27'45.474
3	20.465	31.563	30.047	19.696	1'41.771	250,6	10:29'27.245
4	20.563	31.304	30.133	19.787	1'41.787	251,2	10:31'09.032
5	20.334	31.447	29.867	19.751	1'41.399	250,6	10:32'50.431
6	24.150	32.426	33.714	3'35.341	5'05.631P	248,8	10:37'58.062
7	38.307	32.363	30.574	20.415	2'01.659P	87,2	10:39'57.721
8	22.210	33.546	30.163	19.779	1'45.698	255,3	10:41'43.419
9	20.270	31.287	29.742	19.540	1'40.839C	252,9	10:43'24.258
10	20.380	31.382	29.875	19.548	1'41.185	253,5	10:45'05.443

16° 55 G. HENDRA PRATAMA (1'41.593)							
Lap	Seg.1	Seg.2	Seg.3	Seg.4	Lap Time	km/h	Local Time
1							10:25'06.729
2	28.073	33.715	31.828	20.059	1'53.675P	184,9	10:27'00.404
3	20.491	32.155	30.781	20.018	1'43.445	255,9	10:28'43.849
4	20.380	31.699	30.666	19.609	1'42.354	257,1	10:30'26.203
5	20.382	39.282	31.367	19.868	1'50.899	258,4	10:32'17.102
6	20.380	31.860	30.714	19.786	1'42.740	255,9	10:33'59.842
7	21.740	32.095	31.032	1'41.774	3'06.641P	253,5	10:37'06.483
8	26.416	32.231	30.738	19.979	1'49.364P	196,0	10:38'55.847
9	20.211	31.639	30.279	19.712	1'41.841	251,2	10:40'37.688
10	20.293	31.762	30.441	19.725	1'42.221	255,3	10:42'19.909
11	20.127	31.548	30.334	19.584	1'41.593	254,7	10:44'01.502
12	20.191	34.955	31.981	19.977	1'47.104	255,9	10:45'48.606

12° 3 R. DE ROSA (1'41.200)							
Lap	Seg.1	Seg.2	Seg.3	Seg.4	Lap Time	km/h	Local Time
1							10:25'36.902
2	31.197	38.433	35.012	20.429	2'05.071P	154,1	10:27'41.973
3	20.712	31.718	30.253	19.643	1'42.326	248,8	10:29'24.299
4	21.867	34.432	30.707	19.752	1'46.758	255,3	10:31'11.057
5	20.443	31.542	30.199	19.850	1'42.034	254,1	10:32'53.091
6	20.435	31.506	30.037	19.784	1'41.762	253,5	10:34'34.853
7	22.080	33.801	31.814	3'03.816	4'31.511P	246,0	10:39'06.364
8	35.719	37.679	31.329	19.810	2'04.537P	109,6	10:41'10.901
9	20.299	31.354	29.938	19.609	1'41.200	252,9	10:42'52.101
10	20.381	42.154	33.678	19.987	1'56.200	251,7	10:44'48.301
11	20.376	31.291	30.012	19.606	1'41.285	255,9	10:46'29.586

17° 22 F. FULIGNI (1'41.637)							
Lap	Seg.1	Seg.2	Seg.3	Seg.4	Lap Time	km/h	Local Time
1							10:25'24.717
2	31.957	33.229	31.471	20.296	1'56.953P	128,1	10:27'21.670
3	20.757	32.379	31.229	20.292	1'44.657	250,6	10:29'06.327
4	20.514	31.446	30.633	19.756	1'42.349	250,0	10:30'48.676
5	21.179	32.171	31.073	20.170	1'44.593	242,2	10:32'33.269
6	20.486	31.325	30.125	19.701	1'41.637	251,2	10:34'14.906
7	20.487	31.850	30.461	4'10.223	5'33.021P	251,7	10:39'47.927
8	36.030	32.513	30.721	19.952	1'59.216P	83,3	10:41'47.143
9	20.561	31.528	30.121	19.638	1'41.848	251,7	10:43'28.991
10	20.386	31.664	30.086	19.582	1'41.718	252,3	10:45'10.709

13° 96 D. SANCHIS MARTINEZ (1'41.300)							
Lap	Seg.1	Seg.2	Seg.3	Seg.4	Lap Time	km/h	Local Time
1							10:24'57.141
2	33.477	33.099	31.629	20.460	1'58.665P	191,8	10:26'55.806
3	20.835	31.633	31.263	19.992	1'43.723	248,3	10:28'39.529
4	20.535	31.782	30.407	19.792	1'42.516	255,9	10:30'22.045
5	20.599	31.696	30.568	19.797	1'42.660	253,5	10:32'04.705
6	20.892	31.412	30.019	19.765	1'42.088	251,7	10:33'46.793
7	20.981	32.178	30.990	3'57.875	5'22.024P	251,7	10:39'08.817
8	26.809	31.939	30.185	19.892	1'48.825P	175,0	10:40'57.642
9	20.548	31.235	29.857	19.660	1'41.300	253,5	10:42'38.942
10	20.483	31.166	30.035	19.710	1'41.394	254,7	10:44'20.336
11	20.678	36.464	30.559	19.778	1'47.479	256,5	10:46'07.815

18° 95 V. TAKALA (1'41.643)							
Lap	Seg.1	Seg.2	Seg.3	Seg.4	Lap Time	km/h	Local Time
1							10:25'28.527
2	27.723	33.430	31.181	20.123	1'52.457P	162,4	10:27'20.984
3	21.060	32.077	30.962	20.007	1'44.106	250,0	10:29'05.090
4	20.748	31.965	30.821	19.901	1'43.435	253,5	10:30'48.525
5	20.636	31.664	30.441	19.816	1'42.557	254,1	10:32'31.082
6	20.628	31.669	31.302	3'22.779	4'46.378P	259,0	10:37'17.460
7	25.653	31.830	30.470	19.814	1'47.767P	196,7	10:39'05.227
8	20.421	31.506	30.104	19.729	1'41.760	260,2	10:40'46.987
9	20.394	31.476	29.998	19.775	1'41.643	257,8	10:42'28.630
10	20.392	31.492	30.139	19.779	1'41.802	257,1	10:44'10.432
11	20.303	31.385	30.319	19.811	1'41.818	262,8	10:45'52.250

14° 25 M. BRENNER (1'41.554)							
Lap	Seg.1	Seg.2	Seg.3	Seg.4	Lap Time	km/h	Local Time
1							10:25'45.807
2	27.176	33.221	31.640	20.368	1'52.405P	195,3	10:27'38.212
3	20.552	31.826	30.412	19.834	1'42.624	251,2	10:29'20.836
4	20.427	31.672	30.196	19.819	1'42.114	253,5	10:31'02.950
5	20.436	31.537	30.097	19.763	1'41.833	251,7	10:32'44.783
6	21.840	33.585	31.031	6'24.952	7'51.408P	250,6	10:40'36.191
7	25.721	32.511	31.000	20.034	1'49.266P	198,9	10:42'25.457
8	20.385	31.430	30.006	19.733	1'41.554	252,9	10:44'07.011
9	20.414	31.369	30.087	19.798	1'41.668	255,9	10:45'48.679

19° 17 O. GUTIERREZ IGLESIAS (1'41.649)							
Lap	Seg.1	Seg.2	Seg.3	Seg.4	Lap Time	km/h	Local Time
1							10:25'02.943
2	28.403	33.508	31.649	20.779	1'54.339P	184,3	10:26'57.282
3	20.603	31.765	31.407	20.676	1'44.451	254,7	10:28'41.733
4	20.460	31.544	30.366	19.813	1'42.183	253,5	10:30'23.916
5	20.454	31.484	30.257	19.859	1'42.054	257,1	10:32'05.970
6	21.988	33.043	33.288	3'40.464	5'08.783P	253,5	10:37'14.753
7	26.894	32.054	30.473	19.813	1'49.234P	187,8	10:39'03.987
8	20.303	31.324	30.239	19.783	1'41.649	255,9	10:40'45.636

21/08/2021 P = Pits In/Out - C = Lap Time Cancelled

These data/results cannot be reproduced, stored and/or transmitted in whole or in part by any manner of electronic, mechanical, photocopying, recording, broadcasting or otherwise now known or herein after developed without the previous express consent by the copyright owner, except for reproduction in daily press and regular printed publications on sale to the public within 60 days of the event related to those data/results and always provided that copyright symbol appears together as follows below.

© DORNA WSBK ORGANIZATION Srl 2021

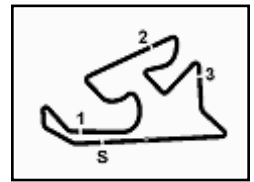
FICR PERUGIA TIMING



Official Tyre Supplier



Official Timekeeper



Pirelli Navarra Round, 20-22 August 2021

Chronological Analysis Tissot Superpole

9	20.458	31.405	30.236	19.778	1'41.877	252,9	10:42'27.513
10	20.501	31.518	30.378	19.903	1'42.300	253,5	10:44'09.813
11	20.483	31.499	30.275	19.847	1'42.104	254,1	10:45'51.917

24°		61 C. ONCU (1'42.054)					
Lap	Seg.1	Seg.2	Seg.3	Seg.4	Lap Time	km/h	Local Time
1							10:25'16.318
2	25.204	32.420	30.521	19.704	1'47.849P	201,1	10:27'04.167
3	20.559	31.793	30.349	19.903	1'42.604	255,9	10:28'46.771
4	20.573	31.623	30.120	19.738	1'42.054	255,3	10:30'28.825
5	20.645	31.661	30.132	19.772	1'42.210	252,9	10:32'11.035
6	20.503	31.558	30.212	19.814	1'42.087	254,1	10:33'53.122
7	21.200	32.031	31.061	4'58.256	6'22.548P	252,3	10:40'15.670
8	27.524	32.960	31.770	19.887	1'52.141P	201,9	10:42'07.811
9	20.645	32.175	30.011	19.607	1'42.438	248,8	10:43'50.249
10	20.415	35.449	30.681	19.772	1'46.317	252,3	10:45'36.566

20°		71 C. BERGMAN (1'41.661)					
Lap	Seg.1	Seg.2	Seg.3	Seg.4	Lap Time	km/h	Local Time
1							10:25'16.607
2	27.547	33.418	32.014	20.048	1'53.027P	189,5	10:27'09.634
3	20.886	31.891	30.699	19.891	1'43.367	251,7	10:28'53.001
4	20.517	31.847	30.671	19.976	1'43.011	254,1	10:30'36.012
5	20.447	31.744	30.291	19.840	1'42.322	253,5	10:32'18.334
6	20.596	32.119	31.123	4'18.232	5'42.070P	255,9	10:38'00.404
7	27.659	32.872	31.256	20.111	1'51.898P	185,6	10:39'52.302
8	20.413	31.388	30.055	19.805	1'41.661	252,3	10:41'33.963
9	20.501	31.501	30.777	20.119	1'42.898C	254,7	10:43'16.861
10	20.411	31.515	30.392	19.790	1'42.108	253,5	10:44'58.969
11	20.320	31.587	30.310	19.777	1'41.994	254,7	10:46'40.963

25°		6 M. HERRERA (1'42.134)					
Lap	Seg.1	Seg.2	Seg.3	Seg.4	Lap Time	km/h	Local Time
1							10:25'11.565
2	26.422	32.856	31.098	20.031	1'50.407P	188,2	10:27'01.972
3	20.690	31.997	30.891	19.828	1'43.406	247,1	10:28'45.378
4	20.468	32.094	34.501	20.184	1'47.247	248,8	10:30'32.625
5	20.752	32.055	30.804	19.906	1'43.517	252,3	10:32'16.142
6	20.648	37.385	35.552	5'10.136	6'43.721P	247,7	10:38'59.863
7	27.730	32.120	30.770	19.734	1'50.354P	184,6	10:40'50.217
8	20.344	31.676	30.379	19.735	1'42.134	255,9	10:42'32.351
9	20.326	31.678	30.395	19.801	1'42.200	253,5	10:44'14.551
10	20.382	31.746	30.545	19.799	1'42.472	250,6	10:45'57.023

21°		34 K. MANFREDI (1'41.798)					
Lap	Seg.1	Seg.2	Seg.3	Seg.4	Lap Time	km/h	Local Time
1							10:24'51.622
2	37.275	32.754	31.986	20.818	2'02.833P	193,5	10:26'54.455
3	20.496	31.557	30.211	19.858	1'42.122	252,3	10:28'36.577
4	20.516	32.451	31.470	19.870	1'44.307	253,5	10:30'20.884
5	20.310	31.904	30.673	19.851	1'42.738	263,4	10:32'03.622
6	22.586	33.035	32.033	21.073	1'48.727	260,2	10:33'52.349
7	20.883	32.462	31.921	4'00.777	5'26.043P	255,3	10:39'18.392
8	26.862	34.262	31.879	20.064	1'53.067P	135,8	10:41'11.459
9	20.812	32.692	37.112	23.411	1'54.027	262,1	10:43'05.486
10	20.394	31.490	30.166	19.748	1'41.798	257,1	10:44'47.284
11	20.379	31.698	30.802	20.966	1'43.845	261,5	10:46'31.129

26°		56 P. SEBESTYEN (1'42.325)					
Lap	Seg.1	Seg.2	Seg.3	Seg.4	Lap Time	km/h	Local Time
1							10:25'07.507
2	26.833	33.296	31.418	20.072	1'51.619P	183,7	10:26'59.126
3	20.721	31.993	30.402	19.941	1'43.057	253,5	10:28'42.183
4	20.571	31.621	30.163	19.970	1'42.325	255,9	10:30'24.508
5	20.497	32.296	30.337	19.763	1'42.893	252,9	10:32'07.401
6	25.117	32.294	31.429	6'31.801	8'00.641P	252,3	10:40'08.042
7	24.250	31.544	30.364	19.701	1'45.859P	202,6	10:41'53.901
8	20.419	31.379	29.940	19.561	1'41.299C	254,7	10:43'35.200
9	20.496	33.573	30.118	19.856	1'44.043	253,5	10:45'19.243

22°		84 M. FABRIZIO (1'41.824)					
Lap	Seg.1	Seg.2	Seg.3	Seg.4	Lap Time	km/h	Local Time
1							10:25'03.920
2	36.499	33.682	30.940	20.017	2'01.138P	106,0	10:27'05.058
3	20.881	31.901	30.465	19.738	1'42.985	251,7	10:28'48.043
4	20.694	31.775	30.252	19.910	1'42.631	253,5	10:30'30.674
5	20.920	32.236	31.429	22.538	1'47.123	250,0	10:32'17.797
6	20.598	31.878	30.451	19.852	1'42.779	252,3	10:34'00.576
7	21.350	32.223	31.006	3'42.062	5'06.641P	252,3	10:39'07.217
8	35.123	38.352	31.795	19.781	2'05.051P	86,1	10:41'12.268
9	20.604	33.040	37.456	23.198	1'54.298	252,9	10:43'06.566
10	20.501	31.618	30.112	19.780	1'42.011	251,7	10:44'48.577
11	20.460	31.532	30.112	19.720	1'41.824	252,3	10:46'30.401

27°		42 S. FROSSARD (1'42.412)					
Lap	Seg.1	Seg.2	Seg.3	Seg.4	Lap Time	km/h	Local Time
1							10:25'11.554
2	28.130	34.302	32.428	19.981	1'54.841P	173,4	10:27'06.395
3	20.799	32.277	31.263	19.922	1'44.261	254,1	10:28'50.656
4	20.622	32.157	30.922	19.835	1'43.536	257,1	10:30'34.192
5	20.724	32.250	32.433	19.986	1'45.393	254,7	10:32'19.585
6	20.791	32.062	30.757	19.868	1'43.478	254,1	10:34'03.063
7	20.820	31.957	30.885	1'56.736	3'20.398P	252,3	10:37'23.461
8	29.999	32.446	30.881	20.018	1'53.344P	93,3	10:39'16.805
9	20.680	32.227	30.713	19.943	1'43.563	252,3	10:41'00.368
10	20.506	32.165	30.386	19.867	1'42.924	252,3	10:42'43.292
11	20.693	31.807	30.413	19.752	1'42.665	255,9	10:44'25.957
12	20.367	31.857	30.491	19.697	1'42.412	254,1	10:46'08.369

23°		31 D. VALLE (1'41.831)					
Lap	Seg.1	Seg.2	Seg.3	Seg.4	Lap Time	km/h	Local Time
1							10:25'06.952
2	27.148	33.029	31.099	20.091	1'51.367P	193,5	10:26'58.319
3	20.826	31.682	30.433	19.884	1'42.825	237,9	10:28'41.144
4	20.669	31.553	30.252	19.630	1'42.104	256,5	10:30'23.248
5	24.322	35.554	31.701	1'57.814	3'29.391P	255,9	10:33'52.639
6	39.043	37.791	30.473	19.635	2'06.942P	107,7	10:35'59.581
7	20.473	31.525	30.172	19.661	1'41.831	251,7	10:37'41.412
8	20.568	31.549	30.189	19.744	1'42.050	256,5	10:39'23.462
9	21.516	36.287	33.356	19.987	1'51.146	256,5	10:41'14.608
10	20.402	31.448	30.386	19.793	1'42.029	256,5	10:42'56.637
11	20.879	31.763	36.855	20.791	1'50.288	255,3	10:44'46.925
12	20.526	31.565	30.545	19.765	1'42.401	257,8	10:46'29.326

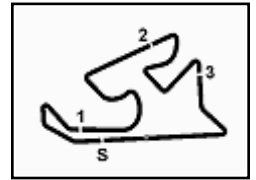
28°		2 L. MONTELLA (1'42.428)					
Lap	Seg.1	Seg.2	Seg.3	Seg.4	Lap Time	km/h	Local Time
1							10:25'37.291
2	29.894	38.121	32.775	20.515	2'01.305P	144,6	10:27'38.596
3	20.880	32.576	31.623	20.015	1'45.094	252,3	10:29'23.690
4	20.989	32.640	31.363	20.301	1'45.293	250,0	10:31'08.983
5	20.981	32.350	30.787	19.902	1'44.020	243,8	10:32'53.003
6	20.879	31.990	30.943	19.954	1'43.766	242,7	10:34'36.769
7	21.403	33.530	32.316	2'40.673	4'07.922P	251,2	10:38'44.691

21/08/2021 P = Pits In/Out - C = Lap Time Cancelled

These data/results cannot be reproduced, stored and/or transmitted in whole or in part by any manner of electronic, mechanical, photocopying, recording, broadcasting or otherwise now known or herein after developed without the previous express consent by the copyright owner, except for reproduction in daily press and regular printed publications on sale to the public within 60 days of the event related to those data/results and always provided that copyright symbol appears together as follows below.

© DORNA WSBK ORGANIZATION Srl 2021





Pirelli Navarra Round, 20-22 August 2021

Chronological Analysis Tissot Superpole

8	27.369	32.278	32.944	20.977	1'53.568P	185,2	10:40'38.259
9	20.556	31.925	30.583	19.699	1'42.763	252,3	10:42'21.022
10	20.470	31.698	30.499	19.761	1'42.428	255,3	10:44'03.450
11	20.583	31.892	30.752	19.879	1'43.106	254,1	10:45'46.556

29° 24 L. TACCINI (1'42.603)							
Lap	Seg.1	Seg.2	Seg.3	Seg.4	Lap Time	km/h	Local Time
1							10:25'01.766
2	27.718	32.667	32.378	20.489	1'53.252P	180,3	10:26'55.018
3	20.579	32.326	31.199	19.991	1'44.095	250,6	10:28'39.113
4	20.474	31.861	30.531	19.737	1'42.603	252,9	10:30'21.716
5	20.409	31.885	30.702	19.984	1'42.980	252,3	10:32'04.696
6	21.188	32.104	31.375	5'35.062	6'59.729P	250,6	10:39'04.425
7	31.717	40.067	35.018	20.104	2'06.906P	142,1	10:41'11.331
8	20.825	32.019	33.287	19.931	1'46.062	251,2	10:42'57.393
9	20.664	31.809	36.159	20.569	1'49.201	248,8	10:44'46.594
10	20.465	31.769	30.475	20.132	1'42.841	252,3	10:46'29.435

30° 69 E. MONTERO HUERTA (1'44.264)							
Lap	Seg.1	Seg.2	Seg.3	Seg.4	Lap Time	km/h	Local Time
1							10:24'58.745
2	33.885	35.111	33.283	20.903	2'03.182P	163,6	10:27'01.927
3	21.727	33.160	32.512	20.608	1'48.007	236,3	10:28'49.934
4	21.084	32.507	31.955	20.452	1'45.998	248,3	10:30'35.932
5	21.343	32.334	31.408	20.432	1'45.517	244,9	10:32'21.449
6	21.475	33.114	32.083	2'07.103	3'33.775P	248,8	10:35'55.224
7	27.358	32.330	31.293	20.295	1'51.276P	179,1	10:37'46.500
8	20.905	32.039	30.843	20.477	1'44.264	246,6	10:39'30.764
9	20.820	32.192	31.201	20.366	1'44.579	247,7	10:41'15.343

21/08/2021 P = Pits In/Out - C = Lap Time Cancelled

These data/results cannot be reproduced, stored and/or transmitted in whole or in part by any manner of electronic, mechanical, photocopying, recording, broadcasting or otherwise now known or herein after developed without the previous express consent by the copyright owner, except for reproduction in daily press and regular printed publications on sale to the public within 60 days of the event related to those data/results and always provided that copyright symbol appears together as follows below.

© DORNA WSBK ORGANIZATION Srl 2021

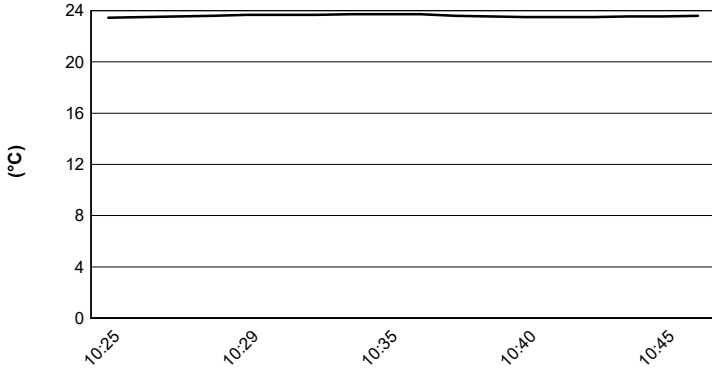
Pirelli Navarra Round, 20-22 August 2021

Weather Report Tissot Superpole

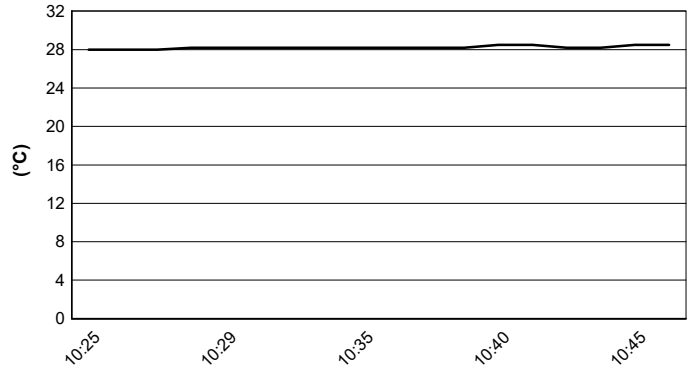
Session started 10:25 - Session ended 10:47

Circuito De Navarra 3.933 m

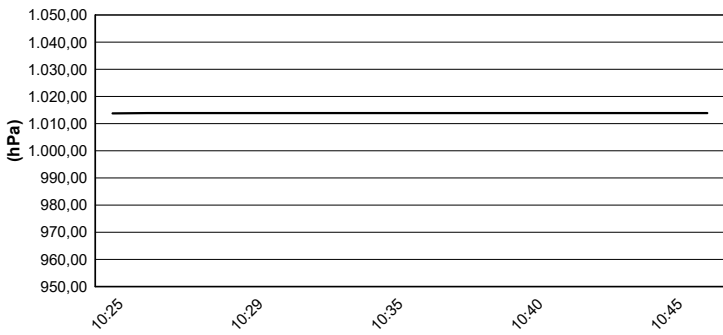
Air Temperature



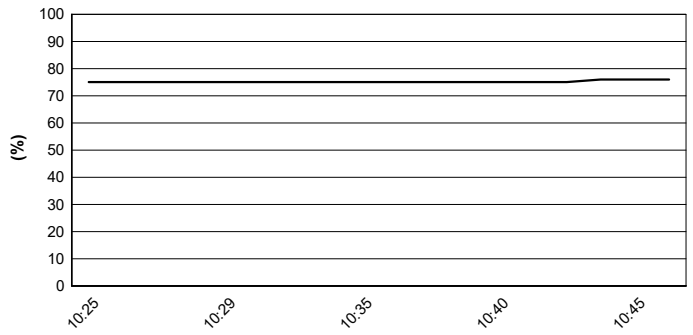
Track Temperature



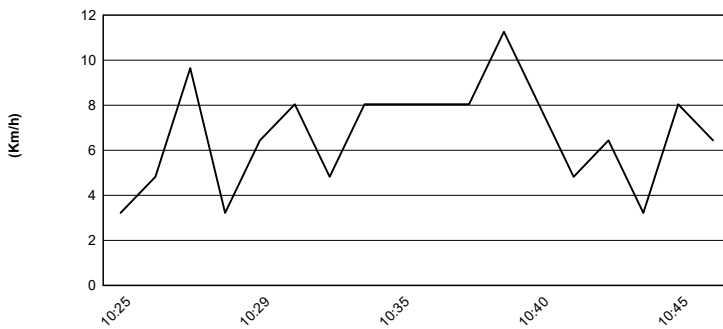
Air Pressure



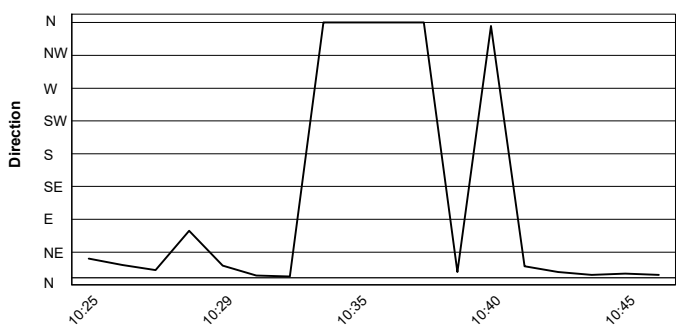
Humidity



Wind Speed



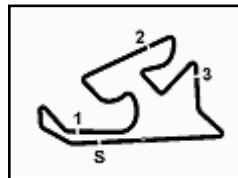
Wind Direction



21/08/2021

These data/results cannot be reproduced, stored and/or transmitted in whole or in part by any manner of electronic, mechanical, photocopying, recording, broadcasting or otherwise now known or herein after developed without the previous express consent by the copyright owner, except for reproduction in daily press and regular printed publications on sale to the public within 60 days of the event related to those data/results and always provided that copyright symbol appears together as follows below.

© DORNA WSBK ORGANIZATION Srl 2021



Pirelli Navarra Round, 20-22 August 2021

Superpole Ranking

	2018	2019	2020	2021
01 Aragon	Cortese (Ger) Yam 1'53.567 (160,9 Km/h)	Gradinger (Aut) Yam 1'53.972 (160,4 Km/h)	Locatelli (Ita) Yam 1'53.003 (161,7 Km/h)	Cluzel (Fra) Yam 1'52.937 (161,8 Km/h)
02 Estoril			Locatelli (Ita) Yam 1'39.520 (151,3 Km/h)	Caricasulo (Ita) Yam 1'39.973 (150,6 Km/h)
03 Misano	Caricasulo (Ita) Yam 1'37.694 (149,6 Km/h)	Mahias (Fra) Kaw 1'38.909 (147,8 Km/h)		Aegerter (Sui) Yam 1'37.726 (149,6 Km/h)
04 Assen	Cortese (Ger) Yam 1'37.799 (167,2 Km/h)	Krummenacher (Sui) Yam 1'38.010 (166,8 Km/h)		Aegerter (Sui) Yam 1'37.222 (168,2 Km/h)
05 Most				Gonzalez (Esp) Yam 1'35.213 (159,3 Km/h)
06 Navarra				Aegerter (Sui) Yam 1'39.924 (141,7 Km/h)
07 Magny-Cours	Caricasulo (Ita) Yam 1'40.416 (158,1 Km/h)	Smith (Gbr) Kaw 1'56.287 (136,6 Km/h)	Smith (Gbr) Yam 1'49.318 (145,3 Km/h)	
08 Barcelona			Locatelli (Ita) Yam 1'44.958 (158,7 Km/h)	
09 Jerez		Krummenacher (Sui) Yam 1'41.775 (156,5 Km/h)	Locatelli (Ita) Yam 1'42.214 (155,8 Km/h)	
10 Portimao	Mahias (Fra) Yam 1'44.588 (158,1 Km/h)	Caricasulo (Ita) Yam 1'44.220 (158,6 Km/h)	Locatelli (Ita) Yam 1'44.627 (158,0 Km/h)	
11 Villicum	Mahias (Fra) Yam 1'43.026 (149,4 Km/h)	Perolari (Fra) Yam 1'45.993 (145,2 Km/h)		
12 Mandalika				

2021

- 3 D. Aegerter
- 1 M. Gonzalez
- 1 F. Caricasulo
- 1 J. Cluzel

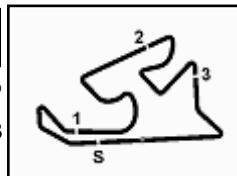
ALL TIMES

- | | | |
|-------------------|-------------------|-------------------|
| 34 K. Sofuoglu | 3 S. Cortese | 1 T. Gradinger |
| 22 S. Charpentier | 3 K. Curtain | 1 C. Jones |
| 22 J. Cluzel | 3 I. MacPherson | 1 C. Kellner |
| 17 B. Parkes | 3 A. Pitt | 1 B. MacLeod |
| 15 K. Muggeridge | 3 D. Salom | 1 F. Marino |
| 14 F. Foret | 3 R. Xaus | 1 M. Meregalli |
| 14 S. Lowes | 2 P. Bontempi | 1 S. Morais |
| 10 C. Crutchlow | 2 V. Guareschi | 1 C. Perolari |
| 9 F. Caricasulo | 2 M. Lagrive | 1 P. Riba |
| 8 L. Mahias | 2 J. Lascorz | 1 S. Sanna |
| 7 A. Locatelli | 2 M. Pirro | 1 L. Stapleford |
| 6 S. Chambon | 2 L. Scassa | 1 N. Tuuli |
| 6 E. Laverty | 2 K. Smith | 1 J. Vd Goorbergh |
| 5 P. Casoli | 2 J. Teuchert | 1 J. Whitham |
| 5 K. Fujiwara | 2 M. van der Mark | |
| 5 P. Jacobsen | 1 K. Coghlan | |
| 5 C. Vermeulen | 1 C. Davies | |
| 4 R. Krummenacher | 1 M. Fabrizio | |
| 3 D. Aegerter | 1 M. Gonzalez | |

21/08/2021

These data/results cannot be reproduced, stored and/or transmitted in whole or in part by any manner of electronic, mechanical, photocopying, recording, broadcasting or otherwise now known or herein after developed without the previous express consent by the copyright owner, except for reproduction in daily press and regular printed publications on sale to the public within 60 days of the event related to those data/results and always provided that copyright symbol appears together as follows below.

© DORNA WSBK ORGANIZATION Srl 2021



Pirelli Navarra Round, 20-22 August 2021

Tissot Superpole Award

Circuito De Navarra 3.933 m

	Points	Points From First	Points From Previous	May 23 ARAGON	May 30 ESTORIL	June 13 MISANO	July 25 ASSEN	August 8 MOST	August 22 NAVARRA	September 5 MAGNY-COURS	September 19 BARCELONA	September 26 JEREZ	October 3 PORTIMAO	October 17 VILLICUM	November 14 MANDALIKA					
1 AEGERTER Dominique (SUI)	55			5	5	12	12	9	12											
2 CLUZEL Jules (FRA)	39	16		12	6	6	3	6	6											
3 OETTL Philipp (GER)	36	19	3	7	9	3	7	7	3											
4 ODENDAAL Steven (RSA)	36	19	0	6	7	4	9	3	7											
5 GONZALEZ Manuel (ESP)	33	22	3			7	5	12	9											
6 CARICASULO Federico (ITA)	21	34	12	4	12		1		4											
7 BERNARDI Luca (SMR)	20	35	1		1	9		5	5											
8 SOOMER Hannes (EST)	15	40	5	2	2	5	6													
9 TUULI Niki (FIN)	14	41	1	9	3			2												
10 KRUMMENACHER Randy (SUI)	6	49	8			2	4													
11 DE ROSA Raffaele (ITA)	6	49	0		4		2													
12 DEBISE Valentin (FRA)	4	51	2					4												
13 ALCOBA Marc (ESP)	3	52	1	3																
14 JESPERSEN Simon (DEN)	2	53	1						2											
15 ONCU Can Alexander (TUR)	2	53	0			1		1												
16 GOMEZ Borja (ESP)	1	54	1						1											
17 BERGMAN Christoffer (SWE)	1	54	0	1																

21/08/2021 Odd points columns: Tissot Superpole Even points columns: Tissot Superpole Race

These data/results cannot be reproduced, stored and/or transmitted in whole or in part by any manner of electronic, mechanical, photocopying, recording, broadcasting or otherwise now known or herein after developed without the previous express consent by the copyright owner, except for reproduction in daily press and regular printed publications on sale to the public within 60 days of the event related to those data/results and always provided that copyright symbol appears together as follows below.

© DORNA WSBK ORGANIZATION Srl 2021