

Prosecco DOC Dutch Round, 23-25 July 2021 Chronological Analysis Race 1

TT Circuit Assen 4.542 m

Start at 14:00'24.121

1 / 4

1° 1 J. REA (1'34.877)							
Lap	Seg.1	Seg.2	Seg.3	Seg.4	Lap Time	km/h	Local Time
1		14.121	27.692	21.949	1'39.534	284,2	14:02'03.655
2	30.935	14.226	27.732	21.984	1'34.877	285,0	14:03'38.532
3	31.032	14.235	27.827	22.191	1'35.285	284,2	14:05'13.817
4	31.501	14.115	27.988	21.960	1'35.564	288,0	14:06'49.381
5	31.243	14.250	27.988	22.128	1'35.609	287,2	14:08'24.990
6	31.198	14.158	27.780	22.019	1'35.155	286,5	14:10'00.145
7	31.173	14.185	27.840	22.046	1'35.244	286,5	14:11'35.389
8	31.358	14.183	27.982	22.082	1'35.605	285,7	14:13'10.994
9	31.269	14.161	27.889	21.972	1'35.291	286,5	14:14'46.285
10	31.059	14.134	27.836	22.017	1'35.046	285,7	14:16'21.311
11	31.085	14.116	27.878	22.109	1'35.188	286,5	14:17'56.519
12	31.198	14.149	27.921	22.039	1'35.307	285,7	14:19'31.826
13	31.207	14.261	27.912	21.945	1'35.325	285,7	14:21'07.151
14	31.190	14.262	27.913	22.202	1'35.567	285,7	14:22'42.718
15	31.219	14.232	27.986	22.118	1'35.555	285,0	14:24'18.273
16	31.335	14.193	28.021	22.155	1'35.704	286,5	14:25'53.977
17	31.419	14.218	28.053	22.264	1'35.954	285,7	14:27'29.931
18	31.225	14.195	28.019	22.131	1'35.570	287,2	14:29'05.501
19	31.297	14.313	28.158	22.156	1'35.924	286,5	14:30'41.425

Last Passing Point I1 at 14:31'12.803

2° 45 S. REDDING (1'34.654)							
Lap	Seg.1	Seg.2	Seg.3	Seg.4	Lap Time	km/h	Local Time
1		14.478	27.802	21.962	1'40.622	279,8	14:02'04.743
2	31.093	13.991	27.725	21.845	1'34.654	291,9	14:03'39.397
3	31.268	14.008	27.702	21.839	1'34.817	290,3	14:05'14.214
4	31.312	14.082	27.889	22.030	1'35.313	291,9	14:06'49.527
5	31.330	14.251	28.055	22.142	1'35.778	292,7	14:08'25.305
6	31.262	14.254	27.914	21.867	1'35.297	290,3	14:10'00.602
7	31.345	14.006	27.786	21.903	1'35.040	291,9	14:11'35.642
8	31.481	14.082	27.914	21.963	1'35.440	292,7	14:13'11.082
9	31.385	14.007	27.935	22.039	1'35.366	293,5	14:14'46.448
10	31.284	14.048	27.832	22.007	1'35.171	289,5	14:16'21.619
11	31.792	14.319	28.231	22.104	1'36.446	290,3	14:17'58.065
12	31.414	14.076	27.898	21.948	1'35.336	292,7	14:19'33.401
13	31.505	14.124	27.927	22.016	1'35.572	291,1	14:21'08.973
14	31.393	14.180	27.952	22.193	1'35.718	289,5	14:22'44.691
15	31.371	14.276	28.067	22.109	1'35.823	291,1	14:24'20.514
16	31.541	14.306	28.242	21.990	1'36.079	293,5	14:25'56.593
17	31.416	14.153	27.881	22.121	1'35.571	289,5	14:27'32.164
18	31.542	14.170	28.087	22.218	1'36.017	289,5	14:29'08.181
19	31.707	14.199	28.143	22.250	1'36.299	288,8	14:30'44.480

Last Passing Point I1 at 14:31'16.115

3° 54 T. RAZGATLIOGLU (1'34.776)							
Lap	Seg.1	Seg.2	Seg.3	Seg.4	Lap Time	km/h	Local Time
1		14.200	27.753	21.855	1'39.928	285,0	14:02'04.049
2	31.015	14.136	27.714	21.911	1'34.776	286,5	14:03'38.825
3	31.076	14.129	27.747	22.110	1'35.062	285,7	14:05'13.887
4	31.262	14.206	27.966	21.970	1'35.404	284,2	14:06'49.291
5	31.247	14.583	27.925	22.100	1'35.855	284,2	14:08'25.146
6	31.289	14.240	27.874	21.901	1'35.304	287,2	14:10'00.450
7	31.220	14.109	27.860	21.865	1'35.054	286,5	14:11'35.504
8	31.500	14.455	27.945	21.928	1'35.828	287,2	14:13'11.332
9	31.411	14.144	27.875	21.952	1'35.382	287,2	14:14'46.714
10	31.281	14.240	27.836	21.922	1'35.279	285,7	14:16'21.993
11	31.330	14.493	28.024	22.047	1'35.894	284,2	14:17'57.887
12	31.190	14.211	27.921	21.800	1'35.122	286,5	14:19'33.009
13	31.307	14.466	27.971	21.978	1'35.722	284,2	14:21'08.731
14	31.391	14.268	27.980	22.052	1'35.691	284,2	14:22'44.422
15	31.479	14.328	28.068	22.045	1'35.920	284,2	14:24'20.342
16	31.579	14.492	28.381	21.998	1'36.450	285,7	14:25'56.792
17	31.605	14.299	28.060	21.997	1'35.961	287,2	14:27'32.753

Last Passing Point FL.1 at 14:31'00.582

4° 60 M. VAN DER MARK (1'34.854)							
Lap	Seg.1	Seg.2	Seg.3	Seg.4	Lap Time	km/h	Local Time
1		14.502	27.758	22.222	1'42.366	282,7	14:02'06.487
2	31.184	14.198	27.696	21.776	1'34.854	290,3	14:03'41.341
3	31.426	14.291	27.796	21.917	1'35.430	288,0	14:05'16.771
4	31.371	14.158	27.821	21.978	1'35.328	289,5	14:06'52.099
5	31.334	14.216	27.803	21.985	1'35.338	285,7	14:08'27.437
6	31.327	14.265	27.838	21.922	1'35.352	285,7	14:10'02.789
7	31.333	14.273	27.724	21.957	1'35.287	279,1	14:11'38.076
8	31.252	14.219	27.835	21.923	1'35.229	286,5	14:13'13.305
9	31.292	14.236	27.861	21.986	1'35.375	282,7	14:14'48.680
10	31.412	14.253	27.906	21.867	1'35.438	284,2	14:16'24.118
11	31.423	14.406	28.034	21.946	1'35.809	284,2	14:17'59.927
12	31.347	14.272	27.958	22.008	1'35.585	280,5	14:19'35.512
13	31.479	14.347	27.908	21.885	1'35.619	285,0	14:21'11.131
14	31.489	14.293	27.910	22.018	1'35.710	284,2	14:22'46.841
15	31.388	14.288	27.950	21.973	1'35.599	279,8	14:24'22.440
16	31.550	14.418	27.931	21.949	1'35.848	284,2	14:25'58.288
17	31.407	14.251	28.009	22.086	1'35.753	286,5	14:27'34.041
18	31.415	14.297	28.039	22.090	1'35.841	284,2	14:29'09.882
19	31.500	14.233	28.172	22.051	1'35.956	281,3	14:30'45.838

Last Passing Point FL.1 at 14:30'58.921

5° 55 A. LOCATELLI (1'35.452)							
Lap	Seg.1	Seg.2	Seg.3	Seg.4	Lap Time	km/h	Local Time
1		14.449	27.825	22.124	1'41.195	291,1	14:02'05.316
2	31.374	14.448	28.019	22.086	1'35.927	291,9	14:03'41.243
3	31.413	14.237	27.660	22.142	1'35.452	285,7	14:05'16.695
4	31.328	14.252	28.037	21.911	1'35.528	287,2	14:06'52.223
5	31.570	14.294	27.803	22.005	1'35.672	288,8	14:08'27.895
6	31.311	14.289	27.849	22.009	1'35.458	288,8	14:10'03.353
7	31.379	14.351	27.779	22.083	1'35.592	288,8	14:11'38.945
8	31.459	14.243	27.857	22.014	1'35.573	288,0	14:13'14.518
9	31.366	14.232	27.907	22.144	1'35.649	288,0	14:14'50.167
10	31.427	14.259	27.944	22.127	1'35.757	287,2	14:16'25.924
11	31.376	14.274	27.861	21.995	1'35.506	289,5	14:18'01.430
12	31.399	14.251	27.872	22.100	1'35.622	288,8	14:19'37.052
13	31.428	14.292	27.823	22.152	1'35.695	288,0	14:21'12.747
14	31.450	14.284	27.894	22.125	1'35.753	286,5	14:22'48.500
15	31.470	14.308	27.849	22.198	1'35.825	286,5	14:24'24.325
16	31.449	14.342	27.866	22.220	1'35.877	288,0	14:26'00.202
17	31.489	14.233	27.869	22.182	1'35.773	289,5	14:27'35.975
18	31.487	14.296	27.851	22.134	1'35.768	288,0	14:29'11.743
19	31.366	14.322	27.962	22.235	1'35.885	287,2	14:30'47.628

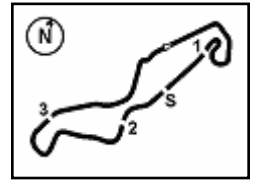
6° 31 G. GERLOFF (1'35.055)							
Lap	Seg.1	Seg.2	Seg.3	Seg.4	Lap Time	km/h	Local Time
1		14.898	27.769	22.566	1'43.086	276,9	14:02'07.207
2	31.893	14.215	27.811	22.282	1'36.201	291,1	14:03'43.408
3	31.151	14.220	27.690	21.994	1'35.055	286,5	14:05'18.463
4	31.521	14.210	27.785	22.001	1'35.517	287,2	14:06'53.980
5	32.359	14.281	27.832	21.980	1'36.452	284,2	14:08'30.432
6	31.473	14.326	27.852	22.191	1'35.842	286,5	14:10'06.274
7	31.331	14.212	27.669	21.969	1'35.181	287,2	14:11'41.455
8	31.410	14.323	27.999	22.063	1'35.795	288,8	14:13'17.250
9	31.331	14.207	27.991	22.036	1'35.565	288,8	14:14'52.815
10	31.577	14.385	28.289	22.192	1'36.443	282,0	14:16'29.258
11	31.215	14.257	27.874	22.264	1'35.610	286,5	14:18'04.868
12	31.420	14.184	27.752	22.199	1'35.555	288,0	14:19'40.423
13	31.344	14.185	27.805	22.092	1'35.426	286,5	14:21'15.849
14	31.328	14.284	27.776	22.488	1'35.876	285,7	14:22'51.725

24/07/2021

P = Pits In/Out - C = Lap Time Cancelled

These data/results cannot be reproduced, stored and/or transmitted in whole or in part by any manner of electronic, mechanical, photocopying, recording, broadcasting or otherwise now known or herein after developed without the previous express consent by the copyright owner, except for reproduction in daily press and regular printed publications on sale to the public within 60 days of the event related to those data/results and always provided that copyright symbol appears together as follows below.

© DORNA WSBK ORGANIZATION Srl 2021



Prosecco DOC Dutch Round, 23-25 July 2021 Chronological Analysis Race 1

TT Circuit Assen 4.542 m

Start at 14:00'24.121

2 / 4

15	31.382	14.294	27.770	22.245	1'35.691	288,0	14:24'27.416	12	31.345	14.288	27.977	22.117	1'35.727	289,5	14:19'45.088
16	31.499	14.253	27.791	22.077	1'35.620	284,2	14:26'03.036	13	31.263	14.219	27.935	22.137	1'35.554	289,5	14:21'20.642
17	31.389	14.201	27.747	22.169	1'35.506	288,0	14:27'38.542	14	31.711	14.206	28.094	22.289	1'36.300	288,0	14:22'56.942
18	31.320	14.315	27.815	22.208	1'35.658	285,7	14:29'14.200	15	31.373	14.211	28.172	22.301	1'36.057	288,8	14:24'32.999
19	31.334	14.258	27.667	21.948	1'35.207	287,2	14:30'49.407	16	31.487	14.307	28.157	22.565	1'36.516	288,0	14:26'09.515

Last Passing Point FL.1 at 14:31'02.344

7° 66 T. SYKES (1'35.562)							
Lap	Seg.1	Seg.2	Seg.3	Seg.4	Lap Time	km/h	Local Time
1		14.520	27.810	22.440	1'43.138	288,8	14:02'07.259
2	31.940	14.233	28.207	22.179	1'36.559	279,1	14:03'43.818
3	31.711	14.402	27.893	21.882	1'35.888	284,2	14:05'19.706
4	31.368	14.192	27.929	22.081	1'35.570	288,0	14:06'55.276
5	31.469	14.301	27.966	21.904	1'35.640	288,0	14:08'30.916
6	31.394	14.271	27.999	21.999	1'35.663	288,8	14:10'06.579
7	31.570	14.273	27.924	23.346	1'37.113	288,0	14:11'43.692
8	31.547	14.257	28.058	22.078	1'35.940	288,0	14:13'19.632
9	31.354	14.187	28.073	21.948	1'35.562	288,0	14:14'55.194
10	31.626	14.175	27.986	22.118	1'35.905	287,2	14:16'31.099
11	31.417	14.172	28.082	22.028	1'35.699	288,8	14:18'06.798
12	31.509	14.129	28.112	21.882	1'35.632	289,5	14:19'42.430
13	31.541	14.174	28.009	21.892	1'35.616	287,2	14:21'18.046
14	31.417	14.117	28.047	22.157	1'35.738	287,2	14:22'53.784
15	31.494	14.211	28.087	22.029	1'35.821	286,5	14:24'29.605
16	31.482	14.228	27.919	21.979	1'35.608	287,2	14:26'05.213
17	31.595	14.181	27.883	21.905	1'35.564	283,5	14:27'40.777
18	31.431	14.203	28.011	22.230	1'35.875	288,0	14:29'16.652
19	31.500	14.241	28.049	22.031	1'35.821	288,0	14:30'52.473

Last Passing Point FL.1 at 14:31'05.625

8° 91 L. HASLAM (1'35.617)							
Lap	Seg.1	Seg.2	Seg.3	Seg.4	Lap Time	km/h	Local Time
1		14.491	27.883	22.071	1'41.364	290,3	14:02'05.485
2	31.480	14.332	28.030	22.429	1'36.271	291,9	14:03'41.756
3	31.533	14.191	27.951	22.166	1'35.841	291,1	14:05'17.597
4	31.602	14.192	27.920	21.982	1'35.696	290,3	14:06'53.293
5	31.655	14.279	28.058	21.936	1'35.928	290,3	14:08'29.221
6	31.503	14.179	27.940	21.995	1'35.617	290,3	14:10'04.838
7	31.813	14.275	28.035	21.947	1'36.070	290,3	14:11'40.908
8	31.513	14.234	27.981	22.162	1'35.890	289,5	14:13'16.798
9	31.512	14.274	28.033	21.948	1'35.767	288,8	14:14'52.565
10	31.849	14.270	28.270	22.450	1'36.839	287,2	14:16'29.404
11	31.565	14.222	27.945	22.119	1'35.851	291,1	14:18'05.255
12	31.596	14.211	28.156	22.057	1'36.020	289,5	14:19'41.275
13	31.615	14.236	28.065	22.057	1'35.973	283,5	14:21'17.248
14	31.715	14.307	28.134	22.338	1'36.494	287,2	14:22'53.742
15	32.415	14.315	28.196	21.998	1'36.924	288,8	14:24'30.666
16	31.700	14.253	28.136	22.124	1'36.213	288,8	14:26'06.879
17	31.736	14.302	28.145	22.238	1'36.421	290,3	14:27'43.300
18	31.842	14.284	28.042	22.084	1'36.252	289,5	14:29'19.552
19	31.738	14.448	28.238	22.352	1'36.776	288,0	14:30'56.328

Last Passing Point FL.1 at 14:31'09.388

9° 7 C. DAVIES (1'35.447)							
Lap	Seg.1	Seg.2	Seg.3	Seg.4	Lap Time	km/h	Local Time
1		14.915	28.462	22.739	1'45.057	279,1	14:02'09.178
2	31.859	14.424	27.891	22.043	1'36.217	289,5	14:03'45.395
3	31.299	14.120	28.331	22.371	1'36.121	294,3	14:05'21.516
4	31.846	14.327	28.100	22.367	1'36.640	293,5	14:06'58.156
5	31.437	14.287	28.050	22.221	1'35.995	291,9	14:08'34.151
6	31.322	14.239	27.826	22.060	1'35.447	288,8	14:10'09.598
7	31.710	14.211	28.017	22.181	1'36.119	288,8	14:11'45.717
8	31.738	14.217	28.054	22.232	1'36.241	287,2	14:13'21.958
9	31.215	14.324	28.111	22.232	1'35.882	289,5	14:14'57.840
10	31.346	14.215	27.964	22.126	1'35.651	290,3	14:16'33.491
11	31.370	14.198	27.933	22.369	1'35.870	291,1	14:18'09.361

10° 47 A. BASSANI (1'35.747)							
Lap	Seg.1	Seg.2	Seg.3	Seg.4	Lap Time	km/h	Local Time
1		14.368	27.958	23.148	1'42.810	291,9	14:02'06.931
2	31.963	14.591	27.843	22.502	1'36.899	287,2	14:03'43.830
3	32.008	14.358	27.996	22.757	1'37.119	292,7	14:05'20.949
4	31.693	14.232	27.883	22.263	1'36.071	291,1	14:06'57.020
5	31.676	14.359	27.991	22.209	1'36.235	290,3	14:08'33.255
6	31.665	14.330	27.946	22.319	1'36.260	288,8	14:10'09.515
7	31.911	14.328	27.908	22.672	1'36.819	288,8	14:11'46.334
8	31.647	14.259	27.887	22.016	1'35.809	289,5	14:13'22.143
9	31.583	14.163	27.946	22.055	1'35.747	290,3	14:14'57.890
10	31.716	14.197	27.780	22.159	1'35.852	291,1	14:16'33.742
11	31.653	14.204	27.863	22.192	1'35.912	293,5	14:18'09.654
12	31.640	14.267	27.800	22.095	1'35.802	291,1	14:19'45.456
13	31.576	14.243	27.803	22.457	1'36.079	289,5	14:21'21.535
14	31.602	14.204	27.786	22.308	1'35.900	287,2	14:22'57.435
15	31.694	14.278	28.033	22.245	1'36.250	289,5	14:24'33.685
16	31.684	14.272	28.026	22.304	1'36.286	289,5	14:26'09.971
17	31.712	14.171	28.046	22.424	1'36.353	292,7	14:27'46.324
18	31.978	14.261	28.061	22.521	1'36.821	291,9	14:29'23.145
19	32.025	14.427	28.315	22.485	1'37.252	290,3	14:31'00.397

Last Passing Point FL.1 at 14:31'13.674

11° 32 I. VINALES (1'36.495)							
Lap	Seg.1	Seg.2	Seg.3	Seg.4	Lap Time	km/h	Local Time
1		14.934	28.257	23.005	1'45.048	282,0	14:02'09.169
2	31.980	14.679	28.272	22.606	1'37.537	285,7	14:03'46.706
3	31.674	14.690	28.203	22.516	1'37.083	279,8	14:05'23.789
4	31.568	14.544	28.141	22.368	1'36.621	283,5	14:07'00.410
5	31.701	14.630	28.002	22.425	1'36.758	283,5	14:08'37.168
6	31.653	14.579	27.998	22.855	1'37.085	280,5	14:10'14.253
7	31.638	14.608	28.129	22.452	1'36.827	284,2	14:11'51.080
8	31.574	14.631	28.184	22.476	1'36.865	280,5	14:13'27.945
9	31.558	14.559	28.077	22.464	1'36.658	282,0	14:15'04.603
10	31.693	14.571	27.979	22.374	1'36.617	282,0	14:16'41.220
11	31.530	14.547	29.083	22.524	1'37.684	282,0	14:18'18.904
12	31.600	14.630	27.977	22.288	1'36.495	284,2	14:19'55.399
13	31.636	15.061	27.969	22.520	1'37.186	279,8	14:21'32.585
14	31.657	14.649	28.094	22.602	1'37.002	283,5	14:23'09.587
15	31.732	14.541	28.052	22.503	1'36.828	283,5	14:24'46.415
16	31.846	14.532	28.078	22.563	1'37.019	285,0	14:26'23.434
17	31.796	14.545	28.082	22.496	1'36.919	282,7	14:28'00.353
18	31.839	14.531	28.100	22.430	1'36.900	283,5	14:29'37.253
19	31.957	14.691	28.270	22.498	1'37.416	279,1	14:31'14.669

Last Passing Point FL at 14:31'14.669

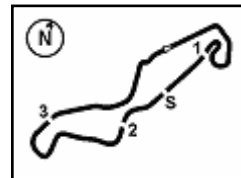
12° 36 L. MERCADO (1'36.675)							
Lap	Seg.1	Seg.2	Seg.3	Seg.4	Lap Time	km/h	Local Time
1		14.692	27.847	22.285	1'43.338	286,5	14:02'07.459
2	32.024	14.378	28.001	22.272	1'36.675	289,5	14:03'44.134
3	31.955	14.378	28.051	22.463	1'36.847	287,2	14:05'20.981
4	31.978	14.414	28.049	22.258	1'36.699	286,5	14:06'57.680
5	31.668	14.439	28.255	22.321	1'36.683	286,5	14:08'34.363
6	31.698	14.553	28.239	22.275	1'36.765	282,7	14:10'11.128
7	31.876	14.462	28.259	22.352	1'36.949	282,7	14:11'48.077
8	31.780	14.465	28.321	22.508	1'37.074	278,4	14:13'25.151

24/07/2021

P = Pits In/Out - C = Lap Time Cancelled

These data/results cannot be reproduced, stored and/or transmitted in whole or in part by any manner of electronic, mechanical, photocopying, recording, broadcasting or otherwise now known or herein after developed without the previous express consent by the copyright owner, except for reproduction in daily press and regular printed publications on sale to the public within 60 days of the event related to those data/results and always provided that copyright symbol appears together as follows below.

© DORNA WSBK ORGANIZATION Srl 2021



Prosecco DOC Dutch Round, 23-25 July 2021 Chronological Analysis Race 1

TT Circuit Assen 4.542 m

Start at 14:00'24.121

3 / 4

Lap	Seg.1	Seg.2	Seg.3	Seg.4	Lap Time	km/h	Local Time	RET	Seg.1	Seg.2	Seg.3	Seg.4	Lap Time	km/h	Local Time
9	31.717	14.485	28.288	22.351	1'36.841	280,5	14:15'01.992	8	31.380	14.219	27.962	22.074	1'35.635	288,0	14:13'15.895
10	31.735	14.511	28.188	22.301	1'36.735	282,0	14:16'38.727	9	31.324	14.234	27.937	21.982	1'35.477	286,5	14:14'51.372
11	32.051	14.630	28.236	22.730	1'37.647	282,7	14:18'16.374	10	31.292	14.253	27.934	22.074	1'35.553	286,5	14:16'26.925
12	32.055	14.921	28.344	22.644	1'37.964	282,7	14:19'54.338	11	31.396	14.297	27.948	22.133	1'35.774	287,2	14:18'02.699
13	31.973	14.467	28.122	22.732	1'37.294	282,7	14:21'31.632	12	31.568	14.331	27.962	22.162	1'36.023	286,5	14:19'38.722
14	31.955	14.443	28.101	22.753	1'37.252	283,5	14:23'08.884	13	31.471	14.390	28.090	22.136	1'36.087	286,5	14:21'14.809
15	32.135	14.466	28.099	22.603	1'37.303	283,5	14:24'46.187	14	31.371	14.330	27.987	22.246	1'35.934	285,7	14:22'50.743
16	31.891	14.513	28.208	22.427	1'37.039	283,5	14:26'23.226	15	31.978	14.360	27.945	22.246	1'36.529	285,7	14:24'27.272
17	31.797	14.516	28.222	22.514	1'37.049	280,5	14:28'00.275	16	31.738	14.511	28.190	22.292	1'36.731	285,0	14:26'04.003
18	31.700	14.568	28.205	22.700	1'37.173	278,4	14:29'37.448	17	31.527	14.265	27.935	22.250	1'35.977	288,0	14:27'39.980
19	32.058	14.575	28.208	22.598	1'37.439	285,0	14:31'14.887	18	31.437	14.355	28.071	22.257	1'36.120	287,2	14:29'16.100

Last Passing Point FL at 14:31'14.887

Last Passing Point SPD at 14:29'52.485

13° 84 L. CRESSON (1'37.765)							
Lap	Seg.1	Seg.2	Seg.3	Seg.4	Lap Time	km/h	Local Time
1		15.005	28.630	22.804	1'45.558	282,0	14:02'09.679
2	32.024	14.835	28.714	22.606	1'38.179	282,0	14:03'47.858
3	32.235	14.643	28.529	22.934	1'38.341	278,4	14:05'26.199
4	32.315	14.685	28.620	22.618	1'38.238	272,0	14:07'04.437
5	32.145	14.694	28.357	22.569	1'37.765	276,2	14:08'42.202
6	32.118	14.654	28.490	22.544	1'37.806	275,5	14:10'20.008
7	32.228	14.599	28.624	22.885	1'38.336	275,5	14:11'58.344
8	32.155	14.716	28.506	22.677	1'38.054	277,6	14:13'36.398
9	32.141	14.682	28.583	22.726	1'38.132	271,4	14:15'14.530
10	32.504	14.737	28.467	23.099	1'38.807	278,4	14:16'53.337
11	32.275	14.655	28.554	23.093	1'38.577	282,0	14:18'31.914
12	32.310	14.767	28.531	22.724	1'38.332	276,2	14:20'10.246
13	32.292	14.752	28.535	23.263	1'38.842	274,1	14:21'49.088
14	32.333	14.775	28.426	23.094	1'38.628	275,5	14:23'27.716
15	32.606	15.222	28.710	23.205	1'39.743	261,5	14:25'07.459
16	32.389	14.885	28.677	22.928	1'38.879	272,7	14:26'46.338
17	32.366	14.909	28.618	23.046	1'38.939	273,4	14:28'25.277
18	32.258	14.884	28.623	23.018	1'38.783	272,7	14:30'04.060

Last Passing Point I2.1 at 14:31'12.645

RET 53 T. RABAT (1'36.486)							
Lap	Seg.1	Seg.2	Seg.3	Seg.4	Lap Time	km/h	Local Time
1		14.681	28.436	22.325	1'44.177	290,3	14:02'08.298
2	31.727	14.406	28.056	22.297	1'36.486	291,1	14:03'44.784
3	31.710	14.326	28.155	22.471	1'36.662	292,7	14:05'21.446
4	32.145	14.340	28.287	22.498	1'37.270	295,9	14:06'58.716
5	31.767	14.442	28.157	22.205	1'36.571	287,2	14:08'35.287
6	31.888	14.563	28.165	22.524	1'37.140	285,0	14:10'12.427
7	31.908	14.468	28.330	22.467	1'37.173	292,7	14:11'49.600
8	31.753	14.354	28.231	22.495	1'36.833	291,9	14:13'26.433
9	31.786	14.392	28.164	22.178	1'36.520	290,3	14:15'02.953
10	31.778	14.344	28.238	22.400	1'36.760	291,9	14:16'39.713
11	31.734	14.423	28.170	22.553	1'36.880	291,9	14:18'16.593
12	31.986	14.636	28.412	22.634	1'37.668	291,1	14:19'54.261
13	31.759	14.470	28.295	22.786	1'37.310	288,8	14:21'31.571
14	31.745	14.408	28.349	22.717	1'37.219	284,2	14:23'08.790
15	31.858	14.435	28.304	22.588	1'37.185	287,2	14:24'45.975
16	31.747	14.520	35.005	36.672	1'57.944P	288,8	14:26'43.919

Last Passing Point FL at 14:26'43.919

14° 9 A. MANTOVANI (1'37.989)							
Lap	Seg.1	Seg.2	Seg.3	Seg.4	Lap Time	km/h	Local Time
1		14.964	28.349	22.841	1'44.802	272,7	14:02'08.923
2	31.867	14.869	28.594	22.780	1'38.110	283,5	14:03'47.033
3	32.187	14.657	28.405	22.962	1'38.211	279,1	14:05'25.244
4	32.066	14.745	28.478	22.957	1'38.246	280,5	14:07'03.490
5	32.118	14.745	28.314	23.005	1'38.182	279,8	14:08'41.672
6	32.033	14.793	28.341	22.926	1'38.093	279,1	14:10'19.765
7	32.200	14.776	28.466	23.023	1'38.465	276,9	14:11'58.230
8	32.530	14.724	28.410	22.855	1'38.519	278,4	14:13'36.749
9	32.151	14.703	28.367	22.768	1'37.989	276,9	14:15'14.738
10	32.070	14.668	28.519	23.138	1'38.395	277,6	14:16'53.133
11	32.172	14.658	28.524	23.041	1'38.395	277,6	14:18'31.528
12	32.174	14.781	28.372	23.059	1'38.386	276,9	14:20'09.914
13	32.155	14.691	28.442	23.216	1'38.504	276,2	14:21'48.418
14	32.225	14.863	28.364	23.062	1'38.514	274,8	14:23'26.932
15	33.783	15.078	28.825	35.432	1'53.118P	273,4	14:25'20.050
16	47.339	14.884	28.577	23.352	1'54.152P	274,8	14:27'14.202
17	32.327	14.820	28.504	23.279	1'38.930	278,4	14:28'53.132
18	32.226	14.824	28.427	23.177	1'38.654	273,4	14:30'31.786

Last Passing Point SPD at 14:31'08.949

RET 3 K. NOZANE (1'36.446)							
Lap	Seg.1	Seg.2	Seg.3	Seg.4	Lap Time	km/h	Local Time
1		14.670	27.674	22.485	1'42.840	281,3	14:02'06.961
2	31.702	14.438	27.925	22.664	1'36.729	286,5	14:03'43.690
3	31.670	14.706	27.959	23.123	1'37.458	283,5	14:05'21.148
4	31.973	14.546	28.215	22.496	1'37.230	288,0	14:06'58.378
5	31.547	14.605	28.030	22.469	1'36.651	286,5	14:08'35.029
6	31.965	14.634	28.042	22.499	1'37.140	283,5	14:10'12.169
7	31.671	14.704	28.053	22.542	1'36.970	284,2	14:11'49.139
8	31.508	14.608	28.067	22.633	1'36.816	283,5	14:13'25.955
9	31.633	14.547	27.947	22.319	1'36.446	282,7	14:15'02.401
10	31.681	14.582	28.007	22.367	1'36.637	283,5	14:16'39.038
11	31.585	14.672	28.128	22.852	1'37.237	282,7	14:18'16.275
12	31.978	15.382	28.173	22.604	1'38.137	272,0	14:19'54.412

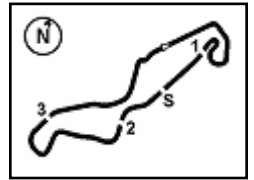
Last Passing Point I3.1 at 14:21'23.105

RET 44 L. MAHIAS (1'35.405)							
Lap	Seg.1	Seg.2	Seg.3	Seg.4	Lap Time	km/h	Local Time
1		14.341	27.883	22.652	1'42.699	282,7	14:02'06.820
2	31.425	14.208	27.756	22.016	1'35.405	282,7	14:03'42.225
3	31.470	14.228	27.930	22.063	1'35.691	278,4	14:05'17.916
4	31.513	14.273	28.028	21.933	1'35.747	286,5	14:06'53.663
5	31.964	14.393	28.013	22.023	1'36.393	281,3	14:08'30.056
6	31.594	14.392	27.952	22.237	1'36.175	282,0	14:10'06.231
7	31.689	14.342	27.904	22.254	1'36.189	283,5	14:11'42.420
8	31.567	14.313	28.097	22.180	1'36.157	282,7	14:13'18.577
9	31.718	14.444	28.131	22.114	1'36.407	278,4	14:14'54.984
10	31.728	14.457	28.050	22.257	1'36.492	270,0	14:16'31.476
11	31.567	14.243	27.929	22.117	1'35.856	284,2	14:18'07.332
12	31.591	14.318	28.004	21.891	1'35.804	282,0	14:19'43.136

Last Passing Point I3 at 14:20'56.913

RET 94 J. FOLGER (1'35.477)							
Lap	Seg.1	Seg.2	Seg.3	Seg.4	Lap Time	km/h	Local Time
1		14.431	27.926	22.000	1'40.962	289,5	14:02'05.083
2	31.342	14.632	27.980	22.051	1'36.005	291,1	14:03'41.088
3	31.866	14.293	28.083	22.115	1'36.357	288,8	14:05'17.445
4	31.400	14.306	27.951	21.968	1'35.625	288,0	14:06'53.070
5	31.437	14.250	28.002	22.079	1'35.768	288,0	14:08'28.838
6	31.356	14.379	27.950	22.154	1'35.839	288,8	14:10'04.677
7	31.375	14.265	27.853	22.090	1'35.583	287,2	14:11'40.260

RET 21 M. RINALDI (1'34.993)							
Lap	Seg.1	Seg.2	Seg.3	Seg.4	Lap Time	km/h	Local Time
1		14.341	27.883	22.652	1'42.699	282,7	14:02'06.820
2	31.425	14.208	27.756	22.016	1'35.405	282,7	14:03'42.225
3	31.470	14.228	27.930	22.063	1'35.691	278,4	14:05'17.916
4	31.513	14.273	28.028	21.933	1'35.747	2	



Prosecco DOC Dutch Round, 23-25 July 2021 Chronological Analysis Race 1

Start at 14:00'24.121

1	14.354	27.597	21.796	1'39.983	290,3	14:02'04.104
2	31.246	14.175	27.504	22.068	1'34.993	295,1

Last Passing Point I2 at 14:04'24.391

RET 22 A. LOWES (1'34.912)							
Lap	Seg.1	Seg.2	Seg.3	Seg.4	Lap Time	km/h	Local Time
1		14.370	28.100	21.942	1'40.768	291,9	14:02'04.889
2	31.177	14.177	27.781	21.777	1'34.912	291,9	14:03'39.801

Last Passing Point FL.1 at 14:03'52.788

RET 19 A. BAUTISTA							
Lap	Seg.1	Seg.2	Seg.3	Seg.4	Lap Time	km/h	Local Time
1		14.461	27.935	22.393	1'41.877	297,5	14:02'05.998

Last Passing Point I2 at 14:02'51.675

24/07/2021 P = Pits In/Out - C = Lap Time Cancelled

These data/results cannot be reproduced, stored and/or transmitted in whole or in part by any manner of electronic, mechanical, photocopying, recording, broadcasting or otherwise now known or herein after developed without the previous express consent by the copyright owner, except for reproduction in daily press and regular printed publications on sale to the public within 60 days of the event related to those data/results and always provided that copyright symbol appears together as follows below.

© DORNA WSBK ORGANIZATION Srl 2021

