

Prosecco DOC Dutch Round, 23-25 July 2021 Chronological Analysis Race 2

TT Circuit Assen 4.542 m

Start at 14:00'11.389

1 / 4

1° 1 J. REA (1'34.689)							
Lap	Seg.1	Seg.2	Seg.3	Seg.4	Lap Time	km/h	Local Time
1		14.229	27.842	21.725	1'41.246	288,8	14:01'52.635
2	31.343	14.106	27.788	22.022	1'35.259	288,0	14:03'27.894
3	31.408	14.097	27.829	21.677	1'35.011	288,0	14:05'02.905
4	31.250	14.106	27.768	21.875	1'34.999	283,5	14:06'37.904
5	31.383	14.228	27.733	21.829	1'35.173	280,5	14:08'13.077
6	31.212	14.195	27.549	21.733	1'34.689	280,5	14:09'47.766
7	31.315	14.260	27.734	21.794	1'35.103	280,5	14:11'22.869
8	31.317	14.205	27.640	21.785	1'34.947	280,5	14:12'57.816
9	31.333	14.158	27.647	21.885	1'35.023	282,0	14:14'32.839
10	31.262	14.144	27.722	21.809	1'34.937	279,1	14:16'07.776
11	31.351	14.221	27.704	21.982	1'35.258	282,7	14:17'43.034
12	31.418	14.274	27.919	21.932	1'35.543	280,5	14:19'18.577
13	31.382	14.256	27.847	21.941	1'35.426	279,8	14:20'54.003
14	31.316	14.226	27.865	21.946	1'35.353	280,5	14:22'29.356
15	31.342	14.255	27.766	21.999	1'35.362	280,5	14:24'04.718
16	31.336	14.251	27.823	21.993	1'35.403	281,3	14:25'40.121
17	31.359	14.287	27.850	21.965	1'35.461	280,5	14:27'15.582
18	31.420	14.415	27.913	21.970	1'35.718	279,8	14:28'51.300
19	31.589	14.285	28.015	22.087	1'35.976	279,8	14:30'27.276
20	31.475	14.232	28.042	22.132	1'35.881	281,3	14:32'03.157
21	31.482	14.303	27.962	22.170	1'35.917	281,3	14:33'39.074
Race Time 33'27.685							

14	31.380	14.259	27.814	21.999	1'35.452	285,0	14:22'29.769
15	31.505	14.293	27.835	22.227	1'35.860	283,5	14:24'05.629
16	31.458	14.381	27.892	22.098	1'35.829	283,5	14:25'41.458
17	31.390	14.414	27.824	22.137	1'35.765	282,0	14:27'17.223
18	31.484	14.444	27.948	22.233	1'36.109	282,0	14:28'53.332
19	31.455	14.486	27.978	22.424	1'36.343	281,3	14:30'29.675
20	31.595	14.384	27.920	22.263	1'36.162	284,2	14:32'05.837
21	31.732	14.494	28.072	22.370	1'36.668	282,7	14:33'42.505
Race Time 33'31.116							

2° 45 S. REDDING (1'35.098)							
Lap	Seg.1	Seg.2	Seg.3	Seg.4	Lap Time	km/h	Local Time
1		14.199	27.937	21.890	1'40.932	288,8	14:01'52.321
2	31.449	14.223	27.765	22.002	1'35.439	286,5	14:03'27.760
3	31.391	14.103	27.821	22.046	1'35.361	290,3	14:05'03.121
4	31.762	14.103	27.799	21.877	1'35.541	287,2	14:06'38.662
5	31.339	14.096	27.814	21.908	1'35.157	287,2	14:08'13.819
6	31.357	14.164	27.780	21.797	1'35.098	290,3	14:09'48.917
7	31.232	14.246	27.795	21.838	1'35.111	282,7	14:11'24.028
8	31.435	14.262	27.761	21.860	1'35.318	285,0	14:12'59.346
9	31.331	14.158	27.758	21.900	1'35.147	285,7	14:14'34.493
10	31.587	14.208	27.859	21.896	1'35.550	285,0	14:16'10.043
11	31.363	14.228	27.830	21.936	1'35.357	285,7	14:17'45.400
12	31.362	14.214	27.803	22.052	1'35.431	286,5	14:19'20.831
13	31.441	14.259	27.783	21.994	1'35.477	286,5	14:20'56.308
14	31.534	14.363	27.902	21.955	1'35.754	286,5	14:22'32.062
15	31.385	14.221	27.755	22.028	1'35.389	285,7	14:24'07.451
16	31.362	14.209	27.870	21.940	1'35.381	285,7	14:25'42.832
17	31.832	14.249	27.798	21.938	1'35.817	287,2	14:27'18.649
18	31.436	14.174	27.810	22.036	1'35.456	288,0	14:28'54.105
19	31.419	14.132	27.730	22.028	1'35.309	288,8	14:30'29.414
20	31.530	14.198	27.877	21.957	1'35.562	285,7	14:32'04.976
21	31.429	14.240	27.887	22.147	1'35.703	286,5	14:33'40.679
Race Time 33'29.290							

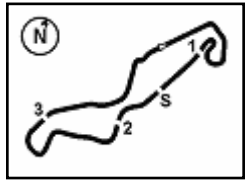
4° 7 C. DAVIES (1'35.021)							
Lap	Seg.1	Seg.2	Seg.3	Seg.4	Lap Time	km/h	Local Time
1		14.488	27.920	22.153	1'42.070	284,2	14:01'53.459
2	31.500	14.208	27.724	22.010	1'35.442	283,5	14:03'28.901
3	31.312	14.132	27.760	21.944	1'35.148	287,2	14:05'04.049
4	31.555	14.310	27.810	21.915	1'35.590	289,5	14:06'39.639
5	31.412	14.173	27.669	21.839	1'35.093	286,5	14:08'14.732
6	31.278	14.100	27.771	21.872	1'35.021	286,5	14:09'49.753
7	31.365	14.190	27.661	21.924	1'35.140	287,2	14:11'24.893
8	31.395	14.246	27.829	22.036	1'35.506	286,5	14:13'00.399
9	31.510	14.153	27.861	22.089	1'35.613	289,5	14:14'36.012
10	31.404	14.223	27.604	22.040	1'35.271	284,2	14:16'11.283
11	31.336	14.235	27.800	22.059	1'35.430	285,0	14:17'46.713
12	31.378	14.298	27.843	21.967	1'35.486	285,0	14:19'22.199
13	31.469	14.255	27.783	21.950	1'35.457	284,2	14:20'57.656
14	31.408	14.240	27.812	22.131	1'35.591	285,0	14:22'33.247
15	31.386	14.171	28.095	22.711	1'36.363	285,0	14:24'09.610
16	31.671	14.364	27.940	22.121	1'36.096	284,2	14:25'45.706
17	31.526	14.249	27.887	22.333	1'35.995	283,5	14:27'21.701
18	31.571	14.305	28.222	22.305	1'36.403	284,2	14:28'58.104
19	31.738	14.282	28.096	22.524	1'36.640	282,0	14:30'34.744
20	31.611	14.342	28.078	22.247	1'36.278	284,2	14:32'11.022
21	31.668	14.363	28.210	22.506	1'36.747	282,0	14:33'47.769
Race Time 33'36.380							

3° 55 A. LOCATELLI (1'35.000)							
Lap	Seg.1	Seg.2	Seg.3	Seg.4	Lap Time	km/h	Local Time
1		14.473	27.668	22.034	1'40.104	279,1	14:01'51.493
2	31.261	14.333	27.541	21.913	1'35.048	279,8	14:03'26.541
3	31.156	14.343	27.599	21.902	1'35.000	279,1	14:05'01.541
4	31.239	14.319	27.608	21.835	1'35.001	279,8	14:06'36.542
5	31.258	14.312	27.656	21.928	1'35.154	279,1	14:08'11.696
6	31.255	14.375	27.730	22.029	1'35.389	280,5	14:09'47.085
7	31.205	14.332	27.607	21.879	1'35.023	279,8	14:11'22.108
8	31.197	14.295	27.695	22.065	1'35.252	281,3	14:12'57.360
9	31.131	14.294	27.665	22.086	1'35.176	280,5	14:14'32.536
10	31.148	14.337	27.670	21.991	1'35.146	280,5	14:16'07.682
11	31.107	14.352	27.670	22.354	1'35.483	280,5	14:17'43.165
12	31.535	14.248	27.798	22.066	1'35.647	285,0	14:19'18.812
13	31.416	14.279	27.765	22.045	1'35.505	285,7	14:20'54.317

5° 19 A. BAUTISTA (1'35.178)							
Lap	Seg.1	Seg.2	Seg.3	Seg.4	Lap Time	km/h	Local Time
1		14.580	28.132	22.259	1'42.306	292,7	14:01'53.695
2	31.613	14.265	27.739	22.255	1'35.872	290,3	14:03'29.567
3	31.631	14.338	27.594	22.128	1'35.691	289,5	14:05'05.258
4	31.326	14.312	27.800	22.048	1'35.486	288,0	14:06'40.744
5	31.370	14.279	27.701	21.970	1'35.320	289,5	14:08'16.064
6	31.265	14.176	27.711	22.026	1'35.178	290,3	14:09'51.242
7	31.367	14.190	27.755	21.956	1'35.268	289,5	14:11'26.510
8	31.314	14.194	27.845	22.159	1'35.512	291,9	14:13'02.022
9	31.327	14.240	27.872	22.178	1'35.617	290,3	14:14'37.639
10	31.455	14.279	27.652	22.102	1'35.488	291,1	14:16'13.127
11	31.337	14.196	27.762	22.069	1'35.364	290,3	14:17'48.491
12	31.331	14.257	27.706	22.064	1'35.358	291,1	14:19'23.849
13	31.587	14.293	27.887	22.292	1'36.059	294,3	14:20'59.908
14	31.583	14.184	27.927	22.326	1'36.020	292,7	14:22'35.928
15	31.706	14.336	27.928	22.386	1'36.356	292,7	14:24'12.284
16	31.653	14.306	27.846	22.166	1'35.971	288,0	14:25'48.255
17	31.415	14.361	27.972	22.155	1'35.903	287,2	14:27'24.158
18	31.480	14.321	27.931	22.206	1'35.938	288,8	14:29'00.096
19	31.444	14.281	27.925	22.272	1'35.922	289,5	14:30'36.018
20	31.574	14.341	28.018	22.365	1'36.298	290,3	14:32'12.316
21	31.545	14.328	28.080	22.389	1'36.342	289,5	14:33'48.658
Race Time 33'37.269							

6° 60 M. VAN DER MARK (1'35.367)							
Lap	Seg.1	Seg.2	Seg.3	Seg.4	Lap Time	km/h	Local Time
1		14.383	27.878	21.928	1'41.187	284,2	14:01'52.576
2	31.522	14.315	27.734	21.994	1'35.565	285,0	14:03'28.141
3	31.594	14.350	27.827	21.845	1'35.616	280,5	14:05'03.757
4	31.689	14.378	28.029	21.917	1'36.013	282,7	14:06'39.770

14	31.380	14.259	27.814	21.999	1'35.452	285,0	14:22'29.769
15	31.505	14.293	27.835	22.227	1'35.860	283,5	14:24'05.629
16	31.458	14.381	27.892	22.098	1'35.829		



Prosecco DOC Dutch Round, 23-25 July 2021 Chronological Analysis Race 2

TT Circuit Assen 4.542 m

Start at 14:00'11.389

2 / 4

5	31.530	14.267	27.770	21.831	1'35.398	282.0	14:08'15.168	20	31.795	14.314	28.150	22.898	1'37.157	287.2	14:32'15.644
6	31.344	14.310	27.864	21.849	1'35.367	281.3	14:09'50.535	21	32.237	14.329	28.241	22.375	1'37.182	291.1	14:33'52.826
7	31.416	14.355	27.841	21.795	1'35.407	276.2	14:11'25.942	Race Time 33'41.437							

9° 47 A. BASSANI (1'35.761)							
Lap	Seg.1	Seg.2	Seg.3	Seg.4	Lap Time	km/h	Local Time
1		14.812	28.074	22.600	1'43.731	282.7	14:01'55.120
2	32.012	14.681	27.934	22.331	1'36.958	280.5	14:03'32.078
3	31.882	14.385	27.859	22.085	1'36.211	287.2	14:05'08.289
4	31.924	14.388	28.131	22.192	1'36.635	287.2	14:06'44.924
5	31.838	14.380	27.832	22.286	1'36.336	289.5	14:08'21.260
6	31.720	14.316	27.706	22.103	1'35.845	288.8	14:09'57.105
7	31.680	14.383	27.681	22.020	1'35.764	285.0	14:11'32.869
8	31.721	14.351	27.699	22.063	1'35.834	282.0	14:13'08.703
9	31.654	14.345	27.660	22.156	1'35.815	283.5	14:14'44.518
10	31.657	14.402	27.721	22.247	1'36.027	283.5	14:16'20.545
11	31.666	14.359	27.680	22.056	1'35.761	283.5	14:17'56.306
12	31.623	14.439	27.833	22.046	1'35.941	282.7	14:19'32.247
13	31.787	14.284	27.774	22.109	1'35.954	283.5	14:21'08.201
14	31.710	14.363	27.865	22.088	1'36.026	283.5	14:22'44.227
15	31.783	14.398	27.880	22.223	1'36.284	284.2	14:24'20.511
16	31.789	14.341	27.850	22.273	1'36.253	284.2	14:25'56.764
17	31.740	14.314	27.837	22.057	1'35.948	283.5	14:27'32.712
18	31.674	14.360	27.818	22.234	1'36.086	285.7	14:29'08.798
19	31.925	14.265	28.047	22.306	1'36.543	286.5	14:30'45.341
20	31.871	14.382	27.823	22.429	1'36.505	284.2	14:32'21.846
21	31.816	14.394	27.800	22.305	1'36.315	282.7	14:33'58.161

7° 22 A. LOWES (1'35.254)							
Lap	Seg.1	Seg.2	Seg.3	Seg.4	Lap Time	km/h	Local Time
1		14.325	27.883	21.908	1'40.789	283.5	14:01'52.178
2	31.459	14.245	27.689	21.951	1'35.344	284.2	14:03'27.522
3	31.456	14.231	28.409	21.941	1'36.037	282.7	14:05'03.559
4	31.633	14.221	27.760	21.916	1'35.530	283.5	14:06'39.089
5	31.377	14.139	27.840	21.898	1'35.254	284.2	14:08'14.343
6	31.392	14.219	28.131	22.026	1'35.768	282.7	14:09'50.111
7	31.469	14.228	27.927	21.996	1'35.620	285.0	14:11'25.731
8	31.415	14.310	27.893	22.523	1'36.141	282.0	14:13'01.872
9	31.875	14.325	27.750	22.149	1'36.099	283.5	14:14'37.971
10	31.590	14.256	27.860	21.921	1'35.627	284.2	14:16'13.598
11	31.497	14.237	27.930	22.018	1'35.682	282.0	14:17'49.280
12	31.469	14.247	27.900	22.094	1'35.710	283.5	14:19'24.990
13	31.569	14.342	27.918	22.063	1'35.892	282.0	14:21'00.882
14	31.565	14.244	27.937	21.993	1'35.739	282.7	14:22'36.621
15	31.499	14.339	27.949	22.258	1'36.045	282.0	14:24'12.666
16	31.689	14.304	28.070	22.156	1'36.219	282.0	14:25'48.885
17	31.853	14.397	27.992	22.334	1'36.576	285.7	14:27'25.461
18	31.767	14.357	28.056	22.294	1'36.474	286.5	14:29'01.935
19	31.846	14.381	28.012	22.396	1'36.635	286.5	14:30'38.570
20	31.804	14.394	28.093	22.622	1'36.913	283.5	14:32'15.483
21	32.035	14.279	28.041	22.228	1'36.583	285.7	14:33'52.066

8° 21 M. RINALDI (1'35.157)							
Lap	Seg.1	Seg.2	Seg.3	Seg.4	Lap Time	km/h	Local Time
1		14.352	27.769	21.999	1'40.400	287.2	14:01'51.789
2	31.412	14.287	27.672	21.948	1'35.319	288.0	14:03'27.108
3	31.433	14.311	27.738	21.868	1'35.350	286.5	14:05'02.458
4	31.463	14.332	27.997	21.915	1'35.707	285.7	14:06'38.165
5	31.573	14.245	27.720	21.967	1'35.505	288.8	14:08'13.670
6	31.331	14.289	27.676	21.861	1'35.157	287.2	14:09'48.827
7	31.704	14.292	27.788	22.000	1'35.784	287.2	14:11'24.611
8	31.557	14.267	27.781	21.982	1'35.587	287.2	14:13'00.198
9	31.535	14.259	27.828	22.073	1'35.695	288.0	14:14'35.893
10	31.667	14.365	27.949	22.066	1'36.047	286.5	14:16'11.940
11	31.621	14.222	27.909	22.137	1'35.889	289.5	14:17'47.829
12	31.495	14.248	27.905	22.111	1'35.759	288.8	14:19'23.588
13	31.682	14.280	27.982	22.219	1'36.163	288.0	14:20'59.751
14	31.551	14.226	27.978	22.264	1'36.019	288.8	14:22'35.770
15	31.704	14.336	28.006	22.297	1'36.343	287.2	14:24'12.113
16	32.017	14.347	28.067	22.249	1'36.680	290.3	14:25'48.793
17	31.841	14.290	28.104	22.279	1'36.514	288.0	14:27'25.307
18	31.840	14.251	28.024	22.385	1'36.500	288.8	14:29'01.807
19	31.867	14.329	28.040	22.444	1'36.680	288.0	14:30'38.487

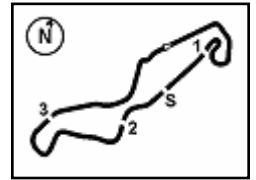
10° 91 L. HASLAM (1'35.203)							
Lap	Seg.1	Seg.2	Seg.3	Seg.4	Lap Time	km/h	Local Time
1		14.498	27.814	22.335	1'42.954	283.5	14:01'54.343
2	31.923	14.424	28.076	22.474	1'36.897	282.0	14:03'31.240
3	31.653	14.520	27.956	21.924	1'36.053	286.5	14:05'07.293
4	31.427	14.221	27.883	21.780	1'35.311	283.5	14:06'42.604
5	31.452	14.220	27.659	21.872	1'35.203	283.5	14:08'17.807
6	31.664	14.199	27.830	21.941	1'35.634	285.0	14:09'53.441
7	31.561	14.327	27.774	22.010	1'35.672	285.7	14:11'29.113
8	31.666	14.285	27.713	21.841	1'35.505	284.2	14:13'04.618
9	31.572	14.353	27.794	21.974	1'35.693	285.7	14:14'40.311
10	31.744	14.215	27.821	22.033	1'35.813	285.7	14:16'16.124
11	31.885	14.298	27.915	21.972	1'36.070	286.5	14:17'52.194
12	31.718	14.280	27.881	22.356	1'36.235	284.2	14:19'28.429
13	31.957	14.316	27.824	22.137	1'36.234	285.0	14:21'04.663
14	31.619	14.288	27.943	22.141	1'35.991	285.0	14:22'40.654
15	31.912	14.391	28.165	22.512	1'36.980	282.7	14:24'17.634
16	31.827	14.416	28.127	22.361	1'36.731	283.5	14:25'54.365
17	31.744	14.440	28.128	22.536	1'36.848	282.7	14:27'31.213
18	31.903	14.524	28.156	22.547	1'37.130	282.0	14:29'08.343
19	32.080	14.495	28.323	22.355	1'37.253	282.7	14:30'45.596
20	31.922	14.417	27.895	22.552	1'36.786	286.5	14:32'22.382
21	31.729	14.314	27.868	22.410	1'36.321	286.5	14:33'58.703

11° 53 T. RABAT (1'35.814)							
Lap	Seg.1	Seg.2	Seg.3	Seg.4	Lap Time	km/h	Local Time
1		14.667	28.101	22.473	1'44.070	291.1	14:01'55.459
2	31.758	14.432	28.016	22.359	1'36.565	284.2	14:03'32.024
3	31.618	14.411	27.887	22.213	1'36.129	287.2	14:05'08.153
4	31.606	14.757	28.098	22.087	1'36.548	285.0	14:06'44.701
5	31.810	14.446	27.899	22.595	1'36.750	288.8	14:08'21.451
6	31.656	14.402	28.020	22.202	1'36.280	291.1	14:09'57.731
7	31.546	14.376	27.765	22.127	1'35.814	288.8	14:11'33.545
8	31.548	14.362	27.914	22.233	1'36.057	288.8	14:13'09.602
9	31.533	14.451	27.857	22.269	1'36.110	286.5	14:14'45.712
10	31.471	14.380	27.814	22.296	1'35.961	285.7	14:16'21.673

25/07/2021 P = Pits In/Out - C = Lap Time Cancelled

These data/results cannot be reproduced, stored and/or transmitted in whole or in part by any manner of electronic, mechanical, photocopying, recording, broadcasting or otherwise now known or herein after developed without the previous express consent by the copyright owner, except for reproduction in daily press and regular printed publications on sale to the public within 60 days of the event related to those data/results and always provided that copyright symbol appears together as follows below.

© DORNA WSBK ORGANIZATION Srl 2021



TT Circuit Assen 4.542 m

Prosecco DOC Dutch Round, 23-25 July 2021

Chronological Analysis Race 2

Start at 14:00'11.389

3 / 4

11	31.506	14.351	27.790	22.169	1'35.816	287,2	14:17'57.489	2	31.869	14.767	27.897	22.301	1'36.834	277,6	14:03'33.020
12	31.475	14.413	27.798	22.291	1'35.977	285,0	14:19'33.466	3	31.771	14.561	27.840	22.419	1'36.591	277,6	14:05'09.611
13	31.523	14.313	27.850	22.192	1'35.878	285,0	14:21'09.344	4	31.694	14.606	27.899	22.437	1'36.636	275,5	14:06'46.247
14	31.430	14.400	27.780	22.321	1'35.931	282,0	14:22'45.275	5	31.841	14.621	27.934	22.379	1'36.775	276,2	14:08'23.022
15	31.509	14.320	27.852	22.399	1'36.080	286,5	14:24'21.355	6	31.691	14.724	27.981	22.334	1'36.730	275,5	14:09'59.752
16	31.629	14.292	27.912	22.404	1'36.237	287,2	14:25'57.592	7	31.789	14.726	28.008	22.387	1'36.910	274,8	14:11'36.662
17	31.524	14.423	27.903	22.328	1'36.178	285,0	14:27'33.770	8	31.717	14.735	27.905	22.424	1'36.781	273,4	14:13'13.443
18	31.500	14.558	27.997	22.302	1'36.357	285,7	14:29'10.127	9	31.608	14.725	27.907	22.341	1'36.581	278,4	14:14'50.024
19	31.693	14.384	28.092	22.333	1'36.502	285,7	14:30'46.629	10	31.641	14.658	27.824	22.368	1'36.491	276,2	14:16'26.515
20	31.650	14.356	28.075	22.574	1'36.655	286,5	14:32'23.284	11	31.784	14.809	27.936	22.389	1'36.918	278,4	14:18'03.433
21	31.719	14.457	28.137	22.451	1'36.764	287,2	14:34'00.048	12	31.900	14.612	28.119	22.478	1'37.109	279,1	14:19'40.542

Race Time 33'48.659

12° 3 K. NOZANE (1'35.940)							
Lap	Seg.1	Seg.2	Seg.3	Seg.4	Lap Time	km/h	Local Time
1		14.620	28.044	22.515	1'42.782	282,7	14:01'54.171
2	31.729	14.510	28.123	22.418	1'36.780	276,2	14:03'30.951
3	31.655	14.809	28.051	22.196	1'36.711	277,6	14:05'07.662
4	31.778	14.771	27.792	22.440	1'36.781	276,9	14:06'44.443
5	31.702	14.691	27.859	22.301	1'36.553	276,9	14:08'20.996
6	31.630	14.670	28.080	22.123	1'36.503	277,6	14:09'57.499
7	31.567	14.789	27.734	22.090	1'36.180	279,1	14:11'33.679
8	31.615	14.536	27.681	22.198	1'36.030	281,3	14:13'09.709
9	31.635	14.532	27.748	22.193	1'36.108	282,0	14:14'45.817
10	31.548	14.450	27.782	22.160	1'35.940	282,0	14:16'21.757
11	31.691	14.487	27.783	22.495	1'36.456	282,0	14:17'58.213
12	31.534	14.654	27.998	22.451	1'36.637	280,5	14:19'34.850
13	32.281	14.826	28.097	22.745	1'37.949	276,9	14:21'12.799
14	31.640	14.874	28.198	22.540	1'37.252	276,2	14:22'50.051
15	31.921	14.847	28.090	22.530	1'37.388	275,5	14:24'27.439
16	31.746	14.844	28.097	22.577	1'37.264	277,6	14:26'04.703
17	32.115	14.973	28.147	22.448	1'37.683	276,2	14:27'42.386
18	31.848	14.884	28.197	22.786	1'37.715	276,2	14:29'20.101
19	31.843	14.813	28.122	22.745	1'37.523	276,9	14:30'57.624
20	31.643	14.918	28.263	22.932	1'37.756	276,2	14:32'35.380
21	31.952	14.991	28.369	22.997	1'38.309	274,1	14:34'13.689

Race Time 34'02.300

13° 36 L. MERCADO (1'36.484)							
Lap	Seg.1	Seg.2	Seg.3	Seg.4	Lap Time	km/h	Local Time
1		14.564	27.883	22.266	1'42.724	278,4	14:01'54.113
2	31.728	14.492	28.044	22.220	1'36.484	278,4	14:03'30.597
3	31.967	14.587	28.131	22.301	1'36.986	279,8	14:05'07.583
4	31.983	14.827	28.068	22.069	1'36.947	273,4	14:06'44.530
5	31.884	14.706	28.159	22.280	1'37.029	279,8	14:08'21.559
6	31.835	14.427	28.021	22.319	1'36.602	285,0	14:09'58.161
7	31.825	14.571	28.063	22.060	1'36.519	277,6	14:11'34.680
8	31.787	14.584	28.119	22.829	1'37.319	276,9	14:13'11.999
9	32.043	14.670	28.162	22.264	1'37.139	273,4	14:14'49.138
10	31.898	14.685	28.249	22.309	1'37.141	274,8	14:16'26.279
11	31.842	14.630	28.113	22.455	1'37.040	275,5	14:18'03.319
12	31.835	14.651	28.190	22.272	1'36.948	275,5	14:19'40.267
13	31.819	14.647	28.183	22.346	1'36.995	276,9	14:21'17.262
14	31.799	14.626	28.291	22.309	1'37.025	275,5	14:22'54.287
15	31.839	14.723	28.140	22.248	1'36.950	274,8	14:24'31.237
16	31.764	14.672	28.214	22.268	1'36.918	277,6	14:26'08.155
17	31.860	14.663	28.244	22.485	1'37.252	276,2	14:27'45.407
18	31.963	14.626	28.239	22.322	1'37.150	272,0	14:29'22.557
19	31.866	14.745	28.343	22.318	1'37.272	275,5	14:30'59.829
20	31.971	14.693	28.401	22.417	1'37.482	277,6	14:32'37.311
21	31.961	14.698	28.287	22.457	1'37.403	275,5	14:34'14.714

Race Time 34'03.325

14° 32 I. VINALES (1'36.491)							
Lap	Seg.1	Seg.2	Seg.3	Seg.4	Lap Time	km/h	Local Time
1		15.013	28.222	22.618	1'44.797	280,5	14:01'56.186

13	31.714	14.644	28.093	22.506	1'36.957	279,1	14:21'17.499
14	31.799	14.617	28.160	22.314	1'36.890	276,9	14:22'54.389
15	31.931	14.635	28.105	22.228	1'36.899	276,9	14:24'31.288
16	32.203	14.725	28.115	22.702	1'37.745	276,9	14:26'09.033
17	31.992	14.744	28.212	22.486	1'37.434	276,2	14:27'46.467
18	31.903	14.750	28.144	22.537	1'37.334	275,5	14:29'23.801
19	31.907	14.685	28.306	22.696	1'37.594	276,9	14:31'01.395
20	32.301	14.767	28.368	22.732	1'38.168	279,1	14:32'39.563
21	32.262	14.899	28.359	22.908	1'38.428	275,5	14:34'17.991

Race Time 34'06.602

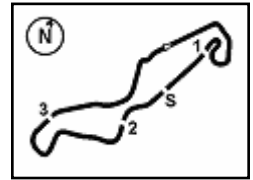
15° 66 T. SYKES (1'35.550)							
Lap	Seg.1	Seg.2	Seg.3	Seg.4	Lap Time	km/h	Local Time
1		14.428	28.192	22.062	1'41.830	286,5	14:01'53.219
2	31.589	14.284	28.133	22.100	1'36.106	283,5	14:03'29.325
3	31.923	14.415	28.044	22.236	1'36.618	283,5	14:05'05.943
4	31.532	14.253	27.921	22.013	1'35.719	283,5	14:06'41.662
5	31.515	14.245	28.087	22.075	1'35.922	282,7	14:08'17.584
6	31.536	14.217	27.928	21.869	1'35.550	282,0	14:09'53.134
7	31.602	14.292	27.884	21.950	1'35.728	281,3	14:11'28.862
8	31.588	14.252	27.916	21.811	1'35.567	281,3	14:13'04.429
9	31.489	14.284	27.961	21.920	1'35.654	282,0	14:14'40.083
10	31.563	14.279	27.935	21.924	1'35.701	282,7	14:16'15.784
11	31.815	14.415	28.072	21.934	1'36.236	279,8	14:17'52.020
12	31.996	14.353	27.956	22.003	1'36.308	283,5	14:19'28.328
13	31.524	14.234	28.073	21.909	1'35.740	281,3	14:21'04.068
14	31.568	14.300	27.975	21.848	1'35.691	282,7	14:22'39.759
15	31.539	14.243	28.050	22.085	1'35.917	282,7	14:24'15.676
16	31.743	14.246	28.108	22.113	1'36.210	283,5	14:25'51.886
17	31.691	14.261	27.894	21.943	1'35.789	278,4	14:27'27.675
18	31.788	14.248	27.896	21.882	1'35.814	283,5	14:29'03.489
19	31.623	14.162	28.184	22.001	1'35.970	282,0	14:30'39.459
20	31.724	14.245	28.048	42.946	1'56.963	279,1	14:32'36.422
21	41.809	15.111	29.727	23.845	1'50.492	273,4	14:34'26.914

Race Time 34'15.525

16° 9 A. MANTOVANI (1'36.848)							
Lap	Seg.1	Seg.2	Seg.3	Seg.4	Lap Time	km/h	Local Time
1		14.841	28.073	22.604	1'44.021	279,1	14:01'55.410
2	32.175	14.533	27.970	22.338	1'37.016	275,5	14:03'32.426
3	31.858	14.550	27.881	22.559	1'36.848	276,2	14:05'09.274
4	32.633	14.792	28.128	22.408	1'37.961	274,8	14:06'47.235
5	31.828	14.662	28.124	22.501	1'37.115	273,4	14:08'24.350
6	31.937	14.725	28.006	22.563	1'37.231	270,0	14:10'01.581
7	31.977	14.712	28.210	22.736	1'37.635	270,7	14:11'39.216
8	31.917	14.745	28.244	22.862	1'37.768	272,0	14:13'16.984
9	31.929	14.690	28.266	22.886	1'37.466	270,0	14:14'54.450
10	31.969	14.746	28.151	22.794	1'37.824	268,7	14:16'32.274
11	31.960	14.842	28.266	22.747	1'37.815	270,0	14:18'10.089
12	32.190	14.795	28.333	22.786	1'38.104	270,0	14:19'48.193
13	32.039	14.959	28.638	22.846	1'38.482	273,4	14:21'26.675
14	32.060	14.836	28.462	22.793	1'38.151	266,0	14:23'04.826
15	32.009	14.827	28.395	23.041	1'38.272	270,7	14:24'43.098
16	32.191	14.918	28.457	22.779	1'38.345	272,7	14:26'21.443

25/07/2021 P = Pits In/Out - C = Lap Time Cancelled

These data/results cannot be reproduced, stored and/or transmitted in whole or in part by any manner of electronic, mechanical, photocopying, recording, broadcasting or otherwise now known or herein after developed without the previous express consent by the copyright owner, except for reproduction in daily press and regular printed publications on sale to the public within 60 days of the event related to those data/results and always provided that copyright symbol appears together as follows below.



TT Circuit Assen 4.542 m

4 / 4

Prosecco DOC Dutch Round, 23-25 July 2021 Chronological Analysis Race 2

Start at 14:00'11.389

17	32.254	14.958	28.554	22.945	1'38.711	268,7	14:28'00.154
18	32.268	14.933	28.604	22.875	1'38.680	271,4	14:29'38.834
19	32.234	14.972	28.595	23.054	1'38.855	269,3	14:31'17.689
20	32.196	14.956	28.745	23.098	1'38.995	268,0	14:32'56.684
21	32.234	14.924	28.663	22.956	1'38.777	270,0	14:34'35.461

Race Time 34'24.072

17° 84 L. CRESSON (1'37.931)							
Lap	Seg.1	Seg.2	Seg.3	Seg.4	Lap Time	km/h	Local Time
1		15.021	28.369	23.374	1'45.465	276,9	14:01'56.854
2	33.228	14.832	28.657	22.756	1'39.473	270,7	14:03'36.327
3	32.201	14.839	28.369	22.548	1'37.957	270,0	14:05'14.284
4	31.993	14.868	28.439	22.631	1'37.931	269,3	14:06'52.215
5	32.244	14.812	28.385	22.639	1'38.080	270,0	14:08'30.295
6	32.163	14.842	28.444	22.586	1'38.035	268,7	14:10'08.330
7	32.182	14.837	28.577	22.965	1'38.561	264,7	14:11'46.891
8	32.504	14.896	28.390	22.624	1'38.414	268,0	14:13'25.305
9	32.227	14.952	28.442	22.699	1'38.320	268,0	14:15'03.625
10	32.888	14.817	28.403	22.659	1'38.767	272,0	14:16'42.392
11	32.221	14.834	28.417	22.625	1'38.097	270,0	14:18'20.489
12	32.313	15.033	28.414	22.841	1'38.601	268,0	14:19'59.090
13	32.466	15.061	28.587	22.958	1'39.072	266,7	14:21'38.162
14	32.229	15.024	28.470	22.880	1'38.603	267,3	14:23'16.765
15	32.516	15.007	28.463	22.816	1'38.802	261,5	14:24'55.567
16	32.352	15.060	28.533	22.762	1'38.707	267,3	14:26'34.274
17	32.348	15.034	28.477	22.902	1'38.761	266,7	14:28'13.035
18	32.462	15.108	28.564	22.725	1'38.859	267,3	14:29'51.894
19	32.265	14.935	28.519	23.027	1'38.746	268,7	14:31'30.640
20	32.455	14.863	28.556	23.064	1'38.938	268,7	14:33'09.578
21	32.452	14.996	28.437	23.209	1'39.094	268,0	14:34'48.672

Race Time 34'37.283

RET 31 G. GERLOFF (1'34.917)							
Lap	Seg.1	Seg.2	Seg.3	Seg.4	Lap Time	km/h	Local Time
1		14.846	27.845	22.574	1'43.498	266,7	14:01'54.887
2	31.302	14.270	28.195	22.035	1'35.802	285,7	14:03'30.689
3	31.510	14.337	27.520	22.079	1'35.446	281,3	14:05'06.135
4	31.599	14.248	27.809	22.043	1'35.699	282,0	14:06'41.834
5	31.543	14.185	27.863	21.773	1'35.364	282,7	14:08'17.198
6	33.650	14.301	27.662	21.760	1'37.373	282,7	14:09'54.571
7	31.365	14.289	27.639	21.794	1'35.087	281,3	14:11'29.658
8	31.563	14.215	27.739	31.055	1'44.572P	281,3	14:13'14.230
9	46.846	14.376	27.604	21.801	1'50.627P	279,8	14:15'04.857
10	31.431	14.322	27.750	21.843	1'35.346	279,1	14:16'40.203
11	31.222	14.437	27.592	21.759	1'35.010	279,8	14:18'15.213
12	31.207	14.343	27.605	21.762	1'34.917	282,0	14:19'50.130

Race Time 19'38.741

25/07/2021

P = Pits In/Out - C = Lap Time Cancelled

These data/results cannot be reproduced, stored and/or transmitted in whole or in part by any manner of electronic, mechanical, photocopying, recording, broadcasting or otherwise now known or herein after developed without the previous express consent by the copyright owner, except for reproduction in daily press and regular printed publications on sale to the public within 60 days of the event related to those data/results and always provided that copyright symbol appears together as follows below.

© DORNA WSBK ORGANIZATION Srl 2021