

TT Circuit Assen 4.542 m

1 / 2

## Prosecco DOC Dutch Round, 23-25 July 2021

### Results Free Practice 2nd Session

No.	Rider	Nat	Team	Bike	Class	Time	Gap	Rel.	Laps	Speed	
										Avg	Max
1	1 J. REA	GBR	Kawasaki Racing Team WorldSBK	Kawasaki ZX-10RR		<b>1'34.391</b>			20	173,228	<b>286,5</b>
2	31 G. GERLOFF	USA	GRT Yamaha WorldSBK Team	Yamaha YZF R1	IND	<b>1'34.512</b>	0.121	0.121	19	173,007	<b>286,5</b>
3	19 A. BAUTISTA	ESP	Team HRC	Honda CBR1000 RR-R		<b>1'34.741</b>	0.350	0.229	20	172,588	<b>291,1</b>
4	66 T. SYKES	GBR	BMW Motorrad WorldSBK Team	BMW M 1000 RR		<b>1'34.753</b>	0.362	0.012	16	172,567	<b>285,7</b>
5	54 T. RAZGATLIOGLU	TUR	Pata Yamaha with BRIXX WorldSBK	Yamaha YZF R1		<b>1'34.755</b>	0.364	0.002	20	172,563	<b>285,7</b>
6	44 L. MAHIAS	FRA	Kawasaki Puccetti Racing	Kawasaki ZX-10RR	IND	<b>1'34.771</b>	0.380	0.016	14	172,534	<b>280,5</b>
7	45 S. REDDING	GBR	Aruba.it Racing - Ducati	Ducati Panigale V4 R		<b>1'34.917</b>	0.526	0.146	20	172,268	<b>288,8</b>
8	21 M. RINALDI	ITA	Aruba.it Racing - Ducati	Ducati Panigale V4 R		<b>1'34.958</b>	0.567	0.041	19	172,194	<b>288,0</b>
9	22 A. LOWES	GBR	Kawasaki Racing Team WorldSBK	Kawasaki ZX-10RR		<b>1'34.959</b>	0.568	0.001	20	172,192	<b>288,0</b>
10	60 M. VAN DER MARK	NED	BMW Motorrad WorldSBK Team	BMW M 1000 RR		<b>1'34.974</b>	0.583	0.015	16	172,165	<b>285,0</b>
11	91 L. HASLAM	GBR	Team HRC	Honda CBR1000 RR-R		<b>1'34.976</b>	0.585	0.002	17	172,161	<b>288,0</b>
12	55 A. LOCATELLI	ITA	Pata Yamaha with BRIXX WorldSBK	Yamaha YZF R1		<b>1'35.081</b>	0.690	0.105	22	171,971	<b>286,5</b>
13	94 J. FOLGER	GER	Bonovo MGM Racing	BMW M 1000 RR	IND	<b>1'35.343</b>	0.952	0.262	17	171,499	<b>284,2</b>
14	7 C. DAVIES	GBR	Team GoEleven	Ducati Panigale V4 R	IND	<b>1'35.503</b>	1.112	0.160	17	171,211	<b>285,0</b>
15	47 A. BASSANI	ITA	Motocorsa Racing	Ducati Panigale V4 R	IND	<b>1'35.528</b>	1.137	0.025	18	171,167	<b>285,0</b>
16	53 T. RABAT	ESP	Barni Racing Team	Ducati Panigale V4 R	IND	<b>1'35.599</b>	1.208	0.071	22	171,039	<b>289,5</b>
17	32 I. VINALES	ESP	Orelac Racing VerdNatura	Kawasaki ZX-10RR	IND	<b>1'35.945</b>	1.554	0.346	16	170,423	<b>282,7</b>
18	36 L. MERCADO	ARG	MIE Racing Honda Racing	Honda CBR1000 RR-R	IND	<b>1'36.397</b>	2.006	0.452	20	169,624	<b>284,2</b>
19	3 K. NOZANE	JPN	GRT Yamaha WorldSBK Team	Yamaha YZF R1	IND	<b>1'36.405</b>	2.014	0.008	16	169,609	<b>282,7</b>
20	9 A. MANTOVANI	ITA	Vince64	Kawasaki ZX-10RR	IND	<b>1'37.210</b>	2.819	0.805	20	168,205	<b>282,7</b>
21	84 L. CRESSON	BEL	OUTDO TPR Team Pedercini Racing	Kawasaki ZX-10RR	IND	<b>1'38.586</b>	4.195	1.376	17	165,857	<b>274,1</b>

Qualifying Lap Time (107% of 1'34.391): 1'40.999

AIR	Humidity:	69%	Temp:	19°C
TRACK	Condition:	Dry	Temp:	32°C

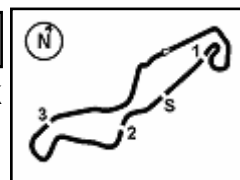
Records	Pole	(SP2)	2017 J.Rea	1'33.505	174,870	Km/h
	Race	(RC2)	2019 A.Bautista	1'34.564	172,910	Km/h
	All Times	(SP2)	2017 J.Rea	1'33.505	174,870	Km/h

Start 23/07/2021 15:00  
End 15:47

The results are provisional until the end of the time limit for protests and appeals and the completion of the technical checks.

These data/results cannot be reproduced, stored and/or transmitted in whole or in part by any manner of electronic, mechanical, photocopying, recording, broadcasting or otherwise now known or herein after developed without the previous express consent by the copyright owner, except for reproduction in daily press and regular printed publications on sale to the public within 60 days of the event related to those data/results and always provided that copyright symbol appears together as follows below.

© DORNA WSBK ORGANIZATION Srl 2021



## Prosecco DOC Dutch Round, 23-25 July 2021

### Results Free Practice 2nd Session

#### Session Highlights

Local Time	No. Rider	Description
15.00.00		Start
15.00.07		WorldSBK Pit Intervention Time: 1m 1sec
15.03.47	<b>44 L. MAHIAS</b>	Crashed - Turn 10
15.04.33	<b>44 L. MAHIAS</b>	Re-joined
15.20.08	<b>21 M. RINALDI</b>	Current Lap Cancelled - Exceeded Track Limits - Turn 17
15.38.21	<b>53 T. RABAT</b>	Current Lap Cancelled - Exceeded Track Limits - Turn 17
15.47.22		End Of Session

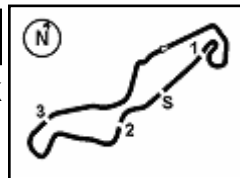
#### Fastest Laps Sequence

No.	Rider	Nat	Team	Bike	Local Time	Time	Gap	Avg
<b>60</b>	<b>M. VAN DER MARK</b>	NED	BMW Motorrad WorldSBK Team	BMW M 1000 RR	15:03'13.295	<b>1'36.273</b>		169,842
<b>22</b>	<b>A. LOWES</b>	GBR	Kawasaki Racing Team WorldSBK	Kawasaki ZX-10RR	15:03'23.313	<b>1'35.613</b>	-0.660	171,014
<b>1</b>	<b>J. REA</b>	GBR	Kawasaki Racing Team WorldSBK	Kawasaki ZX-10RR	15:03'59.478	<b>1'34.913</b>	-0.700	172,276
<b>1</b>	<b>J. REA</b>	GBR	Kawasaki Racing Team WorldSBK	Kawasaki ZX-10RR	15:05'34.315	<b>1'34.837</b>	-0.076	172,414
<b>66</b>	<b>T. SYKES</b>	GBR	BMW Motorrad WorldSBK Team	BMW M 1000 RR	15:06'25.757	<b>1'34.820</b>	-0.017	172,445
<b>1</b>	<b>J. REA</b>	GBR	Kawasaki Racing Team WorldSBK	Kawasaki ZX-10RR	15:07'09.103	<b>1'34.788</b>	-0.032	172,503
<b>66</b>	<b>T. SYKES</b>	GBR	BMW Motorrad WorldSBK Team	BMW M 1000 RR	15:21'56.257	<b>1'34.753</b>	-0.035	172,567
<b>1</b>	<b>J. REA</b>	GBR	Kawasaki Racing Team WorldSBK	Kawasaki ZX-10RR	15:23'10.611	<b>1'34.644</b>	-0.109	172,765
<b>31</b>	<b>G. GERLOFF</b>	USA	GRT Yamaha WorldSBK Team	Yamaha YZF R1	15:40'25.402	<b>1'34.512</b>	-0.132	173,007
<b>1</b>	<b>J. REA</b>	GBR	Kawasaki Racing Team WorldSBK	Kawasaki ZX-10RR	15:42'56.349	<b>1'34.391</b>	-0.121	173,228

Start 23/07/2021 15:00 End 15:47 The results are provisional until the end of the time limit for protests and appeals and the completion of the technical checks.

These data/results cannot be reproduced, stored and/or transmitted in whole or in part by any manner of electronic, mechanical, photocopying, recording, broadcasting or otherwise now known or herein after developed without the previous express consent by the copyright owner, except for reproduction in daily press and regular printed publications on sale to the public within 60 days of the event related to those data/results and always provided that copyright symbol appears together as follows below.

© DORNA WSBK ORGANIZATION Srl 2021



## Prosecco DOC Dutch Round, 23-25 July 2021

### Free Practices Combined Results after FP2

TT Circuit Assen 4.542 m

No.	Rider	Nat	Team	Bike	Class	FP1	FP2	FP3	Time	Gap	Rel.	Avg	LL
1	<b>1 J. REA</b>	GBR	Kawasaki Racing Team WorldSBK	Kawasaki ZX-10RR		1'34.669	<b>1'34.391</b>		<b>1'34.391</b>			173.228	36
2	<b>31 G. GERLOFF</b>	USA	GRT Yamaha WorldSBK Team	Yamaha YZF R1	IND	1'35.150	<b>1'34.512</b>		<b>1'34.512</b>	0.121	0.121	173.007	39
3	<b>45 S. REDDING</b>	GBR	Aruba.it Racing - Ducati	Ducati Panigale V4 R		<b>1'34.591</b>	1'34.917		<b>1'34.591</b>	0.200	0.079	172.862	43
4	<b>19 A. BAUTISTA</b>	ESP	Team HRC	Honda CBR1000 RR-R		1'36.024	<b>1'34.741</b>		<b>1'34.741</b>	0.350	0.150	172.588	36
5	<b>66 T. SYKES</b>	GBR	BMW Motorrad WorldSBK Team	BMW M 1000 RR		1'35.117	<b>1'34.753</b>		<b>1'34.753</b>	0.362	0.012	172.567	33
6	<b>54 T. RAZGATLIOGLU</b>	TUR	Pata Yamaha with BRIXX WorldSBK	Yamaha YZF R1		1'35.050	<b>1'34.755</b>		<b>1'34.755</b>	0.364	0.002	172.563	37
7	<b>44 L. MAHIAS</b>	FRA	Kawasaki Puccetti Racing	Kawasaki ZX-10RR	IND	1'35.279	<b>1'34.771</b>		<b>1'34.771</b>	0.380	0.016	172.534	29
8	<b>21 M. RINALDI</b>	ITA	Aruba.it Racing - Ducati	Ducati Panigale V4 R		1'35.019	<b>1'34.958</b>		<b>1'34.958</b>	0.567	0.187	172.194	37
9	<b>22 A. LOWES</b>	GBR	Kawasaki Racing Team WorldSBK	Kawasaki ZX-10RR		1'35.467	<b>1'34.959</b>		<b>1'34.959</b>	0.568	0.001	172.192	39
10	<b>7 C. DAVIES</b>	GBR	Team GoEleven	Ducati Panigale V4 R	IND	<b>1'34.971</b>	1'35.503		<b>1'34.971</b>	0.580	0.012	172.170	36
11	<b>60 M. VAN DER MARK</b>	NED	BMW Motorrad WorldSBK Team	BMW M 1000 RR		1'35.320	<b>1'34.974</b>		<b>1'34.974</b>	0.583	0.003	172.165	35
12	<b>91 L. HASLAM</b>	GBR	Team HRC	Honda CBR1000 RR-R		1'35.173	<b>1'34.976</b>		<b>1'34.976</b>	0.585	0.002	172.161	33
13	<b>55 A. LOCATELLI</b>	ITA	Pata Yamaha with BRIXX WorldSBK	Yamaha YZF R1		1'35.316	<b>1'35.081</b>		<b>1'35.081</b>	0.690	0.105	171.971	42
14	<b>94 J. FOLGER</b>	GER	Bonovo MGM Racing	BMW M 1000 RR	IND	1'35.530	<b>1'35.343</b>		<b>1'35.343</b>	0.952	0.262	171.499	36
15	<b>47 A. BASSANI</b>	ITA	Motocorsa Racing	Ducati Panigale V4 R	IND	1'36.359	<b>1'35.528</b>		<b>1'35.528</b>	1.137	0.185	171.167	36
16	<b>53 T. RABAT</b>	ESP	Barni Racing Team	Ducati Panigale V4 R	IND	1'35.681	<b>1'35.599</b>		<b>1'35.599</b>	1.208	0.071	171.039	41
17	<b>32 I. VINALES</b>	ESP	Orelac Racing VerdNatura	Kawasaki ZX-10RR	IND	1'36.135	<b>1'35.945</b>		<b>1'35.945</b>	1.554	0.346	170.423	35
18	<b>36 L. MERCADO</b>	ARG	MIE Racing Honda Racing	Honda CBR1000 RR-R	IND	1'37.113	<b>1'36.397</b>		<b>1'36.397</b>	2.006	0.452	169.624	39
19	<b>3 K. NOZANE</b>	JPN	GRT Yamaha WorldSBK Team	Yamaha YZF R1	IND	1'36.652	<b>1'36.405</b>		<b>1'36.405</b>	2.014	0.008	169.609	36
20	<b>9 A. MANTOVANI</b>	ITA	Vince64	Kawasaki ZX-10RR	IND	<b>1'37.146</b>	1'37.210		<b>1'37.146</b>	2.755	0.741	168.316	43
21	<b>84 L. CRESSON</b>	BEL	OUTDO TPR Team Pedercini Racing	Kawasaki ZX-10RR	IND	1'38.995	<b>1'38.586</b>		<b>1'38.586</b>	4.195	1.440	165.857	36

23/07/2021

These data/results cannot be reproduced, stored and/or transmitted in whole or in part by any manner of electronic, mechanical, photocopying, recording, broadcasting or otherwise now known or herein after developed without the previous express consent by the copyright owner, except for reproduction in daily press and regular printed publications on sale to the public within 60 days of the event related to those data/results and always provided that copyright symbol appears together as follows below.

© DORNA WSBK ORGANIZATION Srl 2021

FIKZ PERUGIA TIMING



Official Tyre Supplier



Official Timekeeper

## Prosecco DOC Dutch Round, 23-25 July 2021 Best Sectors & Speed Free Practice 2nd Session

### BEST LAP

1	1 J. REA	Kawasaki ZX-10RR	1'34.391
2	31 G. GERLOFF	Yamaha YZF R1	1'34.512
3	19 A. BAUTISTA	Honda CBR1000 RR-R	1'34.741
4	66 T. SYKES	BMW M 1000 RR	1'34.753
5	54 T. RAZGATLIOGLU	Yamaha YZF R1	1'34.755
6	44 L. MAHIAS	Kawasaki ZX-10RR	1'34.771
7	45 S. REDDING	Ducati Panigale V4 R	1'34.917
8	21 M. RINALDI	Ducati Panigale V4 R	1'34.958
9	22 A. LOWES	Kawasaki ZX-10RR	1'34.959
10	60 M. VAN DER MARK	BMW M 1000 RR	1'34.974
11	91 L. HASLAM	Honda CBR1000 RR-R	1'34.976
12	55 A. LOCATELLI	Yamaha YZF R1	1'35.081
13	94 J. FOLGER	BMW M 1000 RR	1'35.343
14	7 C. DAVIES	Ducati Panigale V4 R	1'35.503
15	47 A. BASSANI	Ducati Panigale V4 R	1'35.528
16	53 T. RABAT	Ducati Panigale V4 R	1'35.599
17	32 I. VINALES	Kawasaki ZX-10RR	1'35.945
18	36 L. MERCADO	Honda CBR1000 RR-R	1'36.397
19	3 K. NOZANE	Yamaha YZF R1	1'36.405
20	9 A. MANTOVANI	Kawasaki ZX-10RR	1'37.210
21	84 L. CRESSON	Kawasaki ZX-10RR	1'38.586

### SPEED

1	19 A. BAUTISTA	Honda CBR1000 RR-R	291,1
2	53 T. RABAT	Ducati Panigale V4 R	289,5
3	45 S. REDDING	Ducati Panigale V4 R	288,8
4	22 A. LOWES	Kawasaki ZX-10RR	288,0
5	21 M. RINALDI	Ducati Panigale V4 R	288,0
6	91 L. HASLAM	Honda CBR1000 RR-R	288,0
7	55 A. LOCATELLI	Yamaha YZF R1	286,5
8	1 J. REA	Kawasaki ZX-10RR	286,5
9	31 G. GERLOFF	Yamaha YZF R1	286,5
10	66 T. SYKES	BMW M 1000 RR	285,7
11	54 T. RAZGATLIOGLU	Yamaha YZF R1	285,7
12	60 M. VAN DER MARK	BMW M 1000 RR	285,0
13	7 C. DAVIES	Ducati Panigale V4 R	285,0
14	47 A. BASSANI	Ducati Panigale V4 R	285,0
15	94 J. FOLGER	BMW M 1000 RR	284,2
16	36 L. MERCADO	Honda CBR1000 RR-R	284,2
17	3 K. NOZANE	Yamaha YZF R1	282,7
18	32 I. VINALES	Kawasaki ZX-10RR	282,7
19	9 A. MANTOVANI	Kawasaki ZX-10RR	282,7
20	44 L. MAHIAS	Kawasaki ZX-10RR	280,5
21	84 L. CRESSON	Kawasaki ZX-10RR	274,1

### SEG. 1

1	31 G. GERLOFF	30.912
2	1 J. REA	30.990
3	19 A. BAUTISTA	31.002
4	54 T. RAZGATLIOGLU	31.011
5	22 A. LOWES	31.108
6	7 C. DAVIES	31.132
7	45 S. REDDING	31.133
8	44 L. MAHIAS	31.134
9	21 M. RINALDI	31.170
10	91 L. HASLAM	31.203
11	66 T. SYKES	31.210
12	94 J. FOLGER	31.223
13	55 A. LOCATELLI	31.229
14	60 M. VAN DER MARK	31.248
15	32 I. VINALES	31.255
16	53 T. RABAT	31.290
17	3 K. NOZANE	31.343
18	47 A. BASSANI	31.423
19	36 L. MERCADO	31.617
20	9 A. MANTOVANI	31.635
21	84 L. CRESSON	32.330

### SEG. 2

1	66 T. SYKES	14.069
2	1 J. REA	14.075
3	91 L. HASLAM	14.117
4	7 C. DAVIES	14.118
5	19 A. BAUTISTA	14.137
6	45 S. REDDING	14.154
7	54 T. RAZGATLIOGLU	14.159
8	21 M. RINALDI	14.167
9	44 L. MAHIAS	14.183
10	60 M. VAN DER MARK	14.214
11	31 G. GERLOFF	14.227
12	22 A. LOWES	14.230
13	55 A. LOCATELLI	14.249
14	94 J. FOLGER	14.310
15	53 T. RABAT	14.323
16	47 A. BASSANI	14.337
17	3 K. NOZANE	14.473
18	32 I. VINALES	14.475
19	36 L. MERCADO	14.482
20	9 A. MANTOVANI	14.556
21	84 L. CRESSON	14.828

### SEG. 3

1	31 G. GERLOFF	27.356
2	44 L. MAHIAS	27.513
3	47 A. BASSANI	27.538
4	21 M. RINALDI	27.542
5	19 A. BAUTISTA	27.578
6	55 A. LOCATELLI	27.587
7	1 J. REA	27.598
8	60 M. VAN DER MARK	27.632
9	54 T. RAZGATLIOGLU	27.659
10	66 T. SYKES	27.659
11	94 J. FOLGER	27.661
12	45 S. REDDING	27.662
13	91 L. HASLAM	27.695
14	22 A. LOWES	27.708
15	7 C. DAVIES	27.739
16	53 T. RABAT	27.749
17	32 I. VINALES	27.806
18	3 K. NOZANE	27.857
19	9 A. MANTOVANI	28.002
20	36 L. MERCADO	28.029
21	84 L. CRESSON	28.574

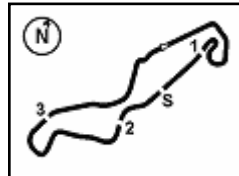
### SEG. 4

1	66 T. SYKES	21.655
2	1 J. REA	21.677
3	22 A. LOWES	21.745
4	91 L. HASLAM	21.778
5	54 T. RAZGATLIOGLU	21.799
6	60 M. VAN DER MARK	21.822
7	31 G. GERLOFF	21.836
8	21 M. RINALDI	21.838
9	45 S. REDDING	21.868
10	44 L. MAHIAS	21.885
11	55 A. LOCATELLI	21.924
12	19 A. BAUTISTA	21.934
13	94 J. FOLGER	22.008
14	53 T. RABAT	22.063
15	36 L. MERCADO	22.106
16	47 A. BASSANI	22.112
17	7 C. DAVIES	22.112
18	32 I. VINALES	22.201
19	3 K. NOZANE	22.331
20	9 A. MANTOVANI	22.546
21	84 L. CRESSON	22.627

23/07/2021

These data/results cannot be reproduced, stored and/or transmitted in whole or in part by any manner of electronic, mechanical, photocopying, recording, broadcasting or otherwise now known or herein after developed without the previous express consent by the copyright owner, except for reproduction in daily press and regular printed publications on sale to the public within 60 days of the event related to those data/results and always provided that copyright symbol appears together as follows below.

© DORNA WSBK ORGANIZATION Srl 2021



## Prosecco DOC Dutch Round, 23-25 July 2021

### Ideal Times Free Practice 2nd Session

TT Circuit Assen 4.542 m

No.	Rider	Nat	Bike	Seg. 1	Seg. 2	Seg. 3	Seg. 4	Ideal Time		
				Diff. 1	Diff. 2	Diff. 3	Diff. 4	Best Lap	Pos.	Diff.
1	31 G. GERLOFF	USA	Yamaha YZF R1	<b>30.912</b>	14.227 +0.064	<b>27.356</b> +0.080	21.836 +0.037	<b>1'34.331</b> 1'34.512	2	0.181
2	1 J. REA	GBR	Kawasaki ZX-10RR	30.990 +0.010	14.075	27.598 +0.041	21.677	<b>1'34.340</b> 1'34.391	1	0.051
3	66 T. SYKES	GBR	BMW M 1000 RR	31.210 +0.091	<b>14.069</b> +0.043	27.659 +0.026	<b>21.655</b>	<b>1'34.593</b> 1'34.753	4	0.160
4	54 T. RAZGATLIOGLU	TUR	Yamaha YZF R1	31.011	14.159	27.659 +0.127	21.799	<b>1'34.628</b> 1'34.755	5	0.127
5	19 A. BAUTISTA	ESP	Honda CBR1000 RR-R	31.002	14.137 +0.028	27.578 +0.062	21.934	<b>1'34.651</b> 1'34.741	3	0.090
6	44 L. MAHIAS	FRA	Kawasaki ZX-10RR	31.134	14.183 +0.056	27.513	21.885	<b>1'34.715</b> 1'34.771	6	0.056
7	21 M. RINALDI	ITA	Ducati Panigale V4 R	31.170 +0.045	14.167 +0.085	27.542	21.838 +0.111	<b>1'34.717</b> 1'34.958	8	0.241
8	22 A. LOWES	GBR	Kawasaki ZX-10RR	31.108 +0.090	14.230	27.708 +0.068	21.745 +0.010	<b>1'34.791</b> 1'34.959	9	0.168
9	91 L. HASLAM	GBR	Honda CBR1000 RR-R	31.203	14.117	27.695 +0.023	21.778 +0.160	<b>1'34.793</b> 1'34.976	11	0.183
10	45 S. REDDING	GBR	Ducati Panigale V4 R	31.133 +0.070	14.154	27.662 +0.030	21.868	<b>1'34.817</b> 1'34.917	7	0.100
11	60 M. VAN DER MARK	NED	BMW M 1000 RR	31.248	14.214 +0.032	27.632	21.822 +0.026	<b>1'34.916</b> 1'34.974	10	0.058
12	55 A. LOCATELLI	ITA	Yamaha YZF R1	31.229 +0.083	14.249 +0.009	27.587	21.924	<b>1'34.989</b> 1'35.081	12	0.092
13	7 C. DAVIES	GBR	Ducati Panigale V4 R	31.132 +0.075	14.118 +0.185	27.739 +0.142	22.112	<b>1'35.101</b> 1'35.503	14	0.402
14	94 J. FOLGER	GER	BMW M 1000 RR	31.223	14.310	27.661	22.008 +0.141	<b>1'35.202</b> 1'35.343	13	0.141
15	47 A. BASSANI	ITA	Ducati Panigale V4 R	31.423 +0.093	14.337	27.538	22.112 +0.025	<b>1'35.410</b> 1'35.528	15	0.118
16	53 T. RABAT	ESP	Ducati Panigale V4 R	31.290 +0.065	14.323 +0.109	27.749	22.063	<b>1'35.425</b> 1'35.599	16	0.174
17	32 I. VINALES	ESP	Kawasaki ZX-10RR	31.255 +0.057	14.475 +0.048	27.806 +0.103	22.201	<b>1'35.737</b> 1'35.945	17	0.208
18	3 K. NOZANE	JPN	Yamaha YZF R1	31.343 +0.401	14.473	27.857	22.331	<b>1'36.004</b> 1'36.405	19	0.401
19	36 L. MERCADO	ARG	Honda CBR1000 RR-R	31.617	14.482 +0.012	28.029 +0.075	22.106 +0.076	<b>1'36.234</b> 1'36.397	18	0.163
20	9 A. MANTOVANI	ITA	Kawasaki ZX-10RR	31.635 +0.145	14.556 +0.159	28.002 +0.070	22.546 +0.097	<b>1'36.739</b> 1'37.210	20	0.471
21	84 L. CRESSON	BEL	Kawasaki ZX-10RR	32.330 +0.013	14.828	28.574 +0.091	22.627 +0.123	<b>1'38.359</b> 1'38.586	21	0.227
<b>Overall Ideal Time</b>				<b>30.912</b>	<b>14.069</b>	<b>27.356</b>	<b>21.655</b>	<b>1'33.992</b>		

23/07/2021

These data/results cannot be reproduced, stored and/or transmitted in whole or in part by any manner of electronic, mechanical, photocopying, recording, broadcasting or otherwise now known or herein after developed without the previous express consent by the copyright owner, except for reproduction in daily press and regular printed publications on sale to the public within 60 days of the event related to those data/results and always provided that copyright symbol appears together as follows below.

© DORNA WSBK ORGANIZATION Srl 2021

PIRELLI PERUGIA TIMING



Official Tyre Supplier



Official Timekeeper

## Prosecco DOC Dutch Round, 23-25 July 2021 Chronological Analysis Free Practice 2nd Session

TT Circuit Assen 4.542 m

**1° J. REA (1'34.391)**

Lap	Seg.1	Seg.2	Seg.3	Seg.4	Lap Time	km/h	Local Time
1		14.565	28.197	22.072		279,1	15:02'24.565
2	31.116	14.195	27.643	21.959	1'34.913	283,5	15:03'59.478
3	31.236	14.228	27.625	21.748	1'34.837	284,2	15:05'34.315
4	31.045	14.268	27.693	21.782	1'34.788	<b>286,5</b>	15:07'09.103
5	31.174	14.201	27.677	21.761	1'34.813	283,5	15:08'43.916
6	31.145	14.185	27.699	21.842	1'34.871	285,0	15:10'18.787
7	31.161	14.136	27.755	21.906	1'34.958	<b>286,5</b>	15:11'53.745
8	31.125	14.247	27.720	21.825	1'34.917	285,0	15:13'28.662
9	31.055	14.137	27.856	21.790	1'34.838	284,2	15:15'03.500
10	31.160	14.215	27.709	21.755	1'34.839	284,2	15:16'38.339
11	41.186	14.565	29.719	22.276	1'47.746	285,0	15:18'26.085
12	31.169	14.236	27.783	21.797	1'34.985	285,0	15:20'01.070
13	31.118	14.210	27.796	21.773	1'34.897	284,2	15:21'35.967
14	31.032	14.193	27.638	21.781	1'34.644	283,5	15:23'10.611
15	31.067	14.137	27.699	22.060	1'34.963	284,2	15:24'45.574
16	31.173	14.198	27.760	21.836	1'34.967	285,7	15:26'20.541
17	33.608	16.670	28.380	31.284	1'49.942P	203,8	15:28'10.483
18	12'06.385	14.578	28.591	21.921	13'11.475P	279,8	15:41'21.958
19	31.000	14.075	27.639	<b>21.677</b>	<b>1'34.391</b>	282,7	15:42'56.349
20	<b>30.990</b>	14.112	<b>27.598</b>	21.739	1'34.439	284,2	15:44'30.788
21	31.050	14.180	27.745	21.968	1'34.943	285,0	15:46'05.731

15	31.463	14.278	27.892	33.090	1'46.723P	<b>291,1</b>	15:30'34.564
16	6'38.836	14.585	27.937	22.666	7'44.024P	288,0	15:38'18.588
17	31.054	14.239	<b>27.578</b>	22.164	1'35.035	288,0	15:39'53.623
18	<b>31.002</b>	14.165	27.640	<b>21.934</b>	<b>1'34.741</b>	290,3	15:41'28.364
19	31.082	<b>14.137</b>	27.776	22.255	1'35.250	290,3	15:43'03.614
20	31.360	14.214	27.793	22.200	1'35.567	<b>291,1</b>	15:44'39.181
21	31.278	14.248	27.767	22.159	1'35.452	<b>291,1</b>	15:46'14.633

**4° 66 T. SYKES (1'34.753)**

Lap	Seg.1	Seg.2	Seg.3	Seg.4	Lap Time	km/h	Local Time
1		14.754	28.351	22.461		277,6	15:03'11.438
2	31.544	14.623	31.318	22.014	1'39.499	283,5	15:04'50.937
3	<b>31.210</b>	14.138	27.794	21.678	1'34.820	285,0	15:06'25.757
4	31.409	14.400	28.372	32.366	1'46.547P	284,2	15:08'12.304
5	6'13.733	14.487	28.129	22.308	7'18.657P	281,3	15:15'30.961
6	31.264	14.208	27.839	21.849	1'35.160	278,4	15:17'06.121
7	31.375	14.106	27.807	21.941	1'35.229	284,2	15:18'41.350
8	31.408	14.134	27.893	26.719	1'40.154	283,5	15:20'21.504
9	31.301	14.112	27.685	<b>21.655</b>	<b>1'34.753</b>	283,5	15:21'56.257
10	31.338	14.107	<b>27.659</b>	21.746	1'34.850	<b>285,7</b>	15:23'31.107
11	33.033	14.635	28.847	32.919	1'49.434P	277,6	15:25'20.541
12	10'48.407	14.499	29.761	23.362	11'56.029P	280,5	15:37'16.570
13	31.456	14.108	27.822	22.004	1'35.390	284,2	15:38'51.960
14	31.335	<b>14.069</b>	27.757	21.897	1'35.058	279,8	15:40'27.018
15	31.384	14.432	34.083	22.305	1'42.204	283,5	15:42'09.222
16	31.442	14.133	27.792	21.945	1'35.312	282,7	15:43'44.534
17	31.356	14.096	27.878	21.826	1'35.156	282,0	15:45'19.690

**2° 31 G. GERLOFF (1'34.512)**

Lap	Seg.1	Seg.2	Seg.3	Seg.4	Lap Time	km/h	Local Time
1		14.699	28.327	32.488		282,0	15:01'53.511
2	59.134	14.636	28.172	22.225	2'04.167P	281,3	15:03'57.678
3	31.396	14.361	28.239	21.986	1'35.982	281,3	15:05'33.660
4	31.324	14.350	27.707	21.980	1'35.361	282,7	15:07'09.021
5	31.559	14.232	27.689	21.900	1'35.380	285,0	15:08'44.401
6	31.425	14.250	27.737	<b>21.836</b>	1'35.248	283,5	15:10'19.649
7	31.168	14.244	27.626	21.861	1'34.899	284,2	15:11'54.548
8	32.529	14.424	28.000	31.828	1'46.781P	<b>286,5</b>	15:13'41.329
9	6'03.878	14.582	27.824	22.391	7'08.675P	280,5	15:20'50.004
10	31.196	14.256	27.643	22.259	1'35.354	284,2	15:22'25.358
11	34.308	14.514	27.796	22.065	1'38.683	283,5	15:24'04.041
12	31.199	14.262	27.654	21.964	1'35.079	283,5	15:25'39.120
13	35.143	14.477	28.084	30.995	1'48.699P	282,0	15:27'27.819
14	7'08.032	14.548	28.357	22.570	8'13.507P	279,8	15:35'41.326
15	30.999	14.309	<b>27.356</b>	22.043	1'34.707	282,0	15:37'16.033
16	31.120	14.358	27.463	21.916	1'34.857	282,7	15:38'50.890
17	<b>30.912</b>	14.291	27.436	21.873	<b>1'34.512</b>	282,7	15:40'25.402
18	31.242	14.283	27.514	21.857	1'34.896	282,7	15:42'00.298
19	30.946	14.263	27.404	21.934	1'34.547	282,7	15:43'34.845
20	30.928	<b>14.227</b>	27.495	21.881	1'34.531	284,2	15:45'09.376

**5° 54 T. RAZGATLIOGLU (1'34.755)**

Lap	Seg.1	Seg.2	Seg.3	Seg.4	Lap Time	km/h	Local Time
1		14.867	28.580	22.433		282,0	15:01'49.139
2	31.872	14.331	27.968	21.948	1'36.119	279,8	15:03'25.258
3	31.438	14.490	28.178	31.811	1'45.917P	<b>285,7</b>	15:05'11.175
4	5'37.376	15.044	29.423	21.929	6'43.772P	272,0	15:11'54.947
5	31.566	14.528	27.754	21.979	1'35.827	<b>285,7</b>	15:13'30.774
6	31.229	14.212	<b>27.659</b>	21.859	1'34.959	283,5	15:15'05.733
7	31.048	14.258	27.796	21.891	1'34.993	280,5	15:16'40.726
8	31.205	14.187	27.870	21.966	1'35.228	282,7	15:18'15.954
9	31.330	15.131	28.470	32.220	1'47.051P	280,5	15:20'03.005
10	6'52.558	14.719	28.397	22.354	7'58.128P	281,3	15:28'01.133
11	32.063	14.591	28.177	22.121	1'36.952	277,6	15:29'38.085
12	31.179	14.169	27.818	21.853	1'35.019	276,9	15:31'13.104
13	31.213	14.255	27.723	22.161	1'35.352	284,2	15:32'48.456
14	31.348	14.205	27.907	21.920	1'35.380	282,0	15:34'23.836
15	36.001	14.295	27.851	22.380	1'40.527	<b>285,7</b>	15:36'04.363
16	31.163	14.196	27.794	21.811	1'34.964	284,2	15:37'39.327
17	<b>31.011</b>	<b>14.159</b>	27.786	<b>21.799</b>	<b>1'34.755</b>	284,2	15:39'14.082
18	31.349	14.265	28.023	21.960	1'35.597	282,0	15:40'49.679
19	31.292	14.198	27.843	21.867	1'35.200	283,5	15:42'24.879
20	31.238	14.214	32.340	24.515	1'42.307	283,5	15:44'07.186
21	31.295	14.324	27.993	22.084	1'35.696	278,4	15:45'42.882

**3° 19 A. BAUTISTA (1'34.741)**

Lap	Seg.1	Seg.2	Seg.3	Seg.4	Lap Time	km/h	Local Time
1		15.148	28.656	22.902		288,8	15:01'55.815
2	31.873	14.552	28.033	22.247	1'36.705	288,0	15:03'32.520
3	31.688	14.441	28.215	22.306	1'36.650	288,8	15:05'09.170
4	31.503	14.468	27.916	22.316	1'36.203	289,5	15:06'45.373
5	31.382	14.343	27.957	22.516	1'36.198	290,3	15:08'21.571
6	31.478	14.404	27.835	22.194	1'35.911	288,0	15:09'57.482
7	31.487	14.296	27.834	22.176	1'35.793	290,3	15:11'33.275
8	31.403	14.293	27.999	31.996	1'45.691P	<b>291,1</b>	15:13'18.966
9	6'23.667	15.567	28.056	22.469	7'29.759P	269,3	15:20'48.725
10	31.391	14.259	27.873	22.246	1'35.769	288,8	15:22'24.494
11	31.378	14.282	27.859	22.250	1'35.769	288,8	15:24'00.263
12	31.501	14.244	27.886	22.183	1'35.814	290,3	15:25'36.077
13	31.433	14.244	27.886	22.248	1'35.811	289,5	15:27'11.888
14	31.500	14.283	27.874	22.296	1'35.953	<b>291,1</b>	15:28'47.841

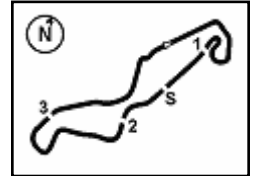
**6° 44 L. MAHIAS (1'34.771)**

Lap	Seg.1	Seg.2	Seg.3	Seg.4	Lap Time	km/h	Local Time
1		14.431	28.232	22.213		279,1	15:02'25.013
2	31.269	<b>14.183</b>	1'40.613	31.988	2'58.053P	279,8	15:05'23.066
3	56.195	14.703	28.260	22.273	2'01.431P	277,6	15:07'24.497
4	31.960	14.747	30.091	32.886	1'49.684P	275,5	15:09'14.181
5	11'19.412	14.450	27.686	22.262	12'23.810P	278,4	15:21'37.991
6	31.582	14.524	27.875	22.542	1'36.523	277,6	15:23'14.514
7	31.580	14.520	27.900	22.126	1'36.126	277,6	15:24'50.640
8	31.738	14.474	28.007	22.110	1'36.329	279,1	15:26'26.969
9	31.810	14.516	28.114	22.301	1'36.741	279,8	15:28'03.710

23/07/2021 P = Pits In/Out - C = Lap Time Cancelled

These data/results cannot be reproduced, stored and/or transmitted in whole or in part by any manner of electronic, mechanical, photocopying, recording, broadcasting or otherwise now known or herein after developed without the previous express consent by the copyright owner, except for reproduction in daily press and regular printed publications on sale to the public within 60 days of the event related to those data/results and always provided that copyright symbol appears together as follows below.

© DORNA WSBK ORGANIZATION Srl 2021



## Prosecco DOC Dutch Round, 23-25 July 2021 Chronological Analysis Free Practice 2nd Session

TT Circuit Assen 4.542 m

2 / 4

10	31.626	14.480	28.017	22.082	1'36.205	279,8	15:29'39.915	8	31.143	14.253	27.807	21.878	1'35.081	285,7	15:12'56.575
11	33.859	15.016	29.227	32.758	1'50.860P	272,0	15:31'30.775	9	31.254	14.292	27.851	21.854	1'35.251	286,5	15:14'31.826
12	8'44.135	15.610	29.718	21.978	9'51.441P	260,9	15:41'22.216	10	40.057	16.855	28.435	22.523	1'47.870	237,4	15:16'19.696
13	<b>31.134</b>	14.239	<b>27.513</b>	<b>21.885</b>	<b>1'34.771</b>	<b>280,5</b>	15:42'56.987	11	31.312	14.233	27.836	21.977	1'35.358	<b>288,0</b>	15:17'55.054
14	31.286	14.319	27.768	22.054	1'35.427	278,4	15:44'32.414	12	31.327	14.286	27.835	21.919	1'35.367	286,5	15:19'30.421
15	31.524	14.546	27.963	22.185	1'36.218	275,5	15:46'08.632	13	31.256	14.241	27.950	22.409	1'35.856	<b>288,0</b>	15:21'06.277

### 7° 45 S. REDDING (1'34.917)

Lap	Seg.1	Seg.2	Seg.3	Seg.4	Lap Time	km/h	Local Time
1		14.818	28.414	22.529		282,0	15:02'15.799
2	31.618	14.457	27.894	22.214	1'36.183	282,7	15:03'51.982
3	31.367	14.279	27.718	22.061	1'35.425	285,0	15:05'27.407
4	31.155	14.206	27.699	21.915	1'34.975	287,2	15:07'02.382
5	<b>31.133</b>	14.155	27.810	22.038	1'35.136	<b>288,8</b>	15:08'37.518
6	31.276	14.197	27.711	22.036	1'35.220	287,2	15:10'12.738
7	31.203	<b>14.154</b>	27.692	<b>21.868</b>	<b>1'34.917</b>	285,7	15:11'47.655
8	34.310	14.776	34.285	31.629	1'55.000P	282,0	15:13'42.655
9	5'28.750	17.557	28.212	22.405	6'36.924P	182,7	15:20'19.579
10	31.373	14.187	27.745	21.957	1'35.262	285,0	15:21'54.841
11	31.390	14.199	27.721	22.066	1'35.376	285,7	15:23'30.217
12	35.074	14.469	28.657	22.527	1'40.727	284,2	15:25'10.944
13	31.387	14.260	28.132	31.000	1'44.779P	286,5	15:26'55.723
14	6'27.083	14.718	28.254	22.554	7'32.609P	283,5	15:34'28.332
15	31.198	14.212	27.782	22.078	1'35.270	285,7	15:36'03.602
16	31.199	14.178	27.683	22.083	1'35.143	285,7	15:37'38.745
17	31.149	14.218	<b>27.662</b>	22.036	1'35.065	287,2	15:39'13.810
18	34.478	14.507	28.071	22.490	1'39.546	282,7	15:40'53.356
19	31.240	14.229	27.802	22.131	1'35.402	286,5	15:42'28.758
20	31.240	14.195	27.870	22.328	1'35.633	288,0	15:44'04.391
21	34.425	14.355	27.895	22.044	1'38.719	285,7	15:45'43.110

### 10° 60 M. VAN DER MARK (1'34.974)

Lap	Seg.1	Seg.2	Seg.3	Seg.4	Lap Time	km/h	Local Time
1		14.619	28.226	22.409		284,2	15:01'37.022
2	31.863	14.459	27.855	22.096	1'36.273	282,7	15:03'13.295
3	31.709	14.432	28.186	22.067	1'36.394	283,5	15:04'49.689
4	31.556	14.356	27.873	21.931	1'35.716	282,0	15:06'25.405
5	31.482	14.635	28.616	22.888	1'37.621	276,9	15:08'03.026
6	31.529	14.364	27.692	<b>21.822</b>	1'35.407	283,5	15:09'38.433
7	31.303	14.297	27.981	33.078	1'46.659P	283,5	15:11'25.092
8	7'47.075	16.813	28.364	22.852	8'55.104P	229,3	15:20'20.196
9	31.510	14.236	27.824	21.885	1'35.455	<b>285,0</b>	15:21'55.651
10	<b>31.248</b>	14.246	<b>27.632</b>	21.848	<b>1'34.974</b>	<b>285,0</b>	15:23'30.625
11	31.261	14.278	27.690	21.859	1'35.088	282,7	15:25'05.713
12	31.529	16.650	31.099	22.191	1'41.469	236,3	15:26'47.182
13	31.250	14.265	27.765	21.929	1'35.209	284,2	15:28'22.391
14	32.049	14.415	27.858	32.410	1'46.732P	279,1	15:30'09.123
15	10'49.714	14.719	28.040	21.921	11'54.394P	277,6	15:42'03.517
16	31.395	14.254	27.754	21.938	1'35.341	282,0	15:43'38.858
17	31.252	<b>14.214</b>	27.808	21.874	1'35.148	280,5	15:45'14.006

### 8° 21 M. RINALDI (1'34.958)

Lap	Seg.1	Seg.2	Seg.3	Seg.4	Lap Time	km/h	Local Time
1		15.043	28.703	22.941		284,2	15:02'19.434
2	31.954	14.526	27.965	22.466	1'36.911	285,0	15:03'56.345
3	35.242	15.860	28.041	22.438	1'41.581	266,0	15:05'37.926
4	31.531	14.479	28.070	22.281	1'36.361	287,2	15:07'14.287
5	31.727	14.454	28.027	31.693	1'45.901P	287,2	15:09'00.188
6	5'20.973	14.691	28.185	22.571	6'26.420P	286,5	15:15'26.608
7	31.609	14.395	27.627	22.095	1'35.726	285,7	15:17'02.334
8	31.215	14.252	<b>27.542</b>	21.949	<b>1'34.958</b>	287,2	15:18'37.292
9	<b>31.170</b>	14.200	27.674	21.744	1'34.788C	<b>288,0</b>	15:20'12.080
10	31.295	14.359	30.785	33.090	1'49.529P	287,2	15:22'01.609
11	8'22.032	14.508	27.819	22.072	9'26.431P	285,0	15:31'28.040
12	31.351	14.314	27.703	21.942	1'35.310	285,7	15:33'03.350
13	31.236	14.192	27.846	<b>21.838</b>	1'35.112	287,2	15:34'38.462
14	31.241	14.319	27.742	21.923	1'35.225	287,2	15:36'13.687
15	31.197	14.250	27.732	22.003	1'35.182	287,2	15:37'48.869
16	31.308	14.268	27.840	22.118	1'35.534	287,2	15:39'24.403
17	31.485	14.254	31.365	22.799	1'39.903	286,5	15:41'04.306
18	31.401	14.322	27.843	22.116	1'35.682	287,2	15:42'39.988
19	31.478	<b>14.167</b>	27.861	22.171	1'35.677	<b>288,0</b>	15:44'15.665
20	31.549	14.267	27.914	22.223	1'35.953	287,2	15:45'51.618

### 11° 91 L. HASLAM (1'34.976)

Lap	Seg.1	Seg.2	Seg.3	Seg.4	Lap Time	km/h	Local Time
1		15.239	30.225	23.737		282,7	15:02'05.624
2	32.140	14.450	29.504	23.204	1'39.298	283,5	15:03'44.922
3	31.894	14.361	27.930	35.549	1'49.734P	283,5	15:05'34.656
4	6'19.153	14.441	28.181	22.210	7'23.985P	284,2	15:12'58.641
5	31.664	14.188	27.926	21.990	1'35.768	286,5	15:14'34.409
6	34.275	16.848	30.261	24.287	1'45.671	221,3	15:16'20.080
7	31.572	14.177	27.720	<b>21.778</b>	1'35.247	286,5	15:17'55.327
8	31.687	14.403	27.868	22.017	1'35.975	286,5	15:19'31.302
9	31.436	14.149	27.739	21.869	1'35.193	284,2	15:21'06.495
10	33.206	14.824	29.578	34.992	1'52.600P	282,7	15:22'59.095
11	10'32.561	15.368	32.866	22.917	11'43.712P	277,6	15:34'42.807
12	31.477	14.208	28.902	23.154	1'37.741	286,5	15:36'20.548
13	31.746	15.696	33.654	32.029	1'53.125	268,0	15:38'13.673
14	31.335	14.235	<b>27.695</b>	21.910	1'35.175	282,7	15:39'48.848
15	36.890	14.291	28.290	21.890	1'41.361	285,7	15:41'30.209
16	31.352	14.196	27.771	21.797	1'35.116	<b>288,0</b>	15:43'05.325
17	<b>31.203</b>	<b>14.117</b>	27.718	21.938	<b>1'34.976</b>	<b>288,0</b>	15:44'40.301
18	31.389	14.230	27.723	21.783	1'35.125	287,2	15:46'15.426

### 9° 22 A. LOWES (1'34.959)

Lap	Seg.1	Seg.2	Seg.3	Seg.4	Lap Time	km/h	Local Time
1		14.660	28.809	22.078		284,2	15:01'47.700
2	31.263	14.299	27.885	22.166	1'35.613	285,0	15:03'23.313
3	31.330	14.435	27.789	21.963	1'35.517	285,0	15:04'58.830
4	31.261	14.303	<b>27.708</b>	21.796	1'35.068	287,2	15:06'33.898
5	31.261	14.244	27.765	<b>21.745</b>	1'35.015	285,0	15:08'08.913
6	31.165	14.596	29.540	22.321	1'37.622	286,5	15:09'46.535
7	31.198	<b>14.230</b>	27.776	21.755	<b>1'34.959</b>	285,7	15:11'21.494

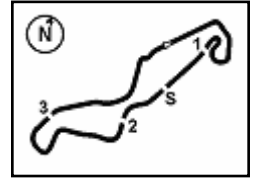
### 12° 55 A. LOCATELLI (1'35.081)

Lap	Seg.1	Seg.2	Seg.3	Seg.4	Lap Time	km/h	Local Time
1		15.082	28.262	22.424		275,5	15:01'50.383
2	31.567	14.266	27.760	22.022	1'35.615	285,0	15:03'25.998
3	<b>31.229</b>	14.334	27.928	22.397	1'35.888	<b>286,5</b>	15:05'01.886
4	31.386	14.309	27.757	22.200	1'35.652	285,0	15:06'37.538
5	33.740	15.371	29.008	32.308	1'50.427P	260,2	15:08'27.965

23/07/2021 P = Pits In/Out - C = Lap Time Cancelled

These data/results cannot be reproduced, stored and/or transmitted in whole or in part by any manner of electronic, mechanical, photocopying, recording, broadcasting or otherwise now known or herein after developed without the previous express consent by the copyright owner, except for reproduction in daily press and regular printed publications on sale to the public within 60 days of the event related to those data/results and always provided that copyright symbol appears together as follows below.

© DORNA WSBK ORGANIZATION Srl 2021



TT Circuit Assen 4.542 m

6	5'33.213	15.979	27.971	22.336	6'39.499P	210,9	15:15'07.464	1	15.171	28.735	22.506	273,4	15:02'28.686		
7	31.385	14.326	27.594	22.171	1'35.476	284,2	15:16'42.940	2	31.940	14.489	22.493	1'37.006	279,8	15:04'05.692	
8	31.312	14.258	<b>27.587</b>	<b>21.924</b>	<b>1'35.081</b>	283,5	15:18'18.021	3	31.722	14.530	22.465	1'36.451	282,0	15:05'42.143	
9	31.520	14.330	27.661	22.053	1'35.564	284,2	15:19'53.585	4	31.610	14.516	22.406	1'36.400	283,5	15:07'18.543	
10	31.397	14.345	27.740	22.317	1'35.799	282,0	15:21'29.384	5	31.614	14.359	22.112	1'35.759	<b>285,0</b>	15:08'54.302	
11	31.563	14.320	27.805	22.168	1'35.856	282,7	15:23'05.240	6	<b>31.423</b>	14.342	22.193	1'35.860	284,2	15:10'30.162	
12	31.308	14.324	27.698	22.217	1'35.547	283,5	15:24'40.787	7	32.643	14.852	22.623	32.416	1'48.534P	282,0	15:12'18.696
13	31.361	14.308	27.728	22.127	1'35.524	282,7	15:26'16.311	8	5'38.618	15.002	28.716	23.131	6'45.467P	273,4	15:19'04.163
14	31.391	14.264	27.725	22.175	1'35.555	285,0	15:27'51.866	9	32.135	14.555	27.904	22.292	1'36.886	283,5	15:20'41.049
15	31.352	14.315	27.803	22.152	1'35.622	284,2	15:29'27.488	10	31.649	14.417	27.893	22.327	1'36.286	282,7	15:22'17.335
16	31.298	<b>14.249</b>	27.775	22.098	1'35.420	284,2	15:31'02.908	11	31.749	14.455	28.064	22.286	1'36.554	282,7	15:23'53.889
17	31.264	14.303	27.844	22.094	1'35.505	283,5	15:32'38.413	12	32.934	15.022	29.315	31.645	1'48.916P	279,8	15:25'42.805
18	31.331	14.340	27.859	22.176	1'35.706	283,5	15:34'14.119	13	8'35.460	14.600	27.976	22.370	9'40.406P	281,3	15:35'23.211
19	31.335	14.356	27.969	22.233	1'35.893	285,0	15:35'50.012	14	31.516	<b>14.337</b>	<b>27.538</b>	22.137	<b>1'35.528</b>	282,7	15:36'58.739
20	31.342	14.325	27.875	22.197	1'35.739	283,5	15:37'25.751	15	31.504	<b>14.337</b>	27.601	22.236	1'35.678	282,0	15:38'34.417
21	31.538	14.408	28.008	22.194	1'36.148	283,5	15:39'01.899	16	31.658	14.386	27.716	22.188	1'35.948	283,5	15:40'10.365
22	31.603	14.366	28.062	32.969	1'47.000P	284,2	15:40'48.899	17	31.625	14.376	27.805	22.273	1'36.079	283,5	15:41'46.444
23	4'11.746	21.554	33.245	23.309	5'29.854P	251,7	15:46'18.753	18	37.893	14.988	29.949	22.528	1'45.358	276,9	15:43'31.802
								19	31.837	14.393	27.995	22.306	1'36.531	<b>285,0</b>	15:45'08.333

**13° 94 J. FOLGER (1'35.343)**

Lap	Seg.1	Seg.2	Seg.3	Seg.4	Lap Time	km/h	Local Time
1		14.888	36.536	23.813		279,8	15:02'08.268
2	31.886	14.387	28.286	22.702	1'37.261	282,7	15:03'45.529
3	31.907	14.549	28.673	22.594	1'37.723	281,3	15:05'23.252
4	31.657	14.380	28.081	22.245	1'36.363	<b>284,2</b>	15:06'59.615
5	31.698	14.382	28.243	22.271	1'36.594	282,0	15:08'36.209
6	35.879	14.838	31.483	22.239	1'44.439	279,8	15:10'20.648
7	31.457	14.449	27.859	22.126	1'35.891	282,7	15:11'56.539
8	34.737	15.340	29.161	33.192	1'52.430P	265,4	15:13'48.969
9	6'45.881	14.588	28.321	22.671	7'51.461P	282,7	15:21'40.430
10	31.708	14.414	28.007	22.359	1'36.488	282,0	15:23'16.918
11	38.571	14.669	28.524	22.619	1'44.383	282,0	15:25'01.301
12	31.465	14.387	27.944	22.154	1'35.950	<b>284,2</b>	15:26'37.251
13	37.262	14.750	31.791	31.518	1'55.321P	278,4	15:28'32.572
14	8'41.806	16.411	28.711	23.045	9'49.973P	260,2	15:38'22.545
15	31.253	14.331	27.802	<b>22.008</b>	1'35.394	282,7	15:39'57.939
16	41.504	19.311	28.181	22.183	1'51.179	202,2	15:41'49.118
17	<b>31.223</b>	<b>14.310</b>	<b>27.661</b>	22.149	<b>1'35.343</b>	282,7	15:43'24.461
18	42.072	14.987	31.097	22.357	1'50.513	270,7	15:45'14.974

**16° 53 T. RABAT (1'35.599)**

Lap	Seg.1	Seg.2	Seg.3	Seg.4	Lap Time	km/h	Local Time
1		14.723	28.527	22.690		280,5	15:01'39.519
2	31.717	14.733	28.318	22.709	1'37.477	272,0	15:03'16.996
3	31.766	14.633	28.442	22.700	1'37.541	282,7	15:04'54.537
4	31.875	14.502	28.079	22.535	1'36.991	281,3	15:06'31.528
5	31.635	14.520	28.112	22.490	1'36.757	279,1	15:08'08.285
6	31.609	14.526	28.077	22.391	1'36.603	280,5	15:09'44.888
7	34.521	14.641	28.132	22.387	1'39.681	285,7	15:11'24.569
8	31.493	14.413	28.055	22.293	1'36.254	282,0	15:13'00.823
9	31.660	14.432	27.925	22.344	1'36.361	281,3	15:14'37.184
10	31.640	17.915	32.149	22.648	1'44.352	182,4	15:16'21.536
11	31.545	14.491	28.068	22.445	1'36.549	283,5	15:17'58.085
12	31.487	14.433	28.088	22.326	1'36.334	<b>289,5</b>	15:19'34.419
13	31.597	15.683	33.597	34.377	1'55.254P	285,0	15:21'29.673
14	4'48.743	14.974	28.805	32.121	6'04.643P	274,1	15:27'34.316
15	2'49.830	14.535	27.831	22.248	3'54.444P	284,2	15:31'28.760
16	31.355	14.432	<b>27.749</b>	<b>22.063</b>	<b>1'35.599</b>	285,7	15:33'04.359
17	<b>31.290</b>	14.366	27.996	22.158	1'35.810	284,2	15:34'40.169
18	31.292	<b>14.323</b>	27.983	22.273	1'35.871	285,7	15:36'16.040
19	34.574	14.655	33.518	45.986	2'08.733C	277,6	15:38'24.773
20	34.379	14.895	30.089	34.417	1'53.780	279,8	15:40'18.553
21	33.368	15.263	40.137	22.541	1'51.309	274,8	15:42'09.862
22	31.547	14.351	28.052	22.342	1'36.292	281,3	15:43'46.154
23	31.373	14.384	27.991	22.315	1'36.063	285,7	15:45'22.217

**14° 7 C. DAVIES (1'35.503)**

Lap	Seg.1	Seg.2	Seg.3	Seg.4	Lap Time	km/h	Local Time
1		15.121	29.363	22.827		277,6	15:02'43.393
2	31.380	14.371	28.277	22.394	1'36.422	281,3	15:04'19.815
3	<b>31.132</b>	14.250	27.806	22.706	1'35.894	283,5	15:05'55.709
4	31.288	14.387	<b>27.739</b>	22.370	1'35.784	282,7	15:07'31.493
5	32.422	15.367	28.730	22.704	1'39.223	260,9	15:09'10.716
6	31.207	14.303	27.881	<b>22.112</b>	<b>1'35.503</b>	284,2	15:10'46.219
7	33.652	14.989	29.605	33.239	1'51.485P	271,4	15:12'37.704
8	8'48.262	14.808	28.642	22.831	9'54.543P	280,5	15:22'32.247
9	31.268	14.223	27.935	22.640	1'36.066	<b>285,0</b>	15:24'08.313
10	31.405	14.462	30.344	33.694	1'49.905P	284,2	15:25'58.218
11	6'07.476	14.616	28.837	22.638	7'13.567P	280,5	15:33'11.785
12	31.235	14.262	27.985	22.170	1'35.652	<b>285,0</b>	15:34'47.437
13	31.311	15.559	30.903	22.819	1'40.592	282,7	15:36'28.029
14	31.289	<b>14.118</b>	30.584	39.719	1'55.710	<b>285,0</b>	15:38'23.739
15	35.260	14.552	31.382	42.483	2'03.677P	278,4	15:40'27.416
16	47.520	14.468	28.128	22.541	1'52.657P	281,3	15:42'20.073
17	31.295	14.286	29.096	22.305	1'36.982	284,2	15:43'57.055
18	31.259	14.286	27.842	29.193	1'42.580	284,2	15:45'39.635

**17° 32 I. VINALES (1'35.945)**

Lap	Seg.1	Seg.2	Seg.3	Seg.4	Lap Time	km/h	Local Time
1		15.232	28.681	22.979		277,6	15:01'52.212
2	32.094	14.807	28.206	22.731	1'37.838	277,6	15:03'30.050
3	34.498	14.764	28.098	22.500	1'39.860	278,4	15:05'09.910
4	31.524	14.611	27.903	22.281	1'36.319	280,5	15:06'46.229
5	31.574	14.651	28.081	22.561	1'36.867	280,5	15:08'23.096
6	31.571	14.643	27.870	22.547	1'36.631	275,5	15:09'59.727
7	31.698	14.746	30.735	33.530	1'50.709P	279,1	15:11'50.436
8	9'06.610	15.017	28.442	23.197	10'13.266P	273,4	15:22'03.702
9	31.994	14.833	28.270	22.698	1'37.795	275,5	15:23'41.497
10	31.970	15.225	28.544	33.446	1'49.185P	282,0	15:25'30.682
11	8'48.066	14.768	27.977	22.508	9'53.319P	279,1	15:35'24.001
12	31.398	14.533	<b>27.806</b>	22.494	1'36.231	278,4	15:37'00.232
13	33.805	15.311	33.579	22.326	1'45.021	269,3	15:38'45.253
14	31.312	14.523	27.909	<b>22.201</b>	<b>1'35.945</b>	279,1	15:40'21.198
15	31.476	14.705	36.694	22.686	1'45.561	282,0	15:42'06.759

**15° 47 A. BASSANI (1'35.528)**

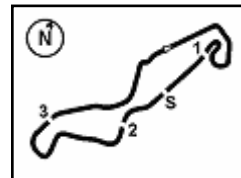
Lap	Seg.1	Seg.2	Seg.3	Seg.4	Lap Time	km/h	Local Time
-----	-------	-------	-------	-------	----------	------	------------

23/07/2021 P = Pits In/Out - C = Lap Time Cancelled

These data/results cannot be reproduced, stored and/or transmitted in whole or in part by any manner of electronic, mechanical, photocopying, recording, broadcasting or otherwise now known or herein after developed without the previous express consent by the copyright owner, except for reproduction in daily press and regular printed publications on sale to the public within 60 days of the event related to those data/results and always provided that copyright symbol appears together as follows below.

© DORNA WSBK ORGANIZATION Srl 2021





TT Circuit Assen 4.542 m

4 / 4

## Prosecco DOC Dutch Round, 23-25 July 2021 Chronological Analysis Free Practice 2nd Session

16	35.247	14.533	28.125	22.663	1'40.568	<b>282,7</b>	15:43'47.327
17	<b>31.255</b>	<b>14.475</b>	27.916	22.312	1'35.958	282,0	15:45'23.285

15	<b>31.635</b>	<b>14.556</b>	28.131	23.074	1'37.396	279,1	15:36'25.613
16	32.160	14.769	28.189	22.740	1'37.858	275,5	15:38'03.471
17	31.780	14.715	28.072	22.643	<b>1'37.210</b>	275,5	15:39'40.681
18	31.900	14.830	28.085	22.620	1'37.435	274,8	15:41'18.116
19	31.819	15.369	30.781	22.627	1'40.596	277,6	15:42'58.712
20	31.791	14.616	<b>28.002</b>	23.538	1'37.947	<b>282,7</b>	15:44'36.659
21	31.819	14.739	28.198	22.864	1'37.620	276,2	15:46'14.279

### 18° 36 L. MERCADO (1'36.397)

Lap	Seg.1	Seg.2	Seg.3	Seg.4	Lap Time	km/h	Local Time
1		15.389	30.104	23.882		272,7	15:02'06.007
2	32.500	14.798	28.710	23.014	1'39.022	277,6	15:03'45.029
3	32.121	14.571	28.319	22.392	1'37.403	280,5	15:05'22.432
4	31.945	14.625	28.595	22.404	1'37.569	276,2	15:07'00.001
5	31.972	14.680	28.440	22.306	1'37.398	279,1	15:08'37.399
6	32.061	14.557	28.372	22.345	1'37.335	282,0	15:10'14.734
7	32.165	14.682	28.925	34.862	1'50.634P	279,1	15:12'05.368
8	3'28.776	20.446	28.814	22.516	4'40.552P	168,8	15:16'45.920
9	31.774	14.621	28.038	<b>22.106</b>	1'36.539	276,9	15:18'22.459
10	31.695	14.503	28.255	22.205	1'36.658	279,8	15:19'59.117
11	36.329	14.592	28.292	22.231	1'41.444	283,5	15:21'40.561
12	31.892	<b>14.482</b>	<b>28.029</b>	22.180	1'36.583	281,3	15:23'17.144
13	32.282	14.725	28.440	34.079	1'49.526P	278,4	15:25'06.670
14	7'57.718	15.672	32.646	22.332	9'08.368P	269,3	15:34'15.038
15	31.742	14.519	28.079	25.824	1'40.164	279,1	15:35'55.202
16	<b>31.617</b>	14.494	28.104	22.182	<b>1'36.397</b>	279,8	15:37'31.599
17	31.725	14.583	28.160	22.423	1'36.891	266,7	15:39'08.490
18	31.717	14.527	28.236	22.235	1'36.715	279,8	15:40'45.205
19	40.745	15.227	28.575	22.220	1'46.867	273,4	15:42'32.072
20	31.648	14.562	28.173	22.319	1'36.702	<b>284,2</b>	15:44'08.774
21	31.632	14.500	28.127	22.262	1'36.521	282,0	15:45'45.295

### 21° 84 L. CRESSON (1'38.586)

Lap	Seg.1	Seg.2	Seg.3	Seg.4	Lap Time	km/h	Local Time
1		15.301	29.476	23.597		273,4	15:01'43.703
2	32.895	14.996	29.155	22.883	1'39.929	270,7	15:03'23.632
3	32.515	15.328	31.729	31.698	1'51.270P	272,0	15:05'14.902
4	4'10.056	16.297	30.990	23.246	5'20.589P	247,1	15:10'35.491
5	32.833	15.031	29.155	22.906	1'39.925	270,7	15:12'15.416
6	37.578	16.549	32.380	23.519	1'50.026	235,3	15:14'05.442
7	32.627	15.096	28.931	22.985	1'39.639	272,0	15:15'45.081
8	32.423	14.922	28.970	23.042	1'39.357	272,7	15:17'24.438
9	32.528	15.010	28.888	23.138	1'39.564	270,7	15:19'04.002
10	38.289	15.049	42.640	35.468	2'11.446P	270,0	15:21'15.448
11	12'35.576	15.829	29.738	23.643	13'44.786P	264,7	15:35'00.234
12	32.567	15.123	28.861	22.921	1'39.472	268,7	15:36'39.706
13	34.236	14.945	28.593	22.916	1'40.690	272,7	15:38'20.396
14	32.538	14.943	28.713	22.747	1'38.941	271,4	15:39'59.337
15	32.503	14.905	28.674	<b>22.627</b>	1'38.709	272,0	15:41'38.046
16	<b>32.330</b>	14.940	<b>28.574</b>	22.743	1'38.587	273,4	15:43'16.633
17	32.343	<b>14.828</b>	28.665	22.750	<b>1'38.586</b>	<b>274,1</b>	15:44'55.219
18	40.730	40.149	30.451	32.605	2'23.935P	205,7	15:47'19.154

### 19° 3 K. NOZANE (1'36.405)

Lap	Seg.1	Seg.2	Seg.3	Seg.4	Lap Time	km/h	Local Time
1		15.155	28.410	23.069		280,5	15:01'45.502
2	31.639	14.813	28.400	22.683	1'37.535	281,3	15:03'23.037
3	31.744	<b>14.473</b>	<b>27.857</b>	<b>22.331</b>	<b>1'36.405</b>	<b>282,7</b>	15:04'59.442
4	31.356	14.698	27.885	22.544	1'36.483	282,0	15:06'35.925
5	31.729	14.852	28.692	23.955	1'39.228	280,5	15:08'15.153
6	31.576	14.869	28.123	22.577	1'37.145	279,8	15:09'52.298
7	31.635	14.907	28.248	36.802	1'51.592P	282,0	15:11'43.890
8	8'15.323	15.236	28.639	23.160	9'22.358P	275,5	15:21'06.248
9	32.319	14.917	28.321	22.936	1'38.493	276,9	15:22'44.741
10	31.969	15.026	28.392	22.723	1'38.110	280,5	15:24'22.851
11	31.990	16.159	30.961	34.469	1'53.579P	259,0	15:26'16.430
12	10'32.056	16.166	33.288	23.229	11'44.739P	249,4	15:38'01.169
13	31.472	14.954	28.029	22.618	1'37.073	277,6	15:39'38.242
14	31.511	14.691	27.951	22.536	1'36.689	279,1	15:41'14.931
15	<b>31.343</b>	14.757	27.871	22.610	1'36.581	280,5	15:42'51.512
16	37.673	14.740	28.165	22.703	1'43.281	279,1	15:44'34.793
17	31.507	14.847	28.028	22.783	1'37.165	280,5	15:46'11.958

### 20° 9 A. MANTOVANI (1'37.210)

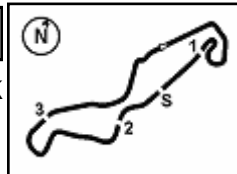
Lap	Seg.1	Seg.2	Seg.3	Seg.4	Lap Time	km/h	Local Time
1		15.392	29.214	23.358		272,7	15:01'58.923
2	32.553	14.894	28.477	23.169	1'39.093	273,4	15:03'38.016
3	32.363	14.913	28.367	22.925	1'38.568	275,5	15:05'16.584
4	32.334	14.908	28.420	22.918	1'38.580	274,1	15:06'55.164
5	32.092	14.801	28.363	22.950	1'38.206	275,5	15:08'33.370
6	36.801	14.732	28.299	22.870	1'42.702	278,4	15:10'16.072
7	32.176	14.737	28.423	22.815	1'38.151	274,8	15:11'54.223
8	32.044	14.777	28.276	<b>22.546</b>	1'37.643	278,4	15:13'31.866
9	32.202	14.729	28.426	22.883	1'38.240	277,6	15:15'10.106
10	32.191	14.753	28.543	22.958	1'38.445	274,1	15:16'48.551
11	32.389	14.856	28.538	22.944	1'38.727	274,1	15:18'27.278
12	32.144	14.781	28.516	23.059	1'38.500	276,9	15:20'05.778
13	33.735	15.607	30.538	34.684	1'54.564P	270,0	15:22'00.342
14	11'41.018	16.133	28.177	22.547	12'47.875P	270,0	15:34'48.217

23/07/2021

P = Pits In/Out - C = Lap Time Cancelled

These data/results cannot be reproduced, stored and/or transmitted in whole or in part by any manner of electronic, mechanical, photocopying, recording, broadcasting or otherwise now known or herein after developed without the previous express consent by the copyright owner, except for reproduction in daily press and regular printed publications on sale to the public within 60 days of the event related to those data/results and always provided that copyright symbol appears together as follows below.

© DORNA WSBK ORGANIZATION Srl 2021



## Prosecco DOC Dutch Round, 23-25 July 2021 Best Laps & Speeds

TT Circuit Assen 4.542 m

No.	Rider Bike	Nat	Best Lap		FP1		FP2												
			LL	SPD	LL	SPD	LL	SPD											
1	<b>J. REA</b> Kawasaki ZX-10RR	GBR	<b>1'34.391</b> 36 286,4		1'34.669 16 285,7		<b>1'34.391</b> 20 <b>286,4</b>												
2	<b>G. GERLOFF</b> Yamaha YZF R1	USA	<b>1'34.512</b> 39 287,2		1'35.150 20 <b>287,2</b>		<b>1'34.512</b> 19 286,4												
3	<b>S. REDDING</b> Ducati Panigale V4 R	GBR	<b>1'34.591</b> 43 290,3		<b>1'34.591</b> 23 <b>290,3</b>		1'34.917 20 288,7												
4	<b>A. BAUTISTA</b> Honda CBR1000 RR-R	ESP	<b>1'34.741</b> 36 291,8		1'36.024 16 <b>291,8</b>		<b>1'34.741</b> 20 291,1												
5	<b>T. SYKES</b> BMW M 1000 RR	GBR	<b>1'34.753</b> 33 285,7		1'35.117 17 <b>285,7</b>		<b>1'34.753</b> 16 <b>285,7</b>												
6	<b>T. RAZGATLIOGLU</b> Yamaha YZF R1	TUR	<b>1'34.755</b> 37 287,2		1'35.050 17 <b>287,2</b>		<b>1'34.755</b> 20 285,7												
7	<b>L. MAHIAS</b> Kawasaki ZX-10RR	FRA	<b>1'34.771</b> 29 284,9		1'35.279 15 <b>284,9</b>		<b>1'34.771</b> 14 280,5												
8	<b>M. RINALDI</b> Ducati Panigale V4 R	ITA	<b>1'34.958</b> 37 289,5		1'35.019 18 <b>289,5</b>		<b>1'34.958</b> 19 288,0												
9	<b>A. LOWES</b> Kawasaki ZX-10RR	GBR	<b>1'34.959</b> 39 289,5		1'35.467 19 <b>289,5</b>		<b>1'34.959</b> 20 288,0												
10	<b>C. DAVIES</b> Ducati Panigale V4 R	GBR	<b>1'34.971</b> 36 287,2		<b>1'34.971</b> 19 <b>287,2</b>		1'35.503 17 284,9												
11	<b>M. VAN DER MARK</b> BMW M 1000 RR	NED	<b>1'34.974</b> 35 285,7		1'35.320 19 <b>285,7</b>		<b>1'34.974</b> 16 284,9												
12	<b>L. HASLAM</b> Honda CBR1000 RR-R	GBR	<b>1'34.976</b> 33 288,0		1'35.173 16 286,4		<b>1'34.976</b> 17 <b>288,0</b>												
13	<b>A. LOCATELLI</b> Yamaha YZF R1	ITA	<b>1'35.081</b> 42 287,2		1'35.316 20 <b>287,2</b>		<b>1'35.081</b> 22 286,4												
14	<b>J. FOLGER</b> BMW M 1000 RR	GER	<b>1'35.343</b> 36 285,7		1'35.530 19 <b>285,7</b>		<b>1'35.343</b> 17 284,2												
15	<b>A. BASSANI</b> Ducati Panigale V4 R	ITA	<b>1'35.528</b> 36 287,2		1'36.359 18 <b>287,2</b>		<b>1'35.528</b> 18 284,9												
16	<b>T. RABAT</b> Ducati Panigale V4 R	ESP	<b>1'35.599</b> 41 289,5		1'35.681 19 287,2		<b>1'35.599</b> 22 <b>289,5</b>												
17	<b>I. VINALES</b> Kawasaki ZX-10RR	ESP	<b>1'35.945</b> 35 282,7		1'36.135 19 280,5		<b>1'35.945</b> 16 <b>282,7</b>												
18	<b>L. MERCADO</b> Honda CBR1000 RR-R	ARG	<b>1'36.397</b> 39 284,2		1'37.113 19 281,2		<b>1'36.397</b> 20 <b>284,2</b>												
19	<b>K. NOZANE</b> Yamaha YZF R1	JPN	<b>1'36.405</b> 36 284,2		1'36.652 20 <b>284,2</b>		<b>1'36.405</b> 16 282,7												
20	<b>A. MANTOVANI</b> Kawasaki ZX-10RR	ITA	<b>1'37.146</b> 43 282,7		<b>1'37.146</b> 23 279,7		1'37.210 20 <b>282,7</b>												
21	<b>L. CRESSON</b> Kawasaki ZX-10RR	BEL	<b>1'38.586</b> 36 278,3		1'38.995 19 <b>278,3</b>		<b>1'38.586</b> 17 274,1												

23/07/2021

These data/results cannot be reproduced, stored and/or transmitted in whole or in part by any manner of electronic, mechanical, photocopying, recording, broadcasting or otherwise now known or herein after developed without the previous express consent by the copyright owner, except for reproduction in daily press and regular printed publications on sale to the public within 60 days of the event related to those data/results and always provided that copyright symbol appears together as follows below.

© DORNA WSBK ORGANIZATION Srl 2021

PIRELLI PERUGIA TIMING



Official Tyre Supplier



Official Timekeeper