

TT Circuit Assen 4.542 m

1 / 2

Prosecco DOC Dutch Round, 23-25 July 2021

Results Free Practice 3rd Session

No.	Rider	Nat	Team	Bike	Class	Time	Gap	Rel.	Laps	Speed	
										Avg	Max
1	45 S. REDDING	GBR	Aruba.it Racing - Ducati	Ducati Panigale V4 R		1'34.108			15	173,749	291,1
2	54 T. RAZGATLIOGLU	TUR	Pata Yamaha with BRIXX WorldSBK	Yamaha YZF R1		1'34.674	0.566	0.566	15	172,711	285,7
3	7 C. DAVIES	GBR	Team GoEleven	Ducati Panigale V4 R	IND	1'34.703	0.595	0.029	14	172,658	289,5
4	22 A. LOWES	GBR	Kawasaki Racing Team WorldSBK	Kawasaki ZX-10RR		1'34.708	0.600	0.005	14	172,649	288,0
5	31 G. GERLOFF	USA	GRT Yamaha WorldSBK Team	Yamaha YZF R1	IND	1'34.745	0.637	0.037	14	172,581	287,2
6	1 J. REA	GBR	Kawasaki Racing Team WorldSBK	Kawasaki ZX-10RR		1'34.794	0.686	0.049	14	172,492	287,2
7	55 A. LOCATELLI	ITA	Pata Yamaha with BRIXX WorldSBK	Yamaha YZF R1		1'34.810	0.702	0.016	14	172,463	289,5
8	91 L. HASLAM	GBR	Team HRC	Honda CBR1000 RR-R		1'34.891	0.783	0.081	12	172,316	289,5
9	21 M. RINALDI	ITA	Aruba.it Racing - Ducati	Ducati Panigale V4 R		1'34.932	0.824	0.041	12	172,241	293,5
10	66 T. SYKES	GBR	BMW Motorrad WorldSBK Team	BMW M 1000 RR		1'35.200	1.092	0.268	12	171,756	286,5
11	94 J. FOLGER	GER	Bonovo MGM Racing	BMW M 1000 RR	IND	1'35.228	1.120	0.028	14	171,706	286,5
12	44 L. MAHIAS	FRA	Kawasaki Puccetti Racing	Kawasaki ZX-10RR	IND	1'35.304	1.196	0.076	15	171,569	282,0
13	19 A. BAUTISTA	ESP	Team HRC	Honda CBR1000 RR-R		1'35.705	1.597	0.401	14	170,850	294,3
14	47 A. BASSANI	ITA	Motocorsa Racing	Ducati Panigale V4 R	IND	1'35.721	1.613	0.016	15	170,821	288,8
15	3 K. NOZANE	JPN	GRT Yamaha WorldSBK Team	Yamaha YZF R1	IND	1'35.934	1.826	0.213	14	170,442	285,0
16	53 T. RABAT	ESP	Barni Racing Team	Ducati Panigale V4 R	IND	1'36.304	2.196	0.370	12	169,787	289,5
17	36 L. MERCADO	ARG	MIE Racing Honda Racing	Honda CBR1000 RR-R	IND	1'36.512	2.404	0.208	15	169,421	286,5
18	32 I. VINALES	ESP	Orelac Racing VerdNatura	Kawasaki ZX-10RR	IND	1'36.611	2.503	0.099	15	169,248	285,7
19	9 A. MANTOVANI	ITA	Vince64	Kawasaki ZX-10RR	IND	1'37.252	3.144	0.641	12	168,132	280,5
20	84 L. CRESSON	BEL	OUTDO TPR Team Pedercini Racing	Kawasaki ZX-10RR	IND	1'37.987	3.879	0.735	14	166,871	277,6
----- Out 107% in this Session -----											
21	60 M. VAN DER MARK	NED	BMW Motorrad WorldSBK Team	BMW M 1000 RR					1		285,0

Qualifying Lap Time (107% of 1'34.108): 1'40.697

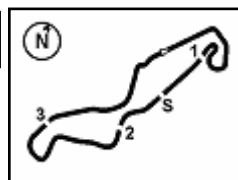
AIR	Humidity:	76%	Temp:	18°C
TRACK	Condition:	Dry	Temp:	24°C

Records	Pole	(SP2)	2017	J.Rea	1'33.505	174,870	Km/h
	Race	(RC2)	2019	A.Bautista	1'34.564	172,910	Km/h
	All Times	(SP2)	2017	J.Rea	1'33.505	174,870	Km/h

Start 09:00 End 09:31 The results are provisional until the end of the time limit for protests and appeals and the completion of the technical checks.

These data/results cannot be reproduced, stored and/or transmitted in whole or in part by any manner of electronic, mechanical, photocopying, recording, broadcasting or otherwise now known or herein after developed without the previous express consent by the copyright owner, except for reproduction in daily press and regular printed publications on sale to the public within 60 days of the event related to those data/results and always provided that copyright symbol appears together as follows below.

© DORNA WSBK ORGANIZATION Srl 2021


Prosecco DOC Dutch Round, 23-25 July 2021
Results Free Practice 3rd Session
Session Highlights

Local Time	No. Rider	Description
09.00.00		Start
09.26.49	3 K. NOZANE	Lap Cancelled (6'59.604) - Exceeded Track Limits - Turn 18
09.29.43	31 G. GERLOFF	Lap Cancelled (1'34.981) - Exceeded Track Limits - Turn 12
09.30.47	3 K. NOZANE	Lap Cancelled (1'38.054) - Exceeded Track Limits - Turn 16
09.31.56		End Of Session

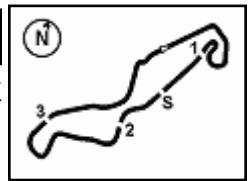
Fastest Laps Sequence

No.	Rider	Nat	Team	Bike	Local Time	Time	Gap	Avg
94	J. FOLGER	GER	Bonovo MGM Racing	BMW M 1000 RR	09:03'24.779	1'38.324		166,299
19	A. BAUTISTA	ESP	Team HRC	Honda CBR1000 RR-R	09:03'33.924	1'38.146	-0.178	166,601
22	A. LOWES	GBR	Kawasaki Racing Team WorldSBK	Kawasaki ZX-10RR	09:03'36.442	1'35.896	-2.250	170,510
54	T. RAZGATLIOGLU	TUR	Pata Yamaha with BRIXX WorldSBK	Yamaha YZF R1	09:03'51.535	1'35.433	-0.463	171,337
22	A. LOWES	GBR	Kawasaki Racing Team WorldSBK	Kawasaki ZX-10RR	09:05'11.495	1'35.053	-0.380	172,022
54	T. RAZGATLIOGLU	TUR	Pata Yamaha with BRIXX WorldSBK	Yamaha YZF R1	09:05'26.584	1'35.049	-0.004	172,029
54	T. RAZGATLIOGLU	TUR	Pata Yamaha with BRIXX WorldSBK	Yamaha YZF R1	09:07'01.258	1'34.674	-0.375	172,711
45	S. REDDING	GBR	Aruba.it Racing - Ducati	Ducati Panigale V4 R	09:16'57.666	1'34.669	-0.005	172,720
45	S. REDDING	GBR	Aruba.it Racing - Ducati	Ducati Panigale V4 R	09:20'07.179	1'34.596	-0.073	172,853
45	S. REDDING	GBR	Aruba.it Racing - Ducati	Ducati Panigale V4 R	09:29'21.481	1'34.108	-0.488	173,749

Start End The results are provisional until the end of the time limit for protests and appeals
 24/07/2021 09:00 09:31 and the completion of the technical checks.

These data/results cannot be reproduced, stored and/or transmitted in whole or in part by any manner of electronic, mechanical, photocopying, recording, broadcasting or otherwise now known or herein after developed without the previous express consent by the copyright owner, except for reproduction in daily press and regular printed publications on sale to the public within 60 days of the event related to those data/results and always provided that copyright symbol appears together as follows below.

© DORNA WSBK ORGANIZATION Srl 2021



Prosecco DOC Dutch Round, 23-25 July 2021

Free Practices Combined Results

TT Circuit Assen 4.542 m

No.	Rider	Nat	Team	Bike	Class	FP1	FP2	FP3	Time	Gap	Rel.	Avg	LL
1	45 S. REDDING	GBR	Aruba.it Racing - Ducati	Ducati Panigale V4 R		1'34.591	1'34.917	1'34.108	1'34.108			173,749	58
2	1 J. REA	GBR	Kawasaki Racing Team WorldSBK	Kawasaki ZX-10RR		1'34.669	1'34.391	1'34.794	1'34.391	0.283	0.283	173,228	50
3	31 G. GERLOFF	USA	GRT Yamaha WorldSBK Team	Yamaha YZF R1	IND	1'35.150	1'34.512	1'34.745	1'34.512	0.404	0.121	173,007	53
4	54 T. RAZGATLIOGLU	TUR	Pata Yamaha with BRIXX WorldSBK	Yamaha YZF R1		1'35.050	1'34.755	1'34.674	1'34.674	0.566	0.162	172,711	52
5	7 C. DAVIES	GBR	Team GoEleven	Ducati Panigale V4 R	IND	1'34.971	1'35.503	1'34.703	1'34.703	0.595	0.029	172,658	50
6	22 A. LOWES	GBR	Kawasaki Racing Team WorldSBK	Kawasaki ZX-10RR		1'35.467	1'34.959	1'34.708	1'34.708	0.600	0.005	172,649	53
7	19 A. BAUTISTA	ESP	Team HRC	Honda CBR1000 RR-R		1'36.024	1'34.741	1'35.705	1'34.741	0.633	0.033	172,588	50
8	66 T. SYKES	GBR	BMW Motorrad WorldSBK Team	BMW M 1000 RR		1'35.117	1'34.753	1'35.200	1'34.753	0.645	0.012	172,567	45
9	44 L. MAHIAS	FRA	Kawasaki Puccetti Racing	Kawasaki ZX-10RR	IND	1'35.279	1'34.771	1'35.304	1'34.771	0.663	0.018	172,534	44
10	55 A. LOCATELLI	ITA	Pata Yamaha with BRIXX WorldSBK	Yamaha YZF R1		1'35.316	1'35.081	1'34.810	1'34.810	0.702	0.039	172,463	56
11	91 L. HASLAM	GBR	Team HRC	Honda CBR1000 RR-R		1'35.173	1'34.976	1'34.891	1'34.891	0.783	0.081	172,316	45
12	21 M. RINALDI	ITA	Aruba.it Racing - Ducati	Ducati Panigale V4 R		1'35.019	1'34.958	1'34.932	1'34.932	0.824	0.041	172,241	49
13	60 M. VAN DER MARK	NED	BMW Motorrad WorldSBK Team	BMW M 1000 RR		1'35.320	1'34.974		1'34.974	0.866	0.042	172,165	36
14	94 J. FOLGER	GER	Bonovo MGM Racing	BMW M 1000 RR	IND	1'35.530	1'35.343	1'35.228	1'35.228	1.120	0.254	171,706	50
15	47 A. BASSANI	ITA	Motocorsa Racing	Ducati Panigale V4 R	IND	1'36.359	1'35.528	1'35.721	1'35.528	1.420	0.300	171,167	51
16	53 T. RABAT	ESP	Barni Racing Team	Ducati Panigale V4 R	IND	1'35.681	1'35.599	1'36.304	1'35.599	1.491	0.071	171,039	53
17	3 K. NOZANE	JPN	GRT Yamaha WorldSBK Team	Yamaha YZF R1	IND	1'36.652	1'36.405	1'35.934	1'35.934	1.826	0.335	170,442	50
18	32 I. VINALES	ESP	Orelac Racing VerdNatura	Kawasaki ZX-10RR	IND	1'36.135	1'35.945	1'36.611	1'35.945	1.837	0.011	170,423	50
19	36 L. MERCADO	ARG	MIE Racing Honda Racing	Honda CBR1000 RR-R	IND	1'37.113	1'36.397	1'36.512	1'36.397	2.289	0.452	169,624	54
20	9 A. MANTOVANI	ITA	Vince64	Kawasaki ZX-10RR	IND	1'37.146	1'37.210	1'37.252	1'37.146	3.038	0.749	168,316	55
21	84 L. CRESSON	BEL	OUTDO TPR Team Pedercini Racing	Kawasaki ZX-10RR	IND	1'38.995	1'38.586	1'37.987	1'37.987	3.879	0.841	166,871	50

24/07/2021

These data/results cannot be reproduced, stored and/or transmitted in whole or in part by any manner of electronic, mechanical, photocopying, recording, broadcasting or otherwise now known or herein after developed without the previous express consent by the copyright owner, except for reproduction in daily press and regular printed publications on sale to the public within 60 days of the event related to those data/results and always provided that copyright symbol appears together as follows below.

© DORNA WSBK ORGANIZATION Srl 2021

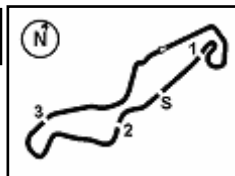
PIRELLI PERUGIA TIMING



Official Tyre Supplier



Official Timekeeper



Prosecco DOC Dutch Round, 23-25 July 2021 Best Sectors & Speed Free Practice 3rd Session

TT Circuit Assen 4.542 m

BEST LAP		
1	45 S. REDDING	Ducati Panigale V4 R 1'34.108
2	54 T. RAZGATLIOGLU	Yamaha YZF R1 1'34.674
3	7 C. DAVIES	Ducati Panigale V4 R 1'34.703
4	22 A. LOWES	Kawasaki ZX-10RR 1'34.708
5	31 G. GERLOFF	Yamaha YZF R1 1'34.745
6	1 J. REA	Kawasaki ZX-10RR 1'34.794
7	55 A. LOCATELLI	Yamaha YZF R1 1'34.810
8	91 L. HASLAM	Honda CBR1000 RR-R 1'34.891
9	21 M. RINALDI	Ducati Panigale V4 R 1'34.932
10	66 T. SYKES	BMW M 1000 RR 1'35.200
11	94 J. FOLGER	BMW M 1000 RR 1'35.228
12	44 L. MAHIAS	Kawasaki ZX-10RR 1'35.304
13	19 A. BAUTISTA	Honda CBR1000 RR-R 1'35.705
14	47 A. BASSANI	Ducati Panigale V4 R 1'35.721
15	3 K. NOZANE	Yamaha YZF R1 1'35.934
16	53 T. RABAT	Ducati Panigale V4 R 1'36.304
17	36 L. MERCADO	Honda CBR1000 RR-R 1'36.512
18	32 I. VINALES	Kawasaki ZX-10RR 1'36.611
19	9 A. MANTOVANI	Kawasaki ZX-10RR 1'37.252
20	84 L. CRESSON	Kawasaki ZX-10RR 1'37.987
21	60 M. VAN DER MARK	BMW M 1000 RR

SPEED		
1	19 A. BAUTISTA	Honda CBR1000 RR-R 294,3
2	21 M. RINALDI	Ducati Panigale V4 R 293,5
3	45 S. REDDING	Ducati Panigale V4 R 291,1
4	7 C. DAVIES	Ducati Panigale V4 R 289,5
5	53 T. RABAT	Ducati Panigale V4 R 289,5
6	55 A. LOCATELLI	Yamaha YZF R1 289,5
7	91 L. HASLAM	Honda CBR1000 RR-R 289,5
8	47 A. BASSANI	Ducati Panigale V4 R 288,8
9	22 A. LOWES	Kawasaki ZX-10RR 288,0
10	31 G. GERLOFF	Yamaha YZF R1 287,2
11	1 J. REA	Kawasaki ZX-10RR 287,2
12	66 T. SYKES	BMW M 1000 RR 286,5
13	94 J. FOLGER	BMW M 1000 RR 286,5
14	36 L. MERCADO	Honda CBR1000 RR-R 286,5
15	32 I. VINALES	Kawasaki ZX-10RR 285,7
16	54 T. RAZGATLIOGLU	Yamaha YZF R1 285,7
17	3 K. NOZANE	Yamaha YZF R1 285,0
18	60 M. VAN DER MARK	BMW M 1000 RR 285,0
19	44 L. MAHIAS	Kawasaki ZX-10RR 282,0
20	9 A. MANTOVANI	Kawasaki ZX-10RR 280,5
21	84 L. CRESSON	Kawasaki ZX-10RR 277,6

SEG. 1	
1	94 J. FOLGER 30.878
2	7 C. DAVIES 30.901
3	54 T. RAZGATLIOGLU 30.926
4	45 S. REDDING 30.961
5	31 G. GERLOFF 30.969
6	1 J. REA 30.982
7	22 A. LOWES 31.040
8	3 K. NOZANE 31.127
9	91 L. HASLAM 31.140
10	55 A. LOCATELLI 31.141
11	21 M. RINALDI 31.187
12	66 T. SYKES 31.265
13	44 L. MAHIAS 31.280
14	19 A. BAUTISTA 31.318
15	47 A. BASSANI 31.326
16	32 I. VINALES 31.371
17	53 T. RABAT 31.507
18	36 L. MERCADO 31.623
19	9 A. MANTOVANI 31.728
20	84 L. CRESSON 32.028

SEG. 2	
1	45 S. REDDING 14.014
2	66 T. SYKES 14.115
3	21 M. RINALDI 14.136
4	91 L. HASLAM 14.136
5	1 J. REA 14.149
6	7 C. DAVIES 14.153
7	22 A. LOWES 14.172
8	31 G. GERLOFF 14.174
9	54 T. RAZGATLIOGLU 14.212
10	55 A. LOCATELLI 14.221
11	47 A. BASSANI 14.233
12	19 A. BAUTISTA 14.252
13	94 J. FOLGER 14.267
14	44 L. MAHIAS 14.287
15	53 T. RABAT 14.330
16	36 L. MERCADO 14.382
17	32 I. VINALES 14.484
18	9 A. MANTOVANI 14.610
19	3 K. NOZANE 14.638
20	84 L. CRESSON 14.697
21	60 M. VAN DER MARK 16.024

SEG. 3	
1	45 S. REDDING 27.403
2	31 G. GERLOFF 27.498
3	22 A. LOWES 27.499
4	55 A. LOCATELLI 27.506
5	21 M. RINALDI 27.544
6	54 T. RAZGATLIOGLU 27.649
7	1 J. REA 27.657
8	94 J. FOLGER 27.662
9	91 L. HASLAM 27.669
10	44 L. MAHIAS 27.684
11	7 C. DAVIES 27.692
12	47 A. BASSANI 27.734
13	3 K. NOZANE 27.749
14	66 T. SYKES 27.749
15	19 A. BAUTISTA 27.840
16	53 T. RABAT 27.974
17	9 A. MANTOVANI 28.006
18	32 I. VINALES 28.007
19	36 L. MERCADO 28.057
20	84 L. CRESSON 28.478
21	60 M. VAN DER MARK 33.335

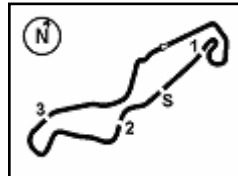
SEG. 4	
1	45 S. REDDING 21.730
2	91 L. HASLAM 21.796
3	54 T. RAZGATLIOGLU 21.805
4	22 A. LOWES 21.809
5	7 C. DAVIES 21.916
6	66 T. SYKES 21.929
7	1 J. REA 21.939
8	55 A. LOCATELLI 21.942
9	44 L. MAHIAS 21.997
10	31 G. GERLOFF 21.999
11	21 M. RINALDI 22.027
12	94 J. FOLGER 22.133
13	47 A. BASSANI 22.151
14	36 L. MERCADO 22.212
15	19 A. BAUTISTA 22.219
16	3 K. NOZANE 22.352
17	53 T. RABAT 22.394
18	32 I. VINALES 22.562
19	9 A. MANTOVANI 22.598
20	84 L. CRESSON 22.605

24/07/2021

These data/results cannot be reproduced, stored and/or transmitted in whole or in part by any manner of electronic, mechanical, photocopying, recording, broadcasting or otherwise now known or herein after developed without the previous express consent by the copyright owner, except for reproduction in daily press and regular printed publications on sale to the public within 60 days of the event related to those data/results and always provided that copyright symbol appears together as follows below.

© DORNA WSBK ORGANIZATION Srl 2021





Prosecco DOC Dutch Round, 23-25 July 2021

Ideal Times Free Practice 3rd Session

TT Circuit Assen 4.542 m

No.	Rider	Nat	Bike	Seg. 1	Seg. 2	Seg. 3	Seg. 4	Ideal Time		
				Diff. 1	Diff. 2	Diff. 3	Diff. 4	Best Lap	Pos.	Diff.
1	45 S. REDDING	GBR	Ducati Panigale V4 R	30.961	14.014	27.403	21.730	1'34.108		
2	22 A. LOWES	GBR	Kawasaki ZX-10RR	31.040	14.172 +0.009	27.499 +0.170	21.809 +0.009	1'34.520	1'34.708	4 0.188
3	54 T. RAZGATLIOGLU	TUR	Yamaha YZF R1	30.926	14.212	27.649 +0.082	21.805	1'34.592	1'34.674	2 0.082
4	31 G. GERLOFF	USA	Yamaha YZF R1	30.969 +0.021	14.174	27.498 +0.084	21.999	1'34.640	1'34.745	5 0.105
5	7 C. DAVIES	GBR	Ducati Panigale V4 R	30.901	14.153 +0.028	27.692 +0.013	21.916	1'34.662	1'34.703	3 0.041
6	1 J. REA	GBR	Kawasaki ZX-10RR	30.982	14.149 +0.021	27.657	21.939 +0.046	1'34.727	1'34.794	6 0.067
7	91 L. HASLAM	GBR	Honda CBR1000 RR-R	31.140	14.136 +0.013	27.669	21.796 +0.137	1'34.741	1'34.891	8 0.150
8	55 A. LOCATELLI	ITA	Yamaha YZF R1	31.141	14.221	27.506	21.942	1'34.810	1'34.810	7
9	21 M. RINALDI	ITA	Ducati Panigale V4 R	31.187	14.136 +0.038	27.544	22.027	1'34.894	1'34.932	9 0.038
10	94 J. FOLGER	GER	BMW M 1000 RR	30.878 +0.068	14.267	27.662 +0.220	22.133	1'34.940	1'35.228	11 0.288
11	66 T. SYKES	GBR	BMW M 1000 RR	31.265 +0.003	14.115 +0.130	27.749 +0.009	21.929	1'35.058	1'35.200	10 0.142
12	44 L. MAHIAS	FRA	Kawasaki ZX-10RR	31.280	14.287	27.684 +0.052	21.997 +0.004	1'35.248	1'35.304	12 0.056
13	47 A. BASSANI	ITA	Ducati Panigale V4 R	31.326 +0.162	14.233	27.734 +0.053	22.151 +0.062	1'35.444	1'35.721	14 0.277
14	19 A. BAUTISTA	ESP	Honda CBR1000 RR-R	31.318 +0.076	14.252	27.840	22.219	1'35.629	1'35.705	13 0.076
15	3 K. NOZANE	JPN	Yamaha YZF R1	31.127	14.638	27.749 +0.068	22.352	1'35.866	1'35.934	15 0.068
16	53 T. RABAT	ESP	Ducati Panigale V4 R	31.507	14.330	27.974 +0.075	22.394 +0.024	1'36.205	1'36.304	16 0.099
17	36 L. MERCADO	ARG	Honda CBR1000 RR-R	31.623 +0.209	14.382	28.057 +0.029	22.212	1'36.274	1'36.512	17 0.238
18	32 I. VINALES	ESP	Kawasaki ZX-10RR	31.371	14.484	28.007 +0.169	22.562 +0.018	1'36.424	1'36.611	18 0.187
19	9 A. MANTOVANI	ITA	Kawasaki ZX-10RR	31.728 +0.287	14.610 +0.023	28.006	22.598	1'36.942	1'37.252	19 0.310
20	84 L. CRESSON	BEL	Kawasaki ZX-10RR	32.028	14.697 +0.099	28.478	22.605 +0.080	1'37.808	1'37.987	20 0.179
60	M. VAN DER MARK	NED	BMW M 1000 RR							
Overall Ideal Time				30.878	14.014	27.403	21.730	1'34.025		

24/07/2021

These data/results cannot be reproduced, stored and/or transmitted in whole or in part by any manner of electronic, mechanical, photocopying, recording, broadcasting or otherwise now known or herein after developed without the previous express consent by the copyright owner, except for reproduction in daily press and regular printed publications on sale to the public within 60 days of the event related to those data/results and always provided that copyright symbol appears together as follows below.

© DORNA WSBK ORGANIZATION Srl 2021

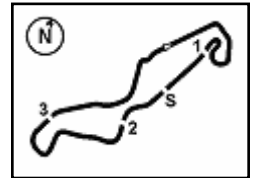
FICR PERUGIA TIMING



Official Tyre Supplier



Official Timekeeper



Prosecco DOC Dutch Round, 23-25 July 2021 Chronological Analysis Free Practice 3rd Session

TT Circuit Assen 4.542 m

1 / 3

1° 45 S. REDDING (1'34.108)							
Lap	Seg.1	Seg.2	Seg.3	Seg.4	Lap Time	km/h	Local Time
1		14.819	28.587	31.578	282.0	9:01'48.774	
2	2'58.896	14.569	28.219	22.322	4'04.006P	286,5	9:05'52.780
3	31.259	14.229	27.776	22.082	1'35.346	288,0	9:07'28.126
4	31.388	14.262	27.675	21.945	1'35.270	289,5	9:09'03.396
5	31.177	14.170	27.629	21.914	1'34.890	289,5	9:10'38.286
6	31.145	14.110	27.580	21.912	1'34.747	289,5	9:12'13.033
7	31.126	14.015	27.714	21.883	1'34.738	291,1	9:13'47.771
8	31.196	14.148	27.766	22.116	1'35.226	289,5	9:15'22.997
9	31.014	14.122	27.642	21.891	1'34.669	289,5	9:16'57.666
10	31.105	14.167	27.689	21.956	1'34.917	290,3	9:18'32.583
11	31.072	14.115	27.577	21.832	1'34.596	290,3	9:20'07.179
12	30.980	14.541	30.392	22.296	1'38.209	291,1	9:21'45.388
13	31.415	14.250	27.807	31.376	1'44.848P	290,3	9:23'30.236
14	3'13.181	14.318	27.615	22.023	4'17.137P	289,5	9:27'47.373
15	30.961	14.014	27.403	21.730	1'34.108	290,3	9:29'21.481
16	31.021	14.049	27.465	21.776	1'34.311	291,1	9:30'55.792

2° 54 T. RAZGATLIOGLU (1'34.674)							
Lap	Seg.1	Seg.2	Seg.3	Seg.4	Lap Time	km/h	Local Time
1		15.230	28.817	22.796		270,0	9:02'16.102
2	31.416	14.256	27.700	22.061	1'35.433	285,0	9:03'51.535
3	31.241	14.221	27.740	21.847	1'35.049	284,2	9:05'26.584
4	30.926	14.212	27.731	21.805	1'34.674	285,0	9:07'01.258
5	31.120	14.237	27.780	21.935	1'35.072	284,2	9:08'36.330
6	31.199	14.216	27.895	22.220	1'35.530	284,2	9:10'11.860
7	31.182	14.221	28.073	22.032	1'35.508	283,5	9:11'47.368
8	33.211	14.863	28.992	34.644	1'51.710P	270,7	9:13'39.078
9	4'25.307	15.032	28.869	22.534	5'31.742P	274,1	9:19'10.820
10	32.943	14.597	29.270	22.998	1'39.808	282,0	9:20'50.628
11	31.781	14.480	27.877	21.987	1'36.125	282,0	9:22'26.753
12	30.985	14.382	27.935	21.921	1'35.223	283,5	9:24'01.976
13	31.117	14.242	27.716	22.022	1'35.097	285,0	9:25'37.073
14	31.723	15.045	27.679	21.814	1'36.261	272,7	9:27'13.334
15	30.953	14.257	27.649	21.856	1'34.715	285,7	9:28'48.049
16	31.033	14.239	27.750	21.867	1'34.889	284,2	9:30'22.938

3° 7 C. DAVIES (1'34.703)							
Lap	Seg.1	Seg.2	Seg.3	Seg.4	Lap Time	km/h	Local Time
1		14.939	28.632	23.982		276,9	9:02'43.380
2	31.265	14.315	28.411	22.242	1'36.233	288,8	9:04'19.613
3	31.179	14.257	27.787	21.929	1'35.152	288,0	9:05'54.765
4	31.084	14.245	29.918	23.185	1'38.432	286,5	9:07'33.197
5	31.166	14.154	27.944	21.943	1'35.207	288,8	9:09'08.404
6	33.269	14.500	28.875	23.574	1'40.218	285,7	9:10'48.622
7	31.103	14.153	27.927	22.023	1'35.206	289,5	9:12'23.828
8	30.901	14.181	27.705	21.916	1'34.703	288,8	9:13'58.531
9	33.926	14.721	28.774	32.475	1'49.896P	287,2	9:15'48.427
10	6'17.829	14.579	29.146	22.517	7'24.071P	286,5	9:23'12.498
11	31.114	14.288	27.692	22.107	1'35.201	288,8	9:24'47.699
12	31.011	14.377	27.763	22.129	1'35.280	288,8	9:26'22.979
13	31.109	14.207	27.776	22.369	1'35.461	287,2	9:27'58.440
14	39.259	14.835	29.111	22.976	1'46.181	282,7	9:29'44.621
15	31.208	14.240	27.769	22.121	1'35.338	288,0	9:31'19.959

4° 22 A. LOWES (1'34.708)							
Lap	Seg.1	Seg.2	Seg.3	Seg.4	Lap Time	km/h	Local Time
1		14.998	30.195	22.800		282,7	9:02'00.546
2	31.648	14.365	27.746	22.137	1'35.896	286,5	9:03'36.442
3	31.136	14.377	27.499	22.041	1'35.053	288,0	9:05'11.495
4	38.945	14.805	28.230	22.232	1'44.212	281,3	9:06'55.707
5	31.134	14.204	27.712	22.036	1'35.086	285,7	9:08'30.793

6	31.208	14.172	27.646	21.809	1'34.835	286,5	9:10'05.628
7	31.040	14.181	27.669	21.818	1'34.708	286,5	9:11'40.336
8	31.476	14.839	39.335	32.675	1'58.325P	285,0	9:13'38.661
9	3'35.079	14.538	28.357	22.407	4'40.381P	282,7	9:18'19.042
10	31.449	14.240	27.910	22.253	1'35.852	285,7	9:19'54.894
11	31.478	14.283	27.947	22.101	1'35.809	285,7	9:21'30.703
12	31.246	14.321	27.966	22.491	1'36.024	285,7	9:23'06.727
13	32.599	14.968	29.517	32.151	1'49.235P	285,0	9:24'55.962
14	2'25.256	14.437	27.890	22.569	3'30.152P	288,0	9:28'26.114
15	31.314	14.259	27.768	22.158	1'35.499	287,2	9:30'01.613

5° 31 G. GERLOFF (1'34.745)							
Lap	Seg.1	Seg.2	Seg.3	Seg.4	Lap Time	km/h	Local Time
1		15.381	28.956	23.527		282,7	9:02'41.018
2	31.539	14.563	31.330	22.605	1'40.037	285,0	9:04'21.055
3	31.137	14.348	27.671	22.202	1'35.358	287,2	9:05'56.413
4	30.980	14.331	27.800	22.004	1'35.115	285,7	9:07'31.528
5	30.969	14.227	27.585	22.008	1'34.789	286,5	9:09'06.317
6	31.169	14.372	27.624	22.392	1'35.557	285,0	9:10'41.874
7	31.447	14.487	28.192	32.077	1'46.203P	285,0	9:12'28.077
8	6'15.477	14.537	27.723	22.566	7'20.303P	284,2	9:19'48.380
9	31.171	14.233	27.978	22.181	1'35.563	285,7	9:21'23.943
10	31.154	14.198	27.498	22.375	1'35.225	287,2	9:22'59.168
11	30.990	14.174	27.582	21.999	1'34.745	285,7	9:24'33.913
12	31.150	14.306	28.425	22.136	1'36.017	285,7	9:26'09.930
13	31.041	14.201	27.672	22.067	1'34.981C	285,7	9:27'44.911
14	30.986	14.214	27.613	22.168	1'34.981	285,0	9:29'19.892
15	31.049	14.219	27.551	22.055	1'34.874	287,2	9:30'54.766

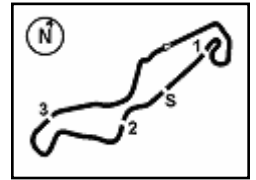
6° 1 J. REA (1'34.794)							
Lap	Seg.1	Seg.2	Seg.3	Seg.4	Lap Time	km/h	Local Time
1		14.721	28.689	22.338		284,2	9:02'32.944
2	31.428	14.313	27.957	22.197	1'35.895	285,0	9:04'08.839
3	31.209	14.236	27.903	22.228	1'35.576	285,0	9:05'44.415
4	31.141	14.271	27.838	22.047	1'35.297	285,0	9:07'19.712
5	31.281	14.335	27.969	21.634	1'45.219P	285,0	9:09'04.931
6	4'35.711	14.397	28.023	22.158	5'40.289P	285,0	9:14'45.220
7	31.140	14.222	27.814	22.004	1'35.180	286,5	9:16'20.400
8	31.216	14.168	27.929	21.990	1'35.303	286,5	9:17'55.703
9	31.246	14.691	29.154	31.576	1'46.667P	285,7	9:19'42.370
10	1'36.755	14.608	28.140	22.196	2'41.699P	285,7	9:22'24.069
11	31.104	14.149	27.680	22.017	1'34.950	286,5	9:23'59.019
12	31.094	14.168	27.710	22.065	1'35.037	287,2	9:25'34.056
13	30.982	14.170	27.657	21.985	1'34.794	287,2	9:27'08.850
14	31.115	14.156	27.726	22.325	1'35.322	286,5	9:28'44.172
15	31.110	14.249	27.718	21.939	1'35.016	285,7	9:30'19.188

7° 55 A. LOCATELLI (1'34.810)							
Lap	Seg.1	Seg.2	Seg.3	Seg.4	Lap Time	km/h	Local Time
1		15.597	28.668	22.902		260,9	9:02'16.793
2	31.439	14.421	27.707	22.278	1'35.845	287,2	9:03'52.638
3	31.441	14.314	27.767	22.179	1'35.701	287,2	9:05'28.339
4	31.301	14.355	27.863	22.166	1'35.685	285,7	9:07'04.024
5	31.434	14.301	27.727	22.185	1'35.647	285,7	9:08'39.671
6	31.413	14.331	27.731	22.770	1'36.245	287,2	9:10'15.916
7	31.971	14.383	27.870	22.232	1'36.456	285,7	9:11'52.372
8	32.242	14.948	29.101	32.587	1'48.878P	276,2	9:13'41.250
9	5'58.301	14.941	30.056	26.282	7'09.580P	276,9	9:20'50.830
10	31.782	14.516	27.971	22.138	1'36.407	280,5	9:22'27.237
11	31.254	14.263	27.690	22.014	1'35.221	288,0	9:24'02.458
12	31.141	14.221	27.506	21.942	1'34.810	288,8	9:25'37.268
13	31.250	14.269	27.677	22.079	1'35.275	286,5	9:27'12.543
14	31.237	14.329	27.651	22.238	1'35.455	285,0	9:28'47.998

24/07/2021 P = Pits In/Out - C = Lap Time Cancelled

These data/results cannot be reproduced, stored and/or transmitted in whole or in part by any manner of electronic, mechanical, photocopying, recording, broadcasting or otherwise now known or herein after developed without the previous express consent by the copyright owner, except for reproduction in daily press and regular printed publications on sale to the public within 60 days of the event related to those data/results and always provided that copyright symbol appears together as follows below.

© DORNA WSBK ORGANIZATION Srl 2021



Prosecco DOC Dutch Round, 23-25 July 2021 Chronological Analysis Free Practice 3rd Session

TT Circuit Assen 4.542 m

3 / 3

1		15.743	29.270	23.889		271,4	9:01'54.758	11	31.459	14.684	29.788	22.569	1'38.500	281,3	9:23'18.765
2	32.282	14.916	28.296	23.641	1'39.135	281,3	9:03'33.893	12	31.417	14.632	28.007	22.634	1'36.690	281,3	9:24'55.455
3	32.040	14.663	28.049	22.580	1'37.332	282,7	9:05'11.225	13	34.156	17.394	29.667	23.311	1'44.528	236,3	9:26'39.983
4	31.630	14.664	27.956	22.762	1'37.012	282,7	9:06'48.237	14	31.790	14.563	28.178	22.704	1'37.235	283,5	9:28'17.218
5	31.464	14.659	28.044	22.722	1'36.889	284,2	9:08'25.126	15	31.371	14.484	28.176	22.580	1'36.611	282,0	9:29'53.829
6	31.408	14.794	28.185	22.914	1'37.301	284,2	9:10'02.427	16	31.534	14.608	28.269	22.629	1'37.040	281,3	9:31'30.869
7	34.427	16.872	28.394	22.676	1'42.369	251,7	9:11'44.796								
8	31.944	14.920	28.133	22.844	1'37.841	280,5	9:13'22.637								
9	31.818	14.853	28.375	22.761	1'37.807	281,3	9:15'00.444								
10	31.820	14.784	28.160	22.942	1'37.706	283,5	9:16'38.150								
11	39.908	16.092	30.186	34.964	2'01.150P	255,3	9:18'39.300								
12	5'49.813	16.697	30.262	22.832	6'59.604CP	223,1	9:25'38.904								
13	31.212	14.764	27.749	22.529	1'36.254	285,0	9:27'15.158								
14	31.127	14.638	27.817	22.352	1'35.934	282,7	9:28'51.092								
15	31.428	14.644	27.915	24.067	1'38.054C	282,0	9:30'29.146								

19° 9 A. MANTOVANI (1'37.252)							
Lap	Seg.1	Seg.2	Seg.3	Seg.4	Lap Time	km/h	Local Time
1		16.996	29.797	23.579		239,5	9:02'34.472
2	32.162	14.639	28.041	22.834	1'37.676	278,4	9:04'12.148
3	31.728	14.718	28.307	23.411	1'38.164	277,6	9:05'50.312
4	31.784	14.875	28.172	23.010	1'37.841	275,5	9:07'28.153
5	31.863	14.610	28.110	22.924	1'37.507	280,5	9:09'05.660
6	32.015	14.633	28.006	22.598	1'37.252	279,1	9:10'42.912
7	31.868	14.666	28.056	22.811	1'37.401	276,2	9:12'20.313
8	32.001	14.825	28.286	23.119	1'38.231	276,2	9:13'58.544
9	31.968	14.837	28.300	23.212	1'38.317	275,5	9:15'36.861
10	36.588	15.497	29.291	34.799	1'56.175P	268,7	9:17'33.036
11	8'07.330	15.186	28.828	23.467	9'14.811P	270,7	9:26'47.847
12	32.209	14.836	28.564	22.950	1'38.559	275,5	9:28'26.406
13	32.080	14.744	28.561	23.045	1'38.430	280,5	9:30'04.836

16° 53 T. RABAT (1'36.304)							
Lap	Seg.1	Seg.2	Seg.3	Seg.4	Lap Time	km/h	Local Time
1		15.567	29.106	33.401		283,5	9:01'52.174
2	6'46.507	14.936	28.732	22.980	7'53.155P	279,1	9:09'45.329
3	31.956	14.589	28.242	22.714	1'37.501	285,0	9:11'22.830
4	31.687	14.517	28.271	22.720	1'37.195	286,5	9:13'00.025
5	31.601	14.553	28.174	22.540	1'36.868	287,2	9:14'36.893
6	31.521	14.484	28.122	22.596	1'36.723	287,2	9:16'13.616
7	31.677	14.428	27.974	22.424	1'36.503	286,5	9:17'50.119
8	31.531	14.505	28.026	22.486	1'36.548	287,2	9:19'26.667
9	31.655	14.446	28.082	22.445	1'36.628	286,5	9:21'03.295
10	31.660	14.400	28.091	22.394	1'36.545	287,2	9:22'39.840
11	31.507	14.330	28.049	22.418	1'36.304	289,5	9:24'16.144
12	31.616	14.450	31.535	23.477	1'41.078	288,0	9:25'57.222
13	31.728	14.486	34.114	32.885	1'53.213P	288,8	9:27'50.435

20° 84 L. CRESSON (1'37.987)							
Lap	Seg.1	Seg.2	Seg.3	Seg.4	Lap Time	km/h	Local Time
1		15.845	29.752	24.123		270,7	9:01'55.763
2	32.864	15.001	29.002	23.036	1'39.903	276,9	9:03'35.666
3	32.426	14.823	28.945	23.059	1'39.253	276,2	9:05'14.919
4	32.448	14.880	29.046	22.921	1'39.295	272,7	9:06'54.214
5	35.548	15.017	28.962	22.995	1'42.522	273,4	9:08'36.736
6	32.178	14.822	28.885	22.965	1'38.850	275,5	9:10'15.586
7	32.548	14.697	28.884	22.769	1'38.898	277,6	9:11'54.484
8	32.188	14.818	28.692	22.683	1'38.381	274,8	9:13'32.865
9	32.179	14.934	30.791	31.846	1'49.750P	273,4	9:15'22.615
10	5'56.333	15.128	28.758	22.781	7'03.000P	268,7	9:22'25.615
11	33.394	15.282	28.514	22.615	1'39.805	258,4	9:24'05.420
12	32.028	14.796	28.478	22.685	1'37.987	273,4	9:25'43.407
13	32.229	14.844	28.669	22.789	1'38.531	273,4	9:27'21.938
14	32.437	14.721	28.488	22.605	1'38.251	277,6	9:29'00.189
15	32.034	14.784	28.731	22.870	1'38.419	274,8	9:30'38.608

17° 36 L. MERCADO (1'36.512)							
Lap	Seg.1	Seg.2	Seg.3	Seg.4	Lap Time	km/h	Local Time
1		16.030	29.784	23.883		262,8	9:01'55.235
2	32.583	14.966	28.149	23.138	1'38.836	279,1	9:03'34.071
3	32.083	14.677	28.057	22.464	1'37.281	279,1	9:05'11.352
4	31.832	14.579	28.081	22.547	1'37.039	283,5	9:06'48.391
5	31.692	14.532	28.185	22.518	1'36.927	282,0	9:08'25.318
6	34.554	14.542	28.195	22.650	1'39.941	285,0	9:10'05.259
7	31.832	14.382	28.086	22.212	1'36.512	285,0	9:11'41.771
8	31.623	14.483	31.321	30.342	1'47.769	286,5	9:13'29.540
9	31.751	14.862	34.218	22.773	1'43.604	277,6	9:15'13.144
10	31.689	14.562	28.188	22.691	1'37.130	277,6	9:16'50.274
11	32.365	14.953	29.172	33.453	1'49.943P	279,8	9:18'40.217
12	4'44.013	16.021	32.515	22.478	5'55.027P	253,5	9:24'35.244
13	31.737	14.613	28.174	22.214	1'36.738	279,1	9:26'11.982
14	41.169	16.145	28.305	22.363	1'47.982	241,6	9:27'59.964
15	31.804	14.538	28.360	22.535	1'37.237	279,1	9:29'37.201
16	31.941	14.793	28.683	22.818	1'38.235	277,6	9:31'15.436

21° 60 M. VAN DER MARK							
Lap	Seg.1	Seg.2	Seg.3	Seg.4	Lap Time	km/h	Local Time
1		16.024	33.335	33.645		285,0	9:02'12.554
2	19'44.060	19.205	35.311	44.224	21'22.800P	208,1	9:23'35.354

18° 32 I. VINALES (1'36.611)							
Lap	Seg.1	Seg.2	Seg.3	Seg.4	Lap Time	km/h	Local Time
1		15.059	29.978	23.123		279,1	9:02'01.081
2	31.747	14.792	28.189	22.973	1'37.701	281,3	9:03'38.782
3	31.940	14.816	28.327	22.865	1'37.948	281,3	9:05'16.730
4	31.587	14.688	31.152	22.562	1'39.989	280,5	9:06'56.719
5	31.475	14.673	28.218	22.829	1'37.195	281,3	9:08'33.914
6	31.642	14.879	33.551	22.797	1'42.869	279,8	9:10'16.783
7	31.620	14.683	28.221	22.864	1'37.388	285,7	9:11'54.171
8	31.517	14.634	28.078	22.742	1'36.971	281,3	9:13'31.142
9	31.972	17.889	28.849	32.582	1'51.292P	169,5	9:15'22.434
10	5'10.866	14.908	29.255	22.802	6'17.831P	274,1	9:21'40.265

24/07/2021 P = Pits In/Out - C = Lap Time Cancelled

These data/results cannot be reproduced, stored and/or transmitted in whole or in part by any manner of electronic, mechanical, photocopying, recording, broadcasting or otherwise now known or herein after developed without the previous express consent by the copyright owner, except for reproduction in daily press and regular printed publications on sale to the public within 60 days of the event related to those data/results and always provided that copyright symbol appears together as follows below.

© DORNA WSBK ORGANIZATION Srl 2021

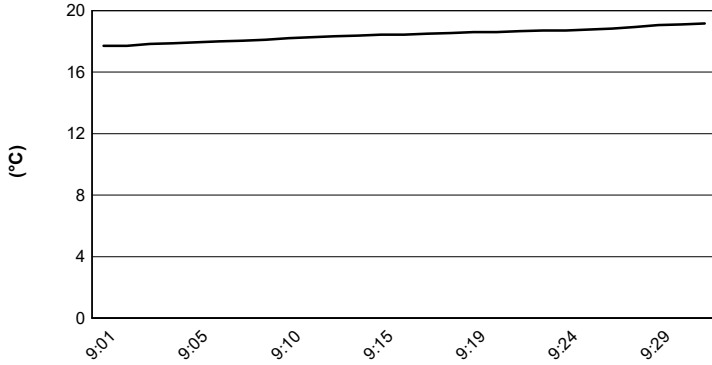


Prosecco DOC Dutch Round, 23-25 July 2021

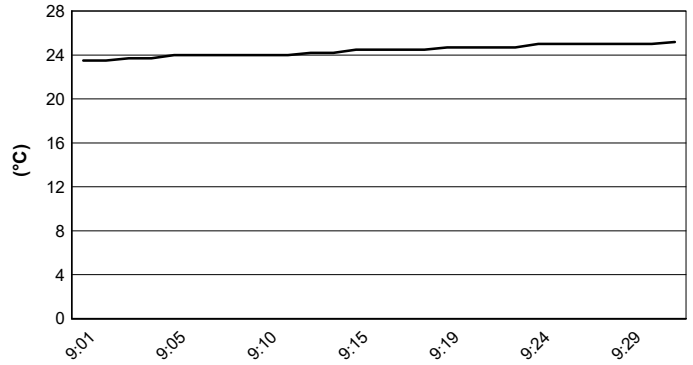
Weather Report Free Practice 3rd Session

Session started 09:00 - Session ended 9:31

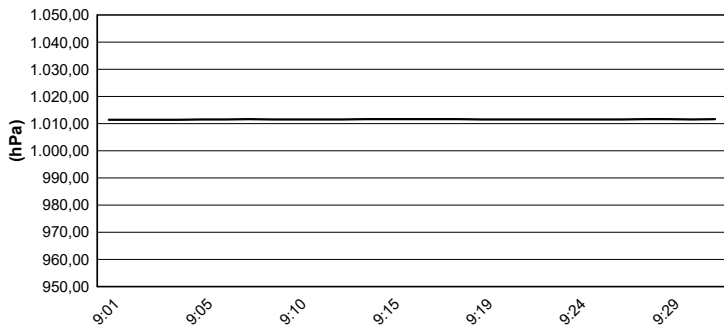
Air Temperature



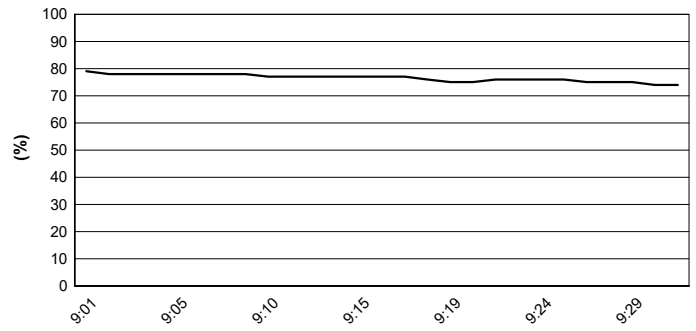
Track Temperature



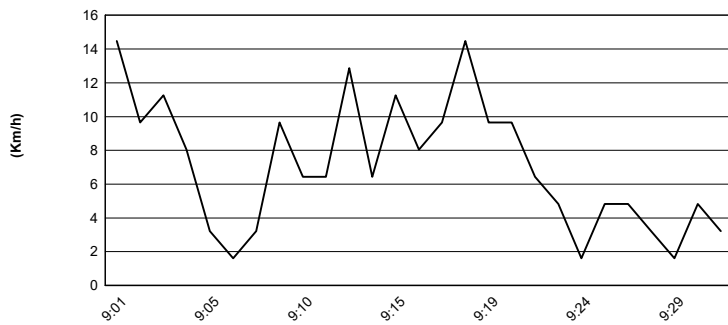
Air Pressure



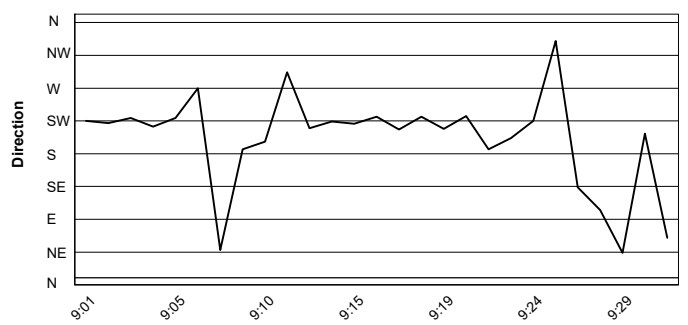
Humidity



Wind Speed



Wind Direction



24/07/2021

These data/results cannot be reproduced, stored and/or transmitted in whole or in part by any manner of electronic, mechanical, photocopying, recording, broadcasting or otherwise now known or herein after developed without the previous express consent by the copyright owner, except for reproduction in daily press and regular printed publications on sale to the public within 60 days of the event related to those data/results and always provided that copyright symbol appears together as follows below.

© DORNA WSBK ORGANIZATION Srl 2021