

## Prosecco DOC Dutch Round, 23-25 July 2021

### Results Free Practice 2nd Session

TT Circuit Assen 4.542 m

1 / 2

No.	Rider	Nat	Team	Bike	Class	Time	Gap	Rel.	Laps	Speed	
										Avg	Max
1	77 D. AEGERTER	SUI	Ten Kate Racing Yamaha	Yamaha YZF R6		<b>1'37.274</b>			21	168,094	<b>251,2</b>
2	4 S. ODENDAAL	RSA	Evan Bros. WorldSSP Yamaha Team	Yamaha YZF R6		<b>1'37.315</b>	0.041	0.041	18	168,023	<b>253,5</b>
3	81 M. GONZALEZ	ESP	Yamaha ParkinGo Team	Yamaha YZF R6		<b>1'37.824</b>	0.550	0.509	17	167,149	<b>254,7</b>
4	5 P. OETTL	GER	Kawasaki Puccetti Racing	Kawasaki ZX-6R		<b>1'38.086</b>	0.812	0.262	19	166,703	<b>254,1</b>
5	21 R. KRUMMENACHER	SUI	EAB Racing Team	Yamaha YZF R6		<b>1'38.157</b>	0.883	0.071	18	166,582	<b>252,3</b>
6	16 J. CLUZEL	FRA	GMT94 Yamaha	Yamaha YZF R6		<b>1'38.184</b>	0.910	0.027	21	166,536	<b>254,1</b>
7	61 C. ONCU	TUR	Kawasaki Puccetti Racing	Kawasaki ZX-6R		<b>1'38.265</b>	0.991	0.081	23	166,399	<b>253,5</b>
8	66 N. TUULI	FIN	MV Agusta Corse Clienti	MV Agusta F3 675		<b>1'38.341</b>	1.067	0.076	16	166,270	<b>251,7</b>
9	38 H. SOOMER	EST	Kallio Racing	Yamaha YZF R6		<b>1'38.379</b>	1.105	0.038	20	166,206	<b>252,3</b>
10	34 K. MANFREDI	ITA	AltoGo Racing Team	Yamaha YZF R6		<b>1'38.529</b>	1.255	0.150	17	165,953	<b>247,7</b>
11	94 F. CARICASULO	ITA	GMT94 Yamaha	Yamaha YZF R6		<b>1'38.567</b>	1.293	0.038	23	165,889	<b>254,1</b>
12	3 R. DE ROSA	ITA	Orelac Racing VerdNatura	Kawasaki ZX-6R		<b>1'38.694</b>	1.420	0.127	18	165,676	<b>248,8</b>
13	7 M. CASADEI	ITA	VFT Racing	Yamaha YZF R6		<b>1'38.847</b>	1.573	0.153	17	165,419	<b>246,6</b>
14	84 M. FABRIZIO	ITA	G.A.P. MOTOZOO Racing by Puccetti	Kawasaki ZX-6R		<b>1'38.967</b>	1.693	0.120	21	165,219	<b>255,3</b>
15	32 S. MORAIS	POR	Wojcik Racing Team	Yamaha YZF R6		<b>1'39.078</b>	1.804	0.111	21	165,034	<b>251,2</b>
16	56 P. SEBESTYEN	HUN	Evan Bros. WorldSSP Yamaha Team	Yamaha YZF R6		<b>1'39.135</b>	1.861	0.057	21	164,939	<b>253,5</b>
17	29 L. BERNARDI	SMR	CM Racing	Yamaha YZF R6		<b>1'39.231</b>	1.957	0.096	15	164,779	<b>253,5</b>
18	99 D. WEBB	GBR	WRP Wepol Racing	Yamaha YZF R6		<b>1'39.303</b>	2.029	0.072	20	164,660	<b>251,2</b>
19	95 V. TAKALA	FIN	Kallio Racing	Yamaha YZF R6		<b>1'39.330</b>	2.056	0.027	21	164,615	<b>250,6</b>
20	24 L. TACCINI	ITA	Orelac Racing VerdNatura	Kawasaki ZX-6R		<b>1'39.429</b>	2.155	0.099	15	164,451	<b>254,7</b>
21	55 G. HENDRA PRATAMA	INA	Ten Kate Racing Yamaha	Yamaha YZF R6		<b>1'39.531</b>	2.257	0.102	19	164,282	<b>256,5</b>
22	70 M. ALCOBA	ESP	Yamaha MS Racing	Yamaha YZF R6		<b>1'39.565</b>	2.291	0.034	15	164,226	<b>250,6</b>
23	33 E. LAHTI	FIN	HRP Suzuki	Suzuki GSX-R600		<b>1'39.780</b>	2.506	0.215	19	163,873	<b>248,3</b>
24	22 F. FULIGNI	ITA	VFT Racing	Yamaha YZF R6		<b>1'39.993</b>	2.719	0.213	17	163,523	<b>249,4</b>
25	19 P. SZKOPEK	POL	Yamaha MS Racing	Yamaha YZF R6		<b>1'40.260</b>	2.986	0.267	19	163,088	<b>244,9</b>
26	6 M. HERRERA	ESP	Biblion Iberica Yamaha Motoxtracing	Yamaha YZF R6		<b>1'40.528</b>	3.254	0.268	18	162,653	<b>253,5</b>
27	42 S. FROSSARD	SUI	Moto Team Jura Vitesse	Yamaha YZF R6		<b>1'40.581</b>	3.307	0.053	22	162,567	<b>250,6</b>
28	45 S. KAWASAKI	JPN	G.A.P. MOTOZOO Racing by Puccetti	Kawasaki ZX-6R		<b>1'41.136</b>	3.862	0.555	15	161,675	<b>249,4</b>
29	2 L. MONTELLA	ITA	Chiodo Moto Racing	Yamaha YZF R6		<b>1'41.782</b>	4.508	0.646	22	160,649	<b>252,3</b>
30	69 E. MONTERO HUERTA	ESP	DK Motorsport	Yamaha YZF R6		<b>1'42.212</b>	4.938	0.430	23	159,973	<b>242,2</b>

Qualifying Lap Time (107% of 1'37.274): 1'44.084

\* WorldSSP Challenge

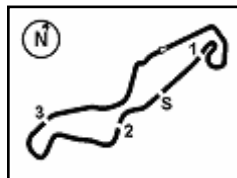
AIR	Humidity:	67%	Temp:	20°C
TRACK	Condition:	Dry	Temp:	32°C

Records	Pole (SP2)	2018	S.Cortese	1'37.799	167,190	Km/h
	Race (RC)	2018	R.Krummenacher	1'38.108	166,670	Km/h
	All Times (FP1)	2021	S.Odendaal	1'37.470	167,760	Km/h

Start 23/07/2021 16:00 End 16:57 The results are provisional until the end of the time limit for protests and appeals and the completion of the technical checks.

These data/results cannot be reproduced, stored and/or transmitted in whole or in part by any manner of electronic, mechanical, photocopying, recording, broadcasting or otherwise now known or herein after developed without the previous express consent by the copyright owner, except for reproduction in daily press and regular printed publications on sale to the public within 60 days of the event related to those data/results and always provided that copyright symbol appears together as follows below.

© DORNA WSBK ORGANIZATION Srl 2021



## Prosecco DOC Dutch Round, 23-25 July 2021

### Results Free Practice 2nd Session

#### Session Highlights

Local Time	No. Rider	Description
16.00.00		Start
16.02.19	6 M. HERRERA	Current Lap Cancelled - Exceeded Track Limits - Turn 17
16.03.29	95 V. TAKALA	Current Lap Cancelled - Exceeded Track Limits - Turn 17
16.05.13	45 S. KAWASAKI	Current Lap Cancelled - Exceeded Track Limits - Turn 17
16.07.01	45 S. KAWASAKI	Current Lap Cancelled - Exceeded Track Limits - Turn 17
16.07.04	81 M. GONZALEZ	Current Lap Cancelled - Exceeded Track Limits - Turn 17
16.07.23	6 M. HERRERA	Current Lap Cancelled - Exceeded Track Limits - Turn 17
16.14.57	94 F. CARICASULO	Lap Cancelled (1'53.006) - Exceeded Track Limits - Turn 1
16.16.29	33 E. LAHTI	Current Lap Cancelled - Exceeded Track Limits - Turn 17
16.17.46	6 M. HERRERA	Current Lap Cancelled - Exceeded Track Limits - Turn 17
16.19.26	6 M. HERRERA	Current Lap Cancelled - Exceeded Track Limits - Turn 17
16.21.12	6 M. HERRERA	Current Lap Cancelled - Exceeded Track Limits - Turn 17
16.30.26	22 F. FULIGNI	Lap Cancelled (1'41.310) - Exceeded Track Limits - Turn 18
16.37.18	32 S. MORAIS	Current Lap Cancelled - Exceeded Track Limits - Turn 17
16.38.27	6 M. HERRERA	Current Lap Cancelled - Exceeded Track Limits - Turn 17
16.39.28		RED FLAG
16.39.50	69 E. MONTERO HUERTA	Current Lap Cancelled - Exceeded Track Limits - Turn 17
16.40.33	95 V. TAKALA	Lap Cancelled (1'39.429) - Exceeded Track Limits - Turn 18
16.40.49	45 S. KAWASAKI	Crashed - Turn 15
16.42.20	45 S. KAWASAKI	Medical Centre
16.50.00		Session Restart
16.55.10	42 S. FROSSARD	Lap Cancelled (1'41.680) - Exceeded Track Limits - Turn 18
16.55.16	6 M. HERRERA	Current Lap Cancelled - Exceeded Track Limits - Turn 17
16.56.46	94 F. CARICASULO	Current Lap Cancelled - Exceeded Track Limits - Turn 17
16.57.39		End Of Session
18.10.00	6 M. HERRERA	All the invalidated laps have been reinstated

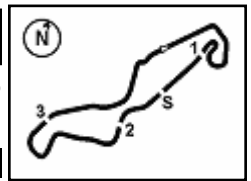
#### Fastest Laps Sequence

No.	Rider	Nat	Team	Bike	Local Time	Time	Gap	Avg
21	R. KRUMMENACHER	SUI	EAB Racing Team	Yamaha YZF R6	16:03'28.117	<b>1'38.974</b>		165,207
77	D. AEGERTER	SUI	Ten Kate Racing Yamaha	Yamaha YZF R6	16:03'49.874	<b>1'38.469</b>	-0.505	166,054
77	D. AEGERTER	SUI	Ten Kate Racing Yamaha	Yamaha YZF R6	16:05'28.095	<b>1'38.221</b>	-0.248	166,474
4	S. ODENDAAL	RSA	Evan Bros. WorldSSP Yamaha Team	Yamaha YZF R6	16:07'52.105	<b>1'38.045</b>	-0.176	166,772
4	S. ODENDAAL	RSA	Evan Bros. WorldSSP Yamaha Team	Yamaha YZF R6	16:09'30.126	<b>1'38.021</b>	-0.024	166,813
77	D. AEGERTER	SUI	Ten Kate Racing Yamaha	Yamaha YZF R6	16:12'01.033	<b>1'38.001</b>	-0.020	166,847
4	S. ODENDAAL	RSA	Evan Bros. WorldSSP Yamaha Team	Yamaha YZF R6	16:12'47.460	<b>1'37.856</b>	-0.145	167,095
77	D. AEGERTER	SUI	Ten Kate Racing Yamaha	Yamaha YZF R6	16:13'38.679	<b>1'37.646</b>	-0.210	167,454
77	D. AEGERTER	SUI	Ten Kate Racing Yamaha	Yamaha YZF R6	16:28'25.813	<b>1'37.546</b>	-0.100	167,626
77	D. AEGERTER	SUI	Ten Kate Racing Yamaha	Yamaha YZF R6	16:30'03.136	<b>1'37.323</b>	-0.223	168,010
77	D. AEGERTER	SUI	Ten Kate Racing Yamaha	Yamaha YZF R6	16:55'07.359	<b>1'37.274</b>	-0.049	168,094

Start 16:00 End 16:57 The results are provisional until the end of the time limit for protests and appeals and the completion of the technical checks.

These data/results cannot be reproduced, stored and/or transmitted in whole or in part by any manner of electronic, mechanical, photocopying, recording, broadcasting or otherwise now known or herein after developed without the previous express consent by the copyright owner, except for reproduction in daily press and regular printed publications on sale to the public within 60 days of the event related to those data/results and always provided that copyright symbol appears together as follows below.

© DORNA WSBK ORGANIZATION Srl 2021



## Prosecco DOC Dutch Round, 23-25 July 2021

### Free Practices Combined Results after FP2

No.	Rider	Nat	Team	Bike	Class	FP1	FP2	Time	Gap	Rel.	Avg	LL
1	<b>77 D. AEGERTER</b>	SUI	Ten Kate Racing Yamaha	Yamaha YZF R6		1'37.549	<b>1'37.274</b>	<b>1'37.274</b>			168,094	40
2	<b>4 S. ODENDAAL</b>	RSA	Evan Bros. WorldSSP Yamaha Team	Yamaha YZF R6		1'37.470	<b>1'37.315</b>	<b>1'37.315</b>	0.041	0.041	168,023	35
3	<b>81 M. GONZALEZ</b>	ESP	Yamaha ParkinGo Team	Yamaha YZF R6		1'38.198	<b>1'37.824</b>	<b>1'37.824</b>	0.550	0.509	167,149	32
4	<b>5 P. OETTL</b>	GER	Kawasaki Puccetti Racing	Kawasaki ZX-6R		<b>1'37.985</b>	1'38.086	<b>1'37.985</b>	0.711	0.161	166,875	37
5	<b>21 R. KRUMMENACHER</b>	SUI	EAB Racing Team	Yamaha YZF R6		1'38.656	<b>1'38.157</b>	<b>1'38.157</b>	0.883	0.172	166,582	38
6	<b>16 J. CLUZEL</b>	FRA	GMT94 Yamaha	Yamaha YZF R6		1'38.228	<b>1'38.184</b>	<b>1'38.184</b>	0.910	0.027	166,536	38
7	<b>61 C. ONCU</b>	TUR	Kawasaki Puccetti Racing	Kawasaki ZX-6R		1'39.136	<b>1'38.265</b>	<b>1'38.265</b>	0.991	0.081	166,399	40
8	<b>38 H. SOOMER</b>	EST	Kallio Racing	Yamaha YZF R6		<b>1'38.324</b>	1'38.379	<b>1'38.324</b>	1.050	0.059	166,299	42
9	<b>66 N. TUULI</b>	FIN	MV Agusta Corse Clienti	MV Agusta F3 675		1'38.902	<b>1'38.341</b>	<b>1'38.341</b>	1.067	0.017	166,270	27
10	<b>34 K. MANFREDI</b>	ITA	Altoago Racing Team	Yamaha YZF R6	*	1'39.241	<b>1'38.529</b>	<b>1'38.529</b>	1.255	0.188	165,953	33
11	<b>94 F. CARICASULO</b>	ITA	GMT94 Yamaha	Yamaha YZF R6		<b>1'38.558</b>	1'38.567	<b>1'38.558</b>	1.284	0.029	165,904	41
12	<b>3 R. DE ROSA</b>	ITA	Orelac Racing VerdNatura	Kawasaki ZX-6R		1'39.422	<b>1'38.694</b>	<b>1'38.694</b>	1.420	0.136	165,676	35
13	<b>7 M. CASADEI</b>	ITA	VFT Racing	Yamaha YZF R6		1'40.995	<b>1'38.847</b>	<b>1'38.847</b>	1.573	0.153	165,419	30
14	<b>29 L. BERNARDI</b>	SMR	CM Racing	Yamaha YZF R6		<b>1'38.851</b>	1'39.231	<b>1'38.851</b>	1.577	0.004	165,413	33
15	<b>84 M. FABRIZIO</b>	ITA	G.A.P. MOTOZOO Racing by Puccetti	Kawasaki ZX-6R		1'39.411	<b>1'38.967</b>	<b>1'38.967</b>	1.693	0.116	165,219	40
16	<b>32 S. MORAIS</b>	POR	Wojcik Racing Team	Yamaha YZF R6		1'40.121	<b>1'39.078</b>	<b>1'39.078</b>	1.804	0.111	165,034	39
17	<b>56 P. SEBESTYEN</b>	HUN	Evan Bros. WorldSSP Yamaha Team	Yamaha YZF R6		1'39.782	<b>1'39.135</b>	<b>1'39.135</b>	1.861	0.057	164,939	41
18	<b>99 D. WEBB</b>	GBR	WRP Wepol Racing	Yamaha YZF R6		1'44.383	<b>1'39.303</b>	<b>1'39.303</b>	2.029	0.168	164,660	24
19	<b>95 V. TAKALA</b>	FIN	Kallio Racing	Yamaha YZF R6		1'40.817	<b>1'39.330</b>	<b>1'39.330</b>	2.056	0.027	164,615	41
20	<b>24 L. TACCINI</b>	ITA	Orelac Racing VerdNatura	Kawasaki ZX-6R	*	1'41.411	<b>1'39.429</b>	<b>1'39.429</b>	2.155	0.099	164,451	35
21	<b>55 G. HENDRA PRATAMA</b>	INA	Ten Kate Racing Yamaha	Yamaha YZF R6		1'40.595	<b>1'39.531</b>	<b>1'39.531</b>	2.257	0.102	164,282	35
22	<b>70 M. ALCOBA</b>	ESP	Yamaha MS Racing	Yamaha YZF R6		1'39.651	<b>1'39.565</b>	<b>1'39.565</b>	2.291	0.034	164,226	33
23	<b>33 E. LAHTI</b>	FIN	HRP Suzuki	Suzuki GSX-R600		1'40.168	<b>1'39.780</b>	<b>1'39.780</b>	2.506	0.215	163,873	39
24	<b>22 F. FULIGNI</b>	ITA	VFT Racing	Yamaha YZF R6		1'40.388	<b>1'39.993</b>	<b>1'39.993</b>	2.719	0.213	163,523	34
25	<b>19 P. SZKOPEK</b>	POL	Yamaha MS Racing	Yamaha YZF R6		1'40.785	<b>1'40.260</b>	<b>1'40.260</b>	2.986	0.267	163,088	35
26	<b>6 M. HERRERA</b>	ESP	Biblion Iberica Yamaha Motoxtracing	Yamaha YZF R6	*	<b>1'40.314</b>	1'40.528	<b>1'40.314</b>	3.040	0.054	163,000	35
27	<b>42 S. FROSSARD</b>	SUI	Moto Team Jura Vitesse	Yamaha YZF R6	*	<b>1'40.547</b>	1'40.581	<b>1'40.547</b>	3.273	0.233	162,622	43
28	<b>45 S. KAWASAKI</b>	JPN	G.A.P. MOTOZOO Racing by Puccetti	Kawasaki ZX-6R	*	1'42.437	<b>1'41.136</b>	<b>1'41.136</b>	3.862	0.589	161,675	37
29	<b>2 L. MONTELLA</b>	ITA	Chiodo Moto Racing	Yamaha YZF R6	*	1'42.814	<b>1'41.782</b>	<b>1'41.782</b>	4.508	0.646	160,649	39
30	<b>69 E. MONTERO HUERTA</b>	ESP	DK Motorsport	Yamaha YZF R6	*	1'43.668	<b>1'42.212</b>	<b>1'42.212</b>	4.938	0.430	159,973	42

\* WorldSSP Challenge

23/07/2021

These data/results cannot be reproduced, stored and/or transmitted in whole or in part by any manner of electronic, mechanical, photocopying, recording, broadcasting or otherwise now known or herein after developed without the previous express consent by the copyright owner, except for reproduction in daily press and regular printed publications on sale to the public within 60 days of the event related to those data/results and always provided that copyright symbol appears together as follows below.

© DORNA WSBK ORGANIZATION Srl 2021

FICR PERUGIA TIMING



Official Tyre Supplier



Official Timekeeper

## Prosecco DOC Dutch Round, 23-25 July 2021

### Best Sectors & Speed Free Practice 2nd Session

TT Circuit Assen 4.542 m

BEST LAP		
1	77 D. AEGERTER	Yamaha YZF R6 1'37.274
2	4 S. ODENDAAL	Yamaha YZF R6 1'37.315
3	81 M. GONZALEZ	Yamaha YZF R6 1'37.824
4	5 P. OETTL	Kawasaki ZX-6R 1'38.086
5	21 R. KRUMMENACHER	Yamaha YZF R6 1'38.157
6	16 J. CLUZEL	Yamaha YZF R6 1'38.184
7	61 C. ONCU	Kawasaki ZX-6R 1'38.265
8	66 N. TUULI	MV Agusta F3 675 1'38.341
9	38 H. SOOMER	Yamaha YZF R6 1'38.379
10	34 K. MANFREDI	Yamaha YZF R6 1'38.529
11	94 F. CARICASULO	Yamaha YZF R6 1'38.567
12	3 R. DE ROSA	Kawasaki ZX-6R 1'38.694
13	7 M. CASADEI	Yamaha YZF R6 1'38.847
14	84 M. FABRIZIO	Kawasaki ZX-6R 1'38.967
15	32 S. MORAIS	Yamaha YZF R6 1'39.078
16	56 P. SEBESTYEN	Yamaha YZF R6 1'39.135
17	29 L. BERNARDI	Yamaha YZF R6 1'39.231
18	99 D. WEBB	Yamaha YZF R6 1'39.303
19	95 V. TAKALA	Yamaha YZF R6 1'39.330
20	24 L. TACCINI	Kawasaki ZX-6R 1'39.429
21	55 G. HENDRA PRATAMA	Yamaha YZF R6 1'39.531
22	70 M. ALCOBA	Yamaha YZF R6 1'39.565
23	33 E. LAHTI	Suzuki GSX-R600 1'39.780
24	22 F. FULIGNI	Yamaha YZF R6 1'39.993
25	19 P. SZKOPEK	Yamaha YZF R6 1'40.260
26	6 M. HERRERA	Yamaha YZF R6 1'40.528
27	42 S. FROSSARD	Yamaha YZF R6 1'40.581
28	45 S. KAWASAKI	Kawasaki ZX-6R 1'41.136
29	2 L. MONTELLA	Yamaha YZF R6 1'41.782
30	69 E. MONTERO HUERTA	Yamaha YZF R6 1'42.212

SPEED		
1	55 G. HENDRA PRATAMA	Yamaha YZF R6 256,5
2	84 M. FABRIZIO	Kawasaki ZX-6R 255,3
3	24 L. TACCINI	Kawasaki ZX-6R 254,7
4	81 M. GONZALEZ	Yamaha YZF R6 254,7
5	5 P. OETTL	Kawasaki ZX-6R 254,1
6	16 J. CLUZEL	Yamaha YZF R6 254,1
7	94 F. CARICASULO	Yamaha YZF R6 254,1
8	4 S. ODENDAAL	Yamaha YZF R6 253,5
9	6 M. HERRERA	Yamaha YZF R6 253,5
10	29 L. BERNARDI	Yamaha YZF R6 253,5
11	56 P. SEBESTYEN	Yamaha YZF R6 253,5
12	61 C. ONCU	Kawasaki ZX-6R 253,5
13	38 H. SOOMER	Yamaha YZF R6 252,3
14	2 L. MONTELLA	Yamaha YZF R6 252,3
15	21 R. KRUMMENACHER	Yamaha YZF R6 252,3
16	66 N. TUULI	MV Agusta F3 675 251,7
17	32 S. MORAIS	Yamaha YZF R6 251,2
18	77 D. AEGERTER	Yamaha YZF R6 251,2
19	99 D. WEBB	Yamaha YZF R6 251,2
20	42 S. FROSSARD	Yamaha YZF R6 250,6
21	70 M. ALCOBA	Yamaha YZF R6 250,6
22	95 V. TAKALA	Yamaha YZF R6 250,6
23	22 F. FULIGNI	Yamaha YZF R6 249,4
24	45 S. KAWASAKI	Kawasaki ZX-6R 249,4
25	3 R. DE ROSA	Kawasaki ZX-6R 248,8
26	33 E. LAHTI	Suzuki GSX-R600 248,3
27	34 K. MANFREDI	Yamaha YZF R6 247,7
28	7 M. CASADEI	Yamaha YZF R6 246,6
29	19 P. SZKOPEK	Yamaha YZF R6 244,9
30	69 E. MONTERO HUERTA	Yamaha YZF R6 242,2

SEG. 1		
1	4 S. ODENDAAL	31.799
2	77 D. AEGERTER	31.854
3	81 M. GONZALEZ	31.900
4	94 F. CARICASULO	32.013
5	16 J. CLUZEL	32.015
6	5 P. OETTL	32.113
7	61 C. ONCU	32.130
8	21 R. KRUMMENACHER	32.156
9	66 N. TUULI	32.169
10	3 R. DE ROSA	32.199
11	38 H. SOOMER	32.221
12	84 M. FABRIZIO	32.306
13	56 P. SEBESTYEN	32.309
14	7 M. CASADEI	32.336
15	32 S. MORAIS	32.344
16	34 K. MANFREDI	32.349
17	55 G. HENDRA PRATAMA	32.365
18	29 L. BERNARDI	32.479
19	24 L. TACCINI	32.483
20	70 M. ALCOBA	32.510
21	99 D. WEBB	32.525
22	95 V. TAKALA	32.573
23	19 P. SZKOPEK	32.728
24	6 M. HERRERA	32.741
25	22 F. FULIGNI	32.759
26	33 E. LAHTI	32.761
27	45 S. KAWASAKI	32.767
28	42 S. FROSSARD	32.848
29	69 E. MONTERO HUERTA	33.261
30	2 L. MONTELLA	33.349

SEG. 2		
1	77 D. AEGERTER	14.895
2	4 S. ODENDAAL	14.925
3	81 M. GONZALEZ	14.975
4	5 P. OETTL	14.984
5	38 H. SOOMER	15.035
6	66 N. TUULI	15.049
7	61 C. ONCU	15.066
8	21 R. KRUMMENACHER	15.089
9	95 V. TAKALA	15.098
10	16 J. CLUZEL	15.153
11	7 M. CASADEI	15.160
12	56 P. SEBESTYEN	15.160
13	29 L. BERNARDI	15.165
14	94 F. CARICASULO	15.167
15	32 S. MORAIS	15.177
16	3 R. DE ROSA	15.184
17	34 K. MANFREDI	15.202
18	24 L. TACCINI	15.236
19	84 M. FABRIZIO	15.236
20	33 E. LAHTI	15.254
21	70 M. ALCOBA	15.273
22	42 S. FROSSARD	15.283
23	55 G. HENDRA PRATAMA	15.287
24	22 F. FULIGNI	15.292
25	99 D. WEBB	15.309
26	19 P. SZKOPEK	15.321
27	45 S. KAWASAKI	15.386
28	6 M. HERRERA	15.433
29	2 L. MONTELLA	15.734
30	69 E. MONTERO HUERTA	15.763

SEG. 3		
1	5 P. OETTL	27.984
2	77 D. AEGERTER	27.987
3	4 S. ODENDAAL	28.009
4	61 C. ONCU	28.027
5	81 M. GONZALEZ	28.142
6	7 M. CASADEI	28.179
7	34 K. MANFREDI	28.195
8	21 R. KRUMMENACHER	28.197
9	38 H. SOOMER	28.204
10	66 N. TUULI	28.211
11	16 J. CLUZEL	28.238
12	3 R. DE ROSA	28.302
13	94 F. CARICASULO	28.340
14	56 P. SEBESTYEN	28.372
15	29 L. BERNARDI	28.400
16	84 M. FABRIZIO	28.401
17	32 S. MORAIS	28.411
18	99 D. WEBB	28.431
19	24 L. TACCINI	28.477
20	55 G. HENDRA PRATAMA	28.504
21	19 P. SZKOPEK	28.507
22	95 V. TAKALA	28.513
23	70 M. ALCOBA	28.529
24	22 F. FULIGNI	28.597
25	33 E. LAHTI	28.600
26	6 M. HERRERA	28.757
27	42 S. FROSSARD	28.847
28	45 S. KAWASAKI	28.977
29	2 L. MONTELLA	29.152
30	69 E. MONTERO HUERTA	29.265

SEG. 4		
1	4 S. ODENDAAL	22.354
2	77 D. AEGERTER	22.443
3	5 P. OETTL	22.446
4	21 R. KRUMMENACHER	22.583
5	81 M. GONZALEZ	22.631
6	61 C. ONCU	22.647
7	66 N. TUULI	22.658
8	16 J. CLUZEL	22.666
9	94 F. CARICASULO	22.705
10	38 H. SOOMER	22.748
11	34 K. MANFREDI	22.776
12	3 R. DE ROSA	22.779
13	7 M. CASADEI	22.809
14	32 S. MORAIS	22.822
15	56 P. SEBESTYEN	22.851
16	95 V. TAKALA	22.881
17	84 M. FABRIZIO	22.946
18	99 D. WEBB	22.988
19	33 E. LAHTI	23.002
20	55 G. HENDRA PRATAMA	23.028
21	29 L. BERNARDI	23.061
22	22 F. FULIGNI	23.084
23	70 M. ALCOBA	23.116
24	24 L. TACCINI	23.233
25	19 P. SZKOPEK	23.237
26	42 S. FROSSARD	23.242
27	6 M. HERRERA	23.259
28	2 L. MONTELLA	23.398
29	45 S. KAWASAKI	23.625
30	69 E. MONTERO HUERTA	23.775

23/07/2021

These data/results cannot be reproduced, stored and/or transmitted in whole or in part by any manner of electronic, mechanical, photocopying, recording, broadcasting or otherwise now known or herein after developed without the previous express consent by the copyright owner, except for reproduction in daily press and regular printed publications on sale to the public within 60 days of the event related to those data/results and always provided that copyright symbol appears together as follows below.

© DORNA WSBK ORGANIZATION Srl 2021

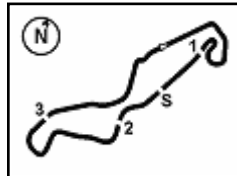
FICR PERUGIA TIMING



Official Tyre Supplier



Official Timekeeper



TT Circuit Assen 4.542 m

## Prosecco DOC Dutch Round, 23-25 July 2021

### Ideal Times Free Practice 2nd Session

No.	Rider	Nat	Bike	Seg. 1	Seg. 2	Seg. 3	Seg. 4	Ideal Time		
				Diff. 1	Diff. 2	Diff. 3	Diff. 4	Best Lap	Pos.	Diff.
1	<b>4 S. ODENDAAL</b>	RSA	Yamaha YZF R6	<b>31.799</b>	14.925 +0.179	28.009	<b>22.354</b> +0.179	<b>1'37.087</b> 1'37.315	2	0.228
2	<b>77 D. AEGERTER</b>	SUI	Yamaha YZF R6	31.854 +0.004	<b>14.895</b>	27.987 +0.090	22.443 +0.001	<b>1'37.179</b> 1'37.274	1	0.095
3	<b>5 P. OETTL</b>	GER	Kawasaki ZX-6R	32.113 +0.451	14.984 +0.108	<b>27.984</b>	22.446	<b>1'37.527</b> 1'38.086	4	0.559
4	<b>81 M. GONZALEZ</b>	ESP	Yamaha YZF R6	31.900	14.975 +0.104	28.142 +0.072	22.631	<b>1'37.648</b> 1'37.824	3	0.176
5	<b>61 C. ONCU</b>	TUR	Kawasaki ZX-6R	32.130 +0.390	15.066 +0.005	28.027	22.647	<b>1'37.870</b> 1'38.265	7	0.395
6	<b>21 R. KRUMMENACHER</b>	SUI	Yamaha YZF R6	32.156	15.089 +0.029	28.197	22.583 +0.103	<b>1'38.025</b> 1'38.157	5	0.132
7	<b>16 J. CLUZEL</b>	FRA	Yamaha YZF R6	32.015	15.153	28.238 +0.016	22.666 +0.096	<b>1'38.072</b> 1'38.184	6	0.112
8	<b>66 N. TUULI</b>	FIN	MV Agusta F3 675	32.169	15.049	28.211	22.658 +0.254	<b>1'38.087</b> 1'38.341	8	0.254
9	<b>38 H. SOOMER</b>	EST	Yamaha YZF R6	32.221 +0.075	15.035 +0.065	28.204	22.748 +0.031	<b>1'38.208</b> 1'38.379	9	0.171
10	<b>94 F. CARICASULO</b>	ITA	Yamaha YZF R6	32.013 +0.025	15.167 +0.073	28.340 +0.036	22.705 +0.208	<b>1'38.225</b> 1'38.567	11	0.342
11	<b>3 R. DE ROSA</b>	ITA	Kawasaki ZX-6R	32.199 +0.145	15.184 +0.060	28.302 +0.025	22.779	<b>1'38.464</b> 1'38.694	12	0.230
12	<b>7 M. CASADEI</b>	ITA	Yamaha YZF R6	32.336	15.160	28.179 +0.034	22.809 +0.329	<b>1'38.484</b> 1'38.847	13	0.363
13	<b>34 K. MANFREDI</b>	ITA	Yamaha YZF R6	32.349	15.202 +0.007	28.195	22.776	<b>1'38.522</b> 1'38.529	10	0.007
14	<b>56 P. SEBESTYEN</b>	HUN	Yamaha YZF R6	32.309	15.160 +0.098	28.372 +0.095	22.851 +0.250	<b>1'38.692</b> 1'39.135	16	0.443
15	<b>32 S. MORAIS</b>	POR	Yamaha YZF R6	32.344 +0.189	15.177 +0.135	28.411	22.822	<b>1'38.754</b> 1'39.078	15	0.324
16	<b>84 M. FABRIZIO</b>	ITA	Kawasaki ZX-6R	32.306	15.236 +0.013	28.401 +0.013	22.946 +0.052	<b>1'38.889</b> 1'38.967	14	0.078
17	<b>95 V. TAKALA</b>	FIN	Yamaha YZF R6	32.573 +0.058	15.098 +0.039	28.513	22.881 +0.168	<b>1'39.065</b> 1'39.330	19	0.265
18	<b>29 L. BERNARDI</b>	SMR	Yamaha YZF R6	32.479	15.165	28.400 +0.075	23.061 +0.051	<b>1'39.105</b> 1'39.231	17	0.126
19	<b>55 G. HENDRA PRATAMA</b>	INA	Yamaha YZF R6	32.365	15.287 +0.044	28.504 +0.121	23.028 +0.182	<b>1'39.184</b> 1'39.531	21	0.347
20	<b>99 D. WEBB</b>	GBR	Yamaha YZF R6	32.525 +0.008	15.309	28.431	22.988 +0.042	<b>1'39.253</b> 1'39.303	18	0.050
21	<b>70 M. ALCOBA</b>	ESP	Yamaha YZF R6	32.510 +0.062	15.273 +0.075	28.529	23.116	<b>1'39.428</b> 1'39.565	22	0.137
22	<b>24 L. TACCINI</b>	ITA	Kawasaki ZX-6R	32.483	15.236	28.477	23.233	<b>1'39.429</b> 1'39.429	20	
23	<b>33 E. LAHTI</b>	FIN	Suzuki GSX-R600	32.761	15.254 +0.050	28.600	23.002 +0.113	<b>1'39.617</b> 1'39.780	23	0.163
24	<b>22 F. FULIGNI</b>	ITA	Yamaha YZF R6	32.759	15.292 +0.001	28.597	23.084 +0.260	<b>1'39.732</b> 1'39.993	24	0.261
25	<b>19 P. SZKOPEK</b>	POL	Yamaha YZF R6	32.728	15.321 +0.174	28.507 +0.293	23.237	<b>1'39.793</b> 1'40.260	25	0.467
26	<b>6 M. HERRERA</b>	ESP	Yamaha YZF R6	32.741 +0.213	15.433 +0.064	28.757	23.259 +0.061	<b>1'40.190</b> 1'40.528	26	0.338
27	<b>42 S. FROSSARD</b>	SUI	Yamaha YZF R6	32.848 +0.220	15.283 +0.056	28.847 +0.052	23.242 +0.033	<b>1'40.220</b> 1'40.581	27	0.361
28	<b>45 S. KAWASAKI</b>	JPN	Kawasaki ZX-6R	32.767 +0.378	15.386	28.977 +0.003	23.625	<b>1'40.755</b> 1'41.136	28	0.381
29	<b>2 L. MONTELLA</b>	ITA	Yamaha YZF R6	33.349 +0.149	15.734	29.152	23.398	<b>1'41.633</b> 1'41.782	29	0.149
30	<b>69 E. MONTERO HUERTA</b>	ESP	Yamaha YZF R6	33.261 +0.042	15.763 +0.020	29.265 +0.086	23.775	<b>1'42.064</b> 1'42.212	30	0.148
<b>Overall Ideal Time</b>				31.799	14.895	27.984	22.354	<b>1'37.032</b>		

23/07/2021

These data/results cannot be reproduced, stored and/or transmitted in whole or in part by any manner of electronic, mechanical, photocopying, recording, broadcasting or otherwise now known or herein after developed without the previous express consent by the copyright owner, except for reproduction in daily press and regular printed publications on sale to the public within 60 days of the event related to those data/results and always provided that copyright symbol appears together as follows below.

© DORNA WSBK ORGANIZATION Srl 2021

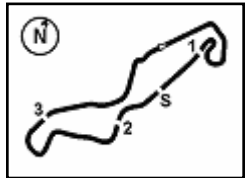
**FICR PERUGIA TIMING**


Official Tyre Supplier



Official Timekeeper





### Prosecco DOC Dutch Round, 23-25 July 2021

#### Chronological Analysis Free Practice 2nd Session

TT Circuit Assen 4.542 m

1 / 6

1° 77 D. AEGERTER (1'37.274)							
Lap	Seg.1	Seg.2	Seg.3	Seg.4	Lap Time	km/h	Local Time
1		16.200	29.556	23.295		235,8	16:02'11.405
2	32.461	15.069	28.283	22.656	1'38.469	247,7	16:03'49.874
3	32.347	15.028	28.246	22.600	1'38.221	250,6	16:05'28.095
4	32.561	15.099	28.508	22.507	1'38.675	<b>251,2</b>	16:07'06.770
5	32.216	15.055	28.264	22.652	1'38.187	249,4	16:08'44.957
6	32.116	15.070	28.220	22.669	1'38.075	248,8	16:10'23.032
7	32.279	14.987	28.110	22.625	1'38.001	247,7	16:12'01.033
8	31.997	14.961	28.043	22.645	1'37.646	247,7	16:13'38.679
9	32.783	15.390	29.138	32.664	1'49.975P	244,9	16:15'28.654
10	10'11.983	15.801	28.872	22.957	11'19.613P	239,5	16:26'48.267
11	32.097	15.019	<b>27.987</b>	<b>22.443</b>	1'37.546	248,3	16:28'25.813
12	<b>31.854</b>	<b>14.895</b>	28.076	22.498	1'37.323	248,8	16:30'03.136
13	32.255	15.072	28.085	22.633	1'38.045	248,3	16:31'41.181
14	31.985	14.930	28.112	22.537	1'37.564	247,7	16:33'18.745
15	31.903	15.133	28.067	22.583	1'37.686	246,6	16:34'56.431
16	31.970	15.004	28.162	22.556	1'37.692	248,8	16:36'34.123
17	32.013	14.978	28.037	22.592	1'37.620	248,8	16:38'11.743
18	31.913	14.924	28.001	34.592	1'49.430CP	248,8	16:40'01.173
19	10'33.928	15.542	37.415	23.842	11'50.727P	244,3	16:51'51.900
20	32.277	<b>14.895</b>	28.470	22.543	1'38.185	250,6	16:53'30.085
21	31.858	<b>14.895</b>	28.077	22.444	<b>1'37.274</b>	250,0	16:55'07.359
22	32.094	15.067	28.124	22.500	1'37.785	250,6	16:56'45.144

15	10'06.370	15.385	29.006	23.074	11'13.835P	248,3	16:51'53.896
16	32.428	15.410	28.633	23.097	1'39.568	252,9	16:53'33.464
17	<b>31.900</b>	15.079	28.214	<b>22.631</b>	<b>1'37.824</b>	<b>254,7</b>	16:55'11.288
18	32.348	15.097	<b>28.142</b>	23.110	1'38.697	250,6	16:56'49.985

2° 4 S. ODENDAAL (1'37.315)							
Lap	Seg.1	Seg.2	Seg.3	Seg.4	Lap Time	km/h	Local Time
1		15.539	28.919	23.275		246,0	16:02'56.920
2	32.385	15.169	28.367	22.903	1'38.824	250,6	16:04'35.744
3	32.315	15.044	28.287	22.670	1'38.316	249,4	16:06'14.060
4	32.265	15.026	28.156	22.598	1'38.045	251,2	16:07'52.105
5	32.290	15.015	28.177	22.539	1'38.021	251,2	16:09'30.126
6	32.462	15.366	28.905	22.745	1'39.478	251,7	16:11'09.604
7	32.107	14.942	28.128	22.679	1'37.856	251,2	16:12'47.460
8	32.283	15.155	28.777	22.849	1'39.064	248,8	16:14'26.524
9	32.076	14.944	28.298	22.622	1'37.940	251,2	16:16'04.464
10	32.069	15.040	28.330	22.737	1'38.176	251,2	16:17'42.640
11	32.324	15.004	28.288	22.634	1'38.250	251,2	16:19'20.890
12	32.152	14.978	28.734	22.713	1'38.577	251,7	16:20'59.467
13	32.242	15.028	28.306	22.768	1'38.344	251,2	16:22'37.811
14	34.254	21.521	31.402	23.543	1'50.720	115,4	16:24'28.531
15	32.019	15.210	29.367	33.370	1'49.966P	<b>253,5</b>	16:26'18.497
16	12'56.008	16.358	31.763	36.554	14'20.683CP	235,8	16:40'39.180
17	10'58.544	15.317	28.542	22.686	12'05.089P	248,8	16:52'44.269
18	32.106	<b>14.925</b>	28.073	<b>22.354</b>	1'37.458	251,2	16:54'21.727
19	<b>31.799</b>	14.974	<b>28.009</b>	22.533	<b>1'37.315</b>	251,7	16:55'59.042

4° 5 P. OETTL (1'38.086)							
Lap	Seg.1	Seg.2	Seg.3	Seg.4	Lap Time	km/h	Local Time
1		15.449	30.302	24.168		250,0	16:02'04.676
2	34.184	15.255	28.614	22.896	1'40.949	251,7	16:03'45.625
3	32.638	15.628	29.707	23.604	1'41.577	241,6	16:05'27.202
4	32.528	15.167	28.467	22.716	1'38.878	251,7	16:07'06.080
5	33.239	15.498	28.563	22.676	1'39.976	251,7	16:08'46.056
6	32.529	15.112	36.134	23.116	1'46.891	<b>254,1</b>	16:10'32.947
7	33.008	15.262	28.459	22.875	1'39.604	<b>254,1</b>	16:12'12.551
8	32.501	15.127	28.503	22.934	1'39.065	250,6	16:13'51.616
9	32.436	15.275	28.372	22.940	1'39.023	248,3	16:15'30.639
10	32.457	16.104	29.359	33.592	1'51.512P	250,0	16:17'22.151
11	6'06.172	16.900	31.753	22.987	7'17.812P	230,3	16:24'39.963
12	32.818	15.186	28.497	22.752	1'39.253	248,8	16:26'19.216
13	32.447	15.140	28.444	22.643	1'38.674	250,0	16:27'57.890
14	33.698	15.744	28.970	33.145	1'51.517P	241,6	16:29'49.447
15	7'13.075	15.338	28.311	22.769	8'19.493P	246,6	16:38'08.940
16	<b>32.113</b>	<b>14.984</b>	28.011	35.847	1'50.955CP	250,6	16:39'59.895
17	10'39.122	15.395	28.864	23.132	11'46.513P	249,4	16:51'46.408
18	32.263	15.120	28.224	22.844	1'38.451	252,9	16:53'24.859
19	32.564	15.092	<b>27.984</b>	<b>22.446</b>	<b>1'38.086</b>	252,3	16:55'02.945
20	32.195	15.352	28.472	22.490	1'38.509	252,3	16:56'41.454

3° 81 M. GONZALEZ (1'37.824)							
Lap	Seg.1	Seg.2	Seg.3	Seg.4	Lap Time	km/h	Local Time
1		15.565	30.107	24.929		249,4	16:02'04.007
2	33.442	15.192	28.510	29.531	1'46.675	249,4	16:03'50.682
3	32.530	15.231	28.570	23.094	1'39.425	244,3	16:05'30.107
4	32.370	15.157	28.300	22.712	1'38.539C	246,6	16:07'08.646
5	32.147	14.990	28.612	22.958	1'38.707	248,3	16:08'47.353
6	32.135	<b>14.975</b>	28.256	33.238	1'48.604P	247,1	16:10'35.957
7	5'33.366	15.814	28.723	23.126	6'41.029P	241,6	16:17'16.986
8	31.969	15.113	28.151	23.000	1'38.233	249,4	16:18'55.219
9	32.749	15.414	28.419	22.861	1'39.443	249,4	16:20'34.662
10	32.150	15.193	28.193	22.788	1'38.324	247,1	16:22'12.986
11	34.670	15.570	28.747	32.384	1'51.371P	247,7	16:24'04.357
12	7'26.402	15.496	28.881	23.236	8'34.015P	248,8	16:32'38.372
13	32.624	15.230	28.781	32.137	1'48.772P	249,4	16:34'27.144
14	4'48.078	16.453	31.919	36.467	6'12.917CP	237,4	16:40'40.061

5° 21 R. KRUMMENACHER (1'38.157)							
Lap	Seg.1	Seg.2	Seg.3	Seg.4	Lap Time	km/h	Local Time
1		16.356	29.602	23.330		243,2	16:01'49.143
2	32.493	15.243	28.274	22.964	1'38.974	246,0	16:03'28.117
3	32.942	17.907	29.505	24.931	1'45.285	213,0	16:05'13.402
4	32.469	15.172	28.228	22.721	1'38.590	248,3	16:06'51.992
5	33.299	15.551	29.070	34.088	1'52.008P	248,3	16:08'44.000
6	5'47.940	15.896	28.974	23.256	6'56.066P	241,1	16:15'40.066
7	37.415	15.391	28.959	23.210	1'44.975	246,6	16:17'25.041
8	32.317	15.171	28.683	22.909	1'39.080	249,4	16:19'04.121
9	32.621	16.048	29.665	23.589	1'41.923	<b>252,3</b>	16:20'46.044
10	32.559	15.387	28.581	22.893	1'39.420	246,6	16:22'25.464
11	34.022	15.604	29.214	33.696	1'52.536P	245,5	16:24'18.000
12	9'33.177	15.555	28.584	23.042	10'40.358P	246,0	16:34'58.358
13	<b>32.156</b>	15.118	<b>28.197</b>	22.686	<b>1'38.157</b>	248,8	16:36'36.515
14	33.922	15.377	28.678	22.895	1'40.872	248,3	16:38'17.387
15	32.167	<b>15.089</b>	28.277	40.966	1'56.499CP	249,4	16:40'13.886
16	10'19.615	15.715	28.954	22.971	11'27.255P	245,5	16:51'41.141
17	32.246	15.193	28.239	<b>22.583</b>	1'38.261	246,0	16:53'19.402
18	32.307	15.091	28.322	22.664	1'38.384	247,1	16:54'57.786
19	32.259	15.132	28.377	22.729	1'38.497	246,6	16:56'36.283

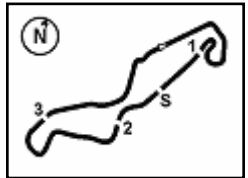
6° 16 J. CLUZEL (1'38.184)							
Lap	Seg.1	Seg.2	Seg.3	Seg.4	Lap Time	km/h	Local Time
1		16.460	29.885	23.441		239,5	16:03'07.166
2	32.789	16.230	29.845	23.375	1'42.239	250,6	16:04'49.405
3	32.660	15.438	28.736	22.941	1'39.775	250,6	16:06'29.180
4	32.480	15.322	28.554	22.843	1'39.199	251,7	16:08'08.379
5	32.402	15.446	29.007	33.128	1'49.983P	252,3	16:09'58.362
6	5'57.652	15.800	29.155	23.261	7'05.868P	247,1	16:17'04.230
7	32.518	15.439	28.772	23.093	1'39.822	250,6	16:18'44.052
8	32.374	15.398	28.565	23.090	1'39.427	250,0	16:20'23.479
9	35.124	15.606	28.790	32.798	1'52.318P	250,0	16:22'15.797
10	4'09.561	15.927	30.746	24.882	5'21.116P	247,7	16:27'36.913
11	32.556	15.373	28.504	22.906	1'39.339	252,9	16:29'16.252

23/07/2021

P = Pits In/Out - C = Lap Time Cancelled

These data/results cannot be reproduced, stored and/or transmitted in whole or in part by any manner of electronic, mechanical, photocopying, recording, broadcasting or otherwise now known or herein after developed without the previous express consent by the copyright owner, except for reproduction in daily press and regular printed publications on sale to the public within 60 days of the event related to those data/results and always provided that copyright symbol appears together as follows below.

© DORNA WSBK ORGANIZATION Srl 2021



## Prosecco DOC Dutch Round, 23-25 July 2021

### Chronological Analysis Free Practice 2nd Session

TT Circuit Assen 4.542 m

2 / 6

12	32.140	15.212	28.331	22.742	1'38.425	252,3	16:30'54.677	3	32.786	15.359	28.752	22.997	1'39.894	248,8	16:05'12.326
13	32.170	15.802	29.511	22.949	1'40.432	249,4	16:32'35.109	4	32.672	15.228	28.444	22.879	1'39.223	247,7	16:06'51.549
14	32.231	15.182	28.310	<b>22.666</b>	1'38.389	251,7	16:34'13.498	5	32.514	15.172	28.859	23.132	1'39.677	250,6	16:08'31.226
15	36.896	15.667	35.653	24.469	1'52.685	250,6	16:36'06.183	6	32.454	<b>15.035</b>	28.472	31.829	1'47.790P	249,4	16:10'19.016
16	32.201	15.238	<b>28.238</b>	22.733	1'38.410	<b>254,1</b>	16:37'44.593	7	5'07.189	15.351	28.752	23.043	6'14.335P	248,8	16:16'33.351
17	<b>32.015</b>	<b>15.153</b>	28.254	22.762	<b>1'38.184</b>	252,9	16:39'22.777	8	32.368	15.100	28.324	22.917	1'38.709	249,4	16:18'12.060
18	35.815	18.180	31.177	35.347	2'00.519CP	216,0	16:41'23.296	9	32.273	15.197	28.541	23.222	1'39.233	251,7	16:19'51.293
19	9'12.321	15.470	29.725	23.633	10'21.149P	252,9	16:51'44.445	10	32.578	15.124	28.451	22.802	1'38.955	251,7	16:21'30.248
20	32.318	15.227	40.181	27.630	1'55.356	<b>254,1</b>	16:53'39.801	11	32.435	15.118	28.564	31.342	1'47.459P	249,4	16:23'17.707
21	32.458	15.313	29.019	23.458	1'40.248	252,9	16:55'20.049	12	6'40.071	15.482	28.815	23.059	7'47.427P	247,7	16:31'05.134
22	32.102	15.252	28.484	22.967	1'38.805	253,5	16:56'58.854	13	32.801	15.209	28.647	23.058	1'39.715	248,3	16:32'44.849
								14	32.359	15.170	28.493	22.785	1'38.807	248,3	16:34'23.656
								15	<b>32.221</b>	15.050	28.505	22.872	1'38.648	<b>252,3</b>	16:36'02.304
								16	32.222	15.074	28.266	23.025	1'38.587	250,0	16:37'40.891
								17	32.311	15.119	28.899	22.973	1'39.302	248,8	16:39'20.193
								18	35.287	18.609	30.355	34.178	1'58.429CP	185,6	16:41'18.622
								19	9'51.614	15.500	28.677	23.441	10'59.232P	245,5	16:52'17.854
								20	32.630	15.164	28.263	<b>22.748</b>	1'38.805	247,7	16:53'56.659
								21	32.296	15.100	<b>28.204</b>	<b>22.779</b>	<b>1'38.379</b>	249,4	16:55'35.038

#### 7° 61 C. ONCU (1'38.265)

Lap	Seg.1	Seg.2	Seg.3	Seg.4	Lap Time	km/h	Local Time
1		15.918	29.146	23.837		248,8	16:02'01.292
2	32.864	15.296	28.997	23.190	1'40.347	249,4	16:03'41.639
3	32.708	15.303	28.548	23.110	1'39.669	247,7	16:05'21.308
4	32.647	15.312	28.490	23.176	1'39.625	250,0	16:07'00.933
5	33.426	15.403	28.843	38.267	1'55.939P	246,6	16:08'56.872
6	1'34.302	15.536	29.088	33.118	2'52.044P	244,9	16:11'48.916
7	3'43.005	15.282	28.856	23.438	4'50.581P	246,6	16:16'39.497
8	32.741	15.380	28.622	23.035	1'39.778	246,6	16:18'19.275
9	32.919	15.417	28.591	23.252	1'40.179	244,9	16:19'59.454
10	32.916	15.299	28.585	23.043	1'39.843	247,7	16:21'39.297
11	32.641	15.370	28.395	23.265	1'39.671	248,3	16:23'18.968
12	32.788	15.411	28.695	23.292	1'40.186	246,6	16:24'59.154
13	32.604	15.270	28.551	23.150	1'39.575	248,3	16:26'38.729
14	32.734	15.300	28.916	23.205	1'40.155	248,3	16:28'18.884
15	32.570	15.382	28.604	23.368	1'39.924	246,0	16:29'58.808
16	35.893	18.746	28.419	22.983	1'46.041	191,5	16:31'44.849
17	32.290	15.229	28.527	23.257	1'39.303	251,7	16:33'24.152
18	32.365	15.151	28.484	23.000	1'39.000	248,8	16:35'03.152
19	32.594	15.186	28.732	23.153	1'39.665	250,0	16:36'42.817
20	36.769	15.542	28.989	33.611	1'54.911P	248,8	16:38'37.728
21	12'01.434	15.506	28.910	23.237	13'09.087P	247,1	16:51'46.815
22	<b>32.130</b>	<b>15.066</b>	28.140	22.953	1'38.289	252,3	16:53'25.104
23	32.520	15.071	<b>28.027</b>	<b>22.647</b>	<b>1'38.265</b>	<b>253,5</b>	16:55'03.369
24	32.146	15.184	28.650	22.751	1'38.731	250,6	16:56'42.100

#### 8° 66 N. TUULI (1'38.341)

Lap	Seg.1	Seg.2	Seg.3	Seg.4	Lap Time	km/h	Local Time
1		16.392	29.920	23.751		238,9	16:09'50.801
2	33.443	15.441	28.786	23.310	1'40.980	246,6	16:11'31.781
3	32.911	15.358	28.590	23.068	1'39.927	247,1	16:13'11.708
4	32.575	15.193	28.444	22.960	1'39.172	247,7	16:14'50.880
5	32.430	15.142	28.563	22.922	1'39.057	247,7	16:16'29.937
6	32.315	15.133	28.449	22.846	1'38.743	248,8	16:18'08.680
7	32.431	15.183	28.485	23.220	1'39.319	246,6	16:19'47.999
8	32.489	15.180	28.307	22.790	1'38.766	247,7	16:21'26.765
9	41.702	15.986	28.590	34.856	2'01.134P	238,9	16:23'27.899
10	11'48.448	15.821	29.014	23.189	12'56.472P	245,5	16:36'24.371
11	32.270	15.231	28.492	22.976	1'38.969	247,7	16:38'03.340
12	32.305	15.108	28.316	22.834	1'38.563C	248,3	16:39'41.903
13	36.467	17.456	30.740	35.156	1'59.819CP	232,3	16:41'41.722
14	8'54.288	15.455	29.458	23.619	10'02.820P	250,6	16:51'44.542
15	32.491	15.092	28.478	<b>22.658</b>	1'38.719	<b>251,7</b>	16:53'23.261
16	<b>32.169</b>	<b>15.049</b>	<b>28.211</b>	22.912	<b>1'38.341</b>	247,7	16:55'01.602
17	32.208	15.119	28.319	22.823	1'38.469	247,7	16:56'40.071

#### 9° 38 H. SOOMER (1'38.379)

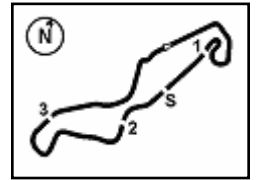
Lap	Seg.1	Seg.2	Seg.3	Seg.4	Lap Time	km/h	Local Time
1		16.006	29.962	24.627		246,0	16:01'52.160
2	33.082	15.235	28.678	23.277	1'40.272	247,1	16:03'32.432

#### 10° 34 K. MANFREDI (1'38.529)

Lap	Seg.1	Seg.2	Seg.3	Seg.4	Lap Time	km/h	Local Time
1		16.619	30.578	30.021		236,8	16:01'57.472
2	34.905	16.184	31.883	23.630	1'46.602	238,4	16:03'44.074
3	32.665	15.335	28.231	23.267	1'39.498	<b>247,7</b>	16:05'23.572
4	32.754	15.439	28.611	23.222	1'40.026	<b>247,7</b>	16:07'03.598
5	35.140	15.748	28.404	22.985	1'42.277	237,9	16:08'45.875
6	32.417	15.220	28.504	23.030	1'39.171	246,6	16:10'25.046
7	32.635	15.320	29.743	32.064	1'49.762P	246,6	16:12'14.808
8	11'59.725	19.632	38.971	27.083	13'25.411P	191,5	16:25'40.219
9	39.257	16.737	34.037	27.165	1'57.196	220,9	16:27'37.415
10	32.742	<b>15.202</b>	28.650	23.094	1'39.688	<b>247,7</b>	16:29'17.103
11	32.480	15.316	28.543	22.969	1'39.308	246,0	16:30'56.411
12	33.205	16.554	29.096	23.325	1'42.180	232,8	16:32'38.591
13	32.643	15.312	28.552	23.270	1'39.777	246,6	16:34'18.368
14	34.093	15.721	29.615	35.161	1'54.590P	243,8	16:36'12.958
15	14'20.837	15.538	29.086	23.130	15'28.591P	244,3	16:51'41.549
16	<b>32.349</b>	15.209	<b>28.195</b>	<b>22.776</b>	<b>1'38.529</b>	246,0	16:53'20.078
17	32.467	15.248	28.304	22.975	1'38.994	246,0	16:54'59.072
18	37.436	15.371	28.492	23.092	1'44.391	246,0	16:56'43.463

#### 11° 94 F. CARICASULO (1'38.567)

Lap	Seg.1	Seg.2	Seg.3	Seg.4	Lap Time	km/h	Local Time
1		16.099	29.684	23.768		247,1	16:02'01.590
2	32.817	15.483	30.091	23.050	1'41.441	250,6	16:03'43.031
3	32.552	15.438	28.737	23.203	1'39.930	248,8	16:05'22.961
4	32.912	16.009	33.742	23.583	1'46.246	246,0	16:07'09.207
5	32.442	<b>15.167</b>	28.478	22.783	1'38.870	251,7	16:08'48.077
6	33.258	15.339	28.614	23.418	1'40.629	<b>254,1</b>	16:10'28.706
7	32.214	15.268	28.437	22.772	1'38.691	249,4	16:12'07.397
8	32.478	15.868	28.702	35.958	1'53.006CP	246,6	16:14'00.403
9	4'43.590	15.593	28.892	22.890	5'50.965P	247,1	16:19'51.368
10	32.176	15.271	28.426	22.707	1'38.580	246,6	16:21'29.948
11	32.271	15.229	<b>28.340</b>	22.768	1'38.608	247,7	16:23'08.556
12	32.327	15.205	28.446	22.832	1'38.810	248,8	16:24'47.366
13	32.038	15.240	28.376	22.913	<b>1'38.567</b>	250,0	16:26'25.933
14	42.822	16.521	35.921	23.611	1'58.875	241,1	16:28'24.808
15	33.618	15.221	28.448	<b>22.705</b>	1'39.992	248,3	16:30'04.800
16	<b>32.013</b>	15.368	28.355	22.957	1'38.693	250,6	16:31'43.493
17	32.137	15.209	28.362	22.899	1'38.607	249,4	16:33'22.100
18	32.296	15.265	28.609	34.262	1'50.432P	247,1	16:35'12.532
19	3'26.768	15.624	28.717	28.553	4'39.662CP	244,9	16:39'52.194
20	36.483	16.713	29.747	36.729	1'59.672CP	238,4	16:41'51.866



TT Circuit Assen 4.542 m

3 / 6

21	8'43.359	15.624	29.678	23.296	9'51.957P	244,3	16:51'43.823	14	32.649	15.306	28.690	<b>22.946</b>	1'39.591	251,2	16:29'59.121
22	37.788	16.697	29.934	23.092	1'47.511	234,3	16:53'31.334	15	34.494	15.696	32.044	35.812	1'58.046P	246,6	16:31'57.167
23	32.462	15.243	28.779	22.870	1'39.354	248,8	16:55'10.688	16	4'38.764	17.713	32.941	23.747	5'53.165P	230,3	16:37'50.332
24	32.505	15.303	28.764	24.088	1'40.660C	248,8	16:56'51.348	17	32.469	<b>15.236</b>	<b>28.401</b>	22.900	1'39.006C	251,2	16:39'29.338

**12° 3 R. DE ROSA (1'38.694)**

Lap	Seg.1	Seg.2	Seg.3	Seg.4	Lap Time	km/h	Local Time
1		16.039	29.836	23.797	237,4	16:03'00.131	
2	32.930	15.478	28.953	23.346	1'40.707	246,0	16:04'40.838
3	32.602	15.349	28.578	23.292	1'39.821	246,6	16:06'20.659
4	32.492	15.290	28.537	23.107	1'39.426	246,6	16:08'00.085
5	36.609	16.710	34.360	24.192	1'51.871	224,5	16:09'51.956
6	32.554	15.403	29.154	35.341	1'52.452P	<b>248,8</b>	16:11'44.408
7	3'29.246	15.949	30.553	23.477	4'39.225P	238,9	16:16'23.633
8	32.480	15.292	28.543	23.040	1'39.355	246,0	16:18'02.988
9	32.351	15.242	28.422	23.085	1'39.100	246,6	16:19'42.088
10	32.262	<b>15.184</b>	28.427	22.981	1'38.854	247,1	16:21'20.942
11	32.342	15.271	28.375	23.071	1'39.059	<b>248,8</b>	16:23'00.001
12	32.472	15.259	28.520	23.092	1'39.343	247,7	16:24'39.344
13	38.125	15.896	31.197	34.924	2'00.142P	238,4	16:26'39.486
14	9'55.658	21.095	29.948	23.359	11'10.060P	137,6	16:37'49.546
15	32.344	15.244	28.327	<b>22.779</b>	<b>1'38.694</b>	247,7	16:39'28.240
16	38.740	17.696	32.599	36.122	2'05.157CP	209,7	16:41'33.397
17	9'48.457	15.779	29.723	23.353	10'57.312P	240,5	16:52'30.709
18	32.344	15.222	28.431	23.076	1'39.073	246,0	16:54'09.782
19	<b>32.199</b>	15.267	<b>28.302</b>	22.966	1'38.734	246,6	16:55'48.516

**15° 32 S. MORAIS (1'39.078)**

Lap	Seg.1	Seg.2	Seg.3	Seg.4	Lap Time	km/h	Local Time
1		16.973	32.668	25.149	227,4	16:01'56.756	
2	34.412	15.618	29.256	23.610	1'42.896	248,8	16:03'39.652
3	33.250	15.509	29.059	23.396	1'41.214	247,1	16:05'20.866
4	32.992	15.796	28.991	23.421	1'41.200	236,8	16:07'02.066
5	32.880	15.375	28.808	23.417	1'40.480	248,8	16:08'42.546
6	32.784	15.425	28.871	23.220	1'40.300	247,7	16:10'22.846
7	35.606	17.772	31.964	34.802	2'00.144P	212,6	16:12'22.990
8	5'49.993	18.622	29.602	23.362	7'01.579P	172,0	16:19'24.569
9	32.655	15.445	28.676	23.195	1'39.971	247,1	16:21'04.540
10	32.552	15.352	28.598	23.080	1'39.582	247,1	16:22'44.122
11	32.630	15.391	28.555	23.104	1'39.680	247,1	16:24'23.802
12	34.197	16.562	31.228	34.521	1'56.508P	236,3	16:26'20.310
13	3'12.672	15.801	29.098	23.316	4'20.887P	244,3	16:30'41.197
14	32.728	15.293	28.495	23.139	1'39.655	249,4	16:32'20.852
15	34.342	15.399	28.604	23.045	1'41.390	248,8	16:34'02.242
16	32.355	15.312	29.170	23.891	1'40.728	250,0	16:35'42.970
17	32.576	15.298	28.657	23.241	1'39.772C	250,0	16:37'22.742
18	34.229	15.506	28.894	33.549	1'52.178P	248,3	16:39'14.920
19	11'26.295	17.542	31.897	23.830	12'39.564P	212,6	16:51'54.484
20	32.631	15.329	28.848	23.959	1'40.767	<b>251,2</b>	16:53'35.251
21	32.533	15.312	<b>28.411</b>	<b>22.822</b>	<b>1'39.078</b>	<b>251,2</b>	16:55'14.329
22	<b>32.344</b>	<b>15.177</b>	28.494	23.669	1'39.684	250,0	16:56'54.013

**13° 7 M. CASADEI (1'38.847)**

Lap	Seg.1	Seg.2	Seg.3	Seg.4	Lap Time	km/h	Local Time
1		16.055	29.405	23.565	237,4	16:02'34.378	
2	33.371	15.607	28.899	23.613	1'41.490	242,7	16:04'15.868
3	33.257	15.544	28.798	23.676	1'41.275	240,0	16:05'57.143
4	33.093	15.722	28.712	23.486	1'41.013	241,6	16:07'38.156
5	32.824	17.688	32.713	33.438	1'56.663P	228,8	16:09'34.819
6	7'08.614	15.518	28.818	23.099	8'16.049P	241,6	16:17'50.868
7	32.754	15.388	28.674	23.160	1'39.976	244,3	16:19'30.844
8	34.762	16.983	30.897	23.403	1'46.045	221,3	16:21'16.889
9	32.754	15.332	29.891	25.701	1'43.678	244,3	16:23'00.567
10	32.542	15.346	28.672	23.500	1'40.060	243,8	16:24'40.627
11	32.771	15.295	28.621	23.196	1'39.883	244,3	16:26'20.510
12	36.692	17.147	29.987	31.010	1'54.836P	217,3	16:28'15.346
13	8'55.318	15.424	28.661	22.966	10'02.369P	244,3	16:38'17.715
14	38.521	15.755	29.516	34.121	1'57.913CP	237,4	16:40'15.628
15	10'19.828	15.807	29.680	23.716	11'29.031P	245,5	16:51'44.659
16	32.662	15.226	<b>28.179</b>	<b>22.809</b>	1'38.876	<b>246,6</b>	16:53'23.535
17	<b>32.336</b>	<b>15.160</b>	28.213	23.138	<b>1'38.847</b>	<b>246,6</b>	16:55'02.382
18	32.561	15.347	28.523	22.988	1'39.419	242,7	16:56'41.801

**16° 56 P. SEBESTYEN (1'39.135)**

Lap	Seg.1	Seg.2	Seg.3	Seg.4	Lap Time	km/h	Local Time
1		15.665	29.406	24.346	247,1	16:02'02.454	
2	32.897	15.270	29.744	23.488	1'41.399	250,6	16:03'43.853
3	32.561	15.286	28.468	23.456	1'39.771	252,3	16:05'23.624
4	32.923	15.486	28.642	23.068	1'40.119	251,2	16:07'03.743
5	32.782	15.216	28.640	22.973	1'39.611	248,3	16:08'43.354
6	32.550	15.257	28.593	23.214	1'39.614	250,0	16:10'22.968
7	33.309	15.313	30.864	23.043	1'42.529	248,8	16:12'05.497
8	32.522	15.263	28.586	22.988	1'39.359	247,7	16:13'44.856
9	32.454	15.323	28.640	23.184	1'39.601	246,6	16:15'24.457
10	43.206	15.626	28.775	23.157	1'50.764	248,3	16:17'15.221
11	32.497	15.265	28.688	23.072	1'39.522	248,8	16:18'54.743
12	32.559	15.371	32.502	24.009	1'44.441	247,7	16:20'39.184
13	32.514	<b>15.160</b>	28.739	23.109	1'39.522	250,0	16:22'18.706
14	33.642	15.274	29.027	33.561	1'51.504P	250,6	16:24'10.210
15	10'14.057	15.915	33.929	24.558	11'28.459P	241,6	16:35'38.669
16	33.354	15.389	28.556	23.149	1'40.448	247,1	16:37'19.117
17	<b>32.309</b>	15.258	28.467	23.101	<b>1'39.135</b>	243,2	16:38'58.252
18	32.435	16.055	29.602	34.952	1'53.044CP	244,9	16:40'51.296
19	9'45.264	15.403	30.726	30.093	11'01.486P	251,7	16:51'52.782
20	32.898	15.215	28.481	<b>22.851</b>	1'39.445	250,0	16:53'32.227
21	32.686	15.305	<b>28.372</b>	22.987	1'39.350	251,2	16:55'11.577
22	32.880	15.196	28.829	23.108	1'40.013	<b>253,5</b>	16:56'51.590

**14° 84 M. FABRIZIO (1'38.967)**

Lap	Seg.1	Seg.2	Seg.3	Seg.4	Lap Time	km/h	Local Time
1		17.566	39.142	26.438	213,9	16:02'04.835	
2	34.660	15.500	28.675	23.362	1'42.197	251,7	16:03'47.032
3	32.947	15.511	28.668	23.475	1'40.601	251,2	16:05'27.633
4	32.721	15.402	28.949	23.142	1'40.214	252,3	16:07'07.847
5	32.539	15.345	28.834	23.279	1'39.997	252,9	16:08'47.844
6	33.258	15.253	28.806	23.456	1'40.773	251,2	16:10'28.617
7	32.826	15.338	28.700	23.037	1'39.901	252,9	16:12'08.518
8	35.054	17.627	30.873	34.982	1'58.536P	185,2	16:14'07.054
9	6'20.225	15.628	33.590	23.223	7'32.666P	248,8	16:21'39.720
10	32.652	15.371	28.624	22.991	1'39.638	251,2	16:23'19.358
11	32.862	15.331	28.666	23.226	1'40.085	250,0	16:24'59.443
12	32.798	15.334	28.581	22.980	1'39.693	251,7	16:26'39.136
13	32.681	15.352	29.005	23.356	1'40.394	252,9	16:28'19.530

**17° 29 L. BERNARDI (1'39.231)**

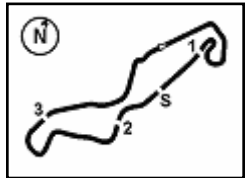
Lap	Seg.1	Seg.2	Seg.3	Seg.4	Lap Time	km/h	Local Time
1		15.992	29.181	23.873	246,0	16:02'15.721	

23/07/2021 P = Pits In/Out - C = Lap Time Cancelled

These data/results cannot be reproduced, stored and/or transmitted in whole or in part by any manner of electronic, mechanical, photocopying, recording, broadcasting or otherwise now known or herein after developed without the previous express consent by the copyright owner, except for reproduction in daily press and regular printed publications on sale to the public within 60 days of the event related to those data/results and always provided that copyright symbol appears together as follows below.

© DORNA WSBK ORGANIZATION Srl 2021





## Prosecco DOC Dutch Round, 23-25 July 2021

### Chronological Analysis Free Practice 2nd Session

TT Circuit Assen 4.542 m

**4 / 6**

2	33.757	15.458	29.334	23.845	1'42.394	251,2	16:03'58.115	22	33.654	15.391	28.988	23.361	1'41.394	246,6	16:56'51.956
3	32.703	15.340	28.730	23.278	1'40.051	249,4	16:05'38.166								
4	32.532	15.313	28.611	23.170	1'39.626	250,6	16:07'17.792								
5	32.529	15.200	28.957	23.221	1'39.907	252,3	16:08'57.699								
6	32.954	15.299	29.032	33.599	1'50.884P	249,4	16:10'48.583								
7	7'53.481	15.628	31.082	24.424	9'04.615P	250,0	16:19'53.198								
8	33.036	15.253	28.735	23.491	1'40.515	250,6	16:21'33.713								
9	32.790	15.272	28.889	23.338	1'40.289	250,6	16:23'14.002								
10	33.016	15.431	29.916	33.025	1'51.388P	247,7	16:25'05.390								
11	12'10.301	15.482	28.966	23.242	1'31'7.991P	247,1	16:38'23.381								
12	32.644	15.250	30.451	35.934	1'54.279CP	250,6	16:40'17.660								
13	10'18.712	15.440	33.133	27.322	1'34.607P	<b>253,5</b>	16:51'52.267								
14	32.586	15.350	28.678	<b>23.061</b>	1'39.675	<b>253,5</b>	16:53'31.942								
15	<b>32.479</b>	<b>15.165</b>	28.475	23.112	<b>1'39.231</b>	252,9	16:55'11.173								
16	32.980	15.178	<b>28.400</b>	23.282	1'39.840	252,3	16:56'51.013								

20°								24 L. TACCINI (1'39.429)							
Lap	Seg.1	Seg.2	Seg.3	Seg.4	Lap Time	km/h	Local Time	Lap	Seg.1	Seg.2	Seg.3	Seg.4	Lap Time	km/h	Local Time
1		16.741	30.335	28.657	237,4	16:01'56.000									
2	35.970	16.750	31.395	23.891	1'48.006	222,7	16:03'44.006								
3	33.054	15.306	28.648	23.236	1'40.244	253,5	16:05'24.250								
4	32.736	15.432	29.156	23.581	1'40.905	<b>254,7</b>	16:07'05.155								
5	32.694	15.386	28.908	23.740	1'40.728	249,4	16:08'45.883								
6	33.012	15.299	28.876	23.345	1'40.532	252,9	16:10'26.415								
7	32.707	15.343	28.789	23.422	1'40.261	250,6	16:12'06.676								
8	33.145	15.432	29.056	34.630	1'52.263P	250,0	16:13'58.939								
9	20'24.118	17.011	31.297	26.444	21'38.870P	232,8	16:35'37.809								
10	34.806	15.448	28.536	23.548	1'42.338	249,4	16:37'20.147								
11	32.674	15.411	28.697	23.528	1'40.310	248,3	16:39'00.457								
12	32.572	15.587	29.046	34.706	1'51.911CP	248,3	16:40'52.368								
13	9'41.617	15.698	28.897	23.429	10'49.641P	242,7	16:51'42.009								
14	<b>32.483</b>	<b>15.236</b>	<b>28.477</b>	<b>23.233</b>	<b>1'39.429</b>	249,4	16:53'21.438								
15	32.603	15.400	28.893	23.567	1'40.463	248,3	16:55'01.901								
16	32.939	15.503	29.201	23.418	1'41.061	247,1	16:56'42.962								

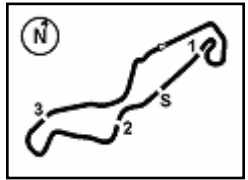
21°								55 G. HENDRA PRATAMA (1'39.531)							
Lap	Seg.1	Seg.2	Seg.3	Seg.4	Lap Time	km/h	Local Time	Lap	Seg.1	Seg.2	Seg.3	Seg.4	Lap Time	km/h	Local Time
1		16.536	33.248	32.122	246,6	16:02'05.390									
2	34.188	15.703	29.082	23.375	1'42.348	252,3	16:03'47.738								
3	33.087	15.480	28.814	23.222	1'40.603	248,8	16:05'28.341								
4	33.016	15.395	28.945	23.595	1'40.951	251,2	16:07'09.292								
5	32.944	15.335	28.632	<b>23.028</b>	1'39.939	252,3	16:08'49.231								
6	32.744	<b>15.287</b>	28.743	23.132	1'39.906	251,7	16:10'29.137								
7	32.744	15.425	28.561	23.076	1'39.806	252,9	16:12'08.943								
8	33.483	16.222	34.199	23.595	1'47.499	247,1	16:13'56.442								
9	33.595	19.474	29.352	23.369	1'45.790	168,2	16:15'42.232								
10	33.316	15.638	28.903	23.406	1'41.263	247,1	16:17'23.495								
11	32.862	17.904	30.680	37.599	1'59.045P	248,8	16:19'22.540								
12	12'57.613	15.671	30.432	23.562	14'07.278P	246,6	16:33'29.818								
13	32.860	15.479	28.721	23.284	1'40.344	250,0	16:35'10.162								
14	32.717	15.337	<b>28.504</b>	23.576	1'40.134	252,9	16:36'50.296								
15	32.580	15.398	28.837	23.273	1'40.088	248,8	16:38'30.384								
16	32.457	15.461	29.452	42.925	2'00.295CP	248,8	16:40'30.679								
17	10'12.436	16.217	30.820	23.473	11'22.946P	247,7	16:51'53.625								
18	32.883	15.531	28.845	23.080	1'40.339	<b>256,5</b>	16:53'33.964								
19	<b>32.365</b>	15.331	28.625	23.210	<b>1'39.531</b>	252,9	16:55'13.495								
20	32.624	15.356	28.638	23.490	1'40.108	251,7	16:56'53.603								

22°								70 M. ALCOBA (1'39.565)							
Lap	Seg.1	Seg.2	Seg.3	Seg.4	Lap Time	km/h	Local Time	Lap	Seg.1	Seg.2	Seg.3	Seg.4	Lap Time	km/h	Local Time
1		16.114	29.213	23.676	243,8	16:02'15.794									
2	34.035	15.512	29.149	23.790	1'42.486	248,8	16:03'58.280								
3	33.082	15.442	29.061	33.599	1'51.184P	248,3	16:05'49.464								
4	10'20.815	15.666	28.927	23.450	11'28.858P	<b>250,6</b>	16:17'18.322								
5	32.696	15.359	28.685	23.281	1'40.021	245,5	16:18'58.343								
6	32.687	15.317	28.596	23.159	1'39.759	246,0	16:20'38.102								
7	32.615	15.418	29.825	23.185	1'41.043	246,0	16:22'19.145								
8	32.572	15.348	<b>28.529</b>	<b>23.116</b>	<b>1'39.565</b>	246,6	16:23'58.710								
9	32.586	<b>15.273</b>	28.547	23.317	1'39.723	247,1	16:25'38.433								
10	<b>32.510</b>	15.396	31.306	23.456	1'42.668	246,0	16:27'21.101								
11	32.573	15.334	28.726	23.182	1'39.815	246,6	16:29'00.916								
12	36.627	15.544	29.009	33.490	1'54.670P	243,2	16:30'55.586								
13	7'51.599	15.573	31.123	40.183	9'18.478CP	247,7	16:40'14.064								
14	10'47.778	15.625	28.936	24.442	11'56.781P	246,6	16:52'10.845								
15	34.037	15.674	28.906	23.311	1'41.928	241,6	16:53'52.773								
16	32.790	16.467	32.914	23.227	1'45.398	213,0	16:55'38.171								

23/07/2021 P = Pits In/Out - C = Lap Time Cancelled

These data/results cannot be reproduced, stored and/or transmitted in whole or in part by any manner of electronic, mechanical, photocopying, recording, broadcasting or otherwise now known or herein after developed without the previous express consent by the copyright owner, except for reproduction in daily press and regular printed publications on sale to the public within 60 days of the event related to those data/results and always provided that copyright symbol appears together as follows below.

© DORNA WSBK ORGANIZATION Srl 2021



### Prosecco DOC Dutch Round, 23-25 July 2021

#### Chronological Analysis Free Practice 2nd Session

TT Circuit Assen 4.542 m

**5 / 6**

23° 33 E. LAHTI (1'39.780)							
Lap	Seg.1	Seg.2	Seg.3	Seg.4	Lap Time	km/h	Local Time
1		15.976	29.684	24.046	238,9	16:01'46.138	
2	33.614	15.493	29.160	23.740	1'42.007	241,6	16:03'28.145
3	33.157	15.516	29.141	23.593	1'41.407	241,1	16:05'09.552
4	33.133	15.398	29.044	23.441	1'41.016	242,7	16:06'50.568
5	33.101	15.421	29.270	23.308	1'41.100	242,7	16:08'31.668
6	32.943	15.604	29.200	34.251	1'51.998P	245,5	16:10'23.666
7	5'01.783	15.437	28.924	24.477	6'10.621CP	244,3	16:16'34.287
8	33.129	15.298	28.808	23.137	1'40.372	244,9	16:18'14.659
9	32.921	15.254	28.942	23.263	1'40.380	244,9	16:19'55.039
10	32.988	15.269	29.026	23.305	1'40.588	246,0	16:21'35.627
11	33.055	15.254	28.883	35.924	1'53.116P	244,9	16:23'28.743
12	6'03.178	15.693	29.237	23.555	7'11.663P	241,1	16:30'40.406
13	32.895	15.400	28.742	23.126	1'40.163	241,1	16:32'20.569
14	33.012	15.374	28.867	23.577	1'40.830	241,6	16:34'01.399
15	32.879	15.438	28.730	23.171	1'40.218	242,7	16:35'41.617
16	37.024	15.705	29.292	34.649	1'56.670P	241,1	16:37'38.287
17	12'58.663	15.426	29.590	23.322	14'07.001P	246,0	16:51'45.288
18	32.761	15.304	28.600	23.115	1'39.780	245,5	16:53'25.068
19	33.186	15.292	28.681	24.046	1'41.205	248,3	16:55'06.273
20	32.865	15.283	28.781	23.002	1'39.931	243,8	16:56'46.204

26° 6 M. HERRERA (1'40.528)							
Lap	Seg.1	Seg.2	Seg.3	Seg.4	Lap Time	km/h	Local Time
1		16.141	29.880	23.950	C	246,0	16:02'23.102
2	33.418	15.610	28.994	23.281	1'41.303	237,4	16:04'04.405
3	33.059	15.568	29.046	23.536	1'41.209	236,8	16:05'45.614
4	33.446	15.620	29.170	23.625	1'41.861	248,8	16:07'27.475
5	34.081	15.881	29.531	37.052	1'56.545P	231,3	16:09'24.020
6	5'37.429	15.643	28.894	23.585	6'45.551P	245,5	16:16'09.571
7	32.954	15.497	28.757	23.320	1'40.528	247,1	16:17'50.099
8	32.898	15.523	28.811	23.358	1'40.590	246,6	16:19'30.689
9	35.418	16.965	29.599	23.413	1'45.395	220,4	16:21'16.084
10	33.070	15.596	34.305	36.695	1'59.666P	244,9	16:23'15.750
11	9'04.657	15.658	29.383	23.259	10'12.957P	251,2	16:33'28.707
12	32.741	15.463	28.882	23.685	1'40.771	240,5	16:35'09.478
13	32.949	15.448	28.785	23.991	1'41.173	248,3	16:36'50.651
14	33.135	15.433	29.034	23.447	1'41.049	250,6	16:38'31.700
15	33.298	16.001	32.033	44.187	2'05.519P	243,8	16:40'37.219
16	10'00.065	15.468	35.450	24.517	11'15.500P	249,4	16:51'52.719
17	33.549	16.765	29.888	23.833	1'44.035	253,5	16:53'36.754
18	33.495	15.469	31.292	23.597	1'43.853	241,6	16:55'20.607
19	33.331	15.601	29.353	23.885	1'42.170	248,3	16:57'02.777

24° 22 F. FULIGNI (1'39.993)							
Lap	Seg.1	Seg.2	Seg.3	Seg.4	Lap Time	km/h	Local Time
1		16.279	29.800	24.177	240,5	16:02'15.499	
2	33.687	15.664	29.337	24.030	1'42.718	246,0	16:03'58.217
3	33.734	15.460	29.283	23.782	1'42.259	247,1	16:05'40.476
4	33.503	15.596	29.476	23.574	1'42.149	247,1	16:07'22.625
5	33.547	15.825	30.119	34.364	1'53.855P	245,5	16:09'16.480
6	5'57.265	16.336	30.298	23.973	7'07.872P	235,3	16:16'24.352
7	33.805	16.218	29.927	34.460	1'54.410P	244,3	16:18'18.762
8	7'08.594	16.097	29.726	26.531	8'20.948P	241,6	16:26'39.710
9	33.334	15.468	29.188	23.565	1'41.555	246,0	16:28'21.265
10	33.215	15.506	29.092	23.497	1'41.310C	246,0	16:30'02.575
11	33.171	15.382	28.909	23.442	1'40.904	247,1	16:31'43.479
12	33.066	15.340	28.897	23.337	1'40.640	245,5	16:33'24.119
13	33.053	15.292	28.965	23.198	1'40.508	244,9	16:35'04.627
14	33.224	15.544	29.470	33.436	1'51.674P	246,0	16:36'56.301
15	13'45.041	15.900	29.587	24.397	14'54.925P	246,0	16:51'51.226
16	33.180	15.342	28.904	23.125	1'40.551	249,4	16:53'31.777
17	33.321	15.336	28.824	23.084	1'40.565	248,8	16:55'12.342
18	32.759	15.293	28.597	23.344	1'39.993	247,7	16:56'52.335

27° 42 S. FROSSARD (1'40.581)							
Lap	Seg.1	Seg.2	Seg.3	Seg.4	Lap Time	km/h	Local Time
1		20.703	34.042	28.606		174,5	16:02'30.372
2	34.616	16.111	29.498	24.001	1'44.226	233,3	16:04'14.598
3	33.663	15.793	29.217	24.054	1'42.727	242,7	16:05'57.325
4	33.708	15.615	29.487	23.685	1'42.495	246,6	16:07'39.820
5	51.551	16.670	29.785	23.877	2'01.883	242,2	16:09'41.703
6	33.388	15.711	29.327	23.508	1'41.934	243,8	16:11'23.637
7	33.295	15.566	29.131	23.542	1'41.534	243,8	16:13'05.171
8	33.232	15.507	28.925	23.594	1'41.258	244,3	16:14'46.429
9	42.171	15.760	29.407	23.600	1'50.938	244,9	16:16'37.367
10	33.345	15.609	29.133	23.430	1'41.517	245,5	16:18'18.884
11	33.234	15.836	29.071	23.305	1'41.446	242,2	16:20'00.330
12	33.289	15.509	29.046	33.488	1'51.332P	246,0	16:21'51.662
13	7'45.310	15.768	29.016	23.362	8'53.456P	243,8	16:30'45.118
14	32.848	15.521	29.028	23.242	1'40.639	244,3	16:32'25.757
15	36.274	15.724	31.516	23.900	1'47.414	246,6	16:34'13.171
16	33.117	15.566	28.847	23.248	1'40.778	245,5	16:35'53.949
17	32.936	15.499	34.320	24.136	1'46.891	248,3	16:37'40.840
18	33.068	15.339	28.899	23.275	1'40.581	247,7	16:39'21.421
19	34.655	18.493	30.420	34.392	1'57.960CP	187,5	16:41'19.381
20	9'15.221	15.681	29.250	23.446	10'23.598P	247,1	16:51'42.979
21	32.919	15.441	29.878	23.442	1'41.680C	247,1	16:53'24.659
22	33.239	15.283	28.977	24.619	1'42.118	250,6	16:55'06.777
23	33.609	15.635	29.921	33.483	1'52.648P	246,6	16:56'59.425

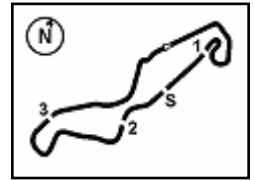
25° 19 P. SZKOPEK (1'40.260)							
Lap	Seg.1	Seg.2	Seg.3	Seg.4	Lap Time	km/h	Local Time
1		16.215	30.576	25.717	237,9	16:01'59.542	
2	34.066	15.814	31.233	23.842	1'44.955	244,3	16:03'44.497
3	33.565	15.690	29.748	24.114	1'43.117	244,9	16:05'27.614
4	37.920	15.824	29.874	24.187	1'47.805	244,9	16:07'15.419
5	34.057	15.706	30.355	24.248	1'44.366	242,2	16:08'59.785
6	35.554	16.359	31.065	37.040	2'00.018P	239,5	16:10'59.803
7	12'07.254	15.952	29.741	23.646	13'16.593P	237,9	16:24'16.396
8	37.138	18.253	33.249	25.077	1'53.717	207,7	16:26'10.113
9	33.659	16.069	29.191	23.908	1'42.827	236,8	16:27'52.940
10	33.427	15.757	29.054	23.687	1'41.925	242,7	16:29'34.865
11	33.100	15.599	28.822	23.697	1'41.218	240,0	16:31'16.083
12	37.210	17.199	34.609	37.450	2'06.468P	223,6	16:33'22.551
13	54.785	17.119	33.632	24.720	2'10.256P	223,6	16:35'32.807
14	33.305	15.726	33.425	24.706	1'47.162	238,9	16:37'19.969
15	33.314	15.411	29.148	23.604	1'41.477	243,2	16:39'01.446
16	37.411	17.939	31.762	39.058	2'06.170CP	222,7	16:41'07.616
17	9'31.419	15.943	29.014	23.347	10'39.723P	241,6	16:51'47.339

28° 45 S. KAWASAKI (1'41.136)							
Lap	Seg.1	Seg.2	Seg.3	Seg.4	Lap Time	km/h	Local Time
1		16.897	30.124	25.551		230,3	16:01'52.971
2	33.516	15.540	29.331	23.808	1'42.195	248,3	16:03'35.166
3	33.059	15.568	29.209	24.836	1'42.672C	246,6	16:05'17.838
4	38.387	16.096	29.047	24.229	1'47.759C	234,3	16:07'05.597
5	33.286	15.595	29.655	23.654	1'42.190	242,7	16:08'47.787
6	34.863	15.703	31.002	24.237	1'45.805	247,1	16:10'33.592
7	33.608	15.522	32.652	42.314	2'04.096P	247,7	16:12'37.688
8	5'06.183	16.168	30.904	24.149	6'17.404P	238,9	16:18'55.092
9	33.145	15.386	28.980	23.625	1'41.136	247,7	16:20'36.228

23/07/2021 P = Pits In/Out - C = Lap Time Cancelled

These data/results cannot be reproduced, stored and/or transmitted in whole or in part by any manner of electronic, mechanical, photocopying, recording, broadcasting or otherwise now known or herein after developed without the previous express consent by the copyright owner, except for reproduction in daily press and regular printed publications on sale to the public within 60 days of the event related to those data/results and always provided that copyright symbol appears together as follows below.

© DORNA WSBK ORGANIZATION Srl 2021



## Prosecco DOC Dutch Round, 23-25 July 2021

### Chronological Analysis Free Practice 2nd Session

10	36.769	17.133	32.887	24.600	1'51.389	243,2	16:22'27.617
11	36.951	16.525	29.545	24.431	1'47.452	231,8	16:24'15.069
12	43.332	16.647	31.159	24.512	1'55.650	236,3	16:26'10.719
13	33.480	15.850	29.336	24.142	1'42.808	246,0	16:27'53.527
14	37.904	17.556	30.731	36.999	2'03.190P	220,0	16:29'56.717
15	4'58.189	16.005	29.187	23.856	6'07.237P	246,0	16:36'03.954
16	34.940	15.792	32.066	24.251	1'47.049	<b>249,4</b>	16:37'51.003

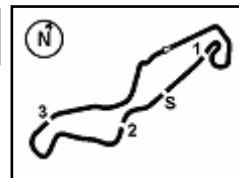
29° 2 L. MONTELLA (1'41.782)							
Lap	Seg.1	Seg.2	Seg.3	Seg.4	Lap Time	km/h	Local Time
1		16.862	30.773	25.592		232,3	16:02'02.392
2	34.964	16.041	29.917	24.386	1'45.308	232,3	16:03'47.700
3	33.829	15.843	29.268	24.015	1'42.955	249,4	16:05'30.655
4	33.525	15.929	29.721	24.432	1'43.607	244,9	16:07'14.262
5	33.531	15.808	29.488	24.153	1'42.980	243,8	16:08'57.242
6	33.823	15.909	29.907	24.052	1'43.691	248,8	16:10'40.933
7	33.632	15.865	29.664	37.912	1'57.073P	246,6	16:12'38.006
8	3'32.024	16.090	29.566	24.059	4'41.739P	248,3	16:17'19.745
9	33.383	15.834	29.844	24.200	1'43.261	246,6	16:19'03.006
10	33.583	16.049	29.712	24.187	1'43.531	244,3	16:20'46.537
11	33.494	15.921	29.653	25.662	1'44.730	247,1	16:22'31.267
12	33.664	15.929	29.511	24.071	1'43.175	244,3	16:24'14.442
13	40.246	24.430	30.708	35.859	2'11.243P	98,4	16:26'25.685
14	4'52.946	15.978	29.609	23.726	6'02.259P	245,5	16:32'27.944
15	33.505	15.849	29.461	23.686	1'42.501	245,5	16:34'10.445
16	<b>33.349</b>	15.895	29.344	23.641	1'42.229	244,9	16:35'52.674
17	33.401	15.757	29.250	23.670	1'42.078	245,5	16:37'34.752
18	33.528	15.911	29.297	24.352	1'43.088	246,0	16:39'17.840
19	41.868	17.984	31.441	37.246	2'08.539CP	218,6	16:41'26.379
20	9'14.261	16.356	30.213	24.892	10'25.722P	241,6	16:51'52.101
21	33.749	15.768	29.471	24.422	1'43.410	248,3	16:53'35.511
22	33.383	15.749	29.365	23.809	1'42.306	<b>252,3</b>	16:55'17.817
23	33.498	<b>15.734</b>	<b>29.152</b>	<b>23.398</b>	<b>1'41.782</b>	246,6	16:56'59.599

30° 69 E. MONTERO HUERTA (1'42.212)							
Lap	Seg.1	Seg.2	Seg.3	Seg.4	Lap Time	km/h	Local Time
1		17.349	32.962	28.916		229,8	16:02'30.911
2	34.591	16.343	29.881	24.476	1'45.291	237,4	16:04'16.202
3	33.974	16.117	30.070	24.217	1'44.378	238,9	16:06'00.580
4	33.752	15.985	29.773	24.159	1'43.669	235,3	16:07'44.249
5	33.622	15.947	29.654	24.179	1'43.402	240,0	16:09'27.651
6	33.954	16.114	30.109	24.188	1'44.365	236,8	16:11'12.016
7	33.556	15.939	29.852	24.203	1'43.550	241,1	16:12'55.566
8	37.979	15.993	29.965	34.511	1'58.448P	237,4	16:14'54.014
9	4'25.945	15.976	29.763	24.147	5'35.831P	237,4	16:20'29.845
10	33.488	15.983	29.295	23.922	1'42.688	236,8	16:22'12.533
11	<b>33.261</b>	15.884	29.477	23.886	1'42.508	241,1	16:23'55.041
12	33.611	16.127	30.037	25.213	1'44.988	235,3	16:25'40.029
13	39.351	16.152	32.486	27.581	1'55.570	236,8	16:27'35.599
14	33.640	16.092	32.653	24.071	1'46.456	237,4	16:29'22.055
15	33.452	15.859	<b>29.265</b>	23.839	1'42.415	236,8	16:31'04.470
16	33.905	<b>15.763</b>	29.472	23.997	1'43.137	238,9	16:32'47.607
17	33.303	15.783	29.351	<b>23.775</b>	<b>1'42.212</b>	237,4	16:34'29.819
18	39.046	17.984	35.763	37.813	2'10.606P	218,6	16:36'40.425
19	1'48.809	16.638	35.964	33.777	3'15.188CP	238,4	16:39'55.613
20	37.223	17.083	30.872	36.678	2'01.856CP	232,8	16:41'57.469
21	8'49.803	16.199	29.821	24.073	9'59.896P	236,3	16:51'57.365
22	33.754	17.056	29.937	24.207	1'44.954	<b>242,2</b>	16:53'42.319
23	36.178	15.922	29.595	24.068	1'45.763	236,8	16:55'28.082
24	33.759	15.941	29.504	23.899	1'43.103	235,3	16:57'11.185

23/07/2021 P = Pits In/Out - C = Lap Time Cancelled

These data/results cannot be reproduced, stored and/or transmitted in whole or in part by any manner of electronic, mechanical, photocopying, recording, broadcasting or otherwise now known or herein after developed without the previous express consent by the copyright owner, except for reproduction in daily press and regular printed publications on sale to the public within 60 days of the event related to those data/results and always provided that copyright symbol appears together as follows below.

© DORNA WSBK ORGANIZATION Srl 2021



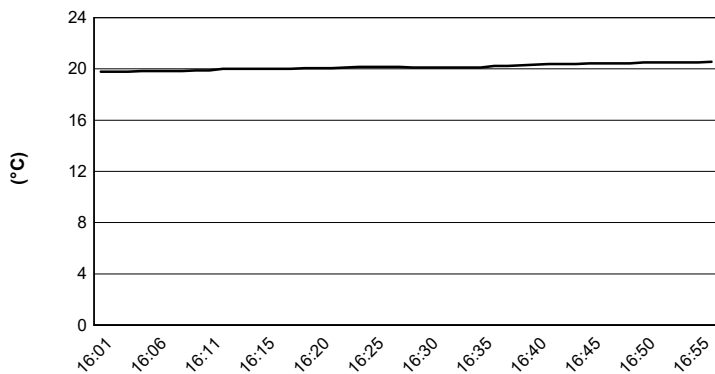
TT Circuit Assen 4.542 m

## Prosecco DOC Dutch Round, 23-25 July 2021

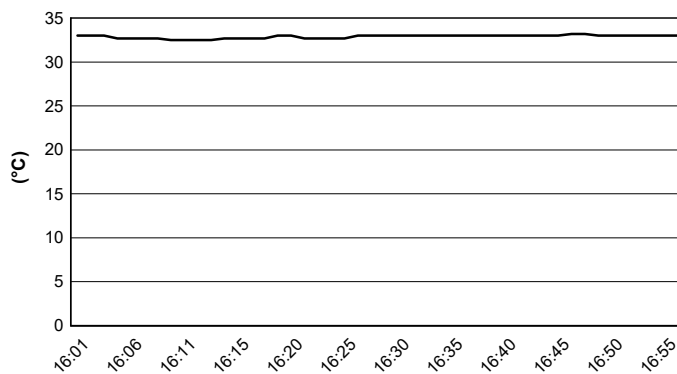
### Weather Report Free Practice 2nd Session

Session started 16:00 - Session ended 16:57

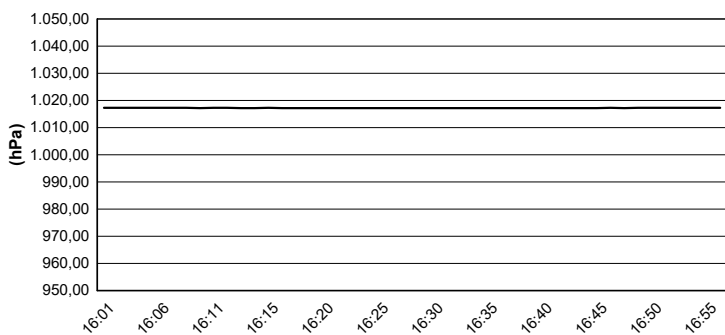
#### Air Temperature



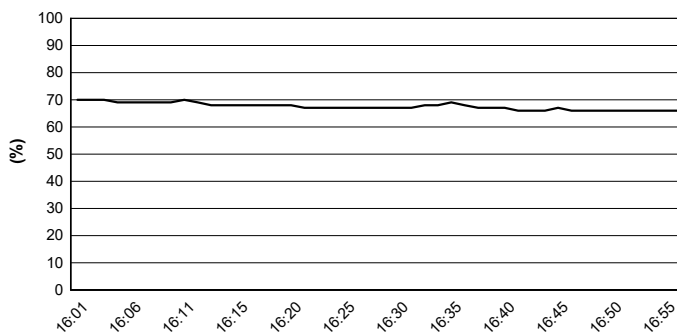
#### Track Temperature



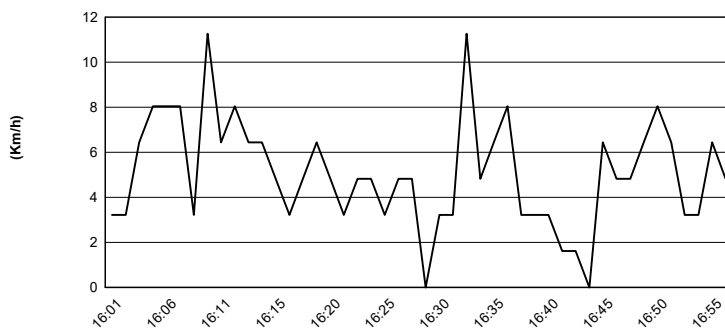
#### Air Pressure



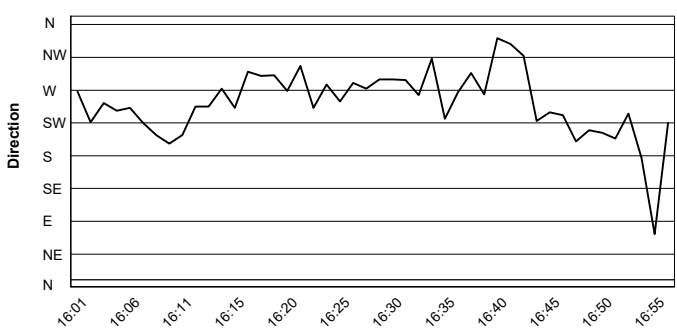
#### Humidity



#### Wind Speed



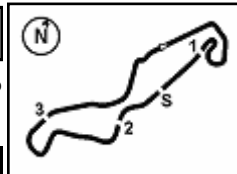
#### Wind Direction



23/07/2021

These data/results cannot be reproduced, stored and/or transmitted in whole or in part by any manner of electronic, mechanical, photocopying, recording, broadcasting or otherwise now known or herein after developed without the previous express consent by the copyright owner, except for reproduction in daily press and regular printed publications on sale to the public within 60 days of the event related to those data/results and always provided that copyright symbol appears together as follows below.

© DORNA WSBK ORGANIZATION Srl 2021



TT Circuit Assen 4.542 m

## Prosecco DOC Dutch Round, 23-25 July 2021

### Best Laps & Speeds

1 / 2

No.	Rider Bike	Nat	Best Lap		FP1		FP2							
			LL	SPD	LL	SPD	LL	SPD						
1	<b>77 D. AEGERTER</b> Yamaha YZF R6	SUI	<b>1'37.274</b> 40 252,3		1'37.549 19 <b>252,3</b>		1'37.274 21 251,1							
2	<b>4 S. ODENDAAL</b> Yamaha YZF R6	RSA	<b>1'37.315</b> 35 253,5		1'37.470 17 250,0		1'37.315 18 <b>253,5</b>							
3	<b>81 M. GONZALEZ</b> Yamaha YZF R6	ESP	<b>1'37.824</b> 32 254,7		1'38.198 15 247,7		1'37.824 17 <b>254,7</b>							
4	<b>5 P. OETTL</b> Kawasaki ZX-6R	GER	<b>1'37.985</b> 37 254,1		1'37.985 18 251,7		1'38.086 19 <b>254,1</b>							
5	<b>21 R. KRUMMENACHER</b> Yamaha YZF R6	SUI	<b>1'38.157</b> 38 252,3		1'38.656 20 247,7		1'38.157 18 <b>252,3</b>							
6	<b>16 J. CLUZEL</b> Yamaha YZF R6	FRA	<b>1'38.184</b> 38 254,1		1'38.228 17 252,3		1'38.184 21 <b>254,1</b>							
7	<b>61 C. ONCU</b> Kawasaki ZX-6R	TUR	<b>1'38.265</b> 40 253,5		1'39.136 17 250,0		1'38.265 23 <b>253,5</b>							
8	<b>38 H. SOOMER</b> Yamaha YZF R6	EST	<b>1'38.324</b> 42 252,3		1'38.324 22 250,0		1'38.379 20 <b>252,3</b>							
9	<b>66 N. TUULI</b> MV Agusta F3 675	FIN	<b>1'38.341</b> 27 251,7		1'38.902 11 248,2		1'38.341 16 <b>251,7</b>							
10	<b>34 K. MANFREDI</b> Yamaha YZF R6	ITA	<b>1'38.529</b> 33 247,7		1'39.241 16 246,5		1'38.529 17 <b>247,7</b>							
11	<b>94 F. CARICASULO</b> Yamaha YZF R6	ITA	<b>1'38.558</b> 41 254,1		1'38.558 18 249,4		1'38.567 23 <b>254,1</b>							
12	<b>3 R. DE ROSA</b> Kawasaki ZX-6R	ITA	<b>1'38.694</b> 35 250,0		1'39.422 17 <b>250,0</b>		1'38.694 18 248,8							
13	<b>7 M. CASADEI</b> Yamaha YZF R6	ITA	<b>1'38.847</b> 30 246,5		1'40.995 13 241,6		1'38.847 17 <b>246,5</b>							
14	<b>29 L. BERNARDI</b> Yamaha YZF R6	SMR	<b>1'38.851</b> 33 253,5		1'38.851 18 251,7		1'39.231 15 <b>253,5</b>							
15	<b>84 M. FABRIZIO</b> Kawasaki ZX-6R	ITA	<b>1'38.967</b> 40 255,3		1'39.411 19 251,1		1'38.967 21 <b>255,3</b>							
16	<b>32 S. MORAIS</b> Yamaha YZF R6	POR	<b>1'39.078</b> 39 251,1		1'40.121 18 247,7		1'39.078 21 <b>251,1</b>							
17	<b>56 P. SEBESTYEN</b> Yamaha YZF R6	HUN	<b>1'39.135</b> 41 253,5		1'39.782 20 252,9		1'39.135 21 <b>253,5</b>							
18	<b>99 D. WEBB</b> Yamaha YZF R6	GBR	<b>1'39.303</b> 24 251,1		1'44.383 4 237,3		1'39.303 20 <b>251,1</b>							
19	<b>95 V. TAKALA</b> Yamaha YZF R6	FIN	<b>1'39.330</b> 41 250,5		1'40.817 20 247,7		1'39.330 21 <b>250,5</b>							
20	<b>24 L. TACCINI</b> Kawasaki ZX-6R	ITA	<b>1'39.429</b> 35 254,7		1'41.411 20 250,5		1'39.429 15 <b>254,7</b>							
21	<b>55 G. HENDRA PRATAMA</b> Yamaha YZF R6	INA	<b>1'39.531</b> 35 256,5		1'40.595 16 251,7		1'39.531 19 <b>256,5</b>							
22	<b>70 M. ALCOBA</b> Yamaha YZF R6	ESP	<b>1'39.565</b> 33 250,5		1'39.651 18 247,7		1'39.565 15 <b>250,5</b>							
23	<b>33 E. LAHTI</b> Suzuki GSX-R600	FIN	<b>1'39.780</b> 39 248,2		1'40.168 20 244,9		1'39.780 19 <b>248,2</b>							
24	<b>22 F. FULIGNI</b> Yamaha YZF R6	ITA	<b>1'39.993</b> 34 249,4		1'40.388 17 247,1		1'39.993 17 <b>249,4</b>							
25	<b>19 P. SZKOPEK</b> Yamaha YZF R6	POL	<b>1'40.260</b> 35 244,9		1'40.785 16 244,3		1'40.260 19 <b>244,9</b>							

23/07/2021

These data/results cannot be reproduced, stored and/or transmitted in whole or in part by any manner of electronic, mechanical, photocopying, recording, broadcasting or otherwise now known or herein after developed without the previous express consent by the copyright owner, except for reproduction in daily press and regular printed publications on sale to the public within 60 days of the event related to those data/results and always provided that copyright symbol appears together as follows below.

© DORNA WSBK ORGANIZATION Srl 2021

FICR PERUGIA TIMING

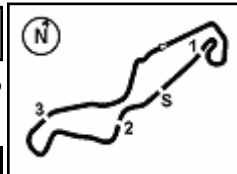


Official Tyre Supplier



Official Timekeeper





## Prosecco DOC Dutch Round, 23-25 July 2021

### Best Laps & Speeds

No.	Rider Bike	Nat	Best Lap		FP1		FP2							
			LL	SPD	LL	SPD	LL	SPD						
26	<b>6 M. HERRERA</b> Yamaha YZF R6	ESP	<b>1'40.314</b>	35 253,5	<b>1'40.314</b>	17 251,1	1'40.528	18 <b>253,5</b>						
27	<b>42 S. FROSSARD</b> Yamaha YZF R6	SUI	<b>1'40.547</b>	43 250,5	<b>1'40.547</b>	21 246,0	1'40.581	22 <b>250,5</b>						
28	<b>45 S. KAWASAKI</b> Kawasaki ZX-6R	JPN	<b>1'41.136</b>	37 249,4	1'42.437	22 248,8	<b>1'41.136</b>	15 <b>249,4</b>						
29	<b>2 L. MONTELLA</b> Yamaha YZF R6	ITA	<b>1'41.782</b>	39 252,3	1'42.814	17 247,1	<b>1'41.782</b>	22 <b>252,3</b>						
30	<b>69 E. MONTERO HUERTA</b> Yamaha YZF R6	ESP	<b>1'42.212</b>	42 242,1	1'43.668	19 241,0	<b>1'42.212</b>	23 <b>242,1</b>						

23/07/2021

These data/results cannot be reproduced, stored and/or transmitted in whole or in part by any manner of electronic, mechanical, photocopying, recording, broadcasting or otherwise now known or herein after developed without the previous express consent by the copyright owner, except for reproduction in daily press and regular printed publications on sale to the public within 60 days of the event related to those data/results and always provided that copyright symbol appears together as follows below.

© DORNA WSBK ORGANIZATION Srl 2021

**FKR PERUGIA TIMING**


Official Tyre Supplier



Official Timekeeper