

Prosecco DOC Dutch Round, 23-25 July 2021

Chronological Analysis Race 1

TT Circuit Assen 4.542 m

Start at 12:46'14.506

1 / 5

1° 99 A. HUERTAS (1'49.728)							
Lap	Seg.1	Seg.2	Seg.3	Seg.4	Lap Time	km/h	Local Time
1		17.960	30.543	26.211	1'55.288	191,5	12:48'09.794
2	35.680	18.198	30.708	26.624	1'51.210	186,2	12:50'01.004
3	35.460	18.028	30.641	26.510	1'50.639	185,9	12:51'51.643
4	35.691	18.203	30.740	26.632	1'51.266	185,6	12:53'42.909
5	36.006	17.857	30.654	25.877	1'50.394	190,5	12:55'33.303
6	35.949	17.684	30.338	26.526	1'50.497	191,8	12:57'23.800
7	36.076	17.700	30.561	26.008	1'50.345	192,2	12:59'14.145
8	35.920	17.854	31.010	26.392	1'51.176	193,9	13:01'05.321
9	35.776	17.748	30.406	26.058	1'49.988	191,2	13:02'55.309
10	36.247	17.538	30.542	26.476	1'50.803	193,9	13:04'46.112
11	35.730	17.558	30.455	25.985	1'49.728	192,2	13:06'35.840
12	36.089	17.790	30.650	26.042	1'50.571	189,1	13:08'26.411
13	35.784	17.800	31.193	26.502	1'51.279	188,2	13:10'17.690
14	35.694	17.898	31.052	26.304	1'50.948	186,2	13:12'08.638
Race Time 25'54.132							

11	35.976	18.072	30.495	26.233	1'50.776	189,1	13:06'36.853
12	35.870	17.589	30.404	26.217	1'50.080	194,9	13:08'26.933
13	36.206	17.634	31.489	26.165	1'51.494	194,6	13:10'18.427
14	37.497	17.605	30.227	26.245	1'51.574	192,2	13:12'10.001
Race Time 25'55.495							

2° 17 K. MEUFFELS (1'49.888)							
Lap	Seg.1	Seg.2	Seg.3	Seg.4	Lap Time	km/h	Local Time
1		17.848	30.463	26.543	1'56.600	194,9	12:48'11.106
2	35.826	17.638	30.700	27.021	1'51.185	193,9	12:50'02.291
3	35.565	17.571	30.597	26.743	1'50.476	197,4	12:51'52.767
4	36.817	17.631	30.418	25.780	1'50.646	193,2	12:53'43.413
5	36.049	17.609	30.470	26.029	1'50.157	192,9	12:55'33.570
6	36.295	17.543	30.810	25.745	1'50.393	196,7	12:57'23.963
7	35.716	17.744	30.475	25.953	1'49.888	193,5	12:59'13.851
8	35.800	17.839	30.722	26.274	1'50.635	187,5	13:01'04.486
9	35.802	17.817	30.501	26.121	1'50.241	188,2	13:02'54.727
10	36.511	17.562	30.724	25.889	1'50.686	200,0	13:04'45.413
11	36.029	17.521	30.719	26.318	1'50.587	194,2	13:06'36.000
12	35.639	17.800	30.415	26.533	1'50.387	188,8	13:08'26.387
13	36.241	17.528	31.682	26.591	1'52.042	198,9	13:10'18.429
14	37.164	17.529	30.360	26.115	1'51.168	197,4	13:12'09.597
Race Time 25'55.091							

5° 54 B. SOFUOGLU (1'49.963)							
Lap	Seg.1	Seg.2	Seg.3	Seg.4	Lap Time	km/h	Local Time
1		17.955	30.486	26.383	1'56.307	185,2	12:48'10.813
2	35.873	17.699	30.901	26.437	1'50.910	187,8	12:50'01.723
3	35.694	17.650	30.660	26.899	1'50.903	193,2	12:51'52.626
4	36.746	17.910	30.209	25.803	1'50.668	185,6	12:53'43.294
5	36.069	17.838	30.354	25.893	1'50.154	186,2	12:55'33.448
6	36.060	17.633	30.185	26.416	1'50.294	189,5	12:57'23.742
7	36.673	17.588	30.233	26.093	1'50.587	192,5	12:59'14.329
8	35.930	17.682	30.889	26.001	1'50.502	190,1	13:01'04.831
9	35.615	17.735	30.288	26.781	1'50.419	188,5	13:02'55.250
10	35.596	17.616	30.541	26.698	1'50.451	191,2	13:04'45.701
11	36.439	17.821	30.543	25.922	1'50.725	192,2	13:06'36.426
12	35.960	17.542	30.535	25.926	1'49.963	193,5	13:08'26.389
13	35.993	17.810	31.949	26.333	1'52.085	190,5	13:10'18.474
14	36.249	17.899	30.367	26.611	1'51.126	185,2	13:12'09.600
Race Time 25'55.094 + 0.402Pen							

3° 1 J. BUIS (1'50.162)							
Lap	Seg.1	Seg.2	Seg.3	Seg.4	Lap Time	km/h	Local Time
1		18.179	30.524	26.820	1'55.964	190,1	12:48'10.470
2	35.938	17.724	30.580	26.469	1'50.711	193,9	12:50'01.181
3	35.807	17.856	30.564	26.558	1'50.785	190,5	12:51'51.966
4	35.879	17.873	30.689	26.438	1'50.879	188,5	12:53'42.845
5	35.644	17.930	30.413	26.295	1'50.282	186,5	12:55'33.127
6	35.640	17.827	30.256	27.010	1'50.733	187,5	12:57'23.860
7	35.574	17.795	30.533	26.316	1'50.218	188,2	12:59'14.078
8	35.885	17.888	30.861	26.029	1'50.663	191,8	13:01'04.741
9	36.102	17.556	30.523	25.981	1'50.162	193,9	13:02'54.903
10	35.747	17.679	30.949	25.999	1'50.374	190,8	13:04'45.277
11	35.791	17.702	30.813	26.641	1'50.947	189,8	13:06'36.224
12	35.989	17.581	31.136	25.750	1'50.456	197,1	13:08'26.680
13	36.110	17.519	31.703	25.851	1'51.183	197,8	13:10'17.863
14	35.741	17.616	30.883	26.642	1'50.882	193,9	13:12'08.745
Race Time 25'54.239 + 0.853Pen							

6° 85 K. SABATUCCI (1'49.887)							
Lap	Seg.1	Seg.2	Seg.3	Seg.4	Lap Time	km/h	Local Time
1		18.142	31.110	26.544	1'58.740	189,8	12:48'13.246
2	36.114	17.679	30.767	26.202	1'50.762	193,9	12:50'04.008
3	35.850	17.899	30.782	26.290	1'50.821	187,5	12:51'54.829
4	36.354	17.837	30.707	26.148	1'51.046	188,2	12:53'45.875
5	35.644	17.796	30.612	26.280	1'50.332	188,8	12:55'36.207
6	36.037	17.762	30.139	25.970	1'49.908	189,5	12:57'26.115
7	35.923	17.728	30.904	26.114	1'50.669	194,6	12:59'16.784
8	35.960	17.810	30.402	26.187	1'50.359	187,8	13:01'07.143
9	35.609	17.718	30.445	26.128	1'49.900	189,8	13:02'57.043
10	35.780	17.900	30.543	26.127	1'50.350	192,2	13:04'47.393
11	35.945	17.599	30.593	25.750	1'49.887	194,2	13:06'37.280
12	36.302	17.650	30.888	26.391	1'51.231	191,8	13:08'28.511
13	35.821	17.604	30.581	26.349	1'50.355	194,6	13:10'18.866
14	36.477	17.938	30.371	26.303	1'51.089	185,9	13:12'09.955
Race Time 25'55.449 + 0.050Pen							

4° 46 S. DI SORA (1'50.080)							
Lap	Seg.1	Seg.2	Seg.3	Seg.4	Lap Time	km/h	Local Time
1		17.679	30.567	26.837	1'56.749	192,9	12:48'11.255
2	35.895	17.634	30.526	26.260	1'50.315	191,5	12:50'01.570
3	35.738	17.706	30.531	26.576	1'50.551	190,8	12:51'52.121
4	36.086	17.855	30.678	26.441	1'51.060	189,1	12:53'43.181
5	36.154	17.894	30.734	25.915	1'50.697	187,2	12:55'33.878
6	36.143	17.683	30.430	26.071	1'50.327	191,2	12:57'24.205
7	36.508	17.621	30.168	26.482	1'50.779	190,8	12:59'14.984
8	35.716	17.687	30.677	26.264	1'50.344	194,2	13:01'05.328
9	35.976	17.667	30.438	26.306	1'50.387	193,5	13:02'55.715
10	36.039	17.575	30.567	26.181	1'50.362	194,2	13:04'46.077

7° 20 D. LOUREIRO (1'49.840)							
Lap	Seg.1	Seg.2	Seg.3	Seg.4	Lap Time	km/h	Local Time
1		17.792	30.606	26.230	1'57.280	189,8	12:48'11.786
2	36.455	17.658	30.529	26.261	1'50.903	192,5	12:50'02.689
3	36.260	17.796	30.517	26.172	1'50.745	192,2	12:51'53.434
4	36.642	17.744	30.411	25.993	1'50.790	190,8	12:53'44.224
5	35.911	17.975	30.816	26.176	1'50.878	189,1	12:55'35.102
6	36.034	17.851	30.576	25.996	1'50.457	190,5	12:57'25.559
7	35.862	18.169	30.807	26.344	1'51.182	185,6	12:59'16.741
8	35.897	18.058	30.386	25.964	1'50.305	186,2	13:01'07.046
9	35.899	17.597	30.503	25.841	1'49.840	191,2	13:02'56.886
10	35.886	17.792	30.328	26.349	1'50.355	196,0	13:04'47.241
11	35.959	17.541	30.972	25.755	1'50.227	196,7	13:06'37.468
12	36.303	17.614	31.039	26.355	1'51.311	193,5	13:08'28.779
13	35.864	17.614	31.331	26.140	1'50.949	191,8	13:10'19.728
14	35.916	17.847	30.758	25.869	1'50.390	192,5	13:12'10.118
Race Time 25'55.612							

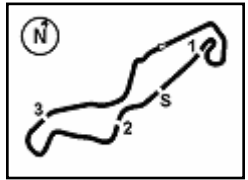
24/07/2021 P = Pits In/Out - C = Lap Time Cancelled

8° 72 V. STEEMAN (1'49.874)							
Lap	Seg.1	Seg.2	Seg.3	Seg.4	Lap Time	km/h	Local Time
1		18.172	30.753	26.697	1'55.790	184,3	12:48'10.296
2	35.849	17.886	30.570	26.229	1'50.534	189,8	12:50'00.830
3	36.088	17.824	30.591	26.253	1'50.756	191,2	12:51'51.586
4	36.171	18.119	30.833	26.379	1'51.502	187,8	12:53'43.088

These data/results cannot be reproduced, stored and/or transmitted in whole or in part by any manner of electronic, mechanical, photocopying, recording, broadcasting or otherwise now known or herein after developed without the previous express consent by the copyright owner, except for reproduction in daily press and regular printed publications on sale to the public within 60 days of the event related to those data/results and always provided that copyright symbol appears together as follows below.

© DORNA WSBK ORGANIZATION Srl 2021





Prosecco DOC Dutch Round, 23-25 July 2021

Chronological Analysis Race 1

TT Circuit Assen 4.542 m

Start at 12:46'14.506

2 / 5

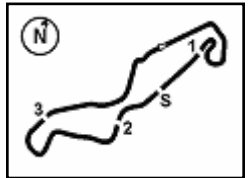
9° 87 T. KAWAKAMI (1'49.874)								12° 43 H. KHOURI (1'50.988)							
Lap	Seg.1	Seg.2	Seg.3	Seg.4	Lap Time	km/h	Local Time	Lap	Seg.1	Seg.2	Seg.3	Seg.4	Lap Time	km/h	Local Time
1		17.861	30.772	26.944	1'56.564	191,5	12:48'11.070	1		18.177	30.772	26.678	1'59.705	189,8	12:48'14.211
2	36.318	17.937	30.231	26.252	1'50.738	187,8	12:50'01.808	2	36.315	17.733	30.677	26.263	1'50.988	193,5	12:50'05.199
3	35.801	17.668	30.644	26.480	1'50.593	191,8	12:51'52.401	3	35.930	18.211	30.972	27.009	1'52.122	188,5	12:51'57.321
4	36.230	18.172	30.435	26.365	1'51.202	183,4	12:53'43.603	4	36.240	17.913	31.053	26.924	1'52.130	185,9	12:53'49.451
5	36.331	17.998	30.796	26.151	1'51.276	191,5	12:55'34.879	5	35.937	18.071	30.742	27.054	1'51.804	184,9	12:55'41.255
6	36.060	17.899	30.477	26.348	1'50.784	189,1	12:57'25.663	6	35.949	18.193	31.109	26.748	1'51.999	183,7	12:57'33.254
7	36.027	17.732	30.627	26.146	1'50.532	195,3	12:59'16.195	7	36.443	18.034	30.834	26.614	1'51.925	185,6	12:59'25.179
8	35.652	17.683	30.489	26.082	1'49.906	192,2	13:01'06.101	8	36.374	18.066	30.802	27.139	1'52.381	187,2	13:01'17.560
9	36.097	17.744	30.302	26.205	1'50.348	194,6	13:02'56.449	9	36.519	18.004	31.107	27.176	1'52.806	189,5	13:03'10.366
10	36.070	17.919	30.368	26.265	1'50.622	193,2	13:04'47.071	10	36.674	17.785	31.112	27.131	1'52.702	191,8	13:05'03.068
11	35.992	17.509	30.354	26.019	1'49.874	195,3	13:06'36.945	11	36.571	18.027	30.994	26.831	1'52.423	192,2	13:06'55.491
12	36.070	17.676	31.570	26.452	1'51.768	190,8	13:08'28.713	12	36.307	17.924	31.200	27.017	1'52.448	190,8	13:08'47.939
13	36.307	17.826	30.839	26.426	1'51.398	190,5	13:10'20.111	13	36.623	18.006	31.156	26.624	1'52.409	192,2	13:10'40.348
14	36.073	17.771	30.626	26.333	1'50.803	191,8	13:12'10.914	14	36.441	18.089	31.056	26.972	1'52.558	189,1	13:12'32.906
Race Time 25'56.408								Race Time 26'18.400							
10° 10 U. ORRADRE (1'49.698)								13° 52 O. KONIG (1'50.897)							
Lap	Seg.1	Seg.2	Seg.3	Seg.4	Lap Time	km/h	Local Time	Lap	Seg.1	Seg.2	Seg.3	Seg.4	Lap Time	km/h	Local Time
1		17.905	30.437	26.291	1'56.935	188,8	12:48'11.441	1		18.074	31.625	26.436	2'00.038	192,2	12:48'14.544
2	36.017	17.630	30.286	26.004	1'49.937	191,8	12:50'01.378	2	36.134	17.816	30.577	26.370	1'50.897	192,5	12:50'05.441
3	35.969	17.569	30.876	26.355	1'50.769	193,2	12:51'52.147	3	36.319	17.882	30.853	26.594	1'51.648	187,5	12:51'57.089
4	38.157	17.689	30.389	25.977	1'52.212	193,5	12:53'44.359	4	36.120	18.156	31.081	27.200	1'52.557	182,7	12:53'49.646
5	35.858	17.702	30.691	25.688	1'49.939	194,9	12:55'34.298	5	36.625	18.046	30.733	26.368	1'51.772	184,9	12:55'41.418
6	37.570	17.852	30.345	25.927	1'51.694	189,5	12:57'25.992	6	36.142	18.052	30.972	26.432	1'51.598	189,1	12:57'33.016
7	35.886	17.663	30.446	25.830	1'49.825	197,8	12:59'15.817	7	36.527	18.285	30.830	26.624	1'52.266	183,4	12:59'25.282
8	35.557	17.572	30.343	26.226	1'49.698	194,9	13:01'05.515	8	36.495	18.093	30.733	26.488	1'51.809	187,8	13:01'17.091
9	35.955	17.620	30.809	26.469	1'50.853	194,6	13:02'56.368	9	36.623	18.434	31.173	26.725	1'52.955	181,5	13:03'10.046
10	36.199	17.689	30.437	26.164	1'50.489	191,5	13:04'46.857	10	36.387	18.187	30.913	27.455	1'52.942	184,9	13:05'02.988
11	35.509	17.477	30.361	26.541	1'49.888	195,7	13:06'36.745	11	36.142	18.265	31.114	26.538	1'52.059	183,7	13:06'55.047
12	36.591	17.592	31.021	26.369	1'51.573	196,0	13:08'28.318	12	36.181	18.292	31.171	27.130	1'52.774	183,1	13:08'47.821
13	35.652	17.709	30.633	26.381	1'50.375	191,2	13:10'18.693	13	36.449	18.143	31.138	26.619	1'52.349	190,1	13:10'40.170
14	37.948	17.976	30.875	26.829	1'53.628	189,1	13:12'12.321	14	36.832	18.007	30.954	26.814	1'52.607	190,5	13:12'32.777
Race Time 25'57.815								Race Time 26'18.271 + 0.130Pen							
11° 2 A. CARRION (1'49.981)								14° 15 A. COPPOLA (1'51.461)							
Lap	Seg.1	Seg.2	Seg.3	Seg.4	Lap Time	km/h	Local Time	Lap	Seg.1	Seg.2	Seg.3	Seg.4	Lap Time	km/h	Local Time
1		18.087	31.087	26.255	1'58.600	193,2	12:48'13.106	1		17.856	31.077	26.747	1'59.492	189,5	12:48'13.998
2	36.037	18.000	30.719	26.068	1'50.824	191,5	12:50'03.930	2	36.170	17.839	30.857	26.595	1'51.461	187,5	12:50'05.459
3	36.200	18.042	30.493	26.364	1'51.099	190,1	12:51'55.029	3	36.067	17.873	30.814	26.769	1'51.523	187,5	12:51'56.982
4	36.493	17.931	30.464	25.937	1'50.825	189,5	12:53'45.854	4	36.446	18.086	31.119	26.721	1'52.372	184,9	12:53'49.354
5	35.907	17.831	30.487	26.098	1'50.323	191,5	12:55'36.177	5	36.197	18.004	30.742	26.830	1'51.773	184,9	12:55'41.127
6	36.307	17.823	30.431	25.942	1'50.503	190,8	12:57'26.680	6	36.578	18.081	30.895	26.681	1'52.235	187,8	12:57'33.362
7	35.729	17.851	30.523	25.911	1'50.014	192,5	12:59'16.694	7	36.459	18.119	30.792	26.697	1'52.067	187,8	12:59'25.429
8	36.130	18.007	30.466	26.074	1'50.677	192,5	13:01'07.371	8	36.476	18.162	30.606	26.554	1'51.798	190,8	13:01'17.227
9	35.875	17.772	30.277	26.057	1'49.981	191,5	13:02'57.352	9	36.228	18.881	31.069	26.714	1'52.892	177,6	13:03'10.119
10	35.783	17.851	30.622	26.008	1'50.264	194,6	13:04'47.616	10	36.750	18.075	31.062	27.138	1'53.025	188,8	13:05'03.144
11	36.096	17.740	32.212	27.054	1'53.102	193,5	13:06'40.718	11	36.093	18.267	31.244	26.800	1'52.404	186,5	13:06'55.548
12	36.902	18.282	31.946	27.312	1'54.442	184,3	13:08'35.160	12	36.296	17.951	31.224	26.887	1'52.358	192,2	13:08'47.906
13	37.023	18.343	31.749	27.364	1'54.479	186,9	13:10'29.639	13	36.759	17.967	31.153	26.781	1'52.660	192,5	13:10'40.566
14	36.815	18.313	31.479	27.616	1'54.223	184,0	13:12'23.862	14	36.558	17.962	30.996	26.865	1'52.381	190,5	13:12'32.947
Race Time 26'09.356								Race Time 26'18.441							
15° 7 J. GIMBERT (1'50.605)															
Lap	Seg.1	Seg.2	Seg.3	Seg.4	Lap Time	km/h	Local Time								
1		18.603	31.209	26.288	2'00.352	186,9	12:48'14.858								
2	36.337	17.564	30.532	26.172	1'50.605	192,5	12:50'05.463								
3	37.077	18.007	30.844	26.582	1'52.510	186,2	12:51'57.973								
4	36.137	17.874	30.702	27.044	1'51.757	189,5	12:53'49.730								
5	36.288	18.021	30.707	26.549	1'51.565	185,2	12:55'41.295								
6	36.142	18.058	30.832	26.843	1'51.875	187,8	12:57'33.170								
7	35.979	18.216	30.849	26.911	1'51.955	183,4	12:59'25.125								
8	36.257	18.262	30.772	27.064	1'52.355	182,7	13:01'17.480								
9	36.745	18.024	30.911	27.352	1'53.032	190,8	13:03'10.512								
10	36.168	17.857	30.959	27.420	1'52.404	191,8	13:05'02.916								

24/07/2021 P = Pits In/Out - C = Lap Time Cancelled

These data/results cannot be reproduced, stored and/or transmitted in whole or in part by any manner of electronic, mechanical, photocopying, recording, broadcasting or otherwise now known or herein after developed without the previous express consent by the copyright owner, except for reproduction in daily press and regular printed publications on sale to the public within 60 days of the event related to those data/results and always provided that copyright symbol appears together as follows below.

© DORNA WSBK ORGANIZATION Srl 2021





Prosecco DOC Dutch Round, 23-25 July 2021

Chronological Analysis Race 1

TT Circuit Assen 4.542 m

Start at 12:46'14.506

3 / 5

11	36.460	17.920	31.065	26.998	1'52.443	188,2	13:06'55.359	6	36.826	18.486	31.219	26.922	1'53.453	183,1	12:57'40.043
12	36.075	17.978	31.217	27.099	1'52.369	188,2	13:08'47.728	7	36.723	18.201	31.092	27.248	1'53.264	185,2	12:59'33.307
13	36.391	18.195	31.079	27.061	1'52.726	186,9	13:10'40.454	8	35.999	18.243	31.178	26.565	1'51.985	184,6	13:01'25.292
14	36.104	18.087	31.062	27.073	1'52.326	185,9	13:12'32.780	9	36.501	18.004	30.993	26.810	1'52.308	186,9	13:03'17.600
								10	36.012	18.082	30.823	26.516	1'51.433	186,5	13:05'09.033
								11	36.322	17.941	31.092	26.470	1'51.825	187,2	13:07'00.858
								12	36.209	17.974	31.126	26.516	1'51.825	188,2	13:08'52.683
								13	36.794	18.138	31.032	26.485	1'52.449	193,9	13:10'45.132
								14	36.661	18.153	31.057	27.155	1'53.026	191,2	13:12'38.158
								Race Time 26'18.274 + 0.500Pen							

16° 59 A. ZANCA (1'51.737)

Lap	Seg.1	Seg.2	Seg.3	Seg.4	Lap Time	km/h	Local Time
1		17.811	31.217	26.708	1'59.259	191,2	12:48'13.765
2	35.995	17.697	30.656	30.737	1'55.085	194,2	12:50'08.850
3	37.610	17.872	31.061	26.741	1'53.284	190,5	12:52'02.134
4	36.985	18.460	31.039	26.878	1'53.362	172,5	12:53'55.496
5	36.585	18.035	31.103	27.219	1'52.942	192,9	12:55'48.438
6	36.069	18.055	31.225	26.551	1'51.900	189,5	12:57'40.338
7	36.005	18.010	30.954	26.768	1'51.737	182,7	12:59'32.075
8	36.128	18.222	31.169	26.982	1'52.501	183,1	13:01'24.576
9	36.281	18.061	30.956	26.791	1'52.089	185,2	13:03'16.665
10	36.177	17.928	30.979	26.805	1'51.889	188,2	13:05'08.554
11	36.245	18.028	30.982	26.746	1'52.001	187,2	13:07'00.555
12	36.128	17.897	30.996	27.030	1'52.051	187,5	13:08'52.606
13	36.727	18.299	30.734	27.113	1'52.873	192,9	13:10'45.479
14	36.743	17.970	30.875	26.815	1'52.403	190,8	13:12'37.882
Race Time 26'23.376							

17° 5 T. SMITS (1'51.298)

Lap	Seg.1	Seg.2	Seg.3	Seg.4	Lap Time	km/h	Local Time
1		18.168	31.477	26.807	2'01.255	191,8	12:48'15.761
2	36.399	18.309	31.117	27.099	1'52.924	191,5	12:50'08.685
3	37.446	18.005	31.290	26.556	1'53.297	190,1	12:52'01.982
4	37.321	17.948	31.036	26.772	1'53.077	188,8	12:53'55.059
5	36.470	18.173	31.481	27.308	1'53.432	186,2	12:55'48.491
6	36.514	17.911	30.980	26.521	1'51.926	189,8	12:57'40.417
7	36.595	17.966	31.000	26.756	1'52.317	185,9	12:59'32.734
8	36.502	18.433	31.141	26.674	1'52.750	180,9	13:01'25.484
9	36.205	18.222	31.049	26.589	1'52.065	183,4	13:03'17.549
10	36.566	17.728	30.761	26.507	1'51.562	189,5	13:05'09.111
11	36.140	18.133	31.122	26.505	1'51.900	186,9	13:07'01.016
12	36.340	17.819	30.635	26.596	1'51.390	189,1	13:08'52.401
13	36.522	18.985	32.246	26.508	1'54.261	185,9	13:10'46.662
14	36.001	17.850	30.798	26.649	1'51.298	188,5	13:12'37.960
Race Time 26'23.454							

18° 4 S. DOORNENBAL (1'51.671)

Lap	Seg.1	Seg.2	Seg.3	Seg.4	Lap Time	km/h	Local Time
1		18.265	31.803	26.259	2'01.754	192,2	12:48'16.260
2	36.531	18.134	31.134	26.630	1'52.429	190,5	12:50'08.689
3	36.503	18.339	31.539	26.840	1'53.221	187,5	12:52'01.910
4	36.467	18.175	31.278	27.616	1'53.536	188,8	12:53'55.446
5	36.338	18.125	32.029	26.680	1'53.172	189,1	12:55'48.618
6	36.485	18.199	31.015	26.823	1'52.522	188,8	12:57'41.140
7	36.481	18.026	31.373	26.411	1'52.291	187,8	12:59'33.431
8	36.523	18.187	31.061	26.525	1'52.296	185,6	13:01'25.727
9	36.385	18.029	31.191	26.475	1'52.080	188,5	13:03'17.807
10	36.033	18.011	31.285	26.408	1'51.737	190,8	13:05'09.544
11	36.174	18.025	30.942	26.590	1'51.731	189,8	13:07'01.275
12	36.288	17.998	30.982	26.403	1'51.671	191,2	13:08'52.946
13	36.213	18.180	30.988	27.036	1'52.417	190,1	13:10'45.363
14	36.176	18.465	31.040	27.062	1'52.743	184,3	13:12'38.106
Race Time 26'23.600							

19° 93 M. GAGGI (1'51.333)

Lap	Seg.1	Seg.2	Seg.3	Seg.4	Lap Time	km/h	Local Time
1		18.464	31.551	26.646	2'01.188	193,5	12:48'15.694
2	36.179	18.016	30.869	26.269	1'51.333	190,5	12:50'07.027
3	36.141	18.154	31.109	26.449	1'51.853	184,6	12:51'58.880
4	37.307	18.641	31.562	26.775	1'54.285	188,8	12:53'53.165
5	37.138	18.318	31.100	26.869	1'53.425	184,9	12:55'46.590

20° 81 T. MOLENAAR (1'51.694)

Lap	Seg.1	Seg.2	Seg.3	Seg.4	Lap Time	km/h	Local Time	
1			17.962	31.288	26.165	1'59.857	193,2	12:48'14.363
2	36.577	17.859	31.763	26.835	1'53.034	192,9	12:50'07.397	
3	36.254	18.085	30.912	26.581	1'51.832	186,5	12:51'59.229	
4	36.884	18.469	31.192	27.028	1'53.573	183,7	12:53'52.802	
5	37.135	18.402	31.276	27.255	1'54.068	183,1	12:55'46.870	
6	36.871	18.275	34.422	26.787	1'56.355	185,9	12:57'43.225	
7	36.305	18.339	30.994	26.626	1'52.264	184,0	12:59'35.489	
8	36.371	18.284	31.188	26.778	1'52.621	185,2	13:01'28.110	
9	36.155	18.093	30.993	26.453	1'51.694	189,1	13:03'19.804	
10	36.159	18.061	31.355	27.574	1'53.149	191,2	13:05'12.953	
11	36.317	18.069	30.972	27.146	1'52.504	188,8	13:07'05.457	
12	36.373	18.249	31.163	27.095	1'52.880	184,9	13:08'58.337	
13	36.480	18.240	31.113	27.070	1'52.903	185,9	13:10'51.240	
14	36.435	18.220	30.972	27.209	1'52.836	185,9	13:12'44.076	
Race Time 26'29.570								

21° 14 J. MCMANUS (1'52.552)

Lap	Seg.1	Seg.2	Seg.3	Seg.4	Lap Time	km/h	Local Time
1		18.155	31.367	26.367	2'01.059	193,9	12:48'15.565
2	36.461	18.174	31.898	26.649	1'53.182	189,8	12:50'08.747
3	37.165	18.169	31.263	26.414	1'53.011	191,2	12:52'01.758
4	36.787	18.246	31.277	26.843	1'53.153	191,8	12:53'54.911
5	36.416	18.304	31.469	26.926	1'53.115	183,4	12:55'48.026
6	36.279	18.213	31.254	26.915	1'52.661	187,2	12:57'40.687
7	36.640	18.031	30.904	26.977	1'52.552	188,5	12:59'33.239
8	36.921	18.199	31.374	26.544	1'53.038	189,5	13:01'26.277
9	36.513	18.070	31.490	26.875	1'52.948	189,8	13:03'19.225
10	36.466	18.122	31.520	27.057	1'53.165	189,1	13:05'12.390
11	36.729	18.431	31.614	26.761	1'53.535	186,9	13:07'05.925
12	36.181	18.139	31.349	26.907	1'52.576	191,5	13:08'58.501
13	36.460	18.202	31.541	27.110	1'53.313	186,5	13:10'51.814
14	36.506	18.186	31.507	27.005	1'53.204	188,2	13:12'45.018
Race Time 26'30.512							

22° 55 A. FRAPPOLA (1'52.191)

Lap	Seg.1	Seg.2	Seg.3	Seg.4	Lap Time	km/h	Local Time
1		18.459	31.615	26.658	2'02.506	184,3	12:48'17.012
2	36.584	18.191	30.734	26.682	1'52.191	186,2	12:50'09.203
3	36.415	18.088	31.710	26.968	1'53.181	187,5	12:52'02.384
4	36.739	18.253	31.163	27.107	1'53.262	185,9	12:53'55.646
5	36.547	18.193	31.011	26.848	1'52.599	186,9	12:55'48.245
6	36.566	18.231	31.035	26.939	1'52.771	184,0	12:57'41.016
7	36.485	18.141	31.652	26.764	1'53.042	184,6	12:59'34.058
8	36.514	18.257	31.222	27.120	1'53.113	184,3	13:01'27.171
9	36.499	18.282	31.156	26.863	1'52.800	184,3	13:03'19.971
10	36.371	18.194	31.103	27.308	1'52.976	187,5	13:05'12.947
11	36.574	18.074	31.487	27.046	1'53.181	186,9	13:07'06.128
12	36.187	18.186	31.220	26.994	1'52.587	187,2	13:08'58.715
13	36.488	18.297	31.450	26.913	1'53.148	185,9	13:10'51.863
14	36.691	18.201	31.330	27.076	1'53.298	186,2	13:12'45.161
Race Time 26'30.655							

23° 18 I. OFFER (1'53.867)

Lap	Seg.1	Seg.2	Seg.3	Seg.4	Lap Time	km/h	Local Time
-----	-------	-------	-------	-------	----------	------	------------

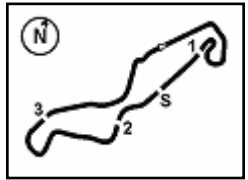
24/07/2021

P = Pits In/Out - C = Lap Time Cancelled

These data/results cannot be reproduced, stored and/or transmitted in whole or in part by any manner of electronic, mechanical, photocopying, recording, broadcasting or otherwise now known or herein after developed without the previous express consent by the copyright owner, except for reproduction in daily press and regular printed publications on sale to the public within 60 days of the event related to those data/results and always provided that copyright symbol appears together as follows below.

© DORNA WSBK ORGANIZATION Srl 2021





Prosecco DOC Dutch Round, 23-25 July 2021

Chronological Analysis Race 1

TT Circuit Assen 4.542 m

Start at 12:46'14.506

4 / 5

Lap	Seg.1	Seg.2	Seg.3	Seg.4	Lap Time	km/h	Local Time
1	18.577	31.828	27.082	2'03.826	187,8	12:48'18.332	13 36.791 18.112 31.202 27.015 1'53.120 186,5 13:11'31.428
2	37.779	18.335	31.838	27.438	1'55.390	186,2	12:50'13.722 14 36.828 18.202 31.230 26.945 1'53.205 184,6 13:13'24.633
3	37.023	18.595	32.356	27.648	1'55.622	182,7	12:52'09.344 Race Time 27'10.127
4	38.629	19.146	31.651	27.846	1'57.272	182,4	12:54'06.616
5	36.828	18.640	31.482	27.592	1'54.542	181,8	12:56'01.158
6	37.048	18.590	31.779	27.865	1'55.282	181,2	12:57'56.440
7	36.627	18.496	31.513	27.447	1'54.083	182,4	12:59'50.523
8	36.800	18.477	31.415	27.567	1'54.259	181,8	13:01'44.782
9	36.760	18.429	31.454	27.577	1'54.220	184,0	13:03'39.002
10	36.755	18.641	31.338	27.295	1'54.029	175,6	13:05'33.031
11	36.673	18.454	32.111	27.399	1'54.637	183,1	13:07'27.668
12	36.826	18.552	31.809	27.491	1'54.678	180,6	13:09'22.346
13	36.920	18.317	31.312	27.318	1'53.867	184,3	13:11'16.213
14	36.902	18.533	31.583	27.556	1'54.574	182,7	13:13'10.787

69 T. BOOTH-AMOS (1'50.050)							
Lap	Seg.1	Seg.2	Seg.3	Seg.4	Lap Time	km/h	Local Time
1	17.774	30.703	26.188	1'55.618	187,8	12:48'10.124	
2	35.695	17.825	30.815	26.426	1'50.761	187,2	12:50'00.885
3	35.767	17.920	30.638	26.408	1'50.733	188,5	12:51'51.618
4	35.871	18.215	30.625	26.420	1'51.131	189,5	12:53'42.749
5	35.987	17.896	30.304	26.256	1'50.443	187,5	12:55'33.192
6	35.795	17.795	30.214	26.806	1'50.610	188,5	12:57'23.802
7	36.450	17.762	30.418	26.328	1'50.958	192,5	12:59'14.760
8	35.673	17.670	30.912	26.084	1'50.339	193,2	13:01'05.099
9	35.822	17.590	30.479	26.159	1'50.050	194,6	13:02'55.149
10	35.905	17.555	30.756	25.966	1'50.182	194,9	13:04'45.331
11	35.938	17.842	30.629	26.155	1'50.564	191,5	13:06'35.895
12	35.915	17.863	30.359	26.126	1'50.263	189,1	13:08'26.158
13	35.824	18.102	31.238	26.399	1'51.563	186,5	13:10'17.721

24° 22 J. ROMERO (1'53.839)							
Lap	Seg.1	Seg.2	Seg.3	Seg.4	Lap Time	km/h	Local Time
1	18.823	31.999	27.183	2'03.868	184,3	12:48'18.374	
2	37.316	18.527	32.118	27.630	1'55.591	184,3	12:50'13.965
3	37.216	18.546	32.193	27.592	1'55.547	184,6	12:52'09.512
4	38.094	18.736	32.007	28.556	1'57.393	181,5	12:54'06.905
5	37.253	18.779	31.733	27.365	1'55.130	185,9	12:56'02.035
6	36.994	18.595	31.532	27.536	1'54.657	183,4	12:57'56.692
7	36.988	18.288	31.611	27.224	1'54.111	185,9	12:59'50.803
8	37.171	18.490	31.443	27.456	1'54.560	182,7	13:01'45.363
9	37.502	18.566	31.708	28.020	1'55.796	183,4	13:03'41.159
10	36.750	18.452	31.599	27.413	1'54.214	190,1	13:05'35.373
11	36.662	18.488	31.494	27.482	1'54.126	187,2	13:07'29.499
12	36.772	18.400	31.478	27.514	1'54.164	183,7	13:09'23.663
13	36.995	18.290	31.302	27.252	1'53.839	185,6	13:11'17.502
14	36.971	18.454	31.431	27.410	1'54.266	181,8	13:13'11.768

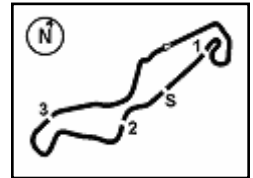
64 H. DE CANCELLIS (1'49.987)							
Lap	Seg.1	Seg.2	Seg.3	Seg.4	Lap Time	km/h	Local Time
1	17.954	30.364	26.514	1'56.885	189,8	12:48'11.391	
2	36.029	18.127	30.201	26.403	1'50.760	186,9	12:50'02.151
3	36.522	17.728	30.145	26.504	1'50.899	192,2	12:51'53.050
4	36.425	17.974	30.246	26.067	1'50.712	187,5	12:53'43.762
5	35.915	17.765	30.243	26.266	1'50.189	192,9	12:55'33.951
6	35.734	17.883	30.199	26.171	1'49.987	192,2	12:57'23.938
7	36.132	17.860	30.267	26.297	1'50.556	190,5	12:59'14.494
8	36.093	17.762	30.769	26.625	1'51.249	193,5	13:01'05.743
9	36.058	17.639	30.114	26.560	1'50.371	195,7	13:02'56.114
10	35.809	17.557	30.381	26.361	1'50.108	195,7	13:04'46.222
11	35.856	17.871	30.305	26.267	1'50.299	190,1	13:06'36.521
12	36.069	17.626	30.331	26.013	1'50.039	194,9	13:08'26.560
13	36.423	17.751	31.375	25.904	1'51.453	193,5	13:10'18.013

25° 70 M. DUARTE (1'54.139)							
Lap	Seg.1	Seg.2	Seg.3	Seg.4	Lap Time	km/h	Local Time
1	18.800	31.882	26.926	2'04.215	188,2	12:48'18.721	
2	37.855	18.663	31.387	27.692	1'55.597	185,6	12:50'14.318
3	37.329	18.773	31.804	27.551	1'55.457	184,6	12:52'09.775
4	38.324	18.830	31.559	27.950	1'56.663	185,6	12:54'06.438
5	37.429	18.928	31.454	27.343	1'55.154	181,5	12:56'01.592
6	36.939	18.690	31.556	27.552	1'54.737	183,1	12:57'56.329
7	37.194	18.932	31.328	27.263	1'54.717	182,7	12:59'51.046
8	37.342	18.677	31.316	27.255	1'54.590	182,7	13:01'45.636
9	37.304	18.932	31.652	27.274	1'55.162	184,9	13:03'40.798
10	36.798	18.587	31.385	27.454	1'54.224	184,6	13:05'35.022
11	36.672	18.643	31.583	27.776	1'54.674	182,1	13:07'29.696
12	37.059	18.498	30.989	27.593	1'54.139	184,9	13:09'23.835
13	36.755	18.769	31.116	27.563	1'54.203	180,9	13:11'18.038
14	37.647	19.801	32.403	29.264	1'59.115	173,9	13:13'17.153

61 Y. OKAYA (1'49.673)							
Lap	Seg.1	Seg.2	Seg.3	Seg.4	Lap Time	km/h	Local Time
1	18.146	30.751	26.531	1'59.709	187,8	12:48'14.215	
2	36.138	17.655	30.584	26.135	1'50.512	193,5	12:50'04.727
3	35.648	17.696	30.545	26.151	1'50.040	193,2	12:51'54.767
4	36.057	17.806	30.557	25.999	1'50.419	190,8	12:53'45.186
5	35.600	17.714	30.449	25.982	1'49.745	194,6	12:55'34.931
6	35.742	17.706	30.599	26.237	1'50.284	194,6	12:57'25.215
7	35.806	17.798	30.690	25.969	1'50.263	191,2	12:59'15.478
8	35.440	17.634	30.688	25.911	1'49.673	194,2	13:01'05.151
9	35.907	17.760	30.515	26.224	1'50.406	193,2	13:02'55.557
10	35.922	17.732	30.478	26.143	1'50.275	194,6	13:04'45.832
11	36.939	18.054	30.549	25.779	1'51.321	191,8	13:06'37.153

26° 19 V. RODRIGUEZ NUNEZ (1'53.096)							
Lap	Seg.1	Seg.2	Seg.3	Seg.4	Lap Time	km/h	Local Time
1	17.932	30.281	26.394	1'55.725	190,1	12:48'10.231	
2	1'06.617	19.026	33.265	27.966	2'26.874	179,7	12:50'37.105
3	37.958	18.664	32.143	27.489	1'56.254	183,4	12:52'33.359
4	38.021	18.585	31.742	27.427	1'55.775	184,3	12:54'29.134
5	37.194	18.321	31.481	27.165	1'54.161	183,7	12:56'23.295
6	37.087	18.319	31.381	27.147	1'53.934	183,7	12:58'17.229
7	36.868	18.239	31.457	27.058	1'53.622	184,3	13:00'10.851
8	36.901	18.201	31.413	27.206	1'53.721	184,6	13:02'04.572
9	36.929	18.306	31.381	27.291	1'53.907	186,9	13:03'58.479
10	36.968	18.127	31.071	26.930	1'53.096	185,9	13:05'51.575
11	36.878	18.208	31.294	27.036	1'53.416	185,6	13:07'44.991
12	36.792	18.208	31.167	27.150	1'53.317	185,2	13:09'38.308

83 M. KAWAKAMI (1'49.542)							
Lap	Seg.1	Seg.2	Seg.3	Seg.4	Lap Time	km/h	Local Time
1	18.041	30.495	26.397	1'57.190	186,9	12:48'11.696	
2	36.053	17.660	30.297	26.399	1'50.409	191,8	12:50'02.105
3	36.218	17.902	30.380	26.573	1'51.073	187,2	12:51'53.178
4	36.575	17.922	30.454	25.688	1'50.639	188,8	12:53'43.817
5	36.346	17.846	30.855	26.438	1'51.485	191,5	12:55'35.302
6	35.699	17.894	30.490	25.729	1'49.812	190,1	12:57'25.114
7	36.262	18.299	30.582	26.157	1'51.300	186,2	12:59'16.414
8	35.584	17.706	30.444	25.808	1'49.542	190,8	13:01'05.956
9	36.083	17.642	30.352	1'07.730	2'31.8		



TT Circuit Assen 4.542 m

Prosecco DOC Dutch Round, 23-25 July 2021

Chronological Analysis Race 1

Start at 12:46'14.506

5 / 5

Race Time 5'46.628

RET 58 I. IGLESIAS (1'49.766)							
Lap	Seg.1	Seg.2	Seg.3	Seg.4	Lap Time	km/h	Local Time
1		17.871	30.353	26.159	1'57.240	193,5	12:48'11.746
2	36.869	17.797	30.351	26.023	1'51.040	190,5	12:50'02.786
3	35.939	17.799	30.224	26.240	1'50.202	191,5	12:51'52.988
4	36.722	17.918	30.350	25.976	1'50.966	190,8	12:53'43.954
5	35.964	17.941	30.680	25.947	1'50.532	192,9	12:55'34.486
6	36.110	17.944	30.628	26.202	1'50.884	190,8	12:57'25.370
7	36.154	17.775	30.902	25.867	1'50.698	188,8	12:59'16.068
8	35.593	17.747	30.374	26.052	1'49.766	190,5	13:01'05.834
Race Time 14'51.328							

RET 21 V. PEREZ SELFA (1'52.040)							
Lap	Seg.1	Seg.2	Seg.3	Seg.4	Lap Time	km/h	Local Time
1		18.175	31.866	26.214	2'01.802	194,6	12:48'16.308
2	36.699	17.807	30.877	26.657	1'52.040	193,9	12:50'08.348
3	36.594	23.523	37.320	46.431	2'23.868P	163,1	12:52'32.216
Race Time 6'17.710							

RET 48 T. BRIANTI							
Lap	Seg.1	Seg.2	Seg.3	Seg.4	Lap Time	km/h	Local Time
1		18.028	1'03.484	39.269	2'43.887P	194,2	12:48'58.393
2	50.996	18.435	32.325	28.419	2'10.175P	183,4	12:51'08.568
Race Time 4'54.062							

RET 53 P. SVOBODA							
Lap	Seg.1	Seg.2	Seg.3	Seg.4	Lap Time	km/h	Local Time
1		18.203	31.356	26.183	2'00.212	193,5	12:48'14.718
Race Time 2'00.212							

RET 26 M. GENNAI							
Lap	Seg.1	Seg.2	Seg.3	Seg.4	Lap Time	km/h	Local Time
1		18.110	1'22.589	33.295	2'56.777	192,9	12:49'11.283
Race Time 2'56.777							

RET 77 R. BIJMAN (1'52.305)							
Lap	Seg.1	Seg.2	Seg.3	Seg.4	Lap Time	km/h	Local Time
1		17.897	30.904	26.398	1'58.884	188,8	12:48'13.390
2	36.195	17.747	30.699	53.045	2'17.686	190,8	12:50'31.076
3	38.968	18.634	31.412	27.407	1'56.421	181,2	12:52'27.497
4	36.790	18.381	30.920	27.603	1'53.694	181,8	12:54'21.191
5	36.789	18.448	30.776	27.113	1'53.126	180,6	12:56'14.317
6	36.304	18.356	30.968	26.997	1'52.625	181,8	12:58'06.942
7	36.244	18.323	30.780	26.958	1'52.305	182,4	12:59'59.247
Race Time 13'44.741							

RET 97 F. PALAZZI (1'52.164)							
Lap	Seg.1	Seg.2	Seg.3	Seg.4	Lap Time	km/h	Local Time
1		18.337	31.958	26.636	2'02.173	191,8	12:48'16.679
2	36.536	17.886	31.063	26.701	1'52.186	192,2	12:50'08.865
3	36.472	18.166	30.940	26.586	1'52.164	186,9	12:52'01.029
4	37.145	18.563	31.381	27.074	1'54.163	183,1	12:53'55.192
5	36.728	18.256	31.514	27.006	1'53.504	189,8	12:55'48.696
6	36.705	18.276	31.567	41.253	2'07.801P	189,1	12:57'56.497
Race Time 11'41.991							

RET 8 B. IERACI (1'50.612)							
Lap	Seg.1	Seg.2	Seg.3	Seg.4	Lap Time	km/h	Local Time
1		18.045	31.255	26.305	2'00.478	191,5	12:48'14.984
2	36.437	17.630	30.630	25.915	1'50.612	191,5	12:50'05.596
3	35.721	17.858	30.678	26.770	1'51.027	190,8	12:51'56.623
4	37.037	17.958	30.958	26.716	1'52.669	187,8	12:53'49.292
Race Time 7'34.786							

RET 80 G. MASTROLUCA (1'50.264)							
Lap	Seg.1	Seg.2	Seg.3	Seg.4	Lap Time	km/h	Local Time
1		17.678	30.741	26.518	1'57.096	191,8	12:48'11.602
2	36.390	17.615	30.733	26.719	1'51.457	193,3	12:50'03.059
3	35.759	17.770	30.491	26.244	1'50.264	191,8	12:51'53.323
4	1'26.914	25.107	42.506	44.250	3'18.777P	151,0	12:55'12.100
Race Time 8'57.594							

RET 11 A. CARRASCO (1'50.083)							
Lap	Seg.1	Seg.2	Seg.3	Seg.4	Lap Time	km/h	Local Time
1		17.874	30.607	26.340	1'56.125	194,2	12:48'10.631
2	36.135	17.921	30.681	26.825	1'51.562	188,5	12:50'02.193
3	35.892	17.559	30.463	26.169	1'50.083	195,3	12:51'52.276
Race Time 5'37.770							

RET 73 J. PEREZ GONZALEZ (1'51.137)							
Lap	Seg.1	Seg.2	Seg.3	Seg.4	Lap Time	km/h	Local Time
1		18.018	30.916	26.492	1'59.391	187,8	12:48'13.897
2	36.051	17.748	30.684	26.654	1'51.137	190,1	12:50'05.034
3	36.203	17.777	33.042	26.485	1'53.507	189,5	12:51'58.541
Race Time 5'44.035							

RET 23 S. MARKARIAN (1'52.485)							
Lap	Seg.1	Seg.2	Seg.3	Seg.4	Lap Time	km/h	Local Time
1		18.115	31.666	26.516	2'01.639	193,9	12:48'16.145
2	36.277	18.034	31.334	26.840	1'52.485	192,2	12:50'08.630
3	36.701	17.989	30.901	26.913	1'52.504	190,5	12:52'01.134

24/07/2021 P = Pits In/Out - C = Lap Time Cancelled

These data/results cannot be reproduced, stored and/or transmitted in whole or in part by any manner of electronic, mechanical, photocopying, recording, broadcasting or otherwise now known or herein after developed without the previous express consent by the copyright owner, except for reproduction in daily press and regular printed publications on sale to the public within 60 days of the event related to those data/results and always provided that copyright symbol appears together as follows below.

© DORNA WSBK ORGANIZATION Srl 2021

