

### Prosecco DOC Dutch Round, 23-25 July 2021

### Chronological Analysis Race 2

TT Circuit Assen 4.542 m

2 / 6

Start at 15:15'58.534

Lap	Seg.1	Seg.2	Seg.3	Seg.4	Lap Time	km/h	Local Time
5	36.241	18.291	30.702	25.892	1'51.126	184,0	15:25'16.376
6	36.009	18.188	30.784	25.734	1'50.715	186,5	15:27'07.091
7	35.941	18.045	30.943	25.716	1'50.645	187,2	15:28'57.736
8	36.127	18.542	30.374	<b>25.575</b>	1'50.618	182,7	15:30'48.354
9	36.291	18.105	30.418	25.745	1'50.559	<b>187,8</b>	15:32'38.913
10	36.061	18.109	30.554	25.932	1'50.656	185,6	15:34'29.569
11	36.723	18.169	30.376	25.576	1'50.844	184,0	15:36'20.413
12	36.141	<b>17.947</b>	<b>30.299</b>	25.708	1'50.095	<b>187,8</b>	15:38'10.508
13	<b>35.655</b>	18.241	30.394	25.962	1'50.252	184,0	15:40'00.760
14	35.947	18.111	30.967	25.756	1'50.781	185,9	15:41'51.541
Race Time 25'53.007							
<b>12° 80 G. MASTROLUCA (1'49.808)</b>							
Lap	Seg.1	Seg.2	Seg.3	Seg.4	Lap Time	km/h	Local Time
1		17.957	31.019	25.735	1'58.629	188,5	15:17'57.163
2	36.218	17.872	<b>30.418</b>	25.701	1'50.209	188,8	15:19'47.372
3	36.121	18.234	30.775	26.127	1'51.257	183,1	15:21'38.629
4	36.097	18.043	30.509	25.534	1'50.183	186,5	15:23'28.812
5	36.190	18.104	30.543	25.829	1'50.666	182,7	15:25'19.478
6	36.048	18.288	30.776	25.526	1'50.638	183,1	15:27'10.116
7	36.213	<b>17.807</b>	30.498	25.500	1'50.018	<b>189,5</b>	15:29'00.134
8	35.843	18.132	30.626	<b>25.384</b>	1'49.985	182,1	15:30'50.119
9	35.778	17.961	30.799	25.504	1'50.042	185,9	15:32'40.161
10	35.860	17.871	30.712	25.755	1'50.198	188,2	15:34'30.359
11	36.347	18.193	30.591	25.832	1'50.963	189,1	15:36'21.322
12	35.710	18.045	30.472	25.581	<b>1'49.808</b>	184,3	15:38'11.130
13	<b>35.705</b>	18.044	30.688	25.706	1'50.143	186,9	15:40'01.273
14	36.049	17.850	30.668	26.109	1'50.676	185,9	15:41'51.949
Race Time 25'53.415							
<b>13° 53 P. SVOBODA (1'49.423)</b>							
Lap	Seg.1	Seg.2	Seg.3	Seg.4	Lap Time	km/h	Local Time
1		18.148	30.887	25.636	1'58.140	188,2	15:17'56.674
2	36.847	<b>17.903</b>	30.451	25.846	1'51.047	190,1	15:19'47.721
3	36.252	17.994	30.682	25.767	1'50.695	188,2	15:21'38.416
4	36.087	18.133	30.280	25.928	1'50.428	184,6	15:23'28.844
5	36.056	18.309	30.592	25.595	1'50.552	180,9	15:25'19.396
6	36.279	18.216	30.793	25.639	1'50.927	187,8	15:27'10.323
7	35.771	18.317	30.332	25.739	1'50.159	182,7	15:29'00.482
8	35.586	18.262	30.495	25.646	1'49.989	184,0	15:30'50.471
9	36.068	17.972	30.764	25.651	1'50.455	189,1	15:32'40.926
10	36.156	18.188	30.691	26.014	1'51.049	185,9	15:34'31.975
11	35.688	18.096	30.336	25.713	1'49.833	186,9	15:36'21.808
12	36.236	18.094	30.841	25.810	1'50.981	<b>191,2</b>	15:38'12.789
13	35.562	18.117	<b>30.166</b>	<b>25.578</b>	<b>1'49.423</b>	184,9	15:40'02.212
14	<b>35.559</b>	17.953	30.387	25.998	1'49.897	186,9	15:41'52.109
Race Time 25'53.575							
<b>14° 87 T. KAWAKAMI (1'49.649)</b>							
Lap	Seg.1	Seg.2	Seg.3	Seg.4	Lap Time	km/h	Local Time
1		18.496	30.613	25.828	1'55.389	177,3	15:17'53.923
2	35.773	18.522	30.588	26.115	1'50.998	177,9	15:19'44.921
3	35.644	18.193	30.510	25.688	1'50.035	188,2	15:21'34.956
4	35.661	18.230	30.317	25.724	1'49.932	186,5	15:23'24.888
5	35.659	18.377	30.879	25.843	1'50.758	181,8	15:25'15.646
6	35.931	18.316	30.878	25.686	1'50.811	184,6	15:27'06.457
7	36.072	18.057	30.802	25.869	1'50.800	185,9	15:28'57.257
8	35.627	<b>17.895</b>	30.972	26.005	1'50.499	<b>189,8</b>	15:30'47.756
9	36.727	18.148	30.382	25.803	1'51.060	187,2	15:32'38.816
10	36.254	18.300	30.442	25.845	1'50.841	185,9	15:34'29.657
11	37.185	18.293	30.656	25.791	1'51.925	186,9	15:36'21.582
12	36.147	18.332	30.488	25.550	1'50.517	186,2	15:38'12.099
13	<b>35.478</b>	18.386	30.325	<b>25.460</b>	<b>1'49.649</b>	182,1	15:40'01.748
14	35.781	18.076	<b>30.230</b>	26.511	1'50.598	184,9	15:41'52.346
Race Time 25'53.812							
<b>15° 11 A. CARRASCO (1'49.866)</b>							
Lap	Seg.1	Seg.2	Seg.3	Seg.4	Lap Time	km/h	Local Time
1		18.225	30.533	26.151	1'56.365	186,9	15:17'54.899
2	35.798	17.987	30.344	26.399	1'50.528	187,2	15:19'45.427
3	<b>35.605</b>	17.838	30.635	25.968	1'50.046	188,5	15:21'35.473
4	35.735	17.996	30.490	25.645	<b>1'49.866</b>	189,8	15:23'25.339
5	36.603	18.038	30.566	26.054	1'51.261	188,5	15:25'16.600
6	35.922	17.766	30.895	25.573	1'50.156	188,2	15:27'06.756
7	36.008	18.089	30.871	25.804	1'50.772	187,2	15:28'57.528
8	36.017	17.949	30.526	25.574	1'50.066	188,8	15:30'47.594
9	36.768	18.151	30.303	25.886	1'51.108	184,9	15:32'38.702
10	35.849	17.767	30.679	26.115	1'50.410	<b>193,5</b>	15:34'29.112

25/07/2021 P = Pits In/Out - C = Lap Time Cancelled

These data/results cannot be reproduced, stored and/or transmitted in whole or in part by any manner of electronic, mechanical, photocopying, recording, broadcasting or otherwise now known or herein after developed without the previous express consent by the copyright owner, except for reproduction in daily press and regular printed publications on sale to the public within 60 days of the event related to those data/results and always provided that copyright symbol appears together as follows below.

© DORNA WSBK ORGANIZATION Srl 2021



Official Fuel Supplier

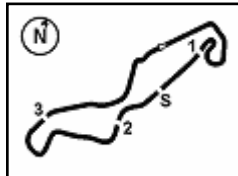


FKR PERGOIA TIMING

Official Tyre Supplier



Official Timekeeper



### Prosecco DOC Dutch Round, 23-25 July 2021

### Chronological Analysis Race 2

TT Circuit Assen 4.542 m

Start at 15:15'58.534

3 / 6

11	36.505	18.205	30.434	<b>25.508</b>	1'50.652	186,2	15:36'19.764	6	35.753	18.235	<b>30.383</b>	25.549	<b>1'49.920</b>	184,9	15:27'07.742
12	37.405	17.861	<b>30.041</b>	25.598	1'50.902	188,2	15:38'10.666	7	36.014	18.147	30.690	25.729	1'50.580	188,8	15:28'58.322
13	35.670	17.782	30.345	26.116	1'49.913	189,8	15:40'00.579	8	36.043	18.182	30.544	25.592	1'50.361	<b>190,1</b>	15:30'48.683
14	36.000	<b>17.744</b>	31.388	26.463	1'51.595	192,9	15:41'52.174	9	36.370	18.278	30.640	<b>25.534</b>	1'50.822	181,8	15:32'39.505
Race Time 25'53.640 + 0.200Pen															

#### 16° 2A. CARRION (1'49.508)

Lap	Seg.1	Seg.2	Seg.3	Seg.4	Lap Time	km/h	Local Time
1		18.417	31.096	25.764	1'57.999	187,8	15:17'56.533
2	36.196	17.964	30.581	25.708	1'50.449	187,8	15:19'46.982
3	35.728	18.237	30.700	25.805	1'50.470	188,2	15:21'37.452
4	35.792	18.049	30.469	25.866	1'50.176	185,9	15:23'27.628
5	35.871	18.136	30.657	26.105	1'50.769	186,9	15:25'18.397
6	36.437	18.252	30.749	25.632	1'51.070	181,8	15:27'09.467
7	35.832	18.261	30.539	25.753	1'50.385	183,1	15:28'59.852
8	35.830	18.248	30.615	25.969	1'50.662	183,4	15:30'50.514
9	35.809	18.259	30.601	25.858	1'50.527	186,5	15:32'41.041
10	35.908	18.391	30.718	25.610	1'50.627	183,7	15:34'31.668
11	35.657	18.121	30.489	25.720	1'49.987	188,2	15:36'21.655
12	36.238	18.280	30.493	25.772	1'50.783	188,2	15:38'12.438
13	<b>35.606</b>	18.131	<b>30.261</b>	<b>25.510</b>	<b>1'49.508</b>	185,9	15:40'01.946
14	35.978	<b>17.868</b>	30.408	26.510	1'50.764	<b>189,5</b>	15:41'52.710

Race Time 25'54.176

#### 20° 58 I. IGLESIAS (1'49.996)

Lap	Seg.1	Seg.2	Seg.3	Seg.4	Lap Time	km/h	Local Time
1		18.401	31.143	26.419	1'58.488	184,6	15:17'57.022
2	36.735	<b>18.069</b>	31.048	25.901	1'51.753	<b>188,8</b>	15:19'48.775
3	36.853	18.204	30.792	25.563	1'51.412	186,9	15:21'40.187
4	35.543	18.075	30.540	25.890	1'50.048	184,6	15:23'30.235
5	35.985	18.150	30.733	26.166	1'51.034	187,2	15:25'21.269
6	35.962	18.251	30.561	25.822	1'50.596	185,6	15:27'11.865
7	35.927	18.094	30.585	25.881	1'50.487	185,9	15:29'02.352
8	35.785	18.195	30.693	26.015	1'50.688	185,2	15:30'53.040
9	35.827	18.244	30.673	25.867	1'50.611	184,9	15:32'43.651
10	35.643	18.172	30.492	26.039	1'50.346	184,9	15:34'33.997
11	35.764	18.147	30.543	25.625	1'50.079	186,5	15:36'24.076
12	35.885	18.093	30.424	25.610	1'50.012	184,6	15:38'14.088
13	<b>35.452</b>	18.259	<b>30.342</b>	<b>25.943</b>	<b>1'49.996</b>	183,7	15:40'04.084
14	35.727	18.088	30.724	<b>25.477</b>	1'50.016	187,5	15:41'54.100

Race Time 25'55.566

#### 17° 19 V. RODRIGUEZ NUNEZ (1'49.798)

Lap	Seg.1	Seg.2	Seg.3	Seg.4	Lap Time	km/h	Local Time
1		18.095	30.446	25.849	1'56.553	190,5	15:17'55.087
2	36.123	18.059	30.553	25.796	1'50.531	188,5	15:19'45.618
3	36.091	18.116	<b>30.286</b>	25.706	1'50.199	186,2	15:21'35.817
4	35.803	17.970	30.773	25.623	1'50.169	188,8	15:23'25.986
5	36.288	<b>17.766</b>	30.761	26.021	1'50.836	190,5	15:25'16.822
6	36.038	17.877	30.928	<b>25.557</b>	1'50.400	188,8	15:27'07.222
7	36.233	18.016	30.926	25.618	1'50.793	<b>192,5</b>	15:28'58.015
8	36.041	18.060	30.399	25.588	1'50.088	190,8	15:30'48.103
9	36.923	17.901	30.474	25.675	1'50.973	189,5	15:32'39.076
10	36.082	17.824	30.469	25.836	1'50.211	190,1	15:34'29.287
11	36.413	18.420	30.556	25.652	1'51.041	183,7	15:36'20.328
12	<b>35.758</b>	18.102	30.287	25.651	<b>1'49.798</b>	187,8	15:38'10.126
13	36.108	18.042	30.339	25.884	1'50.373	186,2	15:40'00.499
14	35.913	18.049	31.304	26.804	1'52.070	189,1	15:41'52.569

Race Time 25'54.035 + 0.200Pen

#### 21° 48 T. BRIANTI (1'50.317)

Lap	Seg.1	Seg.2	Seg.3	Seg.4	Lap Time	km/h	Local Time
1		18.116	31.336	26.101	1'58.779	190,5	15:17'57.313
2	36.373	18.052	30.807	25.546	1'50.778	190,8	15:19'48.091
3	36.163	17.967	30.812	25.766	1'50.708	189,5	15:21'38.799
4	36.037	18.148	30.565	25.782	1'50.532	188,8	15:23'29.331
5	35.824	18.179	<b>30.538</b>	25.776	<b>1'50.317</b>	188,5	15:25'19.648
6	36.129	18.012	31.092	<b>25.510</b>	<b>1'50.743</b>	<b>192,5</b>	15:27'10.391
7	36.025	18.132	30.581	25.639	1'50.377	187,5	15:29'00.768
8	35.821	18.108	30.762	25.808	1'50.499	185,2	15:30'51.267
9	35.825	18.144	30.901	25.784	1'50.654	185,2	15:32'41.921
10	35.801	18.179	30.671	25.813	1'50.464	184,0	15:34'32.385
11	35.780	18.124	30.739	25.817	1'50.460	185,9	15:36'22.845
12	35.915	18.254	30.758	25.691	1'50.618	183,7	15:38'13.463
13	<b>35.742</b>	18.208	30.645	25.792	1'50.387	183,4	15:40'03.850
14	35.912	<b>17.940</b>	30.632	25.955	1'50.439	186,9	15:41'54.289

Race Time 25'55.755

#### 22° 59 A. ZANCA (1'50.163)

Lap	Seg.1	Seg.2	Seg.3	Seg.4	Lap Time	km/h	Local Time
1		18.069	31.091	26.282	2'00.373	188,8	15:17'58.907
2	36.439	<b>17.839</b>	<b>30.486</b>	25.993	1'50.757	188,5	15:19'49.664
3	36.052	18.270	30.739	25.858	1'50.919	186,9	15:21'40.583
4	35.918	17.947	30.572	25.897	1'50.334	184,9	15:23'30.917
5	35.860	17.946	30.517	25.947	1'50.270	188,2	15:25'21.187
6	36.536	18.149	30.645	<b>25.765</b>	1'51.095	<b>190,8</b>	15:27'12.282
7	36.011	17.974	30.855	26.143	1'50.983	187,8	15:29'03.265
8	35.921	18.018	30.588	25.862	1'50.389	186,2	15:30'53.654
9	35.825	18.014	30.782	25.949	1'50.570	188,2	15:32'44.224
10	36.059	18.145	30.533	25.809	1'50.546	185,2	15:34'34.770
11	<b>35.794</b>	18.030	30.522	25.893	1'50.239	184,6	15:36'25.009
12	35.806	17.971	30.560	25.826	<b>1'50.163</b>	185,6	15:38'15.172
13	35.903	18.289	30.847	26.309	1'51.348	184,6	15:40'06.520
14	36.108	18.332	31.302	26.393	1'52.135	182,7	15:41'58.655

Race Time 26'00.121

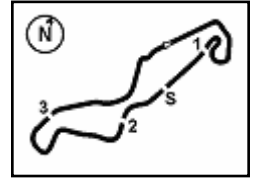
#### 23° 52 O. KONIG (1'50.143)

Lap	Seg.1	Seg.2	Seg.3	Seg.4	Lap Time	km/h	Local Time
1							

25/07/2021 P = Pits In/Out - C = Lap Time Cancelled

These data/results cannot be reproduced, stored and/or transmitted in whole or in part by any manner of electronic, mechanical, photocopying, recording, broadcasting or otherwise now known or herein after developed without the previous express consent by the copyright owner, except for reproduction in daily press and regular printed publications on sale to the public within 60 days of the event related to those data/results and always provided that copyright symbol appears together as follows below.

© DORNA WSBK ORGANIZATION Srl 2021



TT Circuit Assen 4.542 m

**Prosecco DOC Dutch Round, 23-25 July 2021**
**Chronological Analysis Race 2**

Start at 15:15'58.534

Lap	Seg.1	Seg.2	Seg.3	Seg.4	Lap Time	km/h	Local Time
<b>24° 23 S. MARKARIAN (1'50.595)</b>							
1		18.686	31.055	26.242	2'03.641	180,6	15:18'02.175
2	36.128	<b>18.143</b>	30.767	25.871	1'50.909	187,2	15:19'53.084
3	<b>35.851</b>	18.253	30.772	25.959	1'50.835	186,2	15:21'43.919
4	35.925	18.521	30.703	26.041	1'51.190	184,6	15:23'35.109
5	36.052	18.692	30.799	25.986	1'51.529	179,4	15:25'26.638
6	35.937	18.627	31.025	26.179	1'51.768	180,0	15:27'18.406
7	35.900	18.453	30.478	<b>25.764</b>	<b>1'50.595</b>	182,7	15:29'09.001
8	36.114	18.172	30.985	25.918	<b>1'51.189</b>	<b>189,5</b>	15:31'00.190
9	36.150	18.831	31.186	26.240	1'52.407	178,5	15:32'52.597
10	36.127	19.186	31.124	26.164	1'52.601	175,9	15:34'45.198
11	36.485	18.396	30.816	26.458	1'52.155	185,6	15:36'37.353
12	36.502	18.459	31.084	26.830	1'52.875	183,7	15:38'30.228
13	35.863	18.422	30.609	26.325	1'51.219	182,4	15:40'21.447
14	35.904	18.598	<b>30.459</b>	26.217	1'51.178	182,4	15:42'12.625
Race Time 26'14.091							
<b>25° 10 U. ORRADRE (1'49.729)</b>							
1		17.893	30.882	25.667	1'57.376	189,1	15:17'55.910
2	35.933	17.802	<b>30.422</b>	25.572	<b>1'49.729</b>	189,8	15:19'45.639
3	35.781	17.910	30.430	25.770	1'49.891	189,5	15:21'35.530
4	35.781	17.916	30.645	25.608	1'49.950	189,5	15:23'25.480
5	36.190	17.761	30.613	25.640	1'50.204	189,1	15:25'15.684
6	35.923	18.181	31.153	<b>25.519</b>	1'50.776	184,9	15:27'06.460
7	35.934	17.964	30.633	25.615	1'50.146	190,5	15:28'56.606
8	<b>35.620</b>	18.105	30.595	25.958	1'50.278	186,9	15:30'46.884
9	36.303	18.127	30.509	26.733	1'51.672	189,8	15:32'38.556
10	36.114	<b>17.756</b>	30.817	25.695	1'50.382	<b>191,5</b>	15:34'28.938
11	53.924	18.321	30.551	25.854	2'08.650	187,2	15:36'37.588
12	35.976	18.617	31.228	26.579	1'52.400	179,1	15:38'29.988
13	35.792	18.539	30.808	26.222	1'51.361	180,3	15:40'21.349
14	35.752	18.473	30.656	26.451	1'51.332	180,0	15:42'12.681
Race Time 26'14.147							
<b>26° 5 T. SMITS (1'50.628)</b>							
1		18.447	31.150	25.996	2'00.612	184,0	15:17'59.146
2	37.004	18.673	31.012	26.036	1'52.725	180,9	15:19'51.871
3	36.243	18.506	30.887	25.962	1'51.598	180,6	15:21'43.469
4	36.081	18.887	30.810	26.073	1'51.851	179,7	15:23'35.320
5	36.169	18.461	30.851	25.943	1'51.424	183,4	15:25'26.744
6	36.427	18.235	31.292	<b>25.585</b>	1'51.786	185,9	15:27'18.530
7	36.256	18.257	<b>30.530</b>	<b>25.832</b>	<b>1'50.628</b>	184,0	15:29'09.158
8	36.285	<b>18.171</b>	30.838	26.241	1'51.535	184,6	15:31'00.693
9	36.308	18.282	31.339	26.453	1'52.382	<b>186,5</b>	15:32'53.075
10	36.837	18.213	31.292	26.499	1'52.841	185,9	15:34'45.916
11	36.890	18.247	30.865	26.416	1'52.418	<b>186,5</b>	15:36'38.334
12	36.407	18.520	31.072	26.448	1'52.447	184,3	15:38'30.781
<b>27° 93 M. GAGGI (1'50.715)</b>							
1							
2							
3							
4							
5							
6							
7							
8							
9							
10							
11							
12							
13							
14							
Race Time 26'14.254							
<b>28° 4 S. DOORNENBAL (1'51.031)</b>							
1							
2							
3							
4							
5							
6							
7							
8							
9							
10							
11							
12							
13							
14							
Race Time 26'14.773							
<b>29° 81 T. MOLENAAR (1'50.797)</b>							
1							
2							
3							
4							
5							
6							
7							
8							
9							
10							
11							
12							
13							
14							
Race Time 26'15.089							
<b>30° 97 F. PALAZZI (1'50.599)</b>							
1							
2							
3							
4							
5							
6							
7							

25/07/2021

P = Pits In/Out - C = Lap Time Cancelled

These data/results cannot be reproduced, stored and/or transmitted in whole or in part by any manner of electronic, mechanical, photocopying, recording, broadcasting or otherwise now known or herein after developed without the previous express consent by the copyright owner, except for reproduction in daily press and regular printed publications on sale to the public within 60 days of the event related to those data/results and always provided that copyright symbol appears together as follows below.

© DORNA WSBK ORGANIZATION Srl 2021



Official Fuel Supplier



FKR PERGOIA TIMING

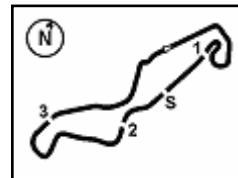
Official Tyre Supplier



SWISS WATCHES SINCE 1853

Official Timekeeper





TT Circuit Assen 4.542 m

### Prosecco DOC Dutch Round, 23-25 July 2021 Chronological Analysis Race 2

Start at 15:15'58.534

5 / 6

Lap	Seg.1	Seg.2	Seg.3	Seg.4	Lap Time	km/h	Local Time	Lap	Seg.1	Seg.2	Seg.3	Seg.4	Lap Time	km/h	Local Time
8	36.086	18.644	30.967	26.383	1'52.080	179,1	15:31'00.116	3	36.785	18.677	31.543	26.724	1'53.729	185,2	15:21'48.256
9	37.344	18.205	31.357	26.413	1'53.319	187,5	15:32'53.435	4	36.688	19.097	31.774	26.992	1'54.551	176,8	15:23'42.807
10	36.677	18.280	31.392	26.433	1'52.782	189,1	15:34'46.217	5	36.718	18.934	31.455	27.050	1'54.157	177,6	15:25'36.964
11	36.694	18.722	30.988	26.133	1'52.537	185,9	15:36'38.754	6	36.450	18.799	31.398	26.697	1'53.344	178,5	15:27'30.308
12	36.184	18.207	31.055	26.695	1'52.141	190,1	15:38'30.895	7	36.774	18.804	31.221	26.811	1'53.610	177,6	15:29'23.918
13	36.665	18.567	30.899	25.892	1'52.023	182,7	15:40'22.918	8	36.654	18.994	31.428	26.758	1'53.834	176,5	15:31'17.752
14	36.298	18.321	31.049	25.980	1'51.648	188,5	15:42'14.566	9	36.565	19.070	31.396	26.881	1'53.912	175,0	15:33'11.664

Race Time 26'16.032

#### 31° 43 H. KHOURI (1'50.858)

Lap	Seg.1	Seg.2	Seg.3	Seg.4	Lap Time	km/h	Local Time
1		19.019	31.013	26.025	2'11.689	177,3	15:18'10.223
2	35.970	18.534	30.846	26.038	1'51.388	180,0	15:20'01.611
3	35.945	18.511	30.923	26.085	1'51.464	180,9	15:21'53.075
4	35.872	18.474	31.027	25.952	1'51.325	183,1	15:23'44.400
5	35.768	18.460	30.948	25.851	1'51.027	186,2	15:25'35.427
6	35.953	18.507	30.932	26.164	1'51.556	180,9	15:27'26.983
7	36.139	18.487	30.911	25.980	1'51.517	180,6	15:29'18.500
8	35.972	18.554	30.871	26.010	1'51.407	180,3	15:31'09.907
9	35.990	18.476	31.000	25.999	1'51.465	181,2	15:33'01.372
10	36.038	18.640	31.026	26.043	1'51.747	180,0	15:34'53.119
11	36.201	18.498	30.773	26.023	1'51.495	180,9	15:36'44.614
12	36.036	18.614	30.889	26.103	1'51.642	180,6	15:38'36.256
13	35.876	18.378	30.694	25.910	1'50.858	181,8	15:40'27.114
14	35.979	18.436	30.668	26.108	1'51.191	181,5	15:42'18.305

Race Time 26'19.771

#### 32° 54 B. SOFUOGLU (1'49.503)

Lap	Seg.1	Seg.2	Seg.3	Seg.4	Lap Time	km/h	Local Time
1		18.002	30.905	25.310	1'56.762	184,9	15:17'55.296
2	36.018	17.827	30.218	25.763	1'49.826	190,8	15:19'45.122
3	35.654	18.135	30.463	25.251	1'49.503	183,1	15:21'34.625
4	35.764	17.914	30.423	25.987	1'50.088	188,5	15:23'24.713
5	36.003	17.943	30.707	26.150	1'50.803	187,2	15:25'15.516
6	35.725	18.072	30.844	25.911	1'50.552	183,7	15:27'06.068
7	36.073	18.083	30.920	25.668	1'50.744	184,9	15:28'56.812
8	35.797	17.950	30.735	25.653	1'50.135	189,5	15:30'46.947
9	36.082	18.398	30.489	25.575	1'50.544	184,9	15:32'37.491
10	35.893	18.222	30.578	26.556	1'51.249	181,2	15:34'28.740
11	47.294	19.216	34.114	28.529	2'09.153	174,8	15:36'37.893
12	38.373	26.685	31.868	26.399	2'03.325	124,7	15:38'41.218
13	38.331	24.343	31.662	26.502	2'00.838	130,3	15:40'42.056
14	38.085	18.906	31.589	26.498	1'55.078	175,9	15:42'37.134

Race Time 26'38.600

#### 33° 18 I. OFFER (1'53.254)

Lap	Seg.1	Seg.2	Seg.3	Seg.4	Lap Time	km/h	Local Time
1		18.681	31.281	26.642	2'02.393	181,2	15:18'00.927
2	37.213	18.485	31.167	26.856	1'53.721	182,4	15:19'54.648
3	36.477	19.007	31.448	26.938	1'53.870	180,0	15:21'48.518
4	36.720	18.957	31.553	26.812	1'54.042	181,8	15:23'42.560
5	36.840	19.228	31.573	26.393	1'54.034	175,0	15:25'36.594
6	36.423	19.030	31.494	26.585	1'53.532	175,3	15:27'30.126
7	36.804	19.136	31.385	26.594	1'53.919	173,9	15:29'24.045
8	36.931	18.843	31.549	26.675	1'53.998	178,2	15:31'18.043
9	36.696	18.818	31.433	26.645	1'53.592	179,4	15:33'11.635
10	37.163	18.800	31.681	26.599	1'54.243	177,3	15:35'05.878
11	36.819	18.807	31.224	26.781	1'53.631	177,3	15:36'59.509
12	36.995	18.734	31.092	26.433	1'53.254	178,5	15:38'52.763
13	36.972	19.260	31.574	26.639	1'54.445	178,8	15:40'47.208
14	36.629	18.935	31.342	26.970	1'53.876	176,5	15:42'41.084

Race Time 26'42.550

#### 34° 22 J. ROMERO (1'53.344)

Lap	Seg.1	Seg.2	Seg.3	Seg.4	Lap Time	km/h	Local Time
1		18.405	31.543	26.795	2'02.203	189,1	15:18'00.737
2	36.884	18.630	31.462	26.814	1'53.790	181,8	15:19'54.527

25/07/2021

P = Pits In/Out - C = Lap Time Cancelled

These data/results cannot be reproduced, stored and/or transmitted in whole or in part by any manner of electronic, mechanical, photocopying, recording, broadcasting or otherwise now known or herein after developed without the previous express consent by the copyright owner, except for reproduction in daily press and regular printed publications on sale to the public within 60 days of the event related to those data/results and always provided that copyright symbol appears together as follows below.

© DORNA WSBK ORGANIZATION Srl 2021



Official Fuel Supplier

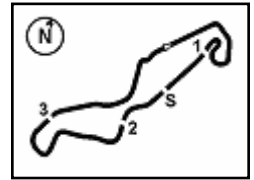


FKR PERGOIA TIMING

Official Tyre Supplier



Official Timekeeper



## Prosecco DOC Dutch Round, 23-25 July 2021 Chronological Analysis Race 2

Start at 15:15'58.534

Race Time 26'58.431

RET 73 J. PEREZ GONZALEZ (1'50.264)							
Lap	Seg.1	Seg.2	Seg.3	Seg.4	Lap Time	km/h	Local Time
1		18.254	31.120	25.853	1'58.976	184,9	15:17'57.510
2	36.074	17.988	30.638	<b>25.609</b>	1'50.309	<b>189,5</b>	15:19'47.819
3	35.963	<b>17.953</b>	30.679	25.824	1'50.419	184,9	15:21'38.238
4	35.701	18.313	<b>30.528</b>	25.722	<b>1'50.264</b>	181,2	15:23'28.502
5	<b>35.685</b>	18.193	30.612	25.848	1'50.338	182,4	15:25'18.840
6	35.954	18.359	30.759	25.818	1'50.890	181,2	15:27'09.730
Race Time 11'11.196							

RET 15 A. COPPOLA (1'53.532)							
Lap	Seg.1	Seg.2	Seg.3	Seg.4	Lap Time	km/h	Local Time
1		20.987	32.056	26.787	2'48.892	164,1	15:18'47.426
2	36.681	19.239	31.348	<b>26.508</b>	1'53.776	172,5	15:20'41.202
3	36.595	19.196	31.346	26.545	1'53.682	173,1	15:22'34.884
4	36.538	19.251	<b>31.229</b>	26.592	1'53.610	172,5	15:24'28.494
5	<b>36.514</b>	<b>19.115</b>	31.331	26.572	<b>1'53.532</b>	<b>173,4</b>	15:26'22.026
6	39.405	19.941	33.493	44.817	2'17.656P	167,4	15:28'39.682
Race Time 12'41.148							

RET 44 C. STANGE (1'49.654)							
Lap	Seg.1	Seg.2	Seg.3	Seg.4	Lap Time	km/h	Local Time
1		18.061	31.199	25.979	1'58.349	189,5	15:17'56.883
2	36.065	<b>17.831</b>	30.647	25.807	1'50.350	188,5	15:19'47.233
3	<b>35.648</b>	17.898	<b>30.432</b>	<b>25.676</b>	<b>1'49.654</b>	<b>191,2</b>	15:21'36.887
Race Time 5'38.353							

RET 21 V. PEREZ SELFA (1'50.394)							
Lap	Seg.1	Seg.2	Seg.3	Seg.4	Lap Time	km/h	Local Time
1		18.147	31.197	25.811	1'58.514	189,1	15:17'57.048
2	36.233	18.244	30.501	<b>25.416</b>	<b>1'50.394</b>	186,5	15:19'47.442
3	36.670	<b>17.971</b>	30.617	25.858	1'51.116	<b>190,8</b>	15:21'38.558
Race Time 5'40.024							

RET 77 R. BIJMAN							
Lap	Seg.1	Seg.2	Seg.3	Seg.4	Lap Time	km/h	Local Time
1		<b>18.017</b>	<b>31.499</b>	<b>26.157</b>	1'59.670	<b>189,5</b>	15:17'58.204
Race Time 1'59.670							

25/07/2021 P = Pits In/Out - C = Lap Time Cancelled

These data/results cannot be reproduced, stored and/or transmitted in whole or in part by any manner of electronic, mechanical, photocopying, recording, broadcasting or otherwise now known or herein after developed without the previous express consent by the copyright owner, except for reproduction in daily press and regular printed publications on sale to the public within 60 days of the event related to those data/results and always provided that copyright symbol appears together as follows below.

© DORNA WSBK ORGANIZATION Srl 2021

