

TT Circuit Assen 4.542 m

1 / 2

Prosecco DOC Dutch Round, 23-25 July 2021

Results Tissot Superpole

No.	Rider	Nat	Team	Bike	Time	Gap	Rel.	Laps	Speed	
									Avg	Max
1	72 V. STEEMAN	NED	Freudenberg KTM WorldSSP Team	KTM RC 390 R	1'48.767			10	150,332	194,2
2	1 J. BUIS	NED	MTM Kawasaki	Kawasaki Ninja 400	1'48.937	0.170	0.170	10	150,098	195,3
3	99 A. HUERTAS	ESP	MTM Kawasaki	Kawasaki Ninja 400	1'49.024	0.257	0.087	10	149,978	198,5
4	87 T. KAWAKAMI	BRA	AD78 Team Brasil by MS Racing	Yamaha YZF-R3	1'49.116	0.349	0.092	10	149,852	195,3
5	69 T. BOOTH-AMOS	GBR	Fusport - Rt Motorsports by SKM Kawasaki	Kawasaki Ninja 400	1'49.135	0.368	0.019	9	149,825	188,5
6	19 V. RODRIGUEZ NUNEZ	ESP	Accolade Smrz Racing	Kawasaki Ninja 400	1'49.264	0.497	0.129	10	149,649	193,5
7	61 Y. OKAYA	JPN	MTM Kawasaki	Kawasaki Ninja 400	1'49.418	0.651	0.154	10	149,438	194,6
8	54 B. SOFUOGLU	TUR	Biblion Yamaha Motoxrcing	Yamaha YZF-R3	1'49.421	0.654	0.003	10	149,434	194,9
9	64 H. DE CANCELLIS	FRA	Prodina Team WorldSSP300	Kawasaki Ninja 400	1'49.573	0.806	0.152	9	149,227	192,9
10	10 U. ORRADRE	ESP	Yamaha MS Racing	Yamaha YZF-R3	1'49.575	0.808	0.002	10	149,224	195,7
11	17 K. MEUFFELS	NED	MTM Kawasaki	Kawasaki Ninja 400	1'49.593	0.826	0.018	10	149,199	197,8
12	83 M. KAWAKAMI	BRA	AD78 Team Brasil by MS Racing	Yamaha YZF-R3	1'49.680	0.913	0.087	10	149,081	191,5
13	11 A. CARRASCO	ESP	Kawasaki Provec WorldSSP300	Kawasaki Ninja 400	1'49.733	0.966	0.053	10	149,009	188,8
14	80 G. MASTROLUCA	ITA	ProGP Racing	Yamaha YZF-R3	1'49.781	1.014	0.048	9	148,944	194,9
15	46 S. DI SORA	FRA	Leader Team Flembbo	Kawasaki Ninja 400	1'49.829	1.062	0.048	9	148,879	188,8
16	26 M. GENNAI	ITA	Team BRcorse	Yamaha YZF-R3	1'49.943	1.176	0.114	10	148,724	194,2
17	20 D. LOUREIRO	RSA	Fusport - Rt Motorsports by SKM Kawasaki	Kawasaki Ninja 400	1'50.036	1.269	0.093	10	148,599	193,2
18	8 B. IERACI	ITA	Machado CAME SBK	Yamaha YZF-R3	1'50.052	1.285	0.016	9	148,577	192,9
19	58 I. IGLESIAS	ESP	SMW Racing	Kawasaki Ninja 400	1'50.207	1.440	0.155	10	148,368	193,9
20	2 A. CARRION	ESP	Kawasaki GP Project	Kawasaki Ninja 400	1'50.207	1.440	0.000	10	148,368	194,6
21	48 T. BRIANTI	ITA	Prodina Team WorldSSP300	Kawasaki Ninja 400	1'50.241	1.474	0.034	10	148,322	190,1
22	85 K. SABATUCCI	ITA	Vinales Racing Team	Yamaha YZF-R3	1'50.245	1.478	0.004	8	148,317	194,6
23	21 V. PEREZ SELFA	ESP	Machado CAME SBK	Yamaha YZF-R3	1'50.341	1.574	0.096	2	148,188	188,2
24	77 R. BIJMAN	NED	Machado CAME SBK	Yamaha YZF-R3	1'50.362	1.595	0.021	10	148,160	190,5
25	53 P. SVOBODA	CZE	WRP Wepol Racing	Yamaha YZF-R3	1'50.498	1.731	0.136	9	147,977	184,3
26	44 C. STANGE	GER	2R Racing	Kawasaki Ninja 400	1'50.529	1.762	0.031	8	147,936	188,5
27	15 A. COPPOLA	ITA	Team Trasimeno	Yamaha YZF-R3	1'50.559	1.792	0.030	10	147,896	192,5
28	59 A. ZANCA	ITA	Kawasaki GP Project	Kawasaki Ninja 400	1'50.564	1.797	0.005	10	147,889	190,8
29	52 O. KONIG	CZE	Movisio by MIE	Kawasaki Ninja 400	1'50.643	1.876	0.079	8	147,783	190,8
30	7 J. GIMBERT	FRA	OUTDO TPR Team Pedercini Racing	Kawasaki Ninja 400	1'50.669	1.902	0.026	10	147,749	193,9
31	43 H. KHOURI	AUS	Fusport - Rt Motorsports by SKM Kawasaki	Kawasaki Ninja 400	1'50.743	1.976	0.074	10	147,650	190,5
32	73 J. PEREZ GONZALEZ	ESP	Accolade Smrz Racing	Kawasaki Ninja 400	1'50.827	2.060	0.084	10	147,538	189,1
33	97 F. PALAZZI	ITA	ProGP Racing	Yamaha YZF-R3	1'50.838	2.071	0.011	9	147,523	190,5
34	23 S. MARKARIAN	FRA	Leader Team Flembbo	Kawasaki Ninja 400	1'50.988	2.221	0.150	9	147,324	191,2
35	81 T. MOLENAAR	NED	Molenaar Racing Team	KTM RC 390 R	1'51.287	2.520	0.299	5	146,928	192,2
36	93 M. GAGGI	ITA	Biblion Yamaha Motoxrcing	Yamaha YZF-R3	1'51.364	2.597	0.077	4	146,827	190,8
37	4 S. DOORNENBAL	NED	Molenaar Racing Team	KTM RC 390 R	1'52.044	3.277	0.680	10	145,936	187,8
38	5 T. SMITS	NED	Vinales Racing Team	Yamaha YZF-R3	1'52.207	3.440	0.163	9	145,724	189,1
39	14 J. MCMANUS	IRL	Team#109 Kawasaki	Kawasaki Ninja 400	1'52.433	3.666	0.226	10	145,431	187,8
40	55 A. FRAPPOLA	ITA	Chiodo Moto Racing	Kawasaki Ninja 400	1'52.989	4.222	0.556	6	144,715	182,7
41	18 I. OFFER	GBR	SMW Racing	Kawasaki Ninja 400	1'53.318	4.551	0.329	10	144,295	189,8
42	22 J. ROMERO	ARG	SMW Racing	Kawasaki Ninja 400	1'54.412	5.645	1.094	7	142,915	186,9
43	70 M. DUARTE	POR	Yamaha MS Racing	Yamaha YZF-R3	1'55.564	6.797	1.152	8	141,490	182,1

Qualifying Lap Time (107% of 1'48.767): 1'56.382

AIR	Humidity:	71%	Temp:	19°C
TRACK	Condition:	Dry	Temp:	26°C

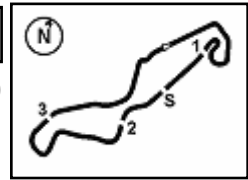
Records	Pole	(SP2)	2018	M.Perez	1'50.165	148,420	Km/h
	Race	(RC)	2019	O.Bonoli	1'50.337	148,190	Km/h
	All Times	(FP2)	2021	V.Steeman	1'48.710	150,410	Km/h

24/07/2021 Start 09:45 End 10:08 The results are provisional until the end of the time limit for protests and appeals and the completion of the technical checks.

These data/results cannot be reproduced, stored and/or transmitted in whole or in part by any manner of electronic, mechanical, photocopying, recording, broadcasting or otherwise now known or herein after developed without the previous express consent by the copyright owner, except for reproduction in daily press and regular printed publications on sale to the public within 60 days of the event related to those data/results and always provided that copyright symbol appears together as follows below.

© DORNA WSBK ORGANIZATION Srl 2021





Prosecco DOC Dutch Round, 23-25 July 2021

Results Tissot Superpole

Session Highlights

Local Time	No. Rider	Description
09.45.00		Start
09.47.05	22 J. ROMERO	Technical Problem - Turn 10
09.47.31	22 J. ROMERO	Re-joined
09.47.50	85 K. SABATUCCI	On the Gravel - Re-Joined - Turn 16
09.49.38	7 J. GIMBERT	Lap Cancelled (1'54.609) - Exceeded Track Limits - Turn 17
09.52.00	58 I. IGLESIAS	Lap Cancelled (1'50.822) - Exceeded Track Limits - Turn 17
09.52.09	1 J. BUIS	Lap Cancelled (1'49.958) - Exceeded Track Limits - Turn 18
09.53.23	21 V. PEREZ SELFA	Crashed - Turn 16
09.54.15	1 J. BUIS	Lap Cancelled (1'48.962) - Exceeded Track Limits - Turn 8
09.54.32	19 V. RODRIGUEZ NUNEZ	Lap Cancelled (1'58.998) - Exceeded Track Limits - Turn 17
09.54.53	23 S. MARKARIAN	Lap Cancelled (1'52.525) - Exceeded Track Limits - Turn 12
09.56.52	93 M. GAGGI	Crashed - Turn 10
09.57.17	18 I. OFFER	Lap Cancelled (1'53.970) - Exceeded Track Limits - Turn 17
09.57.36	5 T. SMITS	Lap Cancelled (4'06.142) - Exceeded Track Limits - Turn 17
09.58.47	70 M. DUARTE	Lap Cancelled (2'31.394) - Art. 1.23.2 (Yellow Flag) - Turn 10
09.59.08	72 V. STEEMAN	Lap Cancelled (1'54.337) - Exceeded Track Limits - Turn 5
09.59.30	20 D. LOUREIRO	Current Lap Cancelled - Exceeded Track Limits - Turn 1
10.00.27	81 T. MOLENAAR	Crashed - Turn 10
10.00.27	55 A. FRAPPOLA	Crashed - Turn 10
10.00.40	55 A. FRAPPOLA	Re-joined
10.01.36	19 V. RODRIGUEZ NUNEZ	Lap Cancelled (2'03.940) - Exceeded Track Limits - Turn 18
10.01.53	87 T. KAWAKAMI	Lap Cancelled (2'07.679) - Exceeded Track Limits - Turn 18
10.02.44	70 M. DUARTE	Lap Cancelled (1'56.684) - Art. 1.23.2 (Yellow Flag) - Turn 10
10.03.09	80 G. MASTROLUCA	Lap Cancelled (1'57.781) - Exceeded Track Limits - Turn 17
10.03.25	44 C. STANGE	Lap Cancelled (1'50.055) - Exceeded Track Limits - Turn 17
10.03.39	43 H. KHOURI	Lap Cancelled (1'52.781) - Exceeded Track Limits - Turn 17
10.03.56	73 J. PEREZ GONZALEZ	Lap Cancelled (1'52.054) - Exceeded Track Limits - Turn 11
10.04.18	77 R. BIJMAN	Current Lap Cancelled - Exceeded Track Limits - Turn 12
10.04.43	44 C. STANGE	Crashed - Turn 16
10.06.32	8 B. IERACI	Crashed - Turn 11
10.07.21	73 J. PEREZ GONZALEZ	Lap Cancelled (1'51.972) - Exceeded Track Limits - Turn 17
10.08.36		End Of Session
10.12.19	8 B. IERACI	Medical Centre

Fastest Laps Sequence

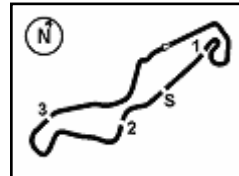
No.	Rider	Nat	Team	Bike	Local Time	Time	Gap	Avg
46	S. DI SORA	FRA	Leader Team Flembbo	Kawasaki Ninja 400	09:48'46.626	1'51.758		146,309
83	M. KAWAKAMI	BRA	AD78 Team Brasil by MS Racing	Yamaha YZF-R3	09:49'20.406	1'50.739	-1.019	147,655
72	V. STEEMAN	NED	Freudenberg KTM WorldSSP Team	KTM RC 390 R	09:49'29.744	1'50.231	-0.508	148,336
8	B. IERACI	ITA	Machado CAME SBK	Yamaha YZF-R3	09:51'21.125	1'50.215	-0.016	148,357
61	Y. OKAYA	JPN	MTM Kawasaki	Kawasaki Ninja 400	09:51'27.158	1'49.535	-0.680	149,278
99	A. HUERTAS	ESP	MTM Kawasaki	Kawasaki Ninja 400	09:53'18.021	1'49.533	-0.002	149,281
54	B. SOFUOGLU	TUR	Biblion Yamaha Motoxrcing	Yamaha YZF-R3	09:55'05.527	1'49.421	-0.112	149,434
99	A. HUERTAS	ESP	MTM Kawasaki	Kawasaki Ninja 400	09:55'07.145	1'49.124	-0.297	149,841
1	J. BUIS	NED	MTM Kawasaki	Kawasaki Ninja 400	09:56'58.522	1'48.937	-0.187	150,098
72	V. STEEMAN	NED	Freudenberg KTM WorldSSP Team	KTM RC 390 R	09:56'58.715	1'48.767	-0.170	150,332

24/07/2021 Start 09:45 End 10:08 The results are provisional until the end of the time limit for protests and appeals and the completion of the technical checks.

These data/results cannot be reproduced, stored and/or transmitted in whole or in part by any manner of electronic, mechanical, photocopying, recording, broadcasting or otherwise now known or herein after developed without the previous express consent by the copyright owner, except for reproduction in daily press and regular printed publications on sale to the public within 60 days of the event related to those data/results and always provided that copyright symbol appears together as follows below.

© DORNA WSBK ORGANIZATION Srl 2021





TT Circuit Assen 4.542 m

Prosecco DOC Dutch Round, 23-25 July 2021

Starting Grid Race 1 (14 Laps x 4,542 km = 63,588 km)

1	72 STEEMAN V. KTM 1'48.767	2	1 BUIS J. Kawasaki 1'48.937	3	99 HUERTAS A. Kawasaki 1'49.024
2	87 KAWAKAMI T. Yamaha 1'49.116	5	69 BOOTH-AMOS T. Kawasaki 1'49.135	6	19 RODRIGUEZ NUNEZ Kawasaki 1'49.264
3	61 OKAYA Y. Kawasaki 1'49.418	8	54 SOFUOGLU B. Yamaha 1'49.421	9	64 DE CANCELLIS H. Kawasaki 1'49.573
4	10 ORRADRE U. Yamaha 1'49.575	11	17 MEUFFELS K. Kawasaki 1'49.593	12	83 KAWAKAMI M. Yamaha 1'49.680
5	11 CARRASCO A. Kawasaki 1'49.733	14	80 MASTROLUCA G. Yamaha 1'49.781	15	46 DI SORA S. Kawasaki 1'49.829
6	26 GENNAI M. Yamaha 1'49.943	17	20 LOUREIRO D. Kawasaki 1'50.036	18	8 IERACI B. Yamaha 1'50.052
7	58 IGLESIAS I. Kawasaki 1'50.207	20	2 CARRION A. Kawasaki 1'50.207	21	48 BRIANTI T. Kawasaki 1'50.241
8	85 SABATUCCI K. Yamaha 1'50.245	23	21 PEREZ SELFA V. Yamaha 1'50.341	24	77 BIJMAN R. Yamaha 1'50.362
9	53 SVOBODA P. Yamaha 1'50.498	26	44 STANGE C. Kawasaki 1'50.529	27	15 COPPOLA A. Yamaha 1'50.559
10	59 ZANCA A. Kawasaki 1'50.564	29	52 KONIG O. Kawasaki 1'50.643	30	7 GIMBERT J. Kawasaki 1'50.669
11	43 KHOURI H. Kawasaki 1'50.743	32	73 PEREZ GONZALEZ J Kawasaki 1'50.827	33	97 PALAZZI F. Yamaha 1'50.838
12	23 MARKARIAN S. Kawasaki 1'50.988	35	81 MOLENAAR T. KTM 1'51.287	36	93 GAGGI M. Yamaha 1'51.364
13	4 DOORNENBAL S. KTM 1'52.044	38	5 SMITS T. Yamaha 1'52.207	39	14 MCMANUS J. Kawasaki 1'52.433
14	55 FRAPPOLA A. Kawasaki 1'52.989	41	18 OFFER I. Kawasaki 1'53.318	42	22 ROMERO J. Kawasaki 1'54.412
15	70 DUARTE M. Yamaha 1'55.564				

24/07/2021 The Race Director

These data/results cannot be reproduced, stored and/or transmitted in whole or in part by any manner of electronic, mechanical, photocopying, recording, broadcasting or otherwise now known or herein after developed without the previous express consent by the copyright owner, except for reproduction in daily press and regular printed publications on sale to the public within 60 days of the event related to those data/results and always provided that copyright symbol appears together as follows below. © DORNA WSBK ORGANIZATION Srl 2021



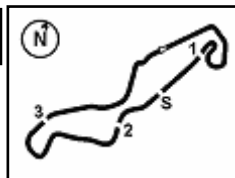
Official Fuel Supplier



Official Tyre Supplier



Official Timekeeper



Prosecco DOC Dutch Round, 23-25 July 2021 Best Sectors & Speed Tissot Superspole

BEST LAP

1	72 V. STEEMAN	KTM RC 390 R	1'48.767
2	1 J. BUIS	Kawasaki Ninja 400	1'48.937
3	99 A. HUERTAS	Kawasaki Ninja 400	1'49.024
4	87 T. KAWAKAMI	Yamaha YZF-R3	1'49.116
5	69 T. BOOTH-AMOS	Kawasaki Ninja 400	1'49.135
6	19 V. RODRIGUEZ NUNEZ	Kawasaki Ninja 400	1'49.264
7	61 Y. OKAYA	Kawasaki Ninja 400	1'49.418
8	54 B. SOFUOGLU	Yamaha YZF-R3	1'49.421
9	64 H. DE CANCELLIS	Kawasaki Ninja 400	1'49.573
10	10 U. ORRADRE	Yamaha YZF-R3	1'49.575
11	17 K. MEUFFELS	Kawasaki Ninja 400	1'49.593
12	83 M. KAWAKAMI	Yamaha YZF-R3	1'49.680
13	11 A. CARRASCO	Kawasaki Ninja 400	1'49.733
14	80 G. MASTROLUCA	Yamaha YZF-R3	1'49.781
15	46 S. DI SORA	Kawasaki Ninja 400	1'49.829
16	26 M. GENNAI	Yamaha YZF-R3	1'49.943
17	20 D. LOUREIRO	Kawasaki Ninja 400	1'50.036
18	8 B. IERACI	Yamaha YZF-R3	1'50.052
19	2 A. CARRION	Kawasaki Ninja 400	1'50.207
20	58 I. IGLESIAS	Kawasaki Ninja 400	1'50.207
21	48 T. BRIANTI	Kawasaki Ninja 400	1'50.241
22	85 K. SABATUCCI	Yamaha YZF-R3	1'50.245
23	21 V. PEREZ SELFA	Yamaha YZF-R3	1'50.341
24	77 R. BIJMAN	Yamaha YZF-R3	1'50.362
25	53 P. SVOBODA	Yamaha YZF-R3	1'50.498
26	44 C. STANGE	Kawasaki Ninja 400	1'50.529
27	15 A. COPPOLA	Yamaha YZF-R3	1'50.559
28	59 A. ZANCA	Kawasaki Ninja 400	1'50.564
29	52 O. KONIG	Kawasaki Ninja 400	1'50.643
30	7 J. GIMBERT	Kawasaki Ninja 400	1'50.669
31	43 H. KHOURI	Kawasaki Ninja 400	1'50.743
32	73 J. PEREZ GONZALEZ	Kawasaki Ninja 400	1'50.827
33	97 F. PALAZZI	Yamaha YZF-R3	1'50.838
34	23 S. MARKARIAN	Kawasaki Ninja 400	1'50.988
35	81 T. MOLENAAR	KTM RC 390 R	1'51.287
36	93 M. GAGGI	Yamaha YZF-R3	1'51.364
37	4 S. DOORNENBAL	KTM RC 390 R	1'52.044
38	5 T. SMITS	Yamaha YZF-R3	1'52.207
39	14 J. MCMANUS	Kawasaki Ninja 400	1'52.433
40	55 A. FRAPPOLA	Kawasaki Ninja 400	1'52.989
41	18 I. OFFER	Kawasaki Ninja 400	1'53.318
42	22 J. ROMERO	Kawasaki Ninja 400	1'54.412
43	70 M. DUARTE	Yamaha YZF-R3	1'55.564

SPEED

1	99 A. HUERTAS	Kawasaki Ninja 400	198,5
2	17 K. MEUFFELS	Kawasaki Ninja 400	197,8
3	10 U. ORRADRE	Yamaha YZF-R3	195,7
4	1 J. BUIS	Kawasaki Ninja 400	195,3
5	87 T. KAWAKAMI	Yamaha YZF-R3	195,3
6	54 B. SOFUOGLU	Yamaha YZF-R3	194,9
7	80 G. MASTROLUCA	Yamaha YZF-R3	194,9
8	85 K. SABATUCCI	Yamaha YZF-R3	194,6
9	2 A. CARRION	Kawasaki Ninja 400	194,6
10	61 Y. OKAYA	Kawasaki Ninja 400	194,6
11	72 V. STEEMAN	KTM RC 390 R	194,2
12	26 M. GENNAI	Yamaha YZF-R3	194,2
13	7 J. GIMBERT	Kawasaki Ninja 400	193,9
14	58 I. IGLESIAS	Kawasaki Ninja 400	193,9
15	19 V. RODRIGUEZ NUNEZ	Kawasaki Ninja 400	193,5
16	20 D. LOUREIRO	Kawasaki Ninja 400	193,2
17	8 B. IERACI	Yamaha YZF-R3	192,9
18	64 H. DE CANCELLIS	Kawasaki Ninja 400	192,9
19	15 A. COPPOLA	Yamaha YZF-R3	192,5
20	81 T. MOLENAAR	KTM RC 390 R	192,2
21	83 M. KAWAKAMI	Yamaha YZF-R3	191,5
22	23 S. MARKARIAN	Kawasaki Ninja 400	191,2
23	93 M. GAGGI	Yamaha YZF-R3	190,8
24	52 O. KONIG	Kawasaki Ninja 400	190,8
25	59 A. ZANCA	Kawasaki Ninja 400	190,8
26	77 R. BIJMAN	Yamaha YZF-R3	190,5
27	97 F. PALAZZI	Yamaha YZF-R3	190,5
28	43 H. KHOURI	Kawasaki Ninja 400	190,5
29	48 T. BRIANTI	Kawasaki Ninja 400	190,1
30	18 I. OFFER	Kawasaki Ninja 400	189,8
31	5 T. SMITS	Yamaha YZF-R3	189,1
32	73 J. PEREZ GONZALEZ	Kawasaki Ninja 400	189,1
33	11 A. CARRASCO	Kawasaki Ninja 400	188,8
34	46 S. DI SORA	Kawasaki Ninja 400	188,8
35	44 C. STANGE	Kawasaki Ninja 400	188,5
36	69 T. BOOTH-AMOS	Kawasaki Ninja 400	188,5
37	21 V. PEREZ SELFA	Yamaha YZF-R3	188,2
38	14 J. MCMANUS	Kawasaki Ninja 400	187,8
39	4 S. DOORNENBAL	KTM RC 390 R	187,8
40	22 J. ROMERO	Kawasaki Ninja 400	186,9
41	53 P. SVOBODA	Yamaha YZF-R3	184,3
42	55 A. FRAPPOLA	Kawasaki Ninja 400	182,7
43	70 M. DUARTE	Yamaha YZF-R3	182,1

24/07/2021

These data/results cannot be reproduced, stored and/or transmitted in whole or in part by any manner of electronic, mechanical, photocopying, recording, broadcasting or otherwise now known or herein after developed without the previous express consent by the copyright owner, except for reproduction in daily press and regular printed publications on sale to the public within 60 days of the event related to those data/results and always provided that copyright symbol appears together as follows below.

© DORNA WSBK ORGANIZATION Srl 2021



Official Fuel Supplier

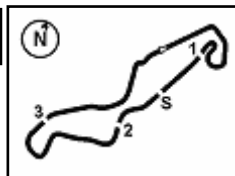


FICR PERUGIA TIMING

Official Tyre Supplier



Official Timekeeper



Prosecco DOC Dutch Round, 23-25 July 2021

Best Sectors & Speed Tissot Superpole

SEG. 1			SEG. 2			SEG. 3			SEG. 4						
1	72	V. STEEMAN	35.129	1	87	T. KAWAKAMI	17.540	1	99	A. HUERTAS	30.096	1	80	G. MASTROLUCA	25.464
2	46	S. DI SORA	35.224	2	1	J. BUIS	17.551	2	69	T. BOOTH-AMOS	30.146	2	10	U. ORRADRE	25.542
3	99	A. HUERTAS	35.244	3	54	B. SOFUOGLU	17.584	3	87	T. KAWAKAMI	30.147	3	17	K. MEUFFELS	25.555
4	69	T. BOOTH-AMOS	35.264	4	10	U. ORRADRE	17.604	4	64	H. DE CANCELLIS	30.164	4	1	J. BUIS	25.580
5	10	U. ORRADRE	35.267	5	99	A. HUERTAS	17.612	5	83	M. KAWAKAMI	30.203	5	8	B. IERACI	25.616
6	19	V. RODRIGUEZ NUNEZ	35.337	6	69	T. BOOTH-AMOS	17.630	6	54	B. SOFUOGLU	30.206	6	72	V. STEEMAN	25.633
7	54	B. SOFUOGLU	35.340	7	17	K. MEUFFELS	17.637	7	80	G. MASTROLUCA	30.212	7	99	A. HUERTAS	25.644
8	44	C. STANGE	35.344	8	72	V. STEEMAN	17.638	8	10	U. ORRADRE	30.213	8	61	Y. OKAYA	25.652
9	1	J. BUIS	35.379	9	19	V. RODRIGUEZ NUNEZ	17.668	9	11	A. CARRASCO	30.222	9	20	D. LOUREIRO	25.679
10	87	T. KAWAKAMI	35.384	10	80	G. MASTROLUCA	17.701	10	61	Y. OKAYA	30.230	10	54	B. SOFUOGLU	25.728
11	58	I. IGLESIAS	35.447	11	58	I. IGLESIAS	17.717	11	1	J. BUIS	30.235	11	69	T. BOOTH-AMOS	25.753
12	11	A. CARRASCO	35.448	12	61	Y. OKAYA	17.723	12	72	V. STEEMAN	30.266	12	64	H. DE CANCELLIS	25.776
13	83	M. KAWAKAMI	35.457	13	83	M. KAWAKAMI	17.723	13	46	S. DI SORA	30.298	13	87	T. KAWAKAMI	25.779
14	8	B. IERACI	35.485	14	8	B. IERACI	17.740	14	53	P. SVOBODA	30.311	14	77	R. BIJMAN	25.835
15	48	T. BRIANTI	35.485	15	59	A. ZANCA	17.756	15	17	K. MEUFFELS	30.333	15	26	M. GENNAI	25.848
16	17	K. MEUFFELS	35.495	16	26	M. GENNAI	17.760	16	93	M. GAGGI	30.356	16	19	V. RODRIGUEZ NUNEZ	25.868
17	64	H. DE CANCELLIS	35.505	17	15	A. COPPOLA	17.787	17	8	B. IERACI	30.368	17	2	A. CARRION	25.896
18	61	Y. OKAYA	35.514	18	85	K. SABATUCCI	17.795	18	19	V. RODRIGUEZ NUNEZ	30.377	18	58	I. IGLESIAS	25.904
19	3	P. SVOBODA	35.515	19	64	H. DE CANCELLIS	17.813	19	85	K. SABATUCCI	30.391	19	15	A. COPPOLA	25.965
20	77	R. BIJMAN	35.544	20	73	J. PEREZ GONZALEZ	17.823	20	97	F. PALAZZI	30.399	20	85	K. SABATUCCI	25.994
21	26	M. GENNAI	35.558	21	20	D. LOUREIRO	17.828	21	44	C. STANGE	30.407	21	44	C. STANGE	25.996
22	2	A. CARRION	35.622	22	77	R. BIJMAN	17.837	22	23	S. MARKARIAN	30.411	22	48	T. BRIANTI	25.998
23	93	M. GAGGI	35.652	23	43	H. KHOURI	17.854	23	48	T. BRIANTI	30.424	23	83	M. KAWAKAMI	26.003
24	20	D. LOUREIRO	35.654	24	44	C. STANGE	17.855	24	26	M. GENNAI	30.424	24	7	J. GIMBERT	26.010
25	21	V. PEREZ SELFA	35.705	25	7	J. GIMBERT	17.864	25	77	R. BIJMAN	30.425	25	43	H. KHOURI	26.017
26	73	J. PEREZ GONZALEZ	35.731	26	97	F. PALAZZI	17.882	26	2	A. CARRION	30.451	26	52	O. KONIG	26.022
27	43	H. KHOURI	35.757	27	93	M. GAGGI	17.904	27	21	V. PEREZ SELFA	30.457	27	5	T. SMITS	26.048
28	80	G. MASTROLUCA	35.778	28	23	S. MARKARIAN	17.909	28	59	A. ZANCA	30.460	28	11	A. CARRASCO	26.058
29	59	A. ZANCA	35.796	29	2	A. CARRION	17.921	29	20	D. LOUREIRO	30.487	29	81	T. MOLENAAR	26.060
30	52	O. KONIG	35.799	30	81	T. MOLENAAR	17.938	30	7	J. GIMBERT	30.505	30	59	A. ZANCA	26.085
31	7	J. GIMBERT	35.816	31	52	O. KONIG	17.955	31	73	J. PEREZ GONZALEZ	30.508	31	93	M. GAGGI	26.096
32	23	S. MARKARIAN	35.878	32	5	T. SMITS	17.956	32	15	A. COPPOLA	30.519	32	46	S. DI SORA	26.107
33	15	A. COPPOLA	35.889	33	11	A. CARRASCO	17.963	33	58	I. IGLESIAS	30.520	33	97	F. PALAZZI	26.123
34	85	K. SABATUCCI	35.919	34	46	S. DI SORA	17.984	34	52	O. KONIG	30.604	34	23	S. MARKARIAN	26.132
35	97	F. PALAZZI	35.998	35	48	T. BRIANTI	18.000	35	43	H. KHOURI	30.622	35	21	V. PEREZ SELFA	26.163
36	4	S. DOORNENBAL	36.034	36	21	V. PEREZ SELFA	18.016	36	81	T. MOLENAAR	30.637	36	73	J. PEREZ GONZALEZ	26.269
37	5	T. SMITS	36.071	37	14	J. MCMANUS	18.108	37	5	T. SMITS	30.751	37	53	P. SVOBODA	26.399
38	55	A. FRAPPOLA	36.185	38	22	J. ROMERO	18.213	38	4	S. DOORNENBAL	30.940	38	14	J. MCMANUS	26.412
39	81	T. MOLENAAR	36.187	39	4	S. DOORNENBAL	18.250	39	55	A. FRAPPOLA	31.020	39	4	S. DOORNENBAL	26.430
40	14	J. MCMANUS	36.351	40	53	P. SVOBODA	18.273	40	14	J. MCMANUS	31.145	40	22	J. ROMERO	26.673
41	18	I. OFFER	36.419	41	55	A. FRAPPOLA	18.353	41	18	I. OFFER	31.199	41	18	I. OFFER	26.757
42	22	J. ROMERO	36.999	42	18	I. OFFER	18.379	42	22	J. ROMERO	31.432	42	55	A. FRAPPOLA	27.168
43	70	M. DUARTE	37.110	43	70	M. DUARTE	18.968	43	70	M. DUARTE	31.705	43	70	M. DUARTE	27.568

24/07/2021

These data/results cannot be reproduced, stored and/or transmitted in whole or in part by any manner of electronic, mechanical, photocopying, recording, broadcasting or otherwise now known or herein after developed without the previous express consent by the copyright owner, except for reproduction in daily press and regular printed publications on sale to the public within 60 days of the event related to those data/results and always provided that copyright symbol appears together as follows below.

© DORNA WSBK ORGANIZATION Srl 2021



Official Fuel Supplier

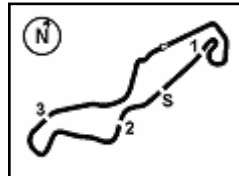


FICR PERUGIA TIMING

Official Tyre Supplier



Official Timekeeper



Prosecco DOC Dutch Round, 23-25 July 2021

Ideal Times Tissot Superpole

TT Circuit Assen 4.542 m
1 / 2

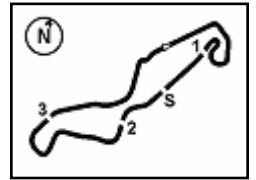
No.	Rider	Nat	Bike	Seg. 1	Seg. 2	Seg. 3	Seg. 4	Ideal Time		
				Diff. 1	Diff. 2	Diff. 3	Diff. 4	Best Lap	Pos.	Diff.
1	99 A. HUERTAS	ESP	Kawasaki Ninja 400	35.244 +0.043	17.612	30.096 +0.120	25.644 +0.265	1'48.596 1'49.024	3	0.428
2	10 U. ORRADRE	ESP	Yamaha YZF-R3	35.267	17.604 +0.054	30.213 +0.360	25.542 +0.535	1'48.626 1'49.575	10	0.949
3	72 V. STEEMAN	NED	KTM RC 390 R	35.129	17.638 +0.079	30.266 +0.022	25.633	1'48.666 1'48.767	1	0.101
4	1 J. BUIS	NED	Kawasaki Ninja 400	35.379 +0.192	17.551	30.235	25.580	1'48.745 1'48.937	2	0.192
5	69 T. BOOTH-AMOS	GBR	Kawasaki Ninja 400	35.264	17.630	30.146 +0.342	25.753	1'48.793 1'49.135	5	0.342
6	87 T. KAWAKAMI	BRA	Yamaha YZF-R3	35.384 +0.067	17.540 +0.199	30.147	25.779	1'48.850 1'49.116	4	0.266
7	54 B. SOFUOGLU	TUR	Yamaha YZF-R3	35.340 +0.163	17.584 +0.219	30.206	25.728 +0.181	1'48.858 1'49.421	8	0.563
8	17 K. MEUFFELS	NED	Kawasaki Ninja 400	35.495 +0.284	17.637 +0.089	30.333 +0.022	25.555 +0.178	1'49.020 1'49.593	11	0.573
9	61 Y. OKAYA	JPN	Kawasaki Ninja 400	35.514 +0.009	17.723 +0.182	30.230	25.652 +0.108	1'49.119 1'49.418	7	0.299
10	80 G. MASTROLUCA	ITA	Yamaha YZF-R3	35.778 +0.257	17.701	30.212 +0.369	25.464	1'49.155 1'49.781	14	0.626
11	8 B. IERACI	ITA	Yamaha YZF-R3	35.485 +0.225	17.740	30.368 +0.227	25.616 +0.391	1'49.209 1'50.052	18	0.843
12	19 V. RODRIGUEZ NUNEZ	ESP	Kawasaki Ninja 400	35.337	17.668	30.377 +0.014	25.868	1'49.250 1'49.264	6	0.014
13	64 H. DE CANCELLIS	FRA	Kawasaki Ninja 400	35.505 +0.151	17.813 +0.164	30.164	25.776	1'49.258 1'49.573	9	0.315
14	83 M. KAWAKAMI	BRA	Yamaha YZF-R3	35.457 +0.005	17.723 +0.236	30.203 +0.053	26.003	1'49.386 1'49.680	12	0.294
15	58 I. IGLESIAS	ESP	Kawasaki Ninja 400	35.447	17.717	30.520 +0.226	25.904 +0.393	1'49.588 1'50.207	19	0.619
16	26 M. GENNAI	ITA	Yamaha YZF-R3	35.558 +0.213	17.760	30.424	25.848 +0.140	1'49.590 1'49.943	16	0.353
17	44 C. STANGE	GER	Kawasaki Ninja 400	35.344 +0.166	17.855 +0.478	30.407 +0.188	25.996 +0.095	1'49.602 1'50.529	26	0.927
18	46 S. DI SORA	FRA	Kawasaki Ninja 400	35.224	17.984	30.298 +0.018	26.107 +0.198	1'49.613 1'49.829	15	0.216
19	77 R. BIJMAN	NED	Yamaha YZF-R3	35.544 +0.417	17.837 +0.103	30.425 +0.201	25.835	1'49.641 1'50.362	24	0.721
20	20 D. LOUREIRO	RSA	Kawasaki Ninja 400	35.654 +0.049	17.828 +0.065	30.487 +0.274	25.679	1'49.648 1'50.036	17	0.388
21	11 A. CARRASCO	ESP	Kawasaki Ninja 400	35.448	17.963	30.222	26.058 +0.042	1'49.691 1'49.733	13	0.042
22	2 A. CARRION	ESP	Kawasaki Ninja 400	35.622 +0.126	17.921 +0.144	30.451	25.896 +0.047	1'49.890 1'50.207	20	0.317
23	48 T. BRIANTI	ITA	Kawasaki Ninja 400	35.485 +0.281	18.000 +0.050	30.424	25.998 +0.003	1'49.907 1'50.241	21	0.334
24	93 M. GAGGI	ITA	Yamaha YZF-R3	35.652 +0.424	17.904 +0.096	30.356	26.096 +0.836	1'50.008 1'51.364	36	1.356
25	59 A. ZANCA	ITA	Kawasaki Ninja 400	35.796	17.756 +0.102	30.460	26.085 +0.365	1'50.097 1'50.564	28	0.467
26	85 K. SABATUCCI	ITA	Yamaha YZF-R3	35.919	17.795 +0.067	30.391 +0.079	25.994	1'50.099 1'50.245	22	0.146
27	15 A. COPPOLA	ITA	Yamaha YZF-R3	35.889	17.787 +0.232	30.519	25.965 +0.167	1'50.160 1'50.559	27	0.399
28	7 J. GIMBERT	FRA	Kawasaki Ninja 400	35.816	17.864 +0.246	30.505 +0.054	26.010 +0.174	1'50.195 1'50.669	30	0.474
29	43 H. KHOURI	AUS	Kawasaki Ninja 400	35.757 +0.243	17.854	30.622 +0.179	26.017 +0.071	1'50.250 1'50.743	31	0.493
30	23 S. MARKARIAN	FRA	Kawasaki Ninja 400	35.878	17.909 +0.342	30.411 +0.140	26.132 +0.176	1'50.330 1'50.988	34	0.658
31	73 J. PEREZ GONZALEZ	ESP	Kawasaki Ninja 400	35.731 +0.297	17.823	30.508 +0.199	26.269	1'50.331 1'50.827	32	0.496
32	21 V. PEREZ SELFA	ESP	Yamaha YZF-R3	35.705	18.016	30.457	26.163	1'50.341 1'50.341	23	
33	52 O. KONIG	CZE	Kawasaki Ninja 400	35.799 +0.120	17.955 +0.143	30.604	26.022	1'50.380 1'50.643	29	0.263

24/07/2021

These data/results cannot be reproduced, stored and/or transmitted in whole or in part by any manner of electronic, mechanical, photocopying, recording, broadcasting or otherwise now known or herein after developed without the previous express consent by the copyright owner, except for reproduction in daily press and regular printed publications on sale to the public within 60 days of the event related to those data/results and always provided that copyright symbol appears together as follows below.

© DORNA WSBK ORGANIZATION Srl 2021





Prosecco DOC Dutch Round, 23-25 July 2021

Ideal Times Tissot Superspole

TT Circuit Assen 4.542 m
2 / 2

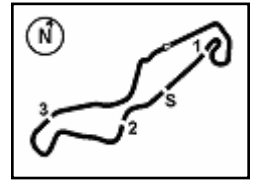
No. Rider	Nat	Bike	Seg. 1	Seg. 2	Seg. 3	Seg. 4	Ideal Time			
			Diff. 1	Diff. 2	Diff. 3	Diff. 4	Best Lap	Pos.	Diff.	
34	97 F. PALAZZI	ITA	Yamaha YZF-R3	35.998 +0.045	17.882	30.399	26.123 +0.391	1'50.402 1'50.838	33	0.436
35	53 P. SVOBODA	CZE	Yamaha YZF-R3	35.515	18.273	30.311	26.399	1'50.498 1'50.498	25	
36	81 T. MOLENAAR	NED	KTM RC 390 R	36.187	17.938	30.637	26.060 +0.465	1'50.822 1'51.287	35	0.465
37	5 T. SMITS	NED	Yamaha YZF-R3	36.071 +0.331	17.956 +0.394	30.751 +0.057	26.048 +0.599	1'50.826 1'52.207	38	1.381
38	4 S. DOORNENBAL	NED	KTM RC 390 R	36.034	18.250 +0.174	30.940	26.430 +0.216	1'51.654 1'52.044	37	0.390
39	14 J. MCMANUS	IRL	Kawasaki Ninja 400	36.351 +0.023	18.108	31.145 +0.136	26.412 +0.258	1'52.016 1'52.433	39	0.417
40	55 A. FRAPPOLA	ITA	Kawasaki Ninja 400	36.185	18.353 +0.208	31.020	27.168 +0.055	1'52.726 1'52.989	40	0.263
41	18 I. OFFER	GBR	Kawasaki Ninja 400	36.419	18.379 +0.137	31.199 +0.285	26.757 +0.142	1'52.754 1'53.318	41	0.564
42	22 J. ROMERO	ARG	Kawasaki Ninja 400	36.999 +0.240	18.213	31.432 +0.855	26.673	1'53.317 1'54.412	42	1.095
43	70 M. DUARTE	POR	Yamaha YZF-R3	37.110	18.968 +0.002	31.705 +0.211	27.568	1'55.351 1'55.564	43	0.213
Overall Ideal Time				35.129	17.540	30.096	25.464	1'48.229		

24/07/2021

These data/results cannot be reproduced, stored and/or transmitted in whole or in part by any manner of electronic, mechanical, photocopying, recording, broadcasting or otherwise now known or herein after developed without the previous express consent by the copyright owner, except for reproduction in daily press and regular printed publications on sale to the public within 60 days of the event related to those data/results and always provided that copyright symbol appears together as follows below.

© DORNA WSBK ORGANIZATION Srl 2021





Prosecco DOC Dutch Round, 23-25 July 2021

Chronological Analysis Tissot Superpole

TT Circuit Assen 4.542 m

1 / 5

1° 72 V. STEEMAN (1'48.767)							
Lap	Seg.1	Seg.2	Seg.3	Seg.4	Lap Time	km/h	Local Time
1		18.589	49.572	29.580		183,4	9:47'39.513
2	35.762	18.142	30.337	25.990	1'50.231	185,9	9:49'29.744
3	38.937	17.966	30.462	26.609	1'53.974	189,8	9:51'23.718
4	35.275	17.638	30.573	26.135	1'49.621	193,2	9:53'13.339
5	42.414	17.904	30.585	25.706	1'56.609	193,2	9:55'09.948
6	35.129	17.717	30.288	25.633	1'48.767	194,2	9:56'58.715
7	35.777	17.930	34.137	26.493	1'54.337C	184,6	9:58'53.052
8	35.590	17.975	41.660	32.860	2'08.085	190,5	10:01'01.137
9	35.224	17.799	30.379	25.814	1'49.216	187,5	10:02'50.353
10	35.325	17.695	30.935	25.834	1'49.789	192,9	10:04'40.142
11	35.441	17.988	30.266	25.914	1'49.609	189,5	10:06'29.751

2° 1 J. BUIS (1'48.937)							
Lap	Seg.1	Seg.2	Seg.3	Seg.4	Lap Time	km/h	Local Time
1		18.464	31.029	26.401		183,7	9:47'49.296
2	36.326	17.965	30.369	26.066	1'50.726	189,8	9:49'40.022
3	35.800	18.081	30.303	25.774	1'49.958C	187,8	9:51'29.980
4	35.379	17.700	30.325	25.558	1'48.962C	192,9	9:53'18.942
5	36.009	18.023	30.873	25.738	1'50.643	191,8	9:55'09.585
6	35.571	17.551	30.235	25.580	1'48.937	195,3	9:56'58.522
7	35.486	17.662	30.543	26.331	1'50.022	193,9	9:58'48.544
8	47.718	18.065	32.705	30.699	2'09.187	189,1	10:00'57.731
9	35.770	17.856	30.401	26.658	1'50.685	188,8	10:02'48.416
10	36.745	18.009	30.771	25.844	1'51.369	188,2	10:04'39.785
11	35.864	17.817	35.879	27.394	1'56.954	193,2	10:06'36.739

3° 99 A. HUERTAS (1'49.024)							
Lap	Seg.1	Seg.2	Seg.3	Seg.4	Lap Time	km/h	Local Time
1		18.408	31.196	26.750		184,6	9:47'45.775
2	36.095	18.074	30.611	26.672	1'51.452	185,9	9:49'37.227
3	35.378	17.978	30.523	27.382	1'51.261	186,2	9:51'28.488
4	35.483	17.897	30.408	25.745	1'49.533	188,8	9:53'18.021
5	35.349	17.803	30.328	25.644	1'49.124	191,2	9:55'07.145
6	35.244	17.815	30.476	25.816	1'49.351	193,2	9:56'56.496
7	35.357	17.936	36.270	26.123	1'55.686	187,8	9:58'52.182
8	36.137	17.734	39.373	30.272	2'03.516	189,1	10:00'55.698
9	35.400	17.875	30.096	27.440	1'50.811	188,2	10:02'46.509
10	35.287	17.612	30.216	25.909	1'49.024	191,2	10:04'35.533
11	41.826	17.681	31.478	54.882	2'25.867P	198,5	10:07'01.400

4° 87 T. KAWAKAMI (1'49.116)							
Lap	Seg.1	Seg.2	Seg.3	Seg.4	Lap Time	km/h	Local Time
1		19.959	49.853	26.859		180,0	9:47'27.993
2	36.126	18.157	30.819	26.983	1'52.085	184,6	9:49'20.078
3	41.254	21.921	34.227	26.471	2'03.873	167,7	9:51'23.951
4	35.384	17.540	30.402	26.419	1'49.745	193,2	9:53'13.696
5	43.305	18.081	30.410	25.859	1'57.655	189,1	9:55'11.351
6	35.451	17.739	30.147	25.779	1'49.116	190,5	9:57'00.467
7	35.502	17.847	30.367	26.119	1'49.835	191,5	9:58'50.302
8	46.278	18.270	32.545	30.586	2'07.679C	181,2	10:00'57.981
9	35.696	17.878	30.346	26.753	1'50.673	190,8	10:02'48.654
10	36.425	19.689	30.701	26.304	1'53.119	177,6	10:04'41.773
11	35.411	17.564	30.286	26.152	1'49.413	195,3	10:06'31.186

5° 69 T. BOOTH-AMOS (1'49.135)							
Lap	Seg.1	Seg.2	Seg.3	Seg.4	Lap Time	km/h	Local Time
1		19.799	49.508	27.236		179,4	9:47'27.421
2	36.188	18.269	31.329	35.355	2'01.141P	183,1	9:49'28.562
3	2'31.780	17.853	30.437	26.280	3'46.350P	188,2	9:53'14.912
4	35.505	17.831	30.146	26.275	1'49.757	186,2	9:55'04.669

5	35.498	18.039	30.391	26.228	1'50.156	184,3	9:56'54.825
6	39.651	18.148	30.578	26.267	1'54.644	184,9	9:58'49.469
7	35.454	18.009	38.214	33.294	2'04.971	183,7	10:00'54.440
8	35.264	17.630	30.488	25.753	1'49.135	188,5	10:02'43.575
9	37.829	17.692	30.577	26.139	1'52.237	188,5	10:04'35.812
10	35.497	18.069	30.595	26.420	1'50.581	183,4	10:06'26.393

6° 19 V. RODRIGUEZ NUNEZ (1'49.264)							
Lap	Seg.1	Seg.2	Seg.3	Seg.4	Lap Time	km/h	Local Time
1		19.721	40.922	35.281		182,4	9:47'28.487
2	36.062	18.255	30.545	27.660	1'52.522	190,5	9:49'21.009
3	36.022	18.692	37.035	28.797	2'00.546	184,3	9:51'21.555
4	44.401	18.137	30.652	25.808	1'58.998C	185,9	9:53'20.553
5	35.908	17.986	30.583	26.145	1'50.622	189,5	9:55'11.175
6	35.337	17.668	30.391	25.868	1'49.264	193,5	9:57'00.439
7	35.864	18.114	30.625	26.070	1'50.673	188,5	9:58'51.112
8	36.774	18.229	39.720	29.217	2'03.940C	188,2	10:00'55.052
9	35.510	18.010	30.377	26.516	1'50.413	185,9	10:02'45.465
10	35.502	17.798	30.782	26.433	1'50.515	190,5	10:04'35.980
11	35.940	17.827	30.551	26.275	1'50.593	189,5	10:06'26.573

7° 61 Y. OKAYA (1'49.418)							
Lap	Seg.1	Seg.2	Seg.3	Seg.4	Lap Time	km/h	Local Time
1		18.536	31.041	26.464		182,7	9:47'47.145
2	35.928	18.043	30.435	26.072	1'50.478	189,1	9:49'37.623
3	35.525	17.771	30.357	25.882	1'49.535	190,5	9:51'27.158
4	35.902	18.209	30.866	26.308	1'51.285	185,6	9:53'18.443
5	35.523	17.905	30.230	25.760	1'49.418	193,2	9:55'07.861
6	35.788	18.001	30.688	25.882	1'50.359	191,8	9:56'58.220
7	35.514	17.771	30.621	26.811	1'50.717	194,6	9:58'48.937
8	43.283	18.065	32.174	28.860	2'02.382	186,2	10:00'51.319
9	43.614	17.925	30.622	25.709	1'57.870	194,2	10:02'49.189
10	35.970	17.781	30.421	25.652	1'49.824	192,5	10:04'39.013
11	36.144	17.723	30.272	25.687	1'49.826	192,5	10:06'28.839

8° 54 B. SOFUOGLU (1'49.421)							
Lap	Seg.1	Seg.2	Seg.3	Seg.4	Lap Time	km/h	Local Time
1		18.780	51.914	29.562		181,2	9:47'37.502
2	36.535	18.244	30.555	26.415	1'51.749	178,5	9:49'29.251
3	35.999	18.001	30.338	26.401	1'50.739	184,9	9:51'19.990
4	35.941	18.320	35.108	26.747	1'56.116	182,1	9:53'16.106
5	35.503	17.803	30.206	25.909	1'49.421	194,9	9:55'05.527
6	35.444	18.135	30.252	26.217	1'50.048	186,2	9:56'55.575
7	35.691	18.153	34.733	26.256	1'54.833	185,9	9:58'50.408
8	35.591	18.032	37.927	31.491	2'03.041	186,5	10:00'51.449
9	35.340	17.916	30.649	26.030	1'49.935	185,2	10:02'43.384
10	36.216	18.717	34.391	26.133	1'55.457	180,0	10:04'38.841
11	35.652	17.584	30.943	25.728	1'49.907	194,2	10:06'28.748

9° 64 H. DE CANCELLIS (1'49.573)							
Lap	Seg.1	Seg.2	Seg.3	Seg.4	Lap Time	km/h	Local Time
1		19.162	32.086	27.205		181,2	9:46'57.879
2	37.002	18.571	31.161	36.157	2'02.891P	187,5	9:49'00.770
3	3'02.154	25.009	30.929	26.946	4'25.038P	133,3	9:53'25.808
4	35.898	18.301	30.318	26.096	1'50.613	181,5	9:55'16.421
5	35.795	18.296	30.736	26.288	1'51.115	185,6	9:57'07.536
6	35.541	18.191	30.532	26.256	1'50.520	183,7	9:58'58.056
7	38.485	18.341	32.824	31.585	2'01.235	183,1	10:00'59.291
8	35.505	17.813	30.481	25.872	1'49.671	192,9	10:02'48.962
9	35.656	17.977	30.164	25.776	1'49.573	190,5	10:04'38.535
10	36.251	18.010	31.251	25.944	1'51.456	189,5	10:06'29.991

24/07/2021

P = Pits In/Out - C = Lap Time Cancelled

These data/results cannot be reproduced, stored and/or transmitted in whole or in part by any manner of electronic, mechanical, photocopying, recording, broadcasting or otherwise now known or herein after developed without the previous express consent by the copyright owner, except for reproduction in daily press and regular printed publications on sale to the public within 60 days of the event related to those data/results and always provided that copyright symbol appears together as follows below.

© DORNA WSBK ORGANIZATION Srl 2021



Official Fuel Supplier

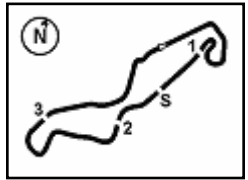


FKR PERGOIA TIMING

Official Tyre Supplier



Official Timekeeper



Prosecco DOC Dutch Round, 23-25 July 2021

Chronological Analysis Tisot Superpole

TT Circuit Assen 4.542 m

2 / 5

10° 10 U. ORRADRE (1'49.575)							
Lap	Seg.1	Seg.2	Seg.3	Seg.4	Lap Time	Local Time	
1		19.651	56.221	33.918	183,1	9:47'41.270	
2	35.947	18.150	30.689	26.199	1'50.985	186,9	9:49'32.255
3	35.671	18.063	30.251	27.010	1'50.995	186,2	9:51'23.250
4	35.521	17.649	30.675	26.576	1'50.421	191,8	9:53'13.671
5	43.205	17.969	30.213	25.933	1'57.320	187,5	9:55'10.991
6	35.267	17.658	30.573	26.077	1'49.575	195,7	9:57'00.566
7	35.802	17.775	30.288	26.333	1'50.198	194,6	9:58'50.764
8	35.477	18.015	38.046	36.692	2'08.230	189,8	10:00'58.994
9	35.535	17.604	30.361	26.215	1'49.715	193,2	10:02'48.709
10	36.107	17.916	30.299	25.542	1'49.864	192,9	10:04'38.573
11	35.697	17.636	30.736	38.806	2'02.875	194,9	10:06'41.448

5	2'40.313	19.820	31.178	25.962	3'57.273P	177,3	9:56'57.753
6	35.778	17.790	30.685	26.404	1'50.657	191,2	9:58'48.410
7	36.667	17.996	39.097	29.604	2'03.364	186,5	10:00'51.774
8	36.138	18.307	36.795	26.541	1'57.781C	185,9	10:02'49.555
9	36.035	17.701	30.581	25.464	1'49.781	194,9	10:04'39.336
10	36.106	17.735	30.212	25.729	1'49.782	194,2	10:06'29.118

11° 17 K. MEUFFELS (1'49.593)							
Lap	Seg.1	Seg.2	Seg.3	Seg.4	Lap Time	Local Time	
1		18.417	31.132	26.717	183,7	9:47'45.585	
2	36.183	18.037	30.621	26.183	1'51.024	186,5	9:49'36.609
3	36.201	17.947	30.487	27.590	1'52.225	190,1	9:51'28.834
4	35.849	17.984	30.628	25.860	1'50.321	187,8	9:53'19.155
5	35.912	17.637	30.561	25.555	1'49.665	193,9	9:55'08.820
6	35.965	17.639	30.446	25.679	1'49.729	197,8	9:56'58.549
7	36.044	17.675	30.333	25.913	1'49.965	192,9	9:58'48.514
8	35.849	19.493	39.180	32.597	2'07.119	157,0	10:00'55.633
9	35.779	17.726	30.355	25.733	1'49.593	192,2	10:02'45.226
10	35.495	17.824	30.552	25.765	1'49.636	193,5	10:04'34.862
11	40.605	18.224	31.118	25.813	1'55.760	186,5	10:06'30.622

15° 46 S. DI SORA (1'49.829)							
Lap	Seg.1	Seg.2	Seg.3	Seg.4	Lap Time	Local Time	
1		18.946	31.580	27.368	179,1	9:46'54.868	
2	35.921	18.408	30.688	26.741	1'51.758	180,9	9:48'46.626
3	44.419	18.602	30.961	28.304	2'02.286	181,8	9:50'48.912
4	35.636	19.214	32.030	34.971	2'01.851P	182,1	9:52'50.763
5	2'32.533	19.242	31.152	26.845	3'49.772P	173,6	9:56'40.535
6	35.501	18.103	30.298	26.372	1'50.274	184,6	9:58'30.809
7	35.774	18.160	30.439	26.107	1'50.480	188,8	10:00'21.289
8	35.779	18.355	30.496	28.082	1'52.712	180,9	10:02'14.001
9	35.224	17.984	30.316	26.305	1'49.829	188,2	10:04'03.830
10	41.631	20.190	32.998	28.301	2'03.120	169,5	10:06'06.950

12° 83 M. KAWAKAMI (1'49.680)							
Lap	Seg.1	Seg.2	Seg.3	Seg.4	Lap Time	Local Time	
1		20.709	50.911	27.201	165,1	9:47'29.667	
2	35.810	18.273	30.207	26.449	1'50.739	183,7	9:49'20.406
3	36.488	18.874	37.590	30.810	2'03.762	179,1	9:51'24.168
4	35.457	18.180	30.357	26.533	1'50.527	185,2	9:53'14.695
5	35.608	18.015	30.203	26.175	1'50.001	184,9	9:55'04.696
6	43.880	18.424	30.898	27.307	2'00.509	182,7	9:57'05.205
7	35.787	17.958	30.718	26.309	1'50.772	191,5	9:58'55.977
8	35.655	18.065	33.567	36.373	2'03.660	186,2	10:00'59.637
9	35.462	17.959	30.256	26.003	1'49.680	191,2	10:02'49.317
10	35.993	18.179	30.980	26.547	1'51.699	187,8	10:04'41.016
11	35.741	17.723	30.373	26.408	1'50.245	190,8	10:06'31.261

16° 26 M. GENNAI (1'49.943)							
Lap	Seg.1	Seg.2	Seg.3	Seg.4	Lap Time	Local Time	
1		23.016	51.354	29.297	146,1	9:47'31.771	
2	40.574	18.380	32.016	27.097	1'58.067	187,2	9:49'29.838
3	36.270	18.104	30.626	26.685	1'51.685	188,8	9:51'21.523
4	35.777	18.170	30.691	26.949	1'51.587	188,2	9:53'13.110
5	40.039	18.076	30.467	25.848	1'54.430	190,5	9:55'07.540
6	36.409	17.837	31.101	26.287	1'51.634	192,9	9:56'59.174
7	35.813	17.995	32.376	25.965	1'52.149	189,8	9:58'51.323
8	36.254	18.182	35.902	29.885	2'00.223	184,3	10:00'51.546
9	36.138	18.358	31.085	30.274	1'55.855	183,7	10:02'47.401
10	35.558	18.052	30.529	25.927	1'50.066	194,2	10:04'37.467
11	35.771	17.760	30.424	25.988	1'49.943	191,2	10:06'27.410

13° 11 A. CARRASCO (1'49.733)							
Lap	Seg.1	Seg.2	Seg.3	Seg.4	Lap Time	Local Time	
1		18.995	31.831	26.709	187,2	9:46'58.333	
2	36.791	18.593	41.301	31.758	2'08.443	188,2	9:49'06.776
3	35.947	18.169	30.448	26.058	1'50.622	185,2	9:50'57.398
4	38.964	18.099	30.388	27.296	1'54.747	186,9	9:52'52.145
5	35.750	18.095	30.281	26.310	1'50.436	185,9	9:54'42.581
6	40.827	19.525	30.909	27.062	1'58.323	174,8	9:56'40.904
7	35.448	17.963	30.222	26.100	1'49.733	188,8	9:58'30.637
8	35.794	18.178	30.430	26.785	1'51.187	185,2	10:00'21.824
9	35.722	18.095	30.510	26.903	1'51.230	186,5	10:02'13.054
10	35.994	18.426	30.451	26.705	1'51.576	185,2	10:04'04.630
11	35.653	18.150	30.411	26.182	1'50.396	185,2	10:05'55.026

17° 20 D. LOUREIRO (1'50.036)							
Lap	Seg.1	Seg.2	Seg.3	Seg.4	Lap Time	Local Time	
1		18.846	31.576	27.064	184,6	9:46'58.962	
2	36.594	18.404	41.402	31.950	2'08.350	187,2	9:49'07.312
3	36.064	18.489	30.487	25.969	1'51.009	182,1	9:50'58.321
4	36.200	17.995	31.373	38.653	2'04.221P	184,9	9:53'02.542
5	52.812	17.890	31.342	25.898	2'07.942P	193,2	9:55'10.484
6	35.654	17.885	30.975	26.109	1'50.623	189,8	9:57'01.107
7	35.703	17.893	30.761	25.679	1'50.036	187,5	9:58'51.143
8	37.956	18.366	33.318	35.505	2'05.145C	185,6	10:00'56.288
9	36.056	18.043	30.805	26.768	1'51.672	191,5	10:02'47.960
10	36.165	17.828	31.840	26.152	1'51.985	189,1	10:04'39.945
11	35.965	17.879	30.948	26.712	1'51.504	192,2	10:06'31.449

14° 80 G. MASTROLUCA (1'49.781)							
Lap	Seg.1	Seg.2	Seg.3	Seg.4	Lap Time	Local Time	
1		19.271	32.913	26.469	183,1	9:47'00.308	
2	36.187	18.155	39.327	33.730	2'07.399	185,2	9:49'07.707
3	35.920	18.112	30.380	26.271	1'50.683	187,8	9:50'58.390
4	35.878	18.171	30.977	37.064	2'02.090P	183,1	9:53'00.480

18° 8 B. IERACI (1'50.052)							
Lap	Seg.1	Seg.2	Seg.3	Seg.4	Lap Time	Local Time	
1		22.643	56.014	28.800	147,7	9:47'35.414	
2	36.095	18.405	34.776	26.220	1'55.496	182,4	9:49'30.910
3	35.702	17.841	30.485	26.187	1'50.215	188,5	9:51'21.125
4	35.861	18.178	34.623	26.647	1'55.309	182,4	9:53'16.434
5	35.710	17.740	30.595	26.007	1'50.052	188,8	9:55'06.486
6	35.485	18.204	30.368	26.154	1'50.211	192,9	9:56'56.697
7	35.817	17.940	36.729	26.502	1'56.988	186,5	9:58'53.685
8	35.633	17.814	35.335	28.773	1'57.555	190,1	10:00'51.240
9	41.765	18.178	30.447	26.353	1'56.743	182,4	10:02'47.983
10	35.891	18.095	30.459	25.616	1'50.061	185,6	10:04'38.044

24/07/2021

P = Pits In/Out - C = Lap Time Cancelled

These data/results cannot be reproduced, stored and/or transmitted in whole or in part by any manner of electronic, mechanical, photocopying, recording, broadcasting or otherwise now known or herein after developed without the previous express consent by the copyright owner, except for reproduction in daily press and regular printed publications on sale to the public within 60 days of the event related to those data/results and always provided that copyright symbol appears together as follows below.

© DORNA WSBK ORGANIZATION Srl 2021



Official Fuel Supplier

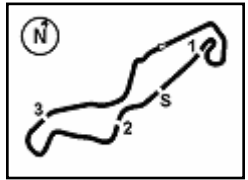


FKR PERGOIA TIMING

Official Tyre Supplier



Official Timekeeper



Prosecco DOC Dutch Round, 23-25 July 2021

Chronological Analysis Tissot Superpole

TT Circuit Assen 4.542 m

3 / 5

19° 58 I. IGLESIAS (1'50.207)							
Lap	Seg.1	Seg.2	Seg.3	Seg.4	Lap Time	km/h	Local Time
1		19.793	51.309	30.857	178,8	9:47'34.127	
2	36.124	18.541	34.845	26.943	1'56.453	185,6	9:49'30.580
3	35.714	17.890	30.601	26.617	1'50.822C	191,2	9:51'21.402
4	37.763	17.916	30.549	26.278	1'52.506	192,5	9:53'13.908
5	35.734	18.431	31.161	26.466	1'51.792	180,0	9:55'05.700
6	35.638	18.080	30.520	26.273	1'50.511	187,8	9:56'56.211
7	35.777	17.992	33.790	26.922	1'54.481	189,8	9:58'50.692
8	35.762	17.961	33.022	42.954	2'09.699	187,5	10:01'00.391
9	35.522	17.941	30.961	25.904	1'50.328	188,2	10:02'50.719
10	35.447	17.717	30.746	26.297	1'50.207	193,2	10:04'40.926
11	36.047	17.747	30.554	26.132	1'50.480	193,9	10:06'31.406

1					24.918	47.776	30.939	136,4	9:47'29.578
2	36.742	18.543	31.281	27.986	1'54.552	182,1	9:49'24.130		
3	40.748	19.000	30.534	27.625	1'57.907	175,0	9:51'22.037		
4	36.157	18.077	30.789	26.706	1'51.729	187,8	9:53'13.766		
5	37.695	18.078	31.049	26.038	1'52.860	190,5	9:55'06.626		
6	35.961	17.940	30.626	25.835	1'50.362	189,5	9:56'56.988		
7	35.822	17.881	32.140	26.883	1'52.726	186,5	9:58'49.714		
8	35.873	18.163	37.902	32.013	2'03.951	185,2	10:00'53.665		
9	35.544	18.051	30.711	26.408	1'50.714	185,2	10:02'44.379		
10	35.869	18.238	31.567	26.061	1'51.735C	187,8	10:04'36.114		
11	36.431	17.837	30.425	25.883	1'50.576	189,5	10:06'26.690		

20° 2 A. CARRION (1'50.207)							
Lap	Seg.1	Seg.2	Seg.3	Seg.4	Lap Time	km/h	Local Time
1		18.522	31.325	26.917	183,7	9:47'46.493	
2	36.308	18.483	30.634	26.128	1'51.553	184,3	9:49'38.046
3	35.966	18.212	30.653	26.515	1'51.346	185,6	9:51'29.392
4	35.748	18.065	30.451	25.943	1'50.207	185,9	9:53'19.599
5	35.847	18.005	30.701	25.980	1'50.533	194,6	9:55'10.132
6	35.926	18.804	31.033	25.896	1'51.659	186,2	9:57'01.791
7	35.802	18.206	30.656	26.216	1'50.880	185,9	9:58'52.671
8	36.308	18.169	38.897	30.338	2'03.712	189,1	10:00'56.383
9	35.797	18.359	31.034	26.367	1'51.557	191,2	10:02'47.940
10	35.622	18.207	30.586	25.936	1'50.351	187,5	10:04'38.291
11	36.083	17.921	30.802	26.452	1'51.258	193,5	10:06'29.549

25° 53 P. SVOBODA (1'50.498)							
Lap	Seg.1	Seg.2	Seg.3	Seg.4	Lap Time	km/h	Local Time
1		18.810	31.260	27.193	180,3	9:47'51.863	
2	36.280	18.540	30.851	26.794	1'52.465	180,3	9:49'44.328
3	36.123	18.434	30.551	36.532	2'01.640P	179,7	9:51'45.968
4	1'24.391	21.271	34.882	27.227	2'47.771P	160,0	9:54'33.739
5	36.454	24.546	36.749	27.962	2'05.711	137,8	9:56'39.450
6	36.282	19.021	30.563	26.504	1'52.370	170,9	9:58'31.820
7	36.103	18.418	30.472	26.652	1'51.645	181,8	10:00'23.465
8	35.790	18.421	30.388	26.723	1'51.322	180,9	10:02'14.787
9	35.515	18.273	30.311	26.399	1'50.498	184,3	10:04'05.285
10	35.744	18.303	30.382	26.518	1'50.947	183,4	10:05'56.232

21° 48 T. BRIANTI (1'50.241)							
Lap	Seg.1	Seg.2	Seg.3	Seg.4	Lap Time	km/h	Local Time
1		19.656	55.697	30.043	171,7	9:47'40.829	
2	36.110	18.439	30.843	26.167	1'51.559	182,4	9:49'32.388
3	35.766	18.050	30.424	26.001	1'50.241	186,9	9:51'22.629
4	44.191	18.398	30.811	26.454	1'59.854	183,4	9:53'22.483
5	35.633	18.163	30.774	26.217	1'50.787	186,5	9:55'13.270
6	35.665	18.000	30.896	26.770	1'51.331	190,1	9:57'04.601
7	36.249	18.103	30.863	26.009	1'51.224	187,8	9:58'55.825
8	35.643	18.090	32.373	40.217	2'06.323	186,2	10:01'02.148
9	35.485	18.281	30.598	25.998	1'50.362	183,7	10:02'52.510
10	35.719	18.249	30.565	26.354	1'50.887	183,4	10:04'43.397
11	35.619	18.088	31.530	28.408	1'53.645	184,9	10:06'37.042

26° 44 C. STANGE (1'50.529)							
Lap	Seg.1	Seg.2	Seg.3	Seg.4	Lap Time	km/h	Local Time
1		18.373	30.932	26.619	185,9	9:47'49.710	
2	36.279	18.261	30.801	26.684	1'52.025	182,7	9:49'41.735
3	36.050	18.490	30.805	26.650	1'51.995	179,4	9:51'33.730
4	35.960	18.591	30.752	26.828	1'52.131	182,4	9:53'25.861
5	35.879	18.316	30.420	25.996	1'50.611	180,9	9:55'16.472
6	35.795	18.266	30.735	26.337	1'51.133	188,5	9:57'07.605
7	35.510	18.333	30.595	26.091	1'50.529	183,1	9:58'58.134
8	35.621	17.997	32.188	30.004	1'55.810	185,6	10:00'53.944
9	35.344	17.855	30.407	26.449	1'50.055C	186,9	10:02'43.999

22° 85 K. SABATUCCI (1'50.245)							
Lap	Seg.1	Seg.2	Seg.3	Seg.4	Lap Time	km/h	Local Time
1		23.601	51.522	45.135	130,8	9:47'48.689	
2	44.251	18.867	31.726	39.352	2'14.196P	181,2	9:50'02.885
3	3'50.377	18.106	30.551	26.119	5'05.153P	189,5	9:55'08.038
4	36.356	17.876	31.162	26.537	1'51.931	192,5	9:56'59.969
5	36.139	17.952	30.656	26.256	1'51.003	194,6	9:58'50.972
6	36.568	18.360	38.031	33.961	2'06.920	185,2	10:00'57.892
7	36.144	17.795	30.391	26.734	1'51.064	191,2	10:02'48.956
8	36.444	17.856	31.160	26.287	1'51.747	190,5	10:04'40.703
9	35.919	17.862	30.470	25.994	1'50.245	189,1	10:06'30.948

27° 15 A. COPPOLA (1'50.559)							
Lap	Seg.1	Seg.2	Seg.3	Seg.4	Lap Time	km/h	Local Time
1		19.192	31.885	26.890	180,9	9:46'59.292	
2	36.405	18.254	31.526	27.843	1'54.028	188,5	9:48'53.320
3	37.574	18.960	30.965	28.908	1'56.407	174,8	9:50'49.727
4	35.990	18.354	31.515	38.002	2'03.861P	182,7	9:52'53.588
5	35.453	18.144	30.626	26.687	2'13.910P	184,9	9:55'07.498
6	35.994	18.168	34.069	26.178	1'54.409	188,8	9:57'01.907
7	35.974	17.941	30.724	25.965	1'50.604	186,2	9:58'52.511
8	36.306	17.787	36.552	32.583	2'03.228	192,5	10:00'55.739
9	35.889	18.019	30.519	26.132	1'50.559	185,2	10:02'46.298
10	36.307	18.100	30.531	26.351	1'51.289	190,1	10:04'37.587
11	36.512	17.865	37.441	27.638	1'59.456	188,2	10:06'37.043

23° 21 V. PEREZ SELFA (1'50.341)							
Lap	Seg.1	Seg.2	Seg.3	Seg.4	Lap Time	km/h	Local Time
1		23.188	52.329	29.646	135,8	9:47'34.051	
2	37.875	18.288	33.269	26.483	1'55.915	185,9	9:49'29.966
3	35.705	18.016	30.457	26.163	1'50.341	188,2	9:51'20.307

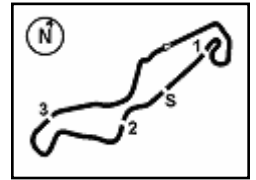
28° 59 A. ZANCA (1'50.564)							
Lap	Seg.1	Seg.2	Seg.3	Seg.4	Lap Time	km/h	Local Time
1		20.879	41.074	33.752	173,1	9:47'26.431	
2	37.964	18.623	30.782	27.604	1'54.973	186,9	9:49'21.404
3	36.515	18.165	31.353	27.160	1'53.193	188,2	9:51'14.597
4	46.329	18.460	30.905	26.567	2'02.261	182,4	9:53'16.858
5	35.796	17.858	30.460	26.450	1'50.564	188,8	9:55'07.422
6	38.265	18.020	31.239	26.085	1'53.609	189,8	9:57'01.031
7	36.144	17.932	30.702	26.234	1'51.012	187,2	9:58'52.043
8	36.347	18.021	39.270	29.619	2'03.257	185,9	10:00'55.300
9	36.047	18.037	30.587	26.300	1'50.971	182,7	10:02'46.271
10	36.164	18.149	30.506	26.307	1'51.126	184,0	10:04'37.397

24/07/2021 P = Pits In/Out - C = Lap Time Cancelled

These data/results cannot be reproduced, stored and/or transmitted in whole or in part by any manner of electronic, mechanical, photocopying, recording, broadcasting or otherwise now known or herein after developed without the previous express consent by the copyright owner, except for reproduction in daily press and regular printed publications on sale to the public within 60 days of the event related to those data/results and always provided that copyright symbol appears together as follows below.

© DORNA WSBK ORGANIZATION Srl 2021





Prosecco DOC Dutch Round, 23-25 July 2021

Chronological Analysis Tissot Superpole

29° 52 O. KONIG (1'50.643)							
Lap	Seg.1	Seg.2	Seg.3	Seg.4	Lap Time	km/h	Local Time
1		18.372	31.464	26.529		183,4	9:47'50.038
2	36.339	18.055	30.785	26.727	1'51.906	187,8	9:49'41.944
3	35.799	18.415	30.893	36.054	2'01.161P	181,5	9:51'43.105
4	3'50.143	20.621	34.212	28.046	5'13.022P	158,1	9:56'56.127
5	36.169	18.043	32.205	26.602	1'53.019	188,2	9:58'49.146
6	36.159	17.955	39.026	29.675	2'02.815	188,5	10:00'51.961
7	38.847	18.805	30.948	26.315	1'54.915	177,3	10:02'46.876
8	35.919	18.098	30.604	26.022	1'50.643	190,8	10:04'37.519
9	35.987	17.959			2'14.738	185,9	10:06'52.257

30° 7 J. GIMBERT (1'50.669)							
Lap	Seg.1	Seg.2	Seg.3	Seg.4	Lap Time	km/h	Local Time
1		22.834	34.072	43.114		139,0	9:47'26.380
2	37.577	18.690	30.828	27.514	1'54.609C	181,2	9:49'20.989
3	36.770	18.488	37.378	28.620	2'01.256	185,6	9:51'22.245
4	36.415	18.177	32.924	26.985	1'54.501	187,2	9:53'16.746
5	36.582	18.216	30.505	26.280	1'51.583	193,2	9:55'08.329
6	36.338	18.024	30.921	26.891	1'52.174	193,2	9:57'00.503
7	38.358	18.513	31.242	26.647	1'54.760	183,1	9:58'55.263
8	36.055	18.465	33.171	36.250	2'03.941	182,1	10:00'59.204
9	36.147	17.864	30.765	26.281	1'51.057	192,9	10:02'50.261
10	35.816	18.110	30.559	26.184	1'50.669	191,2	10:04'40.930
11	36.053	17.977	30.771	26.010	1'50.811	193,9	10:06'31.741

31° 43 H. KHOURI (1'50.743)							
Lap	Seg.1	Seg.2	Seg.3	Seg.4	Lap Time	km/h	Local Time
1		19.525	42.227	37.584		186,5	9:47'31.501
2	53.949	18.396	31.216	27.136	2'10.697P	183,4	9:49'42.198
3	36.083	18.077	30.827	26.583	1'51.570	187,2	9:51'33.768
4	36.087	18.203	30.915	26.374	1'51.579	184,6	9:53'25.347
5	35.874	18.176	30.749	26.492	1'51.291	184,6	9:55'16.638
6	36.164	18.062	30.622	26.017	1'50.865	187,5	9:57'07.503
7	36.000	17.854	30.801	26.088	1'50.743	190,5	9:58'58.246
8	35.757	17.869	31.718	27.910	1'53.254	190,1	10:00'51.500
9	36.119	18.526	31.781	26.355	1'52.781C	182,7	10:02'44.281
10	35.769	18.087	30.674	26.716	1'51.246	188,8	10:04'35.527
11	36.140	17.880	30.654	26.169	1'50.843	188,8	10:06'26.370

32° 73 J. PEREZ GONZALEZ (1'50.827)							
Lap	Seg.1	Seg.2	Seg.3	Seg.4	Lap Time	km/h	Local Time
1		20.224	41.876	35.205		162,4	9:47'28.764
2	36.035	18.480	30.619	27.165	1'52.299	186,9	9:49'21.063
3	36.229	18.530	37.872	27.725	2'00.356	184,9	9:51'21.419
4	36.424	18.223	30.725	27.832	1'53.204	188,5	9:53'14.623
5	36.028	17.823	30.707	26.269	1'50.827	187,5	9:55'05.450
6	35.879	18.218	30.508	26.429	1'51.034	184,9	9:56'56.484
7	36.124	18.009	32.802	26.768	1'53.703	181,8	9:58'50.187
8	36.444	17.893	36.861	30.960	2'02.158	186,2	10:00'52.345
9	35.731	18.080	31.774	26.469	1'52.054C	187,2	10:02'44.399
10	36.126	18.141	30.704	26.291	1'51.262	187,8	10:04'35.661
11	36.393	17.837	30.551	27.191	1'51.972C	189,1	10:06'27.633

33° 97 F. PALAZZI (1'50.838)							
Lap	Seg.1	Seg.2	Seg.3	Seg.4	Lap Time	km/h	Local Time
1		18.932	31.824	27.084		186,2	9:46'58.857
2	36.475	18.450	31.110	26.905	1'52.940	185,9	9:48'51.797
3	45.806	19.331	33.247	27.145	2'05.529	177,9	9:50'57.326
4	37.756	18.358	31.042	38.522	2'05.678P	183,7	9:53'03.004

5	2'40.165	18.317	30.987	26.978	3'56.447P	187,5	9:56'59.451
6	36.230	18.466	31.322	26.697	1'52.715	190,5	9:58'52.166
7	36.511	18.229	32.105	27.472	1'54.317	190,1	10:00'46.483
8	35.998	18.479	30.902	27.085	1'52.464	181,8	10:02'38.947
9	42.691	18.058	30.547	26.123	1'57.419	186,5	10:04'36.366
10	36.043	17.882	30.399	26.514	1'50.838	188,5	10:06'27.204

34° 23 S. MARKARIAN (1'50.988)							
Lap	Seg.1	Seg.2	Seg.3	Seg.4	Lap Time	km/h	Local Time
1		20.428	49.178	27.429		169,8	9:47'28.032
2	36.427	18.313	30.770	26.621	1'52.131	190,8	9:49'20.163
3	37.968	18.292	37.692	27.592	2'01.544	188,5	9:51'21.707
4	35.963	18.117	30.411	28.034	1'52.525C	186,2	9:53'14.232
5	37.066	17.909	30.578	26.132	1'51.685	191,2	9:55'05.917
6	35.878	18.251	30.551	26.308	1'50.988	189,1	9:56'56.905
7	36.431	18.177	31.141	27.059	1'52.808	186,5	9:58'49.713
8	35.996	18.382	37.130	41.961	2'13.469P	183,1	10:01'03.182
9	2'11.752	19.380	35.654	26.241	3'33.027P	171,4	10:04'36.209
10	36.624	18.055	30.683	26.303	1'51.665	187,5	10:06'27.874

35° 81 T. MOLENAAR (1'51.287)							
Lap	Seg.1	Seg.2	Seg.3	Seg.4	Lap Time	km/h	Local Time
1		18.503	32.449	26.954		185,2	9:46'56.637
2	36.342	18.506	31.110	26.887	1'52.845	183,1	9:48'49.482
3	36.636	18.431	31.027	27.183	1'53.277	183,1	9:50'42.759
4	44.326	18.485	31.145	35.937	2'09.893P	185,9	9:52'52.652
5	2'51.706	18.165	31.033	26.060	4'06.964P	192,2	9:56'59.616
6	36.187	17.938	30.637	26.525	1'51.287	191,8	9:58'50.903

36° 93 M. GAGGI (1'51.364)							
Lap	Seg.1	Seg.2	Seg.3	Seg.4	Lap Time	km/h	Local Time
1		20.085	50.187	29.401		167,4	9:47'33.412
2	36.539	18.672	34.656	27.003	1'56.870	180,0	9:49'30.282
3	36.092	18.117	30.709	26.662	1'51.580	190,1	9:51'21.862
4	36.076	18.000	30.356	26.932	1'51.364	189,5	9:53'13.226
5	41.296	18.200	31.066	26.096	1'56.658	188,2	9:55'09.884

37° 4 S. DOORNENBAL (1'52.044)							
Lap	Seg.1	Seg.2	Seg.3	Seg.4	Lap Time	km/h	Local Time
1		18.777	32.046	27.478		186,5	9:46'57.915
2	36.846	18.515	31.141	27.078	1'53.580	186,5	9:48'51.495
3	40.785	18.719	31.475	34.729	2'05.708P	182,4	9:50'57.203
4	57.610	19.233	32.131	28.263	2'17.237P	175,3	9:53'14.440
5	36.727	18.335	31.014	26.942	1'53.018	187,5	9:55'07.458
6	40.446	18.372	31.525	26.599	1'56.942	187,8	9:57'04.400
7	36.529	18.461	30.970	26.455	1'52.415	184,6	9:58'56.815
8	38.858	18.481	32.824	30.295	2'00.458	184,3	10:00'57.273
9	36.185	18.250	34.320	26.430	1'55.185	186,2	10:02'52.458
10	36.846	18.529	32.046	26.992	1'54.413	187,5	10:04'46.871
11	36.034	18.424	30.940	26.646	1'52.044	182,4	10:06'38.915

38° 5 T. SMITS (1'52.207)							
Lap	Seg.1	Seg.2	Seg.3	Seg.4	Lap Time	km/h	Local Time
1		19.189	31.904	26.794		187,2	9:46'59.819
2	36.260	18.349	31.297	26.818	1'52.724	184,3	9:48'52.543
3	36.976	22.132	30.751	26.924	1'56.783	148,1	9:50'49.326
4	36.121	18.361	30.962	38.442	2'03.886P	181,8	9:52'53.212
5	2'46.605	21.125	31.331	27.081	4'06.142CP	166,7	9:56'59.354
6	36.071	18.407	31.800	26.137	1'52.415	185,2	9:58'51.769
7	36.351	18.106	31.614	28.714	1'54.785	185,2	10:00'46.554
8	36.402	18.350	30.808	26.647	1'52.207	183,1	10:02'38.761
9	43.623	18.654	30.876	26.048	1'59.201	185,2	10:04'37.962

24/07/2021 P = Pits In/Out - C = Lap Time Cancelled

These data/results cannot be reproduced, stored and/or transmitted in whole or in part by any manner of electronic, mechanical, photocopying, recording, broadcasting or otherwise now known or herein after developed without the previous express consent by the copyright owner, except for reproduction in daily press and regular printed publications on sale to the public within 60 days of the event related to those data/results and always provided that copyright symbol appears together as follows below.

© DORNA WSBK ORGANIZATION Srl 2021



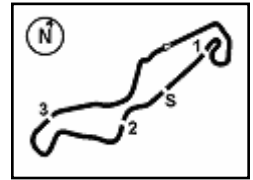
Official Fuel Supplier



Official Tyre Supplier



Official Timekeeper



TT Circuit Assen 4.542 m

Prosecco DOC Dutch Round, 23-25 July 2021

Chronological Analysis Tissot Superpole

10 37.206 17.956 34.660 29.946 1'59.768 189,1 10:06'37.730

39° 14 J. MCMANUS (1'52.433)							
Lap	Seg.1	Seg.2	Seg.3	Seg.4	Lap Time	km/h	Local Time
1		19.037	32.545	27.931		182,1	9:46'57.538
2	37.026	18.847	32.219	26.796	1'54.888	182,7	9:48'52.426
3	36.769	18.744	31.530	27.288	1'54.331	182,4	9:50'46.757
4	40.022	18.600	31.277	38.002	2'07.901P	183,1	9:52'54.658
5	59.248	18.385	31.811	26.882	2'16.326P	187,8	9:55'10.984
6	36.697	18.440	31.446	26.569	1'53.152	185,9	9:57'04.136
7	36.518	18.495	31.145	26.412	1'52.570	183,7	9:58'56.706
8	36.444	18.522	33.471	30.593	1'59.030	182,4	10:00'55.736
9	36.374	18.108	31.281	26.670	1'52.433	187,8	10:02'48.169
10	36.351	18.398	31.337	26.453	1'52.539	186,9	10:04'40.708
11	37.522	18.280	31.741	27.168	1'54.711	184,9	10:06'35.419

40° 55 A. FRAPPOLA (1'52.989)							
Lap	Seg.1	Seg.2	Seg.3	Seg.4	Lap Time	km/h	Local Time
1		20.011	32.596	27.168		170,1	9:47'00.147
2	36.541	18.404	32.380	40.825	2'08.150	182,7	9:49'08.297
3	36.185	18.561	31.020	27.223	1'52.989	181,2	9:51'01.286
4	36.239	18.503	31.209	36.233	2'02.184P	180,9	9:53'03.470
5	2'21.826	19.191	31.303	38.380	3'50.700P	177,3	9:56'54.170
6	36.806	18.802	32.930	27.250	1'55.788	176,8	9:58'49.958
7	36.966	18.353	54.658	41.602	2'31.579P	182,7	10:01'21.537

41° 18 I. OFFER (1'53.318)							
Lap	Seg.1	Seg.2	Seg.3	Seg.4	Lap Time	km/h	Local Time
1		19.428	34.196	30.369		177,9	9:47'09.236
2	37.649	19.066	33.491	28.752	1'58.958	179,7	9:49'08.194
3	37.296	18.618	31.791	27.329	1'55.034	184,0	9:51'03.228
4	38.157	23.471	34.524	38.554	2'14.706	138,6	9:53'17.934
5	37.203	18.407	31.505	26.855	1'53.970C	189,8	9:55'11.904
6	36.633	18.818	31.199	27.051	1'53.701	180,9	9:57'05.605
7	36.419	18.516	31.484	26.899	1'53.318	185,2	9:58'58.923
8	36.560	18.499	32.413	31.043	1'58.515	182,4	10:00'57.438
9	37.297	18.582	31.675	26.757	1'54.311	185,2	10:02'51.749
10	37.201	18.379	31.223	26.916	1'53.719	183,4	10:04'45.468
11	36.596	18.591	31.516	26.930	1'53.633	182,1	10:06'39.101

42° 22 J. ROMERO (1'54.412)							
Lap	Seg.1	Seg.2	Seg.3	Seg.4	Lap Time	km/h	Local Time
1		19.246	1'11.955	42.213		181,5	9:47'53.867
2	5'17.039	21.063	35.951	37.907	6'51.960P	163,1	9:54'45.827
3	53.946	19.635	33.002	27.925	2'14.508P	174,8	9:57'00.335
4	37.704	18.677	32.469	27.342	1'56.192	186,9	9:58'56.527
5	37.095	18.770	33.571	31.207	2'00.643	181,8	10:00'57.170
6	37.239	18.213	32.287	26.673	1'54.412	186,2	10:02'51.582
7	37.622	18.392	31.603	27.057	1'54.674	186,5	10:04'46.256
8	36.999	18.514	31.432	27.583	1'54.528	183,1	10:06'40.784

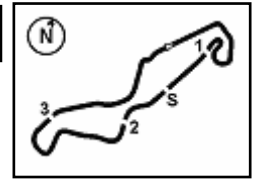
43° 70 M. DUARTE (1'55.564)							
Lap	Seg.1	Seg.2	Seg.3	Seg.4	Lap Time	km/h	Local Time
1		19.663	33.548	28.466		177,0	9:47'09.913
2	37.643	19.111	33.480	29.351	1'59.585	180,0	9:49'09.498
3	37.110	18.970	31.916	27.568	1'55.564	181,8	9:51'05.062
4	37.188	18.968	31.781	27.673	1'55.610	182,1	9:53'00.672
5	44.090	19.753	32.895	39.587	2'16.325P	174,5	9:55'16.997
6	1'11.555	19.291	32.598	27.950	2'31.394CP	181,2	9:57'48.391
7	37.401	19.197	31.705	27.866	1'56.169	180,0	9:59'44.560
8	37.541	19.262	31.970	27.911	1'56.684C	179,1	10:01'41.244
9	38.198	19.612	32.855	28.509	1'59.174	179,1	10:03'40.418

24/07/2021 P = Pits In/Out - C = Lap Time Cancelled

These data/results cannot be reproduced, stored and/or transmitted in whole or in part by any manner of electronic, mechanical, photocopying, recording, broadcasting or otherwise now known or herein after developed without the previous express consent by the copyright owner, except for reproduction in daily press and regular printed publications on sale to the public within 60 days of the event related to those data/results and always provided that copyright symbol appears together as follows below.

© DORNA WSBK ORGANIZATION Srl 2021



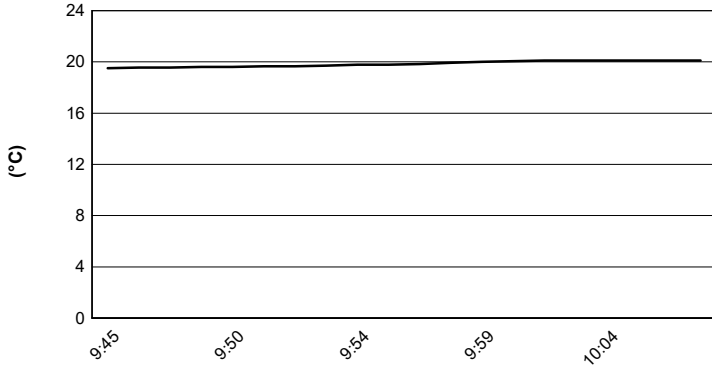


Prosecco DOC Dutch Round, 23-25 July 2021

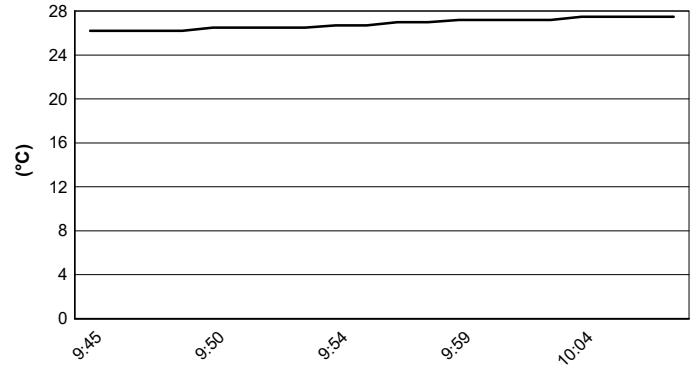
Weather Report Tissot Superpole

Session started 09:45 - Session ended 10:08

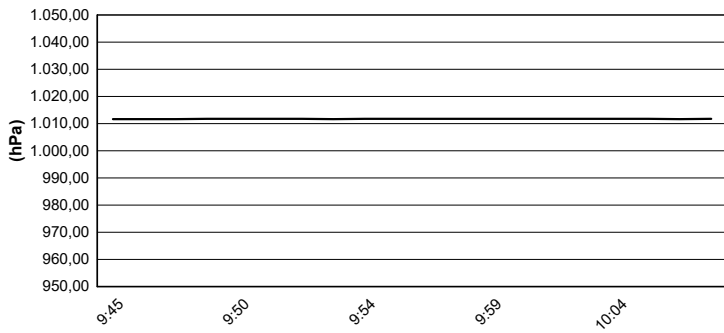
Air Temperature



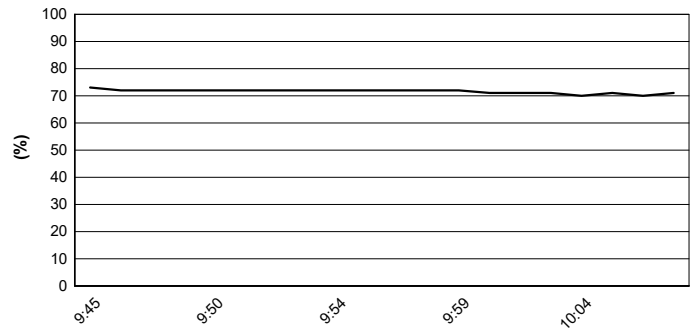
Track Temperature



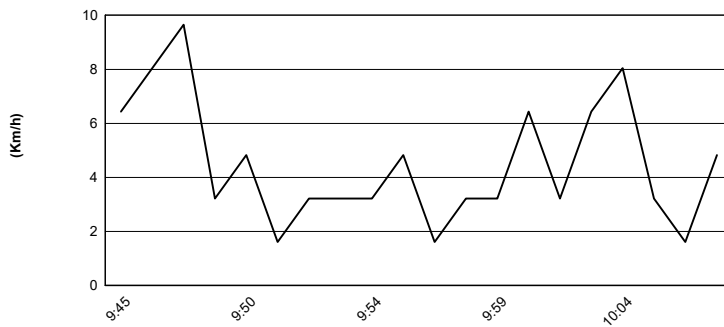
Air Pressure



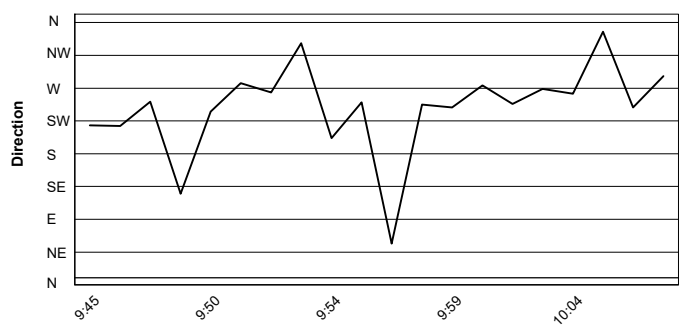
Humidity



Wind Speed



Wind Direction



24/07/2021

These data/results cannot be reproduced, stored and/or transmitted in whole or in part by any manner of electronic, mechanical, photocopying, recording, broadcasting or otherwise now known or herein after developed without the previous express consent by the copyright owner, except for reproduction in daily press and regular printed publications on sale to the public within 60 days of the event related to those data/results and always provided that copyright symbol appears together as follows below.

© DORNA WSBK ORGANIZATION Srl 2021



Official Fuel Supplier

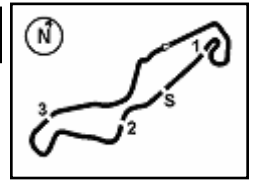


FICR PERUGIA TIMING

Official Tyre Supplier



Official Timekeeper



TT Circuit Assen 4.542 m

Prosecco DOC Dutch Round, 23-25 July 2021
Tissot Superpole Ranking

	2018	2019	2020	2021
01 Aragon	Perez (Esp) Kaw 2'07.938 (142,9 Km/h)	Gonzalez (Esp) Kaw 2'06.938 (144,0 Km/h)	Buis (Ned) Kaw 2'05.739 (145,4 Km/h)	Kawakami (Bra) Yam 2'06.498 (144,5 Km/h)
02 Misano	Hendra Pratama (Ina) Yam 1'50.517 (137,7 Km/h)	Gonzalez (Esp) Kaw 1'49.646 (138,8 Km/h)		Sofuoglu (Tur) Yam 1'49.073 (139,5 Km/h)
03 Assen	Perez (Esp) Kaw 1'50.165 (148,4 Km/h)	Hendra Pratama (Ina) Yam 1'51.475 (146,7 Km/h)		Steeman (Ned) Ktm 1'48.767 (150,3 Km/h)
04 Most				
05 Magny-Cours	Deroue (Ned) Kaw 1'54.034 (139,3 Km/h)	Deroue (Ned) Kaw 2'01.155 (131,1 Km/h)	Booth-Amos (Gbr) Kaw 2'05.312 (126,7 Km/h)	
06 Barcelona			Booth-Amos (Gbr) Kaw 1'56.227 (143,3 Km/h)	
07 Jerez		Steeman (Ned) Ktm 1'52.199 (141,9 Km/h)	Kawakami (Bra) Yam 1'52.265 (141,8 Km/h)	
08 Portimao	Edwards (Aus) Kaw 1'56.877 (141,4 Km/h)	Gonzalez (Esp) Kaw 1'55.345 (143,3 Km/h)	Okaya (Jpn) Kaw 1'56.406 (142,0 Km/h)	

2021

- 1 T. Kawakami
- 1 B. Sofuoglu
- 1 V. Steeman

ALL TIMES

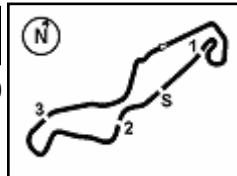
- 5 M. Perez
- 3 A. Carrasco
- 3 A. Coppola
- 3 S. Deroue
- 3 M. Gonzalez
- 3 G. Hendra Pratama
- 2 T. Booth-Amos
- 2 T. Kawakami
- 2 B. Sofuoglu
- 2 V. Steeman
- 1 J. Buis
- 1 T. Edwards
- 1 M. Garcia
- 1 N. Kalinin
- 1 M. Kawakami
- 1 A. Muel
- 1 Y. Okaya
- 1 B. Sanchez

24/07/2021

These data/results cannot be reproduced, stored and/or transmitted in whole or in part by any manner of electronic, mechanical, photocopying, recording, broadcasting or otherwise now known or herein after developed without the previous express consent by the copyright owner, except for reproduction in daily press and regular printed publications on sale to the public within 60 days of the event related to those data/results and always provided that copyright symbol appears together as follows below.

© DORNA WSBK ORGANIZATION Srl 2021





TT Circuit Assen 4.542 m

Prosecco DOC Dutch Round, 23-25 July 2021
Tissot Superpole Award

	Points	Points From First	Points From Previous	May 23 ARAGON	June 13 MISANO	July 25 ASSEN	September 5 MOST	September 5 MAGNY-COURS	September 19 BARCELONA	September 26 JEREZ	October 3 PORTIMAO									
1 KAWAKAMI Ton (BRA)	20			12	2	6														
2 HUERTAS Adrian (ESP)	20	0		9	4	7														
3 SOFUOGLU Bahattin (TUR)	14	6	6		12	2														
4 BOOTH-AMOS Tom (GBR)	14	6	0	6	3	5														
5 STEEMAN Victor (NED)	13	7	1		1	12														
6 BUIS Jeffrey (NED)	11	9	2	2		9														
7 PEREZ GONZALEZ Jose Luis (ESP)	9	11	2		9															
8 PEREZ SELFA Vicente (ESP)	7	13	2		7															
9 ORRADRE Unai (ESP)	7	13	0	7																
10 DE CANCELLIS Hugo (FRA)	7	13	0		6	1														
11 MEUFFELS Koen (NED)	5	15	2		5															
12 IGLESIAS Inigo (ESP)	5	15	0	5																
13 RODRIGUEZ NUNEZ Victor (ESP)	4	16	1			4														
14 KAWAKAMI Meikon (BRA)	4	16	0	4																
15 OKAYA Yuta (JPN)	3	17	1			3														
16 DI SORA Samuel (FRA)	3	17	0	3																
17 IERACI Bruno (ITA)	1	19	2	1																

24/07/2021 Odd points columns: Tissot Superpole Even points columns: Tissot Superpole Race

These data/results cannot be reproduced, stored and/or transmitted in whole or in part by any manner of electronic, mechanical, photocopying, recording, broadcasting or otherwise now known or herein after developed without the previous express consent by the copyright owner, except for reproduction in daily press and regular printed publications on sale to the public within 60 days of the event related to those data/results and always provided that copyright symbol appears together as follows below.

© DORNA WSBK ORGANIZATION Srl 2021

