

## Prosecco DOC Dutch Round, 23-25 July 2021

### Results Warm Up

No.	Rider	Nat	Team	Bike	Time	Gap	Rel.	Laps	Speed	
									Avg	Max
1	69 T. BOOTH-AMOS	GBR	Fusport - Rt Motorsports by SKM Kawasaki	Kawasaki Ninja 400	<b>1'50.418</b>			4	148,085	<b>189,8</b>
2	46 S. DI SORA	FRA	Leader Team Flembbo	Kawasaki Ninja 400	<b>1'50.422</b>	0.004	0.004	5	148,079	<b>183,4</b>
3	61 Y. OKAYA	JPN	MTM Kawasaki	Kawasaki Ninja 400	<b>1'50.453</b>	0.035	0.031	5	148,038	<b>189,8</b>
4	10 U. ORRADRE	ESP	Yamaha MS Racing	Yamaha YZF-R3	<b>1'50.515</b>	0.097	0.062	5	147,955	<b>187,2</b>
5	52 O. KONIG	CZE	Movisio by MIE	Kawasaki Ninja 400	<b>1'50.566</b>	0.148	0.051	5	147,886	<b>184,6</b>
6	73 J. PEREZ GONZALEZ	ESP	Accolade Smrz Racing	Kawasaki Ninja 400	<b>1'50.599</b>	0.181	0.033	5	147,842	<b>183,1</b>
7	85 K. SABATUCCI	ITA	Vinales Racing Team	Yamaha YZF-R3	<b>1'50.626</b>	0.208	0.027	5	147,806	<b>185,6</b>
8	20 D. LOUREIRO	RSA	Fusport - Rt Motorsports by SKM Kawasaki	Kawasaki Ninja 400	<b>1'50.702</b>	0.284	0.076	5	147,705	<b>183,7</b>
9	1 J. BUIS	NED	MTM Kawasaki	Kawasaki Ninja 400	<b>1'50.724</b>	0.306	0.022	5	147,675	<b>185,6</b>
10	17 K. MEUFFELS	NED	MTM Kawasaki	Kawasaki Ninja 400	<b>1'50.766</b>	0.348	0.042	5	147,619	<b>190,1</b>
11	77 R. BIJMAN	NED	Machado CAME SBK	Yamaha YZF-R3	<b>1'50.855</b>	0.437	0.089	5	147,501	<b>186,5</b>
12	59 A. ZANCA	ITA	Kawasaki GP Project	Kawasaki Ninja 400	<b>1'50.861</b>	0.443	0.006	5	147,493	<b>187,8</b>
13	2 A. CARRION	ESP	Kawasaki GP Project	Kawasaki Ninja 400	<b>1'50.876</b>	0.458	0.015	5	147,473	<b>189,1</b>
14	87 T. KAWAKAMI	BRA	AD78 Team Brasil by MS Racing	Yamaha YZF-R3	<b>1'50.899</b>	0.481	0.023	5	147,442	<b>187,8</b>
15	19 V. RODRIGUEZ NUNEZ	ESP	Accolade Smrz Racing	Kawasaki Ninja 400	<b>1'50.919</b>	0.501	0.020	5	147,416	<b>184,3</b>
16	54 B. SOFUOGLU	TUR	Biblion Yamaha Motoxrcing	Yamaha YZF-R3	<b>1'50.925</b>	0.507	0.006	4	147,408	<b>178,5</b>
17	99 A. HUERTAS	ESP	MTM Kawasaki	Kawasaki Ninja 400	<b>1'50.945</b>	0.527	0.020	5	147,381	<b>187,5</b>
18	72 V. STEEMAN	NED	Freudenberg KTM WorldSSP Team	KTM RC 390 R	<b>1'50.993</b>	0.575	0.048	5	147,317	<b>188,2</b>
19	26 M. GENNAI	ITA	Team BRcorse	Yamaha YZF-R3	<b>1'51.012</b>	0.594	0.019	5	147,292	<b>188,5</b>
20	80 G. MASTROLUCA	ITA	ProGP Racing	Yamaha YZF-R3	<b>1'51.044</b>	0.626	0.032	5	147,250	<b>185,6</b>
21	11 A. CARRASCO	ESP	Kawasaki Provec WorldSSP300	Kawasaki Ninja 400	<b>1'51.069</b>	0.651	0.025	5	147,217	<b>188,5</b>
22	64 H. DE CANCELLIS	FRA	Prodina Team WorldSSP300	Kawasaki Ninja 400	<b>1'51.120</b>	0.702	0.051	4	147,149	<b>178,2</b>
23	48 T. BRIANTI	ITA	Prodina Team WorldSSP300	Kawasaki Ninja 400	<b>1'51.143</b>	0.725	0.023	5	147,119	<b>183,1</b>
24	83 M. KAWAKAMI	BRA	AD78 Team Brasil by MS Racing	Yamaha YZF-R3	<b>1'51.381</b>	0.963	0.238	5	146,804	<b>184,6</b>
25	4 S. DOORNENBAL	NED	Molenaar Racing Team	KTM RC 390 R	<b>1'51.466</b>	1.048	0.085	5	146,692	<b>180,3</b>
26	58 I. IGLESIAS	ESP	SMW Racing	Kawasaki Ninja 400	<b>1'51.517</b>	1.099	0.051	5	146,625	<b>179,7</b>
27	7 J. GIMBERT	FRA	OUTDO TPR Team Pedercini Racing	Kawasaki Ninja 400	<b>1'51.523</b>	1.105	0.006	5	146,617	<b>187,2</b>
28	23 S. MARKARIAN	FRA	Leader Team Flembbo	Kawasaki Ninja 400	<b>1'51.538</b>	1.120	0.015	5	146,598	<b>182,7</b>
29	15 A. COPPOLA	ITA	Team Trasimeno	Yamaha YZF-R3	<b>1'51.722</b>	1.304	0.184	5	146,356	<b>188,2</b>
30	53 P. SVOBODA	CZE	WRP Wepol Racing	Yamaha YZF-R3	<b>1'51.754</b>	1.336	0.032	5	146,314	<b>187,5</b>
31	97 F. PALAZZI	ITA	ProGP Racing	Yamaha YZF-R3	<b>1'51.834</b>	1.416	0.080	5	146,210	<b>182,1</b>
32	5 T. SMITS	NED	Vinales Racing Team	Yamaha YZF-R3	<b>1'51.864</b>	1.446	0.030	5	146,170	<b>186,2</b>
33	44 C. STANGE	GER	2R Racing	Kawasaki Ninja 400	<b>1'51.986</b>	1.568	0.122	5	146,011	<b>184,0</b>
34	93 M. GAGGI	ITA	Biblion Yamaha Motoxrcing	Yamaha YZF-R3	<b>1'52.304</b>	1.886	0.318	4	145,598	<b>177,9</b>
35	81 T. MOLENAAR	NED	Molenaar Racing Team	KTM RC 390 R	<b>1'52.455</b>	2.037	0.151	5	145,402	<b>183,1</b>
36	43 H. KHOURI	AUS	Fusport - Rt Motorsports by SKM Kawasaki	Kawasaki Ninja 400	<b>1'52.590</b>	2.172	0.135	4	145,228	<b>176,8</b>
37	55 A. FRAPPOLA	ITA	Chiodo Moto Racing	Kawasaki Ninja 400	<b>1'52.856</b>	2.438	0.266	5	144,886	<b>178,5</b>
38	22 J. ROMERO	ARG	SMW Racing	Kawasaki Ninja 400	<b>1'53.332</b>	2.914	0.476	5	144,277	<b>185,2</b>
39	18 I. OFFER	GBR	SMW Racing	Kawasaki Ninja 400	<b>1'54.921</b>	4.503	1.589	5	142,282	<b>182,7</b>
40	70 M. DUARTE	POR	Yamaha MS Racing	Yamaha YZF-R3	<b>1'55.267</b>	4.849	0.346	4	141,855	<b>176,2</b>
41	14 J. MCMANUS	IRL	Team#109 Kawasaki	Kawasaki Ninja 400	<b>1'55.794</b>	5.376	0.527	4	141,209	<b>178,2</b>
42	21 V. PEREZ SELFA	ESP	Machado CAME SBK	Yamaha YZF-R3				0		<b>173,1</b>

AIR	Humidity:	81%	Temp:	21°C
TRACK	Condition:	Dry	Temp:	27°C

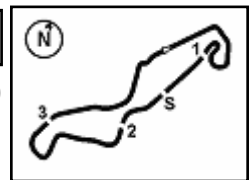
Records	Pole	(SP)	2021	V.Steeman	1'48.767	150,330	Km/h
	Race	(RC1)	2021	M.Kawakami	1'49.542	149,270	Km/h
	All Times	(FP2)	2021	V.Steeman	1'48.710	150,410	Km/h

Start 25/07/2021 10:30 End 10:42 The results are provisional until the end of the time limit for protests and appeals and the completion of the technical checks.

These data/results cannot be reproduced, stored and/or transmitted in whole or in part by any manner of electronic, mechanical, photocopying, recording, broadcasting or otherwise now known or herein after developed without the previous express consent by the copyright owner, except for reproduction in daily press and regular printed publications on sale to the public within 60 days of the event related to those data/results and always provided that copyright symbol appears together as follows below.

© DORNA WSBK ORGANIZATION Srl 2021





## Prosecco DOC Dutch Round, 23-25 July 2021

### Results Warm Up

#### Session Highlights

Local Time	No. Rider	Description
10.30.00		Start
10.34.18	54 B. SOFUOGLU	Current Lap Cancelled - Exceeded Track Limits - Turn 11
10.36.02	85 K. SABATUCCI	Lap Cancelled (1'52.026) - Exceeded Track Limits - Turn 17
10.36.38	69 T. BOOTH-AMOS	Lap Cancelled (1'50.833) - Exceeded Track Limits - Turn 17
10.36.47	93 M. GAGGI	Lap Cancelled (1'58.389) - Exceeded Track Limits - Turn 17
10.36.55	58 I. IGLESIAS	Current Lap Cancelled - Exceeded Track Limits - Turn 5
10.37.23	69 T. BOOTH-AMOS	Current Lap Cancelled - Exceeded Track Limits - Turn 12 & 17
10.38.37	77 R. BIJMAN	Lap Cancelled (1'51.743) - Exceeded Track Limits - Turn 17
10.38.42	19 V. RODRIGUEZ NUNEZ	Lap Cancelled (1'51.686) - Exceeded Track Limits - Turn 17
10.41.29	83 M. KAWAKAMI	Lap Cancelled (1'56.719) - Exceeded Track Limits - Turn 17
10.42.30	61 Y. OKAYA	Lap Cancelled (1'51.592) - Exceeded Track Limits - Turn 17
10.42.33		End Of Session
10.48.32	72 V. STEEMAN	Lap Cancelled (1'549.310) - Exceeded Track Limits - Turn 17

#### Fastest Laps Sequence

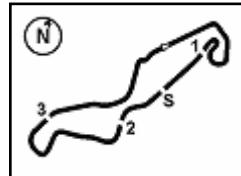
No.	Rider	Nat	Team	Bike	Local Time	Time	Gap	Avg
4	S. DOORNENBAL	NED	Molenaar Racing Team	KTM RC 390 R	10:33'49.601	<b>1'53.219</b>		144,421
46	S. DI SORA	FRA	Leader Team Flembbo	Kawasaki Ninja 400	10:33'53.397	<b>1'52.320</b>	-0.899	145,577
99	A. HUERTAS	ESP	MTM Kawasaki	Kawasaki Ninja 400	10:34'04.177	<b>1'51.659</b>	-0.661	146,439
72	V. STEEMAN	NED	Freudenberg KTM WorldSSP Team	KTM RC 390 R	10:34'04.866	<b>1'51.196</b>	-0.463	147,048
1	J. BUIS	NED	MTM Kawasaki	Kawasaki Ninja 400	10:36'00.991	<b>1'50.724</b>	-0.472	147,675
46	S. DI SORA	FRA	Leader Team Flembbo	Kawasaki Ninja 400	10:37'36.789	<b>1'50.619</b>	-0.105	147,815
69	T. BOOTH-AMOS	GBR	Fusport - Rt Motorsports by SKM Kawasaki	Kawasaki Ninja 400	10:39'26.996	<b>1'50.418</b>	-0.201	148,085

Start 10:30 End 10:42 The results are provisional until the end of the time limit for protests and appeals and the completion of the technical checks.

These data/results cannot be reproduced, stored and/or transmitted in whole or in part by any manner of electronic, mechanical, photocopying, recording, broadcasting or otherwise now known or herein after developed without the previous express consent by the copyright owner, except for reproduction in daily press and regular printed publications on sale to the public within 60 days of the event related to those data/results and always provided that copyright symbol appears together as follows below.

© DORNA WSBK ORGANIZATION Srl 2021





TT Circuit Assen 4.542 m

## Prosecco DOC Dutch Round, 23-25 July 2021

### Starting Grid - Race 2 (14 Laps x 4,542 km = 63,588 km)

1	1	<b>72</b> STEEMAN V. KTM 1'48.767	2	<b>1</b> BUIS J. Kawasaki 1'48.937	3	<b>87</b> KAWAKAMI T. Yamaha 1'49.116
2	4	<b>61</b> OKAYA Y. Kawasaki 1'49.418	5	<b>64</b> DE CANCELLIS H. Kawasaki 1'49.573	6	<b>83</b> KAWAKAMI M. Yamaha 1'49.680
3	7	<b>11</b> CARRASCO A. Kawasaki 1'49.733	8	<b>46</b> DI SORA S. Kawasaki 1'49.829	9	<b>26</b> GENNAI M. Yamaha 1'49.943
4	10	<b>20</b> LOUREIRO D. Kawasaki 1'50.036	11	<b>58</b> IGLESIAS I. Kawasaki 1'50.207	12	* <b>99</b> HUERTAS A. Kawasaki 1'49.024
5	13	<b>2</b> CARRION A. Kawasaki 1'50.207	14	* <b>69</b> BOOTH-AMOS T. Kawasaki 1'49.135	15	* <b>19</b> RODRIGUEZ NUNEZ Kawasaki 1'49.264
6	16	<b>48</b> BRIANTI T. Kawasaki 1'50.241	17	* <b>54</b> SOFUOGLU B. Yamaha 1'49.421	18	<b>85</b> SABATUCCI K. Yamaha 1'50.245
7	19	* <b>10</b> ORRADRE U. Yamaha 1'49.575	20	* <b>17</b> MEUFFELS K. Kawasaki 1'49.593	21	<b>21</b> PEREZ SELFA V. Yamaha 1'50.341
8	22	<b>53</b> SVOBODA P. Yamaha 1'50.498	23	* <b>80</b> MASTROLUCA G. Yamaha 1'49.781	24	<b>44</b> STANGE C. Kawasaki 1'50.529
9	25	<b>15</b> COPPOLA A. Yamaha 1'50.559	26	<b>59</b> ZANCA A. Kawasaki 1'50.564	27	<b>7</b> GIMBERT J. Kawasaki 1'50.669
10	28	<b>43</b> KHOURI H. Kawasaki 1'50.743	29	<b>73</b> PEREZ GONZALEZ J Kawasaki 1'50.827	30	<b>97</b> PALAZZI F. Yamaha 1'50.838
11	31	<b>81</b> MOLENAAR T. KTM 1'51.287	32	<b>93</b> GAGGI M. Yamaha 1'51.364	33	* <b>77</b> BIJMAN R. Yamaha 1'50.362
12	34	<b>4</b> DOORNENBAL S. KTM 1'52.044	35	<b>5</b> SMITS T. Yamaha 1'52.207	36	<b>14</b> MCMANUS J. Kawasaki 1'52.433
13	37	<b>55</b> FRAPPOLA A. Kawasaki 1'52.989	38	* <b>52</b> KONIG O. Kawasaki 1'50.643	39	<b>18</b> OFFER I. Kawasaki 1'53.318
14	40	<b>22</b> ROMERO J. Kawasaki 1'54.412	41	<b>70</b> DUARTE M. Yamaha 1'55.564	42	* <b>23</b> MARKARIAN S. Kawasaki 1'50.988

N.8 will not take part in the race. Declared unfit after Race 1  
N. 10-17-19-52-54-69-77-80-99 have been penalized by 9 grid positions  
N. 23 has been penalized to start from the pit lane

25/07/2021 The Race Director .....

\* = Penalized

These data/results cannot be reproduced, stored and/or transmitted in whole or in part by any manner of electronic, mechanical, photocopying, recording, broadcasting or otherwise now known or herein after developed without the previous express consent by the copyright owner, except for reproduction in daily press and regular printed publications on sale to the public within 60 days of the event related to those data/results and always provided that copyright symbol appears together as follows below. © DORNA WSBK ORGANIZATION Srl 2021



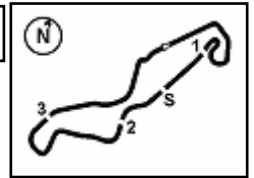
Official Fuel Supplier



Official Tyre Supplier



Official Timekeeper



## Prosecco DOC Dutch Round, 23-25 July 2021

### Best Sectors & Speed Warm Up

BEST LAP			
1	69 T. BOOTH-AMOS	Kawasaki Ninja 400	1'50.418
2	46 S. DI SORA	Kawasaki Ninja 400	1'50.422
3	61 Y. OKAYA	Kawasaki Ninja 400	1'50.453
4	10 U. ORRADRE	Yamaha YZF-R3	1'50.515
5	52 O. KONIG	Kawasaki Ninja 400	1'50.566
6	73 J. PEREZ GONZALEZ	Kawasaki Ninja 400	1'50.599
7	85 K. SABATUCCI	Yamaha YZF-R3	1'50.626
8	20 D. LOUREIRO	Kawasaki Ninja 400	1'50.702
9	1 J. BUIS	Kawasaki Ninja 400	1'50.724
10	17 K. MEUFFELS	Kawasaki Ninja 400	1'50.766
11	77 R. BIJMAN	Yamaha YZF-R3	1'50.855
12	59 A. ZANCA	Kawasaki Ninja 400	1'50.861
13	2 A. CARRION	Kawasaki Ninja 400	1'50.876
14	87 T. KAWAKAMI	Yamaha YZF-R3	1'50.899
15	19 V. RODRIGUEZ NUNEZ	Kawasaki Ninja 400	1'50.919
16	54 B. SOFUOGLU	Yamaha YZF-R3	1'50.925
17	99 A. HUERTAS	Kawasaki Ninja 400	1'50.945
18	72 V. STEEMAN	KTM RC 390 R	1'50.993
19	26 M. GENNAI	Yamaha YZF-R3	1'51.012
20	80 G. MASTROLUCA	Yamaha YZF-R3	1'51.044
21	11 A. CARRASCO	Kawasaki Ninja 400	1'51.069
22	64 H. DE CANCELLIS	Kawasaki Ninja 400	1'51.120
23	48 T. BRIANTI	Kawasaki Ninja 400	1'51.143
24	83 M. KAWAKAMI	Yamaha YZF-R3	1'51.381
25	4 S. DOORNENBAL	KTM RC 390 R	1'51.466
26	58 I. IGLESIAS	Kawasaki Ninja 400	1'51.517
27	7 J. GIMBERT	Kawasaki Ninja 400	1'51.523
28	23 S. MARKARIAN	Kawasaki Ninja 400	1'51.538
29	15 A. COPPOLA	Yamaha YZF-R3	1'51.722
30	53 P. SVOBODA	Yamaha YZF-R3	1'51.754
31	97 F. PALAZZI	Yamaha YZF-R3	1'51.834
32	5 T. SMITS	Yamaha YZF-R3	1'51.864
33	44 C. STANGE	Kawasaki Ninja 400	1'51.986
34	93 M. GAGGI	Yamaha YZF-R3	1'52.304
35	81 T. MOLENAAR	KTM RC 390 R	1'52.455
36	43 H. KHOURI	Kawasaki Ninja 400	1'52.590
37	55 A. FRAPPOLA	Kawasaki Ninja 400	1'52.856
38	22 J. ROMERO	Kawasaki Ninja 400	1'53.332
39	18 I. OFFER	Kawasaki Ninja 400	1'54.921
40	70 M. DUARTE	Yamaha YZF-R3	1'55.267
41	14 J. MCMANUS	Kawasaki Ninja 400	1'55.794
42	21 V. PEREZ SELFA	Yamaha YZF-R3	

SPEED			
1	17 K. MEUFFELS	Kawasaki Ninja 400	190,1
2	61 Y. OKAYA	Kawasaki Ninja 400	189,8
3	69 T. BOOTH-AMOS	Kawasaki Ninja 400	189,8
4	2 A. CARRION	Kawasaki Ninja 400	189,1
5	11 A. CARRASCO	Kawasaki Ninja 400	188,5
6	26 M. GENNAI	Yamaha YZF-R3	188,5
7	15 A. COPPOLA	Yamaha YZF-R3	188,2
8	72 V. STEEMAN	KTM RC 390 R	188,2
9	87 T. KAWAKAMI	Yamaha YZF-R3	187,8
10	59 A. ZANCA	Kawasaki Ninja 400	187,8
11	53 P. SVOBODA	Yamaha YZF-R3	187,5
12	99 A. HUERTAS	Kawasaki Ninja 400	187,5
13	7 J. GIMBERT	Kawasaki Ninja 400	187,2
14	10 U. ORRADRE	Yamaha YZF-R3	187,2
15	77 R. BIJMAN	Yamaha YZF-R3	186,5
16	5 T. SMITS	Yamaha YZF-R3	186,2
17	1 J. BUIS	Kawasaki Ninja 400	185,6
18	80 G. MASTROLUCA	Yamaha YZF-R3	185,6
19	85 K. SABATUCCI	Yamaha YZF-R3	185,6
20	22 J. ROMERO	Kawasaki Ninja 400	185,2
21	83 M. KAWAKAMI	Yamaha YZF-R3	184,6
22	52 O. KONIG	Kawasaki Ninja 400	184,6
23	19 V. RODRIGUEZ NUNEZ	Kawasaki Ninja 400	184,3
24	44 C. STANGE	Kawasaki Ninja 400	184,0
25	20 D. LOUREIRO	Kawasaki Ninja 400	183,7
26	46 S. DI SORA	Kawasaki Ninja 400	183,4
27	48 T. BRIANTI	Kawasaki Ninja 400	183,1
28	73 J. PEREZ GONZALEZ	Kawasaki Ninja 400	183,1
29	81 T. MOLENAAR	KTM RC 390 R	183,1
30	23 S. MARKARIAN	Kawasaki Ninja 400	182,7
31	18 I. OFFER	Kawasaki Ninja 400	182,7
32	97 F. PALAZZI	Yamaha YZF-R3	182,1
33	4 S. DOORNENBAL	KTM RC 390 R	180,3
34	58 I. IGLESIAS	Kawasaki Ninja 400	179,7
35	54 B. SOFUOGLU	Yamaha YZF-R3	178,5
36	55 A. FRAPPOLA	Kawasaki Ninja 400	178,5
37	14 J. MCMANUS	Kawasaki Ninja 400	178,2
38	64 H. DE CANCELLIS	Kawasaki Ninja 400	178,2
39	93 M. GAGGI	Yamaha YZF-R3	177,9
40	43 H. KHOURI	Kawasaki Ninja 400	176,8
41	70 M. DUARTE	Yamaha YZF-R3	176,2
42	21 V. PEREZ SELFA	Yamaha YZF-R3	173,1

25/07/2021

These data/results cannot be reproduced, stored and/or transmitted in whole or in part by any manner of electronic, mechanical, photocopying, recording, broadcasting or otherwise now known or herein after developed without the previous express consent by the copyright owner, except for reproduction in daily press and regular printed publications on sale to the public within 60 days of the event related to those data/results and always provided that copyright symbol appears together as follows below.

© DORNA WSBK ORGANIZATION Srl 2021



Official Fuel Supplier



FICR PERUGIA TIMING

Official Tyre Supplier



Official Timekeeper

## Prosecco DOC Dutch Round, 23-25 July 2021

### Best Sectors & Speed Warm Up

2 / 2

SEG. 1			SEG. 2			SEG. 3			SEG. 4						
1	72	V. STEEMAN	35.239	1	69	T. BOOTH-AMOS	18.092	1	72	V. STEEMAN	30.223	1	99	A. HUERTAS	25.491
2	10	U. ORRADRE	35.500	2	61	Y. OKAYA	18.111	2	69	T. BOOTH-AMOS	30.355	2	10	U. ORRADRE	25.625
3	69	T. BOOTH-AMOS	35.533	3	11	A. CARRASCO	18.127	3	20	D. LOUREIRO	30.444	3	19	V. RODRIGUEZ NUNEZ	25.668
4	99	A. HUERTAS	35.701	4	10	U. ORRADRE	18.131	4	46	S. DI SORA	30.484	4	17	K. MEUFFELS	25.671
5	46	S. DI SORA	35.724	5	59	A. ZANCA	18.155	5	54	B. SOFUOGLU	30.494	5	46	S. DI SORA	25.672
6	20	D. LOUREIRO	35.748	6	2	A. CARRION	18.165	6	61	Y. OKAYA	30.510	6	69	T. BOOTH-AMOS	25.674
7	52	O. KONIG	35.753	7	17	K. MEUFFELS	18.168	7	80	G. MASTROLUCA	30.525	7	72	V. STEEMAN	25.683
8	61	Y. OKAYA	35.758	8	46	S. DI SORA	18.191	8	87	T. KAWAKAMI	30.561	8	83	M. KAWAKAMI	25.702
9	17	K. MEUFFELS	35.762	9	19	V. RODRIGUEZ NUNEZ	18.193	9	23	S. MARKARIAN	30.566	9	85	K. SABATUCCI	25.702
10	73	J. PEREZ GONZALEZ	35.765	10	1	J. BUIS	18.224	10	85	K. SABATUCCI	30.576	10	80	G. MASTROLUCA	25.727
11	64	H. DE CANCELLIS	35.809	11	26	M. GENNAI	18.246	11	73	J. PEREZ GONZALEZ	30.601	11	20	D. LOUREIRO	25.746
12	59	A. ZANCA	35.886	12	7	J. GIMBERT	18.257	12	26	M. GENNAI	30.609	12	1	J. BUIS	25.768
13	26	M. GENNAI	35.893	13	72	V. STEEMAN	18.258	13	2	A. CARRION	30.616	13	87	T. KAWAKAMI	25.770
14	77	R. BIJMAN	35.910	14	85	K. SABATUCCI	18.261	14	64	H. DE CANCELLIS	30.627	14	54	B. SOFUOGLU	25.778
15	1	J. BUIS	35.911	15	52	O. KONIG	18.264	15	19	V. RODRIGUEZ NUNEZ	30.640	15	5	T. SMITS	25.810
16	54	B. SOFUOGLU	35.920	16	99	A. HUERTAS	18.269	16	58	I. IGLESIAS	30.646	16	52	O. KONIG	25.810
17	2	A. CARRION	35.930	17	80	G. MASTROLUCA	18.273	17	17	K. MEUFFELS	30.666	17	48	T. BRIANTI	25.817
18	85	K. SABATUCCI	35.932	18	77	R. BIJMAN	18.285	18	1	J. BUIS	30.673	18	2	A. CARRION	25.820
19	4	S. DOORNENBAL	35.941	19	73	J. PEREZ GONZALEZ	18.335	19	59	A. ZANCA	30.677	19	73	J. PEREZ GONZALEZ	25.822
20	11	A. CARRASCO	35.945	20	87	T. KAWAKAMI	18.339	20	48	T. BRIANTI	30.682	20	61	Y. OKAYA	25.904
21	23	S. MARKARIAN	35.953	21	48	T. BRIANTI	18.386	21	53	P. SVOBODA	30.688	21	81	T. MOLENAAR	25.910
22	44	C. STANGE	35.994	22	15	A. COPPOLA	18.392	22	77	R. BIJMAN	30.698	22	26	M. GENNAI	25.914
23	87	T. KAWAKAMI	36.038	23	53	P. SVOBODA	18.412	23	44	C. STANGE	30.727	23	77	R. BIJMAN	25.922
24	48	T. BRIANTI	36.051	24	5	T. SMITS	18.425	24	52	O. KONIG	30.739	24	11	A. CARRASCO	25.953
25	83	M. KAWAKAMI	36.053	25	83	M. KAWAKAMI	18.430	25	15	A. COPPOLA	30.741	25	53	P. SVOBODA	25.977
26	53	P. SVOBODA	36.060	26	44	C. STANGE	18.479	26	83	M. KAWAKAMI	30.766	26	59	A. ZANCA	25.984
27	19	V. RODRIGUEZ NUNEZ	36.073	27	4	S. DOORNENBAL	18.519	27	7	J. GIMBERT	30.830	27	15	A. COPPOLA	25.987
28	97	F. PALAZZI	36.074	28	97	F. PALAZZI	18.540	28	10	U. ORRADRE	30.859	28	23	S. MARKARIAN	25.995
29	15	A. COPPOLA	36.087	29	22	J. ROMERO	18.565	29	11	A. CARRASCO	30.869	29	58	I. IGLESIAS	26.014
30	58	I. IGLESIAS	36.097	30	20	D. LOUREIRO	18.568	30	99	A. HUERTAS	30.899	30	64	H. DE CANCELLIS	26.035
31	93	M. GAGGI	36.192	31	81	T. MOLENAAR	18.574	31	4	S. DOORNENBAL	30.920	31	7	J. GIMBERT	26.074
32	80	G. MASTROLUCA	36.196	32	18	I. OFFER	18.602	32	5	T. SMITS	30.926	32	44	C. STANGE	26.083
33	7	J. GIMBERT	36.225	33	64	H. DE CANCELLIS	18.614	33	55	A. FRAPPOLA	30.951	33	4	S. DOORNENBAL	26.086
34	55	A. FRAPPOLA	36.274	34	55	A. FRAPPOLA	18.623	34	97	F. PALAZZI	31.046	34	43	H. KHOURI	26.093
35	43	H. KHOURI	36.303	35	58	I. IGLESIAS	18.713	35	93	M. GAGGI	31.050	35	97	F. PALAZZI	26.148
36	81	T. MOLENAAR	36.352	36	54	B. SOFUOGLU	18.733	36	81	T. MOLENAAR	31.155	36	55	A. FRAPPOLA	26.172
37	5	T. SMITS	36.515	37	23	S. MARKARIAN	18.735	37	43	H. KHOURI	31.177	37	93	M. GAGGI	26.229
38	22	J. ROMERO	36.530	38	93	M. GAGGI	18.833	38	18	I. OFFER	31.185	38	22	J. ROMERO	26.539
39	70	M. DUARTE	37.266	39	43	H. KHOURI	18.944	39	22	J. ROMERO	31.200	39	18	I. OFFER	26.609
40	18	I. OFFER	37.368	40	14	J. MCMANUS	19.065	40	70	M. DUARTE	31.687	40	70	M. DUARTE	26.710
41	14	J. MCMANUS	37.706	41	70	M. DUARTE	19.412	41	14	J. MCMANUS	32.047	41	21	V. PEREZ SELFA	26.714
				42	21	V. PEREZ SELFA	19.497	42	21	V. PEREZ SELFA	32.185	42	14	J. MCMANUS	26.976

25/07/2021

These data/results cannot be reproduced, stored and/or transmitted in whole or in part by any manner of electronic, mechanical, photocopying, recording, broadcasting or otherwise now known or herein after developed without the previous express consent by the copyright owner, except for reproduction in daily press and regular printed publications on sale to the public within 60 days of the event related to those data/results and always provided that copyright symbol appears together as follows below.

© DORNA WSBK ORGANIZATION Srl 2021



Official Fuel Supplier

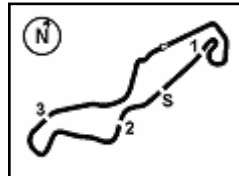


FICR PERUGIA TIMING

Official Tyre Supplier



Official Timekeeper



## Prosecco DOC Dutch Round, 23-25 July 2021

### Ideal Times Warm Up

TT Circuit Assen 4.542 m  
1 / 2

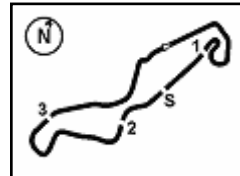
No.	Rider	Nat	Bike	Seg. 1	Seg. 2	Seg. 3	Seg. 4	Ideal Time		
				Diff. 1	Diff. 2	Diff. 3	Diff. 4	Best Lap	Pos.	Diff.
1	<b>72 V. STEEMAN</b>	NED	KTM RC 390 R	35.239 +0.886	18.258 +0.096	<b>30.223</b> +0.460	25.683 +0.148	<b>1'49.403</b> 1'50.993	18	1.590
2	<b>69 T. BOOTH-AMOS</b>	GBR	Kawasaki Ninja 400	35.533	<b>18.092</b> +0.389	30.355 +0.262	25.674 +0.113	<b>1'49.654</b> 1'50.418	1	0.764
3	<b>46 S. DI SORA</b>	FRA	Kawasaki Ninja 400	35.724 +0.145	18.191	30.484 +0.206	25.672	<b>1'50.071</b> 1'50.422	2	0.351
4	<b>10 U. ORRADRE</b>	ESP	Yamaha YZF-R3	35.500	18.131 +0.116	30.859 +0.002	25.625 +0.282	<b>1'50.115</b> 1'50.515	4	0.400
5	<b>17 K. MEUFFELS</b>	NED	Kawasaki Ninja 400	35.762 +0.411	18.168 +0.031	30.666 +0.057	25.671	<b>1'50.267</b> 1'50.766	10	0.499
6	<b>61 Y. OKAYA</b>	JPN	Kawasaki Ninja 400	35.758	18.111 +0.170	30.510	25.904	<b>1'50.283</b> 1'50.453	3	0.170
7	<b>99 A. HUERTAS</b>	ESP	Kawasaki Ninja 400	35.701	18.269 +0.008	30.899	<b>25.491</b> +0.577	<b>1'50.360</b> 1'50.945	17	0.585
8	<b>85 K. SABATUCCI</b>	ITA	Yamaha YZF-R3	35.932	18.261 +0.155	30.576	25.702	<b>1'50.471</b> 1'50.626	7	0.155
9	<b>20 D. LOUREIRO</b>	RSA	Kawasaki Ninja 400	35.748	18.568	30.444 +0.192	25.746 +0.004	<b>1'50.506</b> 1'50.702	8	0.196
10	<b>73 J. PEREZ GONZALEZ</b>	ESP	Kawasaki Ninja 400	35.765	18.335	30.601 +0.076	25.822	<b>1'50.523</b> 1'50.599	6	0.076
11	<b>2 A. CARRION</b>	ESP	Kawasaki Ninja 400	35.930 +0.113	18.165	30.616	25.820 +0.232	<b>1'50.531</b> 1'50.876	13	0.345
12	<b>52 O. KONIG</b>	CZE	Kawasaki Ninja 400	35.753	18.264	30.739	25.810	<b>1'50.566</b> 1'50.566	5	
13	<b>19 V. RODRIGUEZ NUNEZ</b>	ESP	Kawasaki Ninja 400	36.073	18.193 +0.103	30.640 +0.046	25.668 +0.196	<b>1'50.574</b> 1'50.919	15	0.345
14	<b>1 J. BUIS</b>	NED	Kawasaki Ninja 400	35.911 +0.148	18.224	30.673	25.768	<b>1'50.576</b> 1'50.724	9	0.148
15	<b>26 M. GENNAI</b>	ITA	Yamaha YZF-R3	35.893	18.246 +0.180	30.609	25.914 +0.170	<b>1'50.662</b> 1'51.012	19	0.350
16	<b>59 A. ZANCA</b>	ITA	Kawasaki Ninja 400	35.886 +0.152	18.155	30.677	25.984 +0.007	<b>1'50.702</b> 1'50.861	12	0.159
17	<b>87 T. KAWAKAMI</b>	BRA	Yamaha YZF-R3	36.038	18.339 +0.126	30.561	25.770 +0.065	<b>1'50.708</b> 1'50.899	14	0.191
18	<b>80 G. MASTROLUCA</b>	ITA	Yamaha YZF-R3	36.196	18.273 +0.174	30.525	25.727 +0.149	<b>1'50.721</b> 1'51.044	20	0.323
19	<b>77 R. BIJMAN</b>	NED	Yamaha YZF-R3	35.910	18.325	30.698	25.922	<b>1'50.855</b> 1'50.855	11	
20	<b>11 A. CARRASCO</b>	ESP	Kawasaki Ninja 400	35.945	18.127	30.869 +0.010	25.953 +0.165	<b>1'50.894</b> 1'51.069	21	0.175
21	<b>54 B. SOFUOGLU</b>	TUR	Yamaha YZF-R3	35.920	18.733	30.494	25.778	<b>1'50.925</b> 1'50.925	16	
22	<b>48 T. BRIANTI</b>	ITA	Kawasaki Ninja 400	36.051	18.386	30.682	25.817 +0.207	<b>1'50.936</b> 1'51.143	23	0.207
23	<b>83 M. KAWAKAMI</b>	BRA	Yamaha YZF-R3	36.053 +0.430	18.430	30.766	25.702	<b>1'50.951</b> 1'51.381	24	0.430
24	<b>64 H. DE CANCELLIS</b>	FRA	Kawasaki Ninja 400	35.809 +0.035	18.614	30.627	26.035	<b>1'51.085</b> 1'51.120	22	0.035
25	<b>53 P. SVOBODA</b>	CZE	Yamaha YZF-R3	36.060 +0.443	18.412 +0.048	30.688	25.977 +0.126	<b>1'51.137</b> 1'51.754	30	0.617
26	<b>15 A. COPPOLA</b>	ITA	Yamaha YZF-R3	36.087	18.392	30.741 +0.226	25.987 +0.289	<b>1'51.207</b> 1'51.722	29	0.515
27	<b>23 S. MARKARIAN</b>	FRA	Kawasaki Ninja 400	35.953	18.735 +0.289	30.566	25.995	<b>1'51.249</b> 1'51.538	28	0.289
28	<b>44 C. STANGE</b>	GER	Kawasaki Ninja 400	35.994 +0.460	18.479	30.727	26.083 +0.243	<b>1'51.283</b> 1'51.986	33	0.703
29	<b>7 J. GIMBERT</b>	FRA	Kawasaki Ninja 400	36.225 +0.072	18.257	30.830	26.074 +0.065	<b>1'51.386</b> 1'51.523	27	0.137
30	<b>4 S. DOORNENBAL</b>	NED	KTM RC 390 R	35.941	18.519	30.920	26.086	<b>1'51.466</b> 1'51.466	25	
31	<b>58 I. IGLESIAS</b>	ESP	Kawasaki Ninja 400	36.097	18.713 +0.047	30.646	26.014	<b>1'51.470</b> 1'51.517	26	0.047
32	<b>5 T. SMITS</b>	NED	Yamaha YZF-R3	36.515 +0.139	18.425	30.926	25.810 +0.049	<b>1'51.676</b> 1'51.864	32	0.188
33	<b>97 F. PALAZZI</b>	ITA	Yamaha YZF-R3	36.074	18.540	31.046 +0.026	26.148	<b>1'51.808</b> 1'51.834	31	0.026

25/07/2021

These data/results cannot be reproduced, stored and/or transmitted in whole or in part by any manner of electronic, mechanical, photocopying, recording, broadcasting or otherwise now known or herein after developed without the previous express consent by the copyright owner, except for reproduction in daily press and regular printed publications on sale to the public within 60 days of the event related to those data/results and always provided that copyright symbol appears together as follows below.

© DORNA WSBK ORGANIZATION Srl 2021





TT Circuit Assen 4.542 m

**2 / 2**

## Prosecco DOC Dutch Round, 23-25 July 2021

### Ideal Times Warm Up

No.	Rider	Nat	Bike	Seg. 1	Seg. 2	Seg. 3	Seg. 4	Ideal Time		
				Diff. 1	Diff. 2	Diff. 3	Diff. 4	Best Lap	Pos.	Diff.
34	<b>81 T. MOLENAAR</b>	NED	KTM RC 390 R	36.352	18.574 +0.068	31.155 +0.078	25.910 +0.318	<b>1'51.991</b>		
35	<b>55 A. FRAPPOLA</b>	ITA	Kawasaki Ninja 400	36.274 +0.582	18.623 +0.254	30.951	26.172	<b>1'52.020</b>	35	0.464
36	<b>93 M. GAGGI</b>	ITA	Yamaha YZF-R3	36.192	18.833	31.050	26.229	<b>1'52.304</b>	37	0.836
37	<b>43 H. KHOURI</b>	AUS	Kawasaki Ninja 400	36.303	18.944 +0.063	31.177	26.093 +0.010	<b>1'52.517</b>	34	
38	<b>22 J. ROMERO</b>	ARG	Kawasaki Ninja 400	36.530	18.565 +0.296	31.200 +0.131	26.539 +0.071	<b>1'52.834</b>	36	0.073
39	<b>18 I. OFFER</b>	GBR	Kawasaki Ninja 400	37.368	18.602 +0.708	31.185 +0.449	26.609	<b>1'53.764</b>	38	0.498
40	<b>70 M. DUARTE</b>	POR	Yamaha YZF-R3	37.266	19.412 +0.192	31.687	26.710	<b>1'55.075</b>	39	1.157
41	<b>14 J. MCMANUS</b>	IRL	Kawasaki Ninja 400	37.706	19.065	32.047	26.976	<b>1'55.794</b>	40	0.192
	<b>21 V. PEREZ SELFA</b>	ESP	Yamaha YZF-R3					1'55.794	41	
<b>Overall Ideal Time</b>				35.239	18.092	30.223	25.491	<b>1'49.045</b>		

25/07/2021

These data/results cannot be reproduced, stored and/or transmitted in whole or in part by any manner of electronic, mechanical, photocopying, recording, broadcasting or otherwise now known or herein after developed without the previous express consent by the copyright owner, except for reproduction in daily press and regular printed publications on sale to the public within 60 days of the event related to those data/results and always provided that copyright symbol appears together as follows below.

© DORNA WSBK ORGANIZATION Srl 2021



Official Fuel Supplier

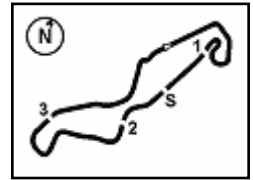


FKR PERGOIA TIMING

Official Tyre Supplier



Official Timekeeper



## Prosecco DOC Dutch Round, 23-25 July 2021

### Chronological Analysis Warm Up

TT Circuit Assen 4.542 m

1 / 3

1° 69 T. BOOTH-AMOS (1'50.418)							
Lap	Seg.1	Seg.2	Seg.3	Seg.4	Lap Time	km/h	Local Time
1		18.368	31.033	<b>25.674</b>		183,7	10:33'55.876
2	36.240	<b>18.092</b>	31.010	25.491	1'50.833C	<b>189,8</b>	10:35'46.709
3	35.570	18.149	<b>30.355</b>	25.795	1'49.869C	184,3	10:37'36.578
4	<b>35.533</b>	18.481	30.617	25.787	<b>1'50.418</b>	180,9	10:39'26.996
5	35.770	18.754	30.683	25.750	1'50.957	177,0	10:41'17.953

2° 46 S. DI SORA (1'50.422)							
Lap	Seg.1	Seg.2	Seg.3	Seg.4	Lap Time	km/h	Local Time
1		19.183	32.446	27.254		180,6	10:32'01.077
2	36.696	18.701	30.865	26.058	1'52.320	177,9	10:33'53.397
3	36.606	18.747	30.854	26.566	1'52.773	175,9	10:35'46.170
4	<b>35.724</b>	18.361	<b>30.484</b>	26.050	1'50.619	180,9	10:37'36.789
5	35.869	<b>18.191</b>	30.690	<b>25.672</b>	<b>1'50.422</b>	<b>183,4</b>	10:39'27.211
6	38.592	18.621	30.731	25.859	1'53.803	177,6	10:41'21.014

3° 61 Y. OKAYA (1'50.453)							
Lap	Seg.1	Seg.2	Seg.3	Seg.4	Lap Time	km/h	Local Time
1		19.730	32.215	27.260		177,0	10:32'10.462
2	37.179	18.580	31.364	26.263	1'53.386	181,5	10:34'03.848
3	38.506	18.304	30.806	25.961	1'53.577	182,7	10:35'57.425
4	36.421	<b>18.111</b>	30.999	26.009	1'51.540	188,8	10:37'48.965
5	<b>35.758</b>	18.281	<b>30.510</b>	<b>25.904</b>	<b>1'50.453</b>	<b>189,8</b>	10:39'39.418
6	36.287	18.321	30.764	26.220	1'51.592C	186,9	10:41'31.010

4° 10 U. ORRADRE (1'50.515)							
Lap	Seg.1	Seg.2	Seg.3	Seg.4	Lap Time	km/h	Local Time
1		20.222	32.049	29.454		171,4	10:32'13.020
2	36.745	18.229	<b>30.859</b>	26.284	1'52.117	<b>187,2</b>	10:34'05.137
3	36.578	<b>18.131</b>	31.136	<b>25.625</b>	1'51.470	186,2	10:35'56.607
4	36.147	18.612	31.145	25.667	1'51.571	183,4	10:37'48.178
5	<b>35.500</b>	18.247	30.861	25.907	<b>1'50.515</b>	186,5	10:39'38.693
6	36.343	19.024	32.726	25.936	1'54.029	171,2	10:41'32.722

5° 52 O. KONIG (1'50.566)							
Lap	Seg.1	Seg.2	Seg.3	Seg.4	Lap Time	km/h	Local Time
1		20.685	35.468	29.082		166,9	10:32'11.198
2	37.421	18.802	31.410	26.455	1'54.088	183,1	10:34'05.286
3	36.934	18.911	30.937	25.942	1'52.724	180,3	10:35'58.010
4	36.136	18.424	31.000	26.048	1'51.608	183,1	10:37'49.618
5	37.124	18.475	31.090	26.002	1'52.691	181,2	10:39'42.309
6	<b>35.753</b>	<b>18.264</b>	<b>30.739</b>	<b>25.810</b>	<b>1'50.566</b>	<b>184,6</b>	10:41'32.875

6° 73 J. PEREZ GONZALEZ (1'50.599)							
Lap	Seg.1	Seg.2	Seg.3	Seg.4	Lap Time	km/h	Local Time
1		19.243	32.504	27.221		176,5	10:32'01.399
2	37.001	18.750	31.001	26.290	1'53.042	178,8	10:33'54.441
3	36.451	18.676	30.726	25.978	1'51.831	177,6	10:35'46.272
4	35.851	18.484	<b>30.601</b>	25.910	1'50.846	180,6	10:37'37.118
5	<b>35.765</b>	<b>18.335</b>	30.677	<b>25.822</b>	<b>1'50.599</b>	181,2	10:39'27.717
6	35.863	18.374	30.793	26.398	1'51.428	<b>183,1</b>	10:41'19.145

7° 85 K. SABATUCCI (1'50.626)							
Lap	Seg.1	Seg.2	Seg.3	Seg.4	Lap Time	km/h	Local Time
1		19.186	32.531	28.904		184,3	10:32'02.984
2	36.894	18.674	31.005	25.958	1'52.531	183,7	10:33'55.515
3	36.406	18.478	31.031	26.111	1'52.026C	<b>185,6</b>	10:35'47.541
4	36.106	<b>18.261</b>	30.955	26.395	1'51.717	<b>185,6</b>	10:37'39.258
5	38.551	18.898	31.566	27.423	1'56.438	178,8	10:39'35.696
6	<b>35.932</b>	18.416	<b>30.576</b>	<b>25.702</b>	<b>1'50.626</b>	181,8	10:41'26.322

8° 20 D. LOUREIRO (1'50.702)							
Lap	Seg.1	Seg.2	Seg.3	Seg.4	Lap Time	km/h	Local Time
1		19.240	31.789	26.640		176,2	10:32'01.755
2	36.897	18.593	31.040	25.890	1'52.420	<b>183,7</b>	10:33'54.175
3	36.290	18.714	30.664	25.946	1'51.614	177,6	10:35'45.789
4	35.927	18.826	<b>30.444</b>	<b>25.746</b>	1'50.943	175,6	10:37'36.732
5	<b>35.748</b>	<b>18.568</b>	30.636	25.750	<b>1'50.702</b>	178,8	10:39'27.434
6	36.001	18.627	30.759	26.371	1'51.758	180,6	10:41'19.192

9° 1 J. BUIS (1'50.724)							
Lap	Seg.1	Seg.2	Seg.3	Seg.4	Lap Time	km/h	Local Time
1		18.950	31.711	26.628		177,9	10:32'18.423
2	36.444	18.424	31.142	25.834	1'51.844	184,0	10:34'10.267
3	36.059	<b>18.224</b>	<b>30.673</b>	<b>25.768</b>	<b>1'50.724</b>	<b>185,6</b>	10:36'00.991
4	36.666	18.349	31.071	25.800	1'51.886	182,7	10:37'52.877
5	36.206	18.357	31.016	25.781	1'51.360	183,4	10:39'44.237
6	<b>35.911</b>	18.304	30.693	26.279	1'51.187	185,2	10:41'35.424

10° 17 K. MEUFFELS (1'50.766)							
Lap	Seg.1	Seg.2	Seg.3	Seg.4	Lap Time	km/h	Local Time
1		19.163	31.907	28.160		186,5	10:32'12.058
2	36.873	<b>18.168</b>	31.184	26.038	1'52.263	<b>190,1</b>	10:34'04.321
3	36.325	18.556	31.219	26.250	1'52.350	183,1	10:35'56.671
4	36.173	18.199	30.723	<b>25.671</b>	<b>1'50.766</b>	182,7	10:37'47.437
5	<b>35.762</b>	18.657	30.929	26.349	1'51.697	181,2	10:39'39.134
6	36.328	18.473	<b>30.666</b>	26.027	1'51.494	179,4	10:41'30.628

11° 77 R. BIJMAN (1'50.855)							
Lap	Seg.1	Seg.2	Seg.3	Seg.4	Lap Time	km/h	Local Time
1		19.574	34.103	28.840		173,9	10:32'11.079
2	37.077	18.842	31.164	26.406	1'53.489	179,1	10:34'04.568
3	36.553	18.404	31.359	26.193	1'52.509	185,9	10:35'57.077
4	36.153	18.377	31.258	25.955	1'51.743C	<b>186,5</b>	10:37'48.820
5	36.129	18.477	30.708	26.021	1'51.335	180,6	10:39'40.155
6	<b>35.910</b>	<b>18.325</b>	<b>30.698</b>	<b>25.922</b>	<b>1'50.855</b>	184,9	10:41'31.010

12° 59 A. ZANCA (1'50.861)							
Lap	Seg.1	Seg.2	Seg.3	Seg.4	Lap Time	km/h	Local Time
1		19.729	33.761	28.203		167,7	10:32'10.929
2	39.055	18.493	31.372	26.339	1'55.259	<b>187,8</b>	10:34'06.188
3	36.692	18.518	30.983	26.132	1'52.325	186,2	10:35'58.513
4	36.074	18.248	30.742	<b>25.984</b>	1'51.048	184,9	10:37'49.561
5	36.038	<b>18.155</b>	<b>30.677</b>	25.991	<b>1'50.861</b>	183,4	10:39'40.422
6	<b>35.886</b>	18.307	30.748	26.052	1'50.993	<b>187,8</b>	10:41'31.415

13° 2 A. CARRION (1'50.876)							
Lap	Seg.1	Seg.2	Seg.3	Seg.4	Lap Time	km/h	Local Time
1		19.516	32.035	29.553		180,3	10:32'13.262
2	36.902	18.297	30.969	25.962	1'52.130	<b>189,1</b>	10:34'05.392
3	36.890	18.555	30.760	26.005	1'52.210	176,2	10:35'57.602
4	<b>35.930</b>	18.190	30.942	<b>25.820</b>	1'50.882	187,2	10:37'48.484
5	36.043	<b>18.165</b>	<b>30.616</b>	26.052	<b>1'50.876</b>	185,6	10:39'39.360
6	36.479	18.359	30.634	26.164	1'51.636	186,2	10:41'30.996

14° 87 T. KAWAKAMI (1'50.899)							
Lap	Seg.1	Seg.2	Seg.3	Seg.4	Lap Time	km/h	Local Time
1		19.836	32.224	28.079		177,0	10:32'11.426
2	36.840	18.588	31.201	26.414	1'53.043	179,4	10:34'04.469
3	36.535	18.361	31.314	26.303	1'52.513	<b>187,8</b>	10:35'56.982
4	36.147	<b>18.339</b>	31.118	<b>25.770</b>	1'51.374	184,6	10:37'48.356

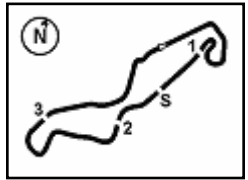
25/07/2021 P = Pits In/Out - C = Lap Time Cancelled

These data/results cannot be reproduced, stored and/or transmitted in whole or in part by any manner of electronic, mechanical, photocopying, recording, broadcasting or otherwise now known or herein after developed without the previous express consent by the copyright owner, except for reproduction in daily press and regular printed publications on sale to the public within 60 days of the event related to those data/results and always provided that copyright symbol appears together as follows below.

© DORNA WSBK ORGANIZATION Srl 2021







## Prosecco DOC Dutch Round, 23-25 July 2021

### Chronological Analysis Warm Up

TT Circuit Assen 4.542 m

2 / 3

5	<b>36.038</b>	18.465	<b>30.561</b>	25.835	<b>1'50.899</b>	181,8	10:39'39.255	4	36.278	18.362	31.042	26.669	1'52.351	184,3	10:37'39.621
6	36.069	18.423	30.701	26.505	1'51.698	182,7	10:41'30.953	5	37.320	18.777	31.487	27.864	1'55.448	<b>188,5</b>	10:39'35.069
								6	<b>35.945</b>	<b>18.127</b>	30.879	26.118	<b>1'51.069</b>	185,9	10:41'26.138

15° 19 V. RODRIGUEZ NUNEZ (1'50.919)							
Lap	Seg.1	Seg.2	Seg.3	Seg.4	Lap Time	km/h	Local Time
1		19.522	34.387	30.274		177,3	10:32'11.970
2	37.647	18.522	30.791	25.903	1'52.863	<b>184,3</b>	10:34'04.833
3	36.688	<b>18.193</b>	31.045	<b>25.668</b>	1'51.594	<b>184,3</b>	10:35'56.427
4	36.272	18.587	30.899	25.928	1'51.686C	181,5	10:37'48.113
5	<b>36.073</b>	18.296	30.686	25.864	<b>1'50.919</b>	182,7	10:39'39.032
6	36.191	18.640	<b>30.640</b>	26.403	1'51.874	180,3	10:41'30.906

22° 64 H. DE CANCELLIS (1'51.120)							
Lap	Seg.1	Seg.2	Seg.3	Seg.4	Lap Time	km/h	Local Time
1		19.619	33.197	35.396		172,0	10:33'29.322
2	1'24.538	18.893	31.288	26.088	2'40.807P	176,2	10:36'10.129
3	36.248	18.835	30.922	26.112	1'52.117	175,9	10:38'02.246
4	35.844	<b>18.614</b>	<b>30.627</b>	<b>26.035</b>	<b>1'51.120</b>	<b>178,2</b>	10:39'53.366
5	<b>35.809</b>	18.722	30.730	26.038	1'51.299	177,3	10:41'44.665

16° 54 B. SOFUOGLU (1'50.925)							
Lap	Seg.1	Seg.2	Seg.3	Seg.4	Lap Time	km/h	Local Time
1		19.637	31.864	26.660		172,8	10:32'36.118
2	37.027	19.120	31.238	26.300	1'53.685C	173,6	10:34'29.803
3	36.194	18.755	30.787	25.835	1'51.571	<b>178,5</b>	10:36'21.374
4	35.940	18.811	30.601	25.872	1'51.224	175,3	10:38'12.598
5	<b>35.920</b>	<b>18.733</b>	<b>30.494</b>	<b>25.778</b>	<b>1'50.925</b>	175,3	10:40'03.523

23° 48 T. BRIANTI (1'51.143)							
Lap	Seg.1	Seg.2	Seg.3	Seg.4	Lap Time	km/h	Local Time
1		19.862	33.254	28.023		178,5	10:32'14.914
2	37.038	18.914	31.581	26.559	1'54.092	177,6	10:34'09.006
3	36.473	18.592	31.150	26.131	1'52.346	181,5	10:36'01.352
4	36.526	18.413	30.964	<b>25.817</b>	1'51.720	181,5	10:37'53.072
5	36.236	18.466	30.806	25.819	1'51.327	<b>183,1</b>	10:39'44.399
6	<b>36.051</b>	<b>18.386</b>	<b>30.682</b>	26.024	<b>1'51.143</b>	181,8	10:41'35.542

17° 99 A. HUERTAS (1'50.945)							
Lap	Seg.1	Seg.2	Seg.3	Seg.4	Lap Time	km/h	Local Time
1		19.104	32.033	29.031		183,4	10:32'12.518
2	36.668	<b>18.269</b>	30.923	25.799	1'51.659	<b>187,5</b>	10:34'04.177
3	36.211	18.707	31.085	25.925	1'51.928	179,1	10:35'56.105
4	35.934	18.572	31.679	<b>25.491</b>	1'51.676	179,7	10:37'47.781
5	<b>35.701</b>	18.277	<b>30.899</b>	26.068	<b>1'50.945</b>	184,3	10:39'38.726
6	54.057	19.859	31.999	26.133	2'12.048	170,3	10:41'50.774

24° 83 M. KAWAKAMI (1'51.381)							
Lap	Seg.1	Seg.2	Seg.3	Seg.4	Lap Time	km/h	Local Time
1		19.006	31.903	27.069		181,2	10:32'02.432
2	37.394	18.664	31.072	26.082	1'53.212	180,3	10:33'55.644
3	36.977	18.692	31.113	25.884	1'52.666	174,2	10:35'48.310
4	36.483	<b>18.430</b>	<b>30.766</b>	<b>25.702</b>	<b>1'51.381</b>	181,5	10:37'39.691
5	36.865	18.594	31.198	30.062	1'56.719C	<b>184,6</b>	10:39'36.410
6	<b>36.053</b>	18.832	30.809	26.345	1'52.039	176,2	10:41'28.449

18° 72 V. STEEMAN (1'50.993)							
Lap	Seg.1	Seg.2	Seg.3	Seg.4	Lap Time	km/h	Local Time
1		19.291	31.708	29.663		186,2	10:32'13.670
2	36.363	<b>18.258</b>	30.738	25.837	1'51.196	<b>188,2</b>	10:34'04.866
3	36.071	18.316	30.961	25.865	1'51.213	186,9	10:35'56.079
4	36.125	18.354	30.683	25.831	<b>1'50.993</b>	187,8	10:37'47.072
5	40.229	18.405	30.682	<b>25.683</b>	1'54.999	182,1	10:39'42.071
6	<b>35.239</b>	18.381	<b>30.223</b>	25.467	1'49.310C	181,5	10:41'31.381

25° 4 S. DOORNENBAL (1'51.466)							
Lap	Seg.1	Seg.2	Seg.3	Seg.4	Lap Time	km/h	Local Time
1		19.364	32.085	26.531		177,6	10:31'56.382
2	36.666	19.285	31.140	26.128	1'53.219	177,6	10:33'49.601
3	36.298	18.997	31.249	26.490	1'53.034	176,2	10:35'42.635
4	36.092	18.901	31.047	26.188	1'52.228	177,0	10:37'34.863
5	36.444	18.875	31.285	26.677	1'53.281	175,6	10:39'28.144
6	<b>35.941</b>	<b>18.519</b>	<b>30.920</b>	<b>26.086</b>	<b>1'51.466</b>	<b>180,3</b>	10:41'19.610

19° 26 M. GENNAI (1'51.012)							
Lap	Seg.1	Seg.2	Seg.3	Seg.4	Lap Time	km/h	Local Time
1		19.751	32.333	26.965		173,6	10:32'04.832
2	37.081	18.956	31.392	26.382	1'53.811	178,5	10:33'58.643
3	43.949	18.750	30.849	26.387	1'59.935	185,9	10:35'58.578
4	36.515	<b>18.246</b>	30.847	<b>25.914</b>	1'51.522	<b>188,5</b>	10:37'50.100
5	36.287	18.390	30.837	26.324	1'51.838	185,9	10:39'41.938
6	<b>35.893</b>	18.426	<b>30.609</b>	26.084	<b>1'51.012</b>	182,7	10:41'32.950

26° 58 I. IGLESIAS (1'51.517)							
Lap	Seg.1	Seg.2	Seg.3	Seg.4	Lap Time	km/h	Local Time
1		19.998	33.320	28.024		178,8	10:32'14.860
2	38.042	19.014	31.550	26.679	1'55.285	177,3	10:34'10.145
3	36.824	<b>18.713</b>	31.056	26.265	1'52.858	<b>179,7</b>	10:36'03.003
4	36.360	18.792	30.901	26.140	1'52.193C	177,3	10:37'55.196
5	36.802	18.916	31.190	26.250	1'53.158	177,0	10:39'48.354
6	<b>36.097</b>	18.760	<b>30.646</b>	<b>26.014</b>	<b>1'51.517</b>	177,9	10:41'39.871

20° 80 G. MASTROLUCA (1'51.044)							
Lap	Seg.1	Seg.2	Seg.3	Seg.4	Lap Time	km/h	Local Time
1		19.269	32.635	27.099		176,8	10:32'01.429
2	37.581	18.688	31.048	25.821	1'53.138	183,1	10:33'54.567
3	36.977	18.588	31.601	26.028	1'53.194	184,9	10:35'47.761
4	37.293	<b>18.273</b>	31.030	25.854	1'52.450	<b>185,6</b>	10:37'40.211
5	37.093	18.461	30.942	<b>25.727</b>	1'52.223	180,9	10:39'32.434
6	<b>36.196</b>	18.447	<b>30.525</b>	25.876	<b>1'51.044</b>	177,9	10:41'23.478

27° 7 J. GIMBERT (1'51.523)							
Lap	Seg.1	Seg.2	Seg.3	Seg.4	Lap Time	km/h	Local Time
1		19.719	32.236	29.252		180,0	10:32'13.525
2	37.183	18.642	31.092	26.375	1'53.292	183,7	10:34'06.817
3	36.523	18.388	30.851	26.083	1'51.845	<b>187,2</b>	10:35'58.662
4	36.297	<b>18.257</b>	<b>30.830</b>	26.139	<b>1'51.523</b>	185,9	10:37'50.185
5	40.215	18.702	31.269	26.327	1'56.513	180,6	10:39'46.698
6	<b>36.225</b>	18.568	31.023	<b>26.074</b>	1'51.890	180,6	10:41'38.588

21° 11 A. CARRASCO (1'51.069)							
Lap	Seg.1	Seg.2	Seg.3	Seg.4	Lap Time	km/h	Local Time
1		19.231	32.542	27.398		180,0	10:32'01.035
2	37.519	18.522	<b>30.869</b>	26.143	1'53.053	182,4	10:33'54.088
3	37.302	18.687	31.240	<b>25.953</b>	1'53.182	185,6	10:35'47.270

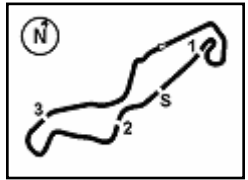
28° 23 S. MARKARIAN (1'51.538)							
Lap	Seg.1	Seg.2	Seg.3	Seg.4	Lap Time	km/h	Local Time
1		19.487	31.740	26.815		171,7	10:31'55.985
2	37.260	18.783	31.223	26.472	1'53.738	<b>182,7</b>	10:33'49.723

25/07/2021 P = Pits In/Out - C = Lap Time Cancelled

These data/results cannot be reproduced, stored and/or transmitted in whole or in part by any manner of electronic, mechanical, photocopying, recording, broadcasting or otherwise now known or herein after developed without the previous express consent by the copyright owner, except for reproduction in daily press and regular printed publications on sale to the public within 60 days of the event related to those data/results and always provided that copyright symbol appears together as follows below.

© DORNA WSBK ORGANIZATION Srl 2021





## Prosecco DOC Dutch Round, 23-25 July 2021

### Chronological Analysis Warm Up

TT Circuit Assen 4.542 m

3 / 3

3	36.482	18.900	31.131	26.301	1'52.814	180,6	10:35'42.537	2	37.077	19.308	31.571	26.378	1'54.334	177,9	10:33'53.566
4	36.514	<b>18.735</b>	30.950	26.238	1'52.437	180,9	10:37'34.974	3	37.348	19.084	<b>31.155</b>	26.447	1'54.034	176,5	10:35'47.600
5	36.219	19.106	30.917	26.126	1'52.368	173,6	10:39'27.342	4	36.620	18.797	31.184	<b>25.910</b>	1'52.511	181,5	10:37'40.111
6	<b>35.953</b>	19.024	<b>30.566</b>	<b>25.995</b>	<b>1'51.538</b>	178,8	10:41'18.880	5	37.335	<b>18.574</b>	31.263	26.112	1'53.284	<b>183,1</b>	10:39'33.395
								6	<b>36.352</b>	18.642	31.233	26.228	<b>1'52.455</b>	180,9	10:41'25.850

#### 29° 15 A. COPPOLA (1'51.722)

Lap	Seg.1	Seg.2	Seg.3	Seg.4	Lap Time	km/h	Local Time
1		19.572	32.896	28.955		173,1	10:32'00.924
2	39.227	18.627	30.875	26.148	1'54.877	184,0	10:33'55.801
3	36.975	18.462	30.821	26.037	1'52.295	184,3	10:35'48.096
4	36.392	18.606	<b>30.741</b>	<b>25.987</b>	1'51.726	<b>188,2</b>	10:37'39.822
5	36.559	19.040	31.163	27.811	1'54.573	176,8	10:39'34.395
6	<b>36.087</b>	<b>18.392</b>	30.967	26.276	<b>1'51.722</b>	182,7	10:41'26.117

#### 36° 43 H. KHOURI (1'52.590)

Lap	Seg.1	Seg.2	Seg.3	Seg.4	Lap Time	km/h	Local Time
1		19.558	32.618	26.728		173,6	10:32'42.339
2	37.175	19.159	31.804	26.335	1'54.473	175,9	10:34'36.812
3	36.715	18.993	31.283	26.379	1'53.370	176,5	10:36'30.182
4	36.393	<b>18.944</b>	31.294	<b>26.093</b>	1'52.724	176,2	10:38'22.906
5	<b>36.303</b>	19.007	<b>31.177</b>	26.103	<b>1'52.590</b>	<b>176,8</b>	10:40'15.496

#### 30° 53 P. SVOBODA (1'51.754)

Lap	Seg.1	Seg.2	Seg.3	Seg.4	Lap Time	km/h	Local Time
1		19.678	32.587	27.234		177,6	10:32'02.056
2	37.093	18.518	31.441	26.147	1'53.199	184,9	10:33'55.255
3	36.911	<b>18.412</b>	31.351	<b>25.977</b>	1'52.651	<b>187,5</b>	10:35'47.906
4	36.503	18.460	<b>30.688</b>	26.103	<b>1'51.754</b>	<b>187,5</b>	10:37'39.660
5	36.303	19.187	31.307	26.455	1'53.252	174,8	10:39'32.912
6	<b>36.060</b>	18.559	31.082	26.177	1'51.878	180,9	10:41'24.790

#### 37° 55 A. FRAPPOLA (1'52.856)

Lap	Seg.1	Seg.2	Seg.3	Seg.4	Lap Time	km/h	Local Time
1		20.474	33.040	27.782		172,8	10:32'05.389
2	37.354	19.395	31.795	27.088	1'55.632	174,8	10:34'01.021
3	41.587	19.336	30.987	26.207	1'58.117	176,2	10:35'59.138
4	<b>36.274</b>	<b>18.623</b>	31.327	26.783	1'53.007	<b>178,5</b>	10:37'52.145
5	36.856	18.877	<b>30.951</b>	<b>26.172</b>	<b>1'52.856</b>	175,6	10:39'45.001
6	36.338	18.922	31.425	26.829	1'53.514	175,6	10:41'38.515

#### 31° 97 F. PALAZZI (1'51.834)

Lap	Seg.1	Seg.2	Seg.3	Seg.4	Lap Time	km/h	Local Time
1		19.126	31.741	26.810		175,0	10:31'57.304
2	36.782	18.935	31.191	26.552	1'53.460	177,0	10:33'50.764
3	53.773	20.099	32.032	26.805	2'12.709	170,1	10:36'03.473
4	36.515	18.710	<b>31.046</b>	26.314	1'52.585	179,7	10:37'56.058
5	36.285	18.707	31.339	26.378	1'52.709	<b>182,1</b>	10:39'48.767
6	<b>36.074</b>	<b>18.540</b>	31.072	<b>26.148</b>	<b>1'51.834</b>	181,8	10:41'40.601

#### 38° 22 J. ROMERO (1'53.332)

Lap	Seg.1	Seg.2	Seg.3	Seg.4	Lap Time	km/h	Local Time
1		19.495	32.728	27.682		179,7	10:32'02.835
2	37.616	<b>18.565</b>	31.813	26.964	1'54.958	<b>185,2</b>	10:33'57.793
3	37.305	19.161	31.880	27.131	1'55.477	175,6	10:35'53.270
4	37.751	19.534	31.979	26.788	1'56.052	174,8	10:37'49.322
5	36.852	18.850	<b>31.200</b>	<b>26.539</b>	1'53.441	179,1	10:39'42.763
6	<b>36.530</b>	18.861	31.331	26.610	<b>1'53.332</b>	179,1	10:41'36.095

#### 32° 5 T. SMITS (1'51.864)

Lap	Seg.1	Seg.2	Seg.3	Seg.4	Lap Time	km/h	Local Time
1		19.681	33.495	27.755		176,2	10:32'01.216
2	38.534	18.734	31.582	26.165	1'55.015	183,1	10:33'56.231
3	36.914	18.608	30.983	<b>25.810</b>	1'52.315	182,7	10:35'48.546
4	36.654	<b>18.425</b>	<b>30.926</b>	25.859	<b>1'51.864</b>	<b>186,2</b>	10:37'40.410
5	37.323	18.597	31.072	26.277	1'53.269	183,1	10:39'33.679
6	<b>36.515</b>	18.557	31.009	25.950	1'52.031	181,5	10:41'25.710

#### 39° 18 I. OFFER (1'54.921)

Lap	Seg.1	Seg.2	Seg.3	Seg.4	Lap Time	km/h	Local Time
1		19.447	32.374	32.994		176,8	10:32'08.269
2	38.148	19.228	31.915	26.642	1'55.933	175,9	10:34'04.202
3	39.728	<b>18.602</b>	<b>31.185</b>	26.844	1'56.359	<b>182,7</b>	10:36'00.561
4	40.136	19.163	31.716	27.920	1'58.935	179,1	10:37'59.496
5	<b>37.368</b>	19.310	31.634	<b>26.609</b>	<b>1'54.921</b>	174,5	10:39'54.417
6	51.029	21.879	33.952	37.990	2'24.850P	153,8	10:42'19.267

#### 33° 44 C. STANGE (1'51.986)

Lap	Seg.1	Seg.2	Seg.3	Seg.4	Lap Time	km/h	Local Time
1		19.052	32.076	26.413		181,5	10:31'59.584
2	37.051	18.811	31.182	26.858	1'53.902	182,7	10:33'53.486
3	38.398	18.605	31.103	26.092	1'54.198	<b>184,0</b>	10:35'47.684
4	36.454	<b>18.479</b>	<b>30.727</b>	26.326	<b>1'51.986</b>	180,3	10:37'39.670
5	36.609	19.026	31.072	26.196	1'52.903	175,6	10:39'32.573
6	<b>35.994</b>	18.851	33.943	<b>26.083</b>	1'54.871	176,8	10:41'27.444

#### 40° 70 M. DUARTE (1'55.267)

Lap	Seg.1	Seg.2	Seg.3	Seg.4	Lap Time	km/h	Local Time
1		21.057	33.797	28.264		173,1	10:32'15.387
2	38.320	<b>19.412</b>	32.367	28.264	1'58.363	<b>176,2</b>	10:34'13.750
3	37.880	19.636	32.531	27.107	1'57.154	174,2	10:36'10.904
4	37.927	19.587	32.388	27.029	1'56.931	173,6	10:38'07.835
5	<b>37.266</b>	19.604	<b>31.687</b>	<b>26.710</b>	<b>1'55.267</b>	174,2	10:40'03.102

#### 34° 93 M. GAGGI (1'52.304)

Lap	Seg.1	Seg.2	Seg.3	Seg.4	Lap Time	km/h	Local Time
1		20.020	33.684	27.305		174,8	10:32'26.822
2	38.123	19.335	32.322	26.875	1'56.655	175,0	10:34'23.477
3	39.591	19.739	32.750	26.309	1'58.389C	172,2	10:36'21.866
4	<b>36.192</b>	<b>18.833</b>	<b>31.050</b>	<b>26.229</b>	<b>1'52.304</b>	<b>177,9</b>	10:38'14.170
5	36.361	18.963	31.220	26.392	1'52.936	174,5	10:40'07.106

#### 41° 14 J. MCMANUS (1'55.794)

Lap	Seg.1	Seg.2	Seg.3	Seg.4	Lap Time	km/h	Local Time
1		19.807	34.155	27.638		176,5	10:32'29.167
2	38.348	19.418	32.968	27.271	1'58.005	177,3	10:34'27.172
3	38.216	19.494	32.327	27.110	1'57.147	176,8	10:36'24.319
4	37.939	19.597	33.053	27.267	1'57.856	176,2	10:38'22.175
5	<b>37.706</b>	<b>19.065</b>	<b>32.047</b>	<b>26.976</b>	<b>1'55.794</b>	<b>178,2</b>	10:40'17.969

#### 35° 81 T. MOLENAAR (1'52.455)

Lap	Seg.1	Seg.2	Seg.3	Seg.4	Lap Time	km/h	Local Time
1		19.206	32.760	26.415		179,4	10:31'59.232

#### 42° 21 V. PEREZ SELFA

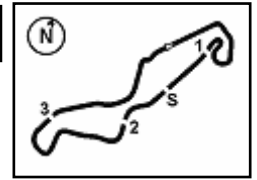
Lap	Seg.1	Seg.2	Seg.3	Seg.4	Lap Time	km/h	Local Time
1		<b>19.497</b>	<b>32.185</b>	<b>26.714</b>		<b>173,1</b>	10:40'01.022

25/07/2021 P = Pits In/Out - C = Lap Time Cancelled

These data/results cannot be reproduced, stored and/or transmitted in whole or in part by any manner of electronic, mechanical, photocopying, recording, broadcasting or otherwise now known or herein after developed without the previous express consent by the copyright owner, except for reproduction in daily press and regular printed publications on sale to the public within 60 days of the event related to those data/results and always provided that copyright symbol appears together as follows below.

© DORNA WSBK ORGANIZATION Srl 2021





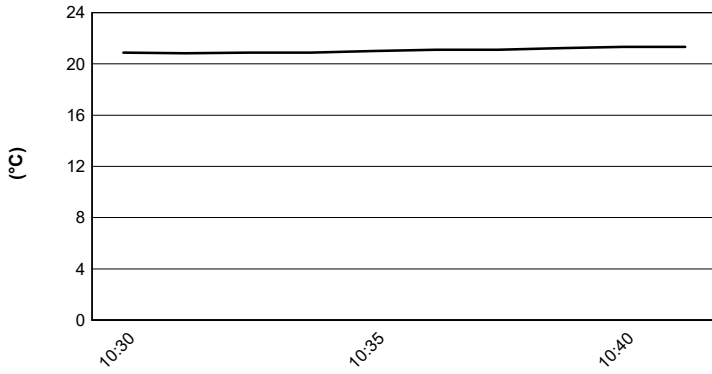
TT Circuit Assen 4.542 m

## Prosecco DOC Dutch Round, 23-25 July 2021

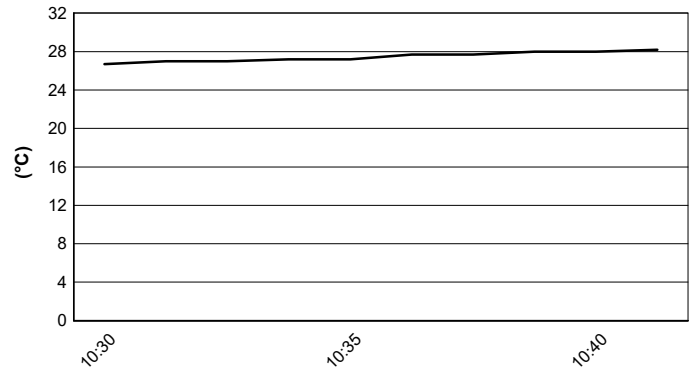
### Weather Report Warm Up

Session started 10:30 - Session ended 10:42


#### Air Temperature



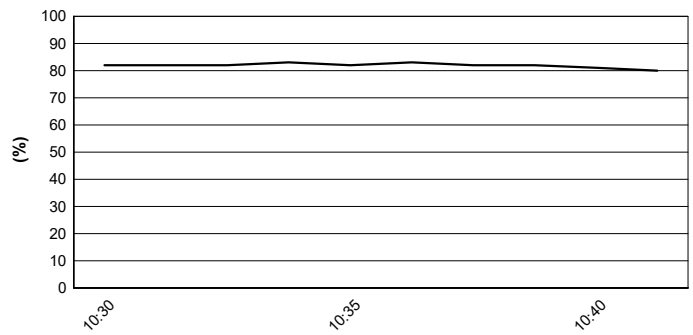
#### Track Temperature



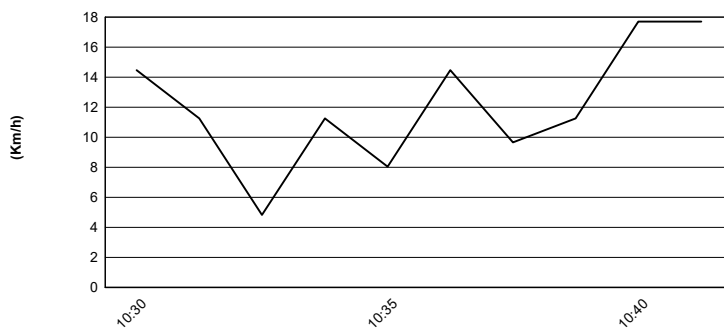
#### Air Pressure



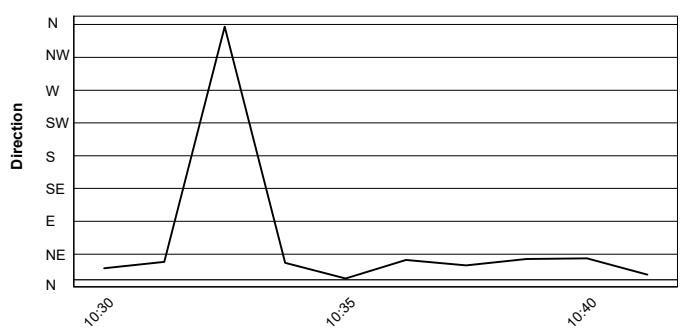
#### Humidity



#### Wind Speed



#### Wind Direction



25/07/2021

These data/results cannot be reproduced, stored and/or transmitted in whole or in part by any manner of electronic, mechanical, photocopying, recording, broadcasting or otherwise now known or herein after developed without the previous express consent by the copyright owner, except for reproduction in daily press and regular printed publications on sale to the public within 60 days of the event related to those data/results and always provided that copyright symbol appears together as follows below.

© DORNA WSBK ORGANIZATION Srl 2021



Official Fuel Supplier



FICR PERUGIA TIMING

Official Tyre Supplier



Official Timekeeper